

The effect is given to this interior.



Bowman inspects some new "bricks".



kman smoothes slab before stamping



The William Wolfe's patio shows result.

On Patio, Floors

By MARILYN HENNESSY

Something new in home construction developed by Valleyite Brad Bowman will appear in a nationally distributed home magazine in the near future. Brad has developed a method of stamping patterns in concrete floors that opens an endless new field in floor design and is simple enough for an unskilled home owner to use.

There are any number of variations of color that can be applied to the newly poured cement when it is wet and before the stamping process is started. Brad likes to describe the stamping as a "basket cutting" operation. After the concrete is hard the cracks that are stamped in may be filled with cement mortar.

AT HALF COST

When all is thoroughly dry a coat of floor hardener and wax and you have a beautiful brick or tile floor at half the cost of the real thing. The template which is used for stamping may be made to imitate any size of brick or tile pattern or any design desired. The possibilities are unlimited.

Brad, who has lived in the Valley for the past seven years, came to the Monterey Peninsula in 1938. He built one of the first modern adobe houses in Carmel of stabilized adobe brick. He used adobe soil from the then crumbling Carmel Mission walls to make the bricks for his house.

While working at this he became so interested in the Mission and the exacting job of rebuilding the beautiful old buildings that he went to work for Harry Downie curator at the Mission and in charge of the restoration. He worked for Downie for various periods for the next three years, becoming more and more interested in adobe design and construction.

Brad served four years with the Army Engineer Corps and when he returned to the Peninsula he moved to the Valley. He set up his adobe brick plant and was back designing and building adobe houses.

As the cost of home construction rose higher and higher Brad began to look for a way to build attractive floors and patios at more reasonable costs than the red brick and tile that goes so nicely with adobe houses. Gradually he developed his stamped concrete method. He has applied it to several Valley homes with very pleasing results.

Brad and his wife Dorothy and three small daughters, Tani, Arrowsmith and Barri live on Laurel Drive in Rancho del Monte.

Carmel Valley Tract Opens Tomorrow



Above are plans by Wally Reemelin of Berkeley which are among those on display tomorrow at Rancho Del Monte's new subdivision on Carmel River, reached from Boronda Road. To mark the opening of the tract, there will be a treasure hunt, colored movies, and a discount on lots for the day. Subdividers are Paul E. Porter and Peggy Marquard. Festivities commence at 2 p.m. and participants in the treasure hunt must stop by the Porter Marquard real estate office on Carmel Valley road by that time to pick up a list of clues.

By NORVELL GILLESPIE

Garden Consultant

Are you looking for the perfect shrub that will give you swooping sprays of flowers and bright masses of color? Then, rhododendrons are for attachment. The spirea, and you! These magnificent shrubs are easy to grow and they increase in beauty and value each year.

Choosing a variety: Rhododendrons find a happy home on the West Coast from Vancouver south to San Diego. Your nurseryman will be glad to help you choose the type of plants best suited to your needs whether for foundation or specific use background planting.

WHEN AND WHERE TO PLANT

The best time to plant rhododendrons is from October to May when your soil is cool. Your choice of location is very important. Choose your site with partial shade, under high branching trees, on the north side of the house, patio or fence are the places. Rhododendrons will grow in almost any type of soil if it is loose, well drained, contains organic matter and is slightly acid. Dig holes or prepare the soil in planting beds. Like it dry and drainage is good.

How to Plant: Rhododendrons are surface rooters so they should be planted shallow with the top of the earth ball slightly above the soil level. Mix your top soil equally with leaf mold and peat moss. A 2-inch top cover of peat moss and rotted manure is also very beneficial. Leave a saucer-like basin around the base so that plenty of water will get to the roots.

Watering: Morning and evening waterings are best for rhododendrons. Since they are surface rooters they take lots of water. Keep the soil moist but never soggy. Gradually diminish the water in early fall, so the current year's growth can harden properly. Early defoliation of foliage is caused by wind as well as heat so be sure to water the foliage well when the sun is not on the plant.

FERTILIZING

Rhododendrons require only three feedings per year—the first immediately after they are through blooming, the second feeding about 30 days later and the third, about 60 days later. The easiest and best way to fertilize is to use a 10-5-5 liquid fish plant food—it contains organic fish in a balanced fertilizer. You can spray it for leaf feeding and pour around plants for root feeding.

Summer Care: Summer is the time to protect against insect pests such as aphis, thrips, Fuchsia bronze beetle, etc. The new improved all-purpose malathion spray containing malathion and DDD give protection from most insect pests and an oil spray protects against scale. They mix! Mix them for flowers and bright masses of color! Then, rhododendrons are for attachment. The spirea, and you! These magnificent shrubs are spray both at the same time. Use easy to grow and they increase in every two or three weeks during beauty and value each year. the summer. The oil spray should be used when the temperature is between 70 and 75 degrees for best results.

If you prefer to dust, use a combination malathion dust to get good protective pest control. Essentials for good planting: Drainage, soil, water, fertilizer, winter protection and pruning.

FALL CARE

Just before the fall rains begin, it is a good idea to cover the top layer of soil around your rhododendrons with peat moss or leaf mold, one part rotted cow manure. Water in well, but do not dig around your plants after this. Remember the roots are near the surface.

Pruning: Prune rhododendrons only if necessary, but do not hesitate to cut irregular canes or to shape your shrubs. Prune by cutting out about two years' growth. For best results prune immediately after the flowering season usually in the May or June.

With the right soil, plant, or use right fertilizer your garden rhododendrons are sure to do fine. They require little care and seem to grow in the most unlikely spots.

Spring Garden Show at Oakland Slated May 1-8

"Educational as well as spectacular" is the way Ned S. Rucker, designer-manager of the California Spring Garden Show, describes the floral extravaganza to be presented in the Oakland Exposition Building Auditorium Area and Theater May 1-8.

In listing 10 reasons for attending the coming show, Rucker emphasized that the annual event is planned "to stress, test and display new ideas in making a garden a practical place in which to carry on daily living in addition to presenting an extravaganza of beauty which provides many with a great spiritual uplift."

"Everything anyone needs to know about a garden can be found at the 1954 California Spring Garden Show," Rucker said.

Wide many of the exhibits are more elaborate than the average gardener can afford Rucker believes that even the most costly displays utilize basic ideas which can be readily adapted to more modest gardens.

The show designer-manager said, for instance, that the show provides opportunity for studying garden design and layout. It also emphasizes how to start construction with the installation of proper drainage and with proper grading.

It will be filled with ideas on how to use a garden for leisure, play or utility, and how to adapt a garden to the elements.

New garden materials, tools, plant foods, insecticides, plants and flowers will also be displayed.

Ord Terrace Group To Discuss Plans for Park

The Ord Terrace Property Owners Association will meet Monday night at the Juan Cabrillo School and Playground on upper Military Ave. to discuss plans for the Meiz Park.

Clarence Atwood will present a cost estimate based on construction of either concrete block or frame and stucco.

Members will also discuss the possibility of holding a landscaping contest this summer.

INSURANCE
J. D. Thorn & Co.
Next to Fire Station
PHONE 5-4133
Member
Monterey Peninsula Association of Insurance Agents

Lush new colors for every room in "Dutch Boy" COLOR GALLERY
McPHILLIPS PAINT STORE
5th & San Carlos Carmel

SNAROL KILLS SNAILS, SLUGS

BEEF TACOS (Mexican Sandwich) with a bottle of Carta Blanca Beer makes an ideal mid-day snack.
Su Vecino
GOOD MEXICAN FOOD
8th & Dolores Carmel
Phone 7-6932

Helping You HEAR Is my business
Hearing Aids-Batteries-Repairs
MAICO-MONTEREY HEARING CENTER
251 Alvarado Monterey
Tel. 5-5658

VETERANS CLEANERS
225 Forest Ave.
Pacific Grove
CASH AND CARRY SAVINGS
Suits, Dresses, Coats $1.00
Pants, Sweaters, Skirts ..... .50
All Work Insured—Guaranteed
PHONE 5-6541

SPECIAL
WHILE YOU WAIT!
Women's Shoes Re-sueded

For a Wonderful Evening!
CASA MUNRAS
HOTEL AND COTTAGES
"In the Middle of Old Monterey"
DINNERS BY THE FIRESIDE
FROM $1.65 — COCKTAILS
PHONE 5-5155

For a Better Garden!
ATLAS FISH EMULSION
100% ORGANIC FERTILIZER
DE-ODORIZED
NON-BURNING
Gives vigorous growth
Inexpensive
Feed on your water
PICKINGS [illegible] from INDIANS to our FISH FERTILIZER
AT LEADING FEED & SEED STORES

DOES THIS HOME FIT YOUR PLANS?

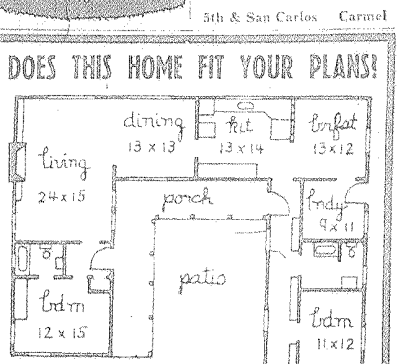

- Paneled Interior
- Early American Design Hardware
- Completely Fenced Yard — Hothouse
- Less than two years old—Landscaped
- Wide bay view from living, dining, kitchen, breakfast rooms
- Priced for today's market — $25,500

You are invited to see this lovely home at 870 Jewell Ave., Pacific Grove, Saturday or Sunday from 1 to 5 p.m.
MONTEREY PENINSULA ASSOCIATES
REALTORS
720 Munras Ave. Monterey Phone 2-5321

AN S. NIELSEN
PLUMBING
ST. SEASIDE
(orth of Del Rey Theater)
P. O. Box 25, Seaside
ount on all of your plumbing supplies than one in Monterey County.
plumbing supplies, furnaces, Panel Rays, Fittings and so forth. All sewer pipe stallations made and free estimates given. merchandise regardless of type.
EVERY SAT. UNTIL 6 P.M.