PLAINTIFF'S EXHIBIT

ASI-984

AMERICAN STANDARD

4-G

standard gas boiler

steam and water





series 7B to 10B

4-GS or GW-6, 7, 8, 9, 10, 11, 13, 15, 17, 19, 21, 22, 25, 28, 31, 33, 37, 41

Cast iron repair parts for this boiler will be discontinued by series as follows:

series 7B – Dec. 31, 1971

series 8B & 9B – Dec. 31, 1972

series 10B – Dec. 31, 1975

Jacket parts for this boiler are no longer available. Pictures are shown for identification purposes only.

Repair part price for each part number is found at back of book.

cat. no.	description	part no.	series no.
1	assembling nipple, 4" – bottom	3077	
2	assembling nipple, 8" – top	3081	
3	cleanout cover plate	2977	
4	filler plate	2976	
	front or back burner door frame:		
* 5	6 section	2952	6B & 7B
* 6	7 & 13 section	2953	6B & 7B
* 7	8, 15 & 22 section	2954	6B & 7B
* 8	9, 17, 25 & 33 section	2955	6B & 7B
* 9	10, 19, 28 & 37 section	2956	6B & 7B
*10	11, 21, 31 & 41 section	2957	6B & 7B
	front or back burner door frame:		
*11	6 section	2952	8B to 10B
*12	7 & 13 section	2953	8B to 10B
*13	8, 15 & 22 section	2954	8B to 10B
*14	9, 17, 25 & 33 section	2955	8B to 10B
*15	10, 19, 28 & 37 section	2956	8B to 10B
*16	11, 21, 31 & 41 section	2957	8B to 10B
	front or back burner door:		
17	6 section	2958	6B to 10B
18	7 & 13 section	2959	6B to 10B
19	8, 15 & 22 section	2960	6B to 10B
20	9, 17, 25 & 33 section	2961	6B to 10B
21	10, 19, 28 & 37 section	2962	6B to 10B
22	11, 21, 31 & 41 section	2963	6B to 10B
23	1½" manifold bracket cap (6 to 11 section)	2935	6B & 7B
24	2" manifold bracket cap (13 to 41 section)	2979	6B & 7B
25	1½" manifold bracket (6 to 11 section)	2980	6B & 7B
26	2" manifold bracket (13 to 41 section)	2981	6B & 7B
	manifold bracket:		
27	1½" – 6 to 11 section	2982	8B to 10B
28	2" – 13 to 41 section	2983	8B to 10B
	1½" manifold with tappings for ⅜" orifice holder.		
29	6 section, 24½" long, 5 tappings (2 per boiler)	9159	6B & 7B
30	7 section, 28½" long, 6 tappings (2 per boiler)	9160	6B & 7B
31	8 section, 32½" long, 7 tappings (2 per boiler)	9161	6B & 7B
32	9 section, 36½" long, 8 tappings (2 per boiler)	9162	6B & 7B
33	10 section, 40½" long, 9 tappings (2 per boiler)	9163	6B & 7B
34	11 section, 44½" long, 10 tappings (2 per boiler)	9164	6B & 7B

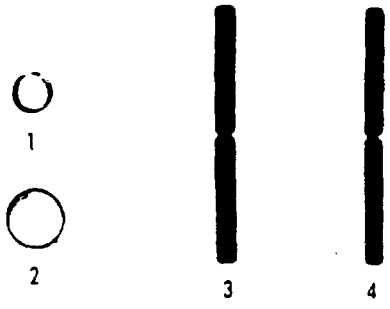


5 – 16


17 – 22



* upper tappings used for manifold bracket series 6B & 7B and lower tappings used for series 8B through 10B

11706



25 – 26 27 – 28

29 – 40

41 – 50

4-G standard gas boiler

note: parts are used for 6B to 10B where series is not shown

cat. no.	description	part no.	series no.
	1½" manifold with tappings for ¼" orifice holder:		
35	6 section, 24½" long, 5 tappings (2 per boiler)	9178	8B to 10B
36	7 section, 28½" long, 6 tappings (2 per boiler)	9179	8B to 10B
37	8 section, 32½" long, 7 tappings (2 per boiler)	9180	8B to 10B
38	9 section, 36½" long, 8 tappings (2 per boiler)	9181	8B to 10B
39	10 section, 40½" long, 9 tappings (2 per boiler)	9182	8B to 10B
40	11 section, 44½" long, 10 tappings (2 per boiler)	9183	8B to 10B
	2" manifold with tappings for ⅛" orifice holder:		
41	13 section, 28¾" long, 6 tappings (4 per boiler)	9165	6B & 7B
42	15 & 22 section, 32¾" long, 7 tappings (4 per boiler)	9166	6B & 7B
	22 section, 32¾" long, 7 tappings (6 per boiler)	9166	6B & 7B (LP Gas)
43	17 & 25 section, 36¾" long, 8 tappings (4 per boiler)	9167	6B & 7B
	33 section, 36¾" long, 8 tappings (4 per boiler)	9167	6B & 7B
	33 section, 36½" long, 8 tapping (4 per boiler)	9167	6B & 7B
44	19 section, 40¼" long, 9 tappings (4 per boiler)	9168	6B & 7B
	28 section, 40¾" long, 9 tappings (4 per boiler)	9168	6B & 7B
	37 section, 40¾" long, 9 tappings (4 per boiler)	9168	6B & 7B
	37 section, 40½" long, 9 tappings (4 per boiler)	9168	6B & 7B
45	21 section, 44½" long, 10 tappings (4 per boiler)	9169	6B & 7B
	31 section, 44¾" long, 10 tappings (4 per boiler)	9169	6B & 7B
	41 section, 44¾" long, 10 tappings (4 per boiler)	9169	6B & 7B
	41 section, 44½" long, 10 tappings (4 per boiler)	9169	6B & 7B
	2" manifold with tappings for ½" orifice holder:		
46	13 section, 28¾" long, 6 tappings (4 per boiler)	9184	8B to 10B
47	15 & 22 section, 32¾" long, 7 tappings (4 per boiler)	9185	8B to 10B

Repair part price for each part number is found at back of book.

cat. no.	description	part no.	series no.
	2" manifold with tappings for ½" orifice holder:		
48	17 & 25 section, 36¾" long, 8 tappings (4 per boiler)	9186	8B to 10B
	33 section, 36¾" long, 8 tappings (4 per boiler)	9186	8B to 10B
	33 section, 36½" long, 8 tappings (4 per boiler)	9186	8B to 10B
49	19 section, 40½" long, 9 tappings (4 per boiler)	9187	8B to 10B
	28 section, 40¾" long, 9 tappings (4 per boiler)	9187	8B to 10B
	37 section, 40¾" long, 9 tappings (4 per boiler)	9187	8B to 10B
	37 section, 40½" long, 9 tappings (4 per boiler)	9187	8B to 10B
50	21 section, 44½" long, 10 tappings (4 per boiler)	9188	8B to 10B
	31 section, 44¾" long, 10 tappings (4 per boiler)	9188	8B to 10B
	41 section, 44¾" long, 10 tappings (4 per boiler)	9188	8B to 10B
	41 section, 44½" long, 10 tappings (4 per boiler)	9188	8B to 19B
	2" manifold with tappings for ⅛" orifice holder with open end for all gases except L.P.-Gas.		
51	22 section, 13 11/16" long, 3 tappings (2 per boiler)	9170	6B & 7B
52	25 section, 17 11/16" long, 4 tappings (2 per boiler)	9171	6B & 7B
53	28 section, 21 11/16" long, 5 tappings (2 per boiler)	9172	6B & 7B
54	31 section, 21 11/16" long, 5 tappings (2 per boiler)	9173	6B & 7B
	2" manifold with tappings for ⅛" orifice holder closed end.		
55	22 section, 17 11/16" long, 4 tappings (2 per boiler)	9174	6B & 7B
56	25 section, 17 11/16" long, 4 tappings (2 per boiler)	9175	6B & 7B
57	28 section, 17 11/16" long, 4 tappings (2 per boiler)	9176	6B & 7B
58	31 section 21 11/16" long, 5 tappings (2 per boiler)	9177	6B & 7B
	2" manifold with tappings for ½" orifice holder with open end:		
59	22 section, 13 11/16" long, 3 tappings (2 per boiler)	9189	8B to 10B
60	25 section, 17 11/16" long, 4 tappings (2 per boiler)	9190	8B to 10B
61	28 section, 21 11/16" long, 5 tappings (2 per boiler)	9191	8B to 10B
62	31 section, 21 11/16" long, 5 tappings (2 per boiler)	9192	8B to 10B



51 – 54



55 – 58

59 – 62

63 – 66



67



68



69



70



71



72



73



74



75



76 – 81



82



83 – 85



86



87

4-G standard gas boiler

note: parts are used for 6B to 10B where series is not shown

cat. no.	description	part no.	series no.
	2" manifold with tappings for ½" orifice holder with closed end:		
63	22 section, 17 1/16" long, 4 tappings (2 per boiler)	9193	8B to 10B
64	25 section, 17 1/16" long, 4 tappings (2 per boiler)	9194	8B to 10B
65	28 section, 17 1/16" long, 4 tappings (2 per boiler)	9195	8B to 10B
66	31 section, 21 1/16" long, 5 tappings (2 per boiler)	9196	8B to 10B
67	½" straight orifice holder	6450	8B to 10B
*68	main burner orifice	7613	6B to 10B
•69	pilot burner	–	
*70	pilot orifice (Nat.)	7659	7B & 8B
•71	pilot burner, 5D11-8	–	9B
•72	pilot orifice for 5D11 burner	–	9B
*73	pilot burner, 2D11-8	6962	7B to 10B
*74	pilot orifice for 2D11 burner (Nat.)	7644	7B to 10B
75	pilot bracket	83303 (Rev.)	7B to 10B
	burner support:		
76	6 section	2926	6B to 10B
77	7 & 13 section	2927	6B to 10B
78	8, 15 & 22 section	2928	6B to 10B
79	9, 17, 25 & 33 section	2929	6B to 10B
80	10, 19, 28 & 37 section	2930	6B to 10B
81	11, 21, 31 & 41 section	2931	6B to 10B
82	burner support bracket, 13 to 41 section	2951	6B to 10B
83	burner, Mfd. gas	2919	6B to 10B
84	burner, Nat. & Mixed gas	2920	6B to 10B
85	burner, LP-gas	2922	6B to 10B
86	ribbon burner, Mfd. gas	2923	6B to 10B
87	mixing tube	2921	6B to 10B

* specify type of gas

•Not available (shown for identification purposes only). Substitute Cat. No. 73 for Cat. No's. 69 & 71. Specify for use of 500 or 800 series pilot valve. New Thermo couple lead req'd. Substitute Cat. No. 74 for Cat. No. 72.

Repair part price for each part number is found at back of book.

cat. no.	description	part no.	series no.
88	air shutter: Nat. & Mixed, LP-gas, LP-air, and Mfd. ribbon burner	77965	6B to 10B
89	air shutter: Mfd. gas, drilled port burner	79846	7B to 10B
	secondary air baffle – steel:		
90	6 section	82754	7B to 10B
91	7 & 13 section	82755	7B to 10B
92	8, 15 & 22 section	82756	7B to 10B
93	9, 17, 25 & 33 sections	82757	7B to 10B
94	10, 19, 28 & 37 section	82758	7B to 10B
95	11, 21, 31 & 41 section	82759	7B to 10B
	canopy – steel:		
96	6 section	57178	
97	7 & 13 section	57179	
98	8, 15 & 22 section	57180	
99	9, 17, 25 & 33 section	57181	
100	10, 19, 28 & 37 section	57182	
101	11, 21, 31 & 41 section	57183	
*	vertical drafthood:		
102	11" diameter – 6 section	–	
103	12" diameter – 7 & 13 section	–	
104	13" diameter – 8, 15 & 22 section	–	
105	14" diameter – 9, 17, 25 & 33 section	–	
106	15" diameter – 10, 19, 28 & 37 section	–	
107	16" diameter – 11, 21, 31 & 41 section	–	





88 89 90 – 95



96 – 101



102 – 107

* Vertical drafthood for series 6B not available. Use series 7B horizontal drafthood as substitute.



108 – 113



114 – 119



120



121 –125



126



127



128



129



130



131



132



133



134



135



136



137



138



139



140

142

4-G standard gas boiler

note: parts are used for 6B to 10B where series is not shown

cat. no.	description	part no.	series no.
	drafthood extension pipe:		
108	11" diameter – 6 section	79765	6B to 10B-J9
109	12" diameter – 7 & 13 section	79766	6B to 10B-J9
110	13" diameter – 8, 15 & 22 section	79767	6B to 10B-J9
111	14" diameter – 9, 17, 25 & 33 section	79768	6B to 10B-J9
112	15" diameter – 10, 19, 28 & 37 section	79769	6B to 10B-J9
113	16" diameter – 11, 21, 31 & 41 section	79770	6B to 10B-J9
	horizontal drafthood:		
114	11" diameter – 6 section	88158	7B-J10 to 10B-J10
115	12" diameter – 7 & 13 section	88159	7B-J10 to 10B-J10
116	13" diameter – 8, 15 & 22 section	88160	7B-J10 to 10B-J10
117	14" diameter – 9, 17, 25 & 33 section	88161	7B-J10 to 10B-J10
118	15" diameter – 10, 19, 28 & 37 section	88162	7B-J10 to 10B-J10
119	16" diameter – 11, 21, 31 & 41 section	88163	7B-J10 to 10B-J10
120	tie rod coupling	5841	
	manual shut-off valve:		
121	size 1"	5696	7B to 10B
122	size 1¼"	5698	7B to 10B
123	size 1½"	5700	7B to 10B
124	size 2"	5702	7B to 10B
125	size 2½"	5705	7B to 10B
126	pilot patrol filter	6139	7B to 10B
127	pilot throttling valve, ⅛" M x ¼" tubing connector	5683	7B to 10B
128	pilot valve, ¼" Male x ¼" Female w/ ¼" coupling	5682	6B to 10B
129	pilot valve, ¼" Male x ¼" Female	5682	9B & 10B
130	¼" elbow union connector	5729	7B to 10B
131	¼" straight union connector	5737	7B to 10B
132	¼" Male x ¼" tubing straight connector	5735	7B to 10B
133	¼" Male x ¼" tubing elbow connector	5725	7B to 10B
134	¼" tubing tee	7823	7B to 10B
135	¼" Male x 5/16" tubing x 5/16" tubing tee	7824	7B to 10B
136	¼" tubing x ¼" tubing x ⅛" Male tee	7825	7B to 10B
137	⅛" Male x ¼" tubing elbow connector	5728	7B to 10B
138	¼" Male x 5/16" O.D. tubing straight connector	5736	7B to 10B
139	push button valve, ⅛" Male x ⅛" female, LP-gas	5677	7B to 10B
140	terminal block	5106	7B to 10B
141	vent tube with tip	9144	7B to 10B
142	vent tube clip	5639	7B to 10B

4-G standard gas boiler

note: parts are used for 6B to 10B where series is not shown

cat. no.	description	part no.	series no.
143	pilot valve bracket, Nat., Mixed & Mfd. gas	82752	7B to 10B
144	pilot valve bracket, LP-air gas: 10, 11, 19, 21, 22, 25, 28, 31 37 & 41 section	82752	7B to 10B
145	pilot valve bracket, LP-gas: 6 to 11 section	82753	7B to 10B
146	pilot valve bracket, LP-gas: 13 to 41 section	83233	7B to 10B
147	pilot valve bracket, LP-air gas	82751	7B to 10B
148	pilot valve bracket, LP-air gas	82750	7B to 10B
149	pilot valve bracket, LP-air gas: 13, 15, 17, 28, 31, 33, 37 & 41 section	83234	7B to 10B
150	drain valve	5662	

sections

cat. no.	description	part no.	series no.
500	right hand end section	4717	6B to 10B
501	left hand end section	4721	6B to 10B
502	center section	4718	6B to 10B
503	intermediate section (with base)	4719	6B to 10B
		4720	6B to 10B

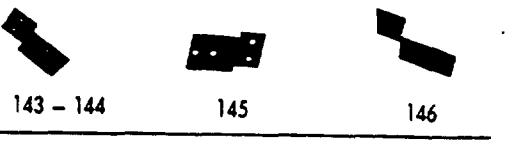

143 – 144 145 146



147 148 149



500



501



502



503

Repair part price for each part number is found at back of book.

11713