PLAINTIFF'S EXHIBIT
USG-1609

SHEETROCK

THE *FIREPROOF* WALLBOARD

Into this book has gone helpful information for carpenters. As a convenient time book it helps you keep track of your own hours or wages, or the hours and wages of a whole crew.

It furnishes a great deal of other information that is valuable to carpenters, including calendars front and back, a table of wall and ceiling measurements, a wallboard footage table, and a lumber table.

Into Sheetrock, The Fireproof Wallboard, have gone the quality and improvements that for two decades have made it one of the country's leading wall and ceiling coverings.

The test of 20 years' time, actual use of billions of square feet of Sheetrock* under all sorts of conditions in all parts of the country, extensive research, and the long experience of the United States Gypsum Company—all these things have made Sheetrock a perfected product.

Sheetrock is popular because it furnishes carpenters with a completely dependable wall and ceiling covering. As proof of its popularity, it has been estimated that during the 20-year period over a thousand carpenters have always been busy on Sheetrock jobs.

The reason for this popularity is prob- ... to the carpenter than



to anyone else. He knows that when he has used Sheetrock the owner will be satisfied with the job.

The owner has been given increased fire-protection. He gets this added fire-protection because Sheetrock does not burn. It is made of fireproof gypsum, moulded while in a plastic condition between two sheets of tough, protective paper. It can be of great value in protecting wood framework from attack by fire.

The job is sturdy. The rigidity of Sheetrock has added greatly to the bracing strength of the walls and ceilings. Its bracing strength is much greater than that of the average wall finish.

The wallboard is tough. It does not buckle nor does it warp either with moisture or temperature changes.

The owner has been given a wallboard that is durable—it will last as long as the building lasts.

Not only is the owner given a superior job; the carpenter, himself, will get a great deal of satisfaction from using Sheetrock.

Because it is well packaged, Sheetrock edges are protected from mill to job, it will be clean when it arrives on the job, and it will stack neatly.

When the carpenter applies Sheetrock he will find it easy to handle. It is light in weight yet has great strength.

SHEETROCK (Standard)

Sheetrock provides a quick, simple method for erecting a wall and ceiling finish over standard building framework such as is used in the average house. It is made to match standard spacing of the members in wood frame construction and to reach from floor to ceiling with usual ceiling heights.

Sheetrock is made in ¼-, ⅜- and ½-inch thicknesses, 48 inches wide and in lengths from 6 to 12 feet. It has square reinforced nailing edges, an attractive scuff-proof ivory surface that takes any decoration. And it has the non-warping, non-shrinking qualities characteristic of gypsum.

Sheetrock nails without splitting; there is no grain in the core; this permits driving nails, where necessary, close to the edge. Sheetrock takes nails readily and holds them securely. The paper enveloping the core has been chamfered so that the reinforced edges are of precisely the same thickness as the rest of the board, thus eliminating bowing in the piles.

When joints are properly finished (see pages 34 and 35), Sheetrock surface takes any decoration.



Recessed-Edge SHEETROCK

For best and easiest results, use the new Recessed-Edge Sheetrock which is like standard Sheetrock, with this difference—the long edges of the face side are slightly depressed. When boards are erected, these recessed edges form a shallow channel at the joint. Into this channel may be applied any of the U S G joint systems.

The result is smoother wallboard construction because the new type of edge of the board makes possible hiding the joint reinforcement within the thickness of the board itself, providing a better base for decoration, smooth and without shadow lines at joints.

When Perf-A-Tape Joint System (see page 34) is used, the new type of edges makes greater strength possible by providing greater reinforcement where reinforcement is needed most.

Recessed-Edge Sheetrock is made ⅜- and ½-inch thick, 48 inches wide, 6 to 12 feet long. It can be applied horizontally with length at right angles to the framing members. When so used it gives maximum strength to framing and reduces the number of joints and when joined with Perf-A-Tape or Metal A no headers are required. Recessed-Edge Sheetrock may also be applied vertically.

Cross Section Shows How Stronger, Smoother Joints Are Made

Below is a cross section of a Recessed-Edge Sheetrock joint treated with Perf-A-Tape.† Note how the joint finish is perfectly level with the surface of the board. Note that the cement, reinforced by the Perf-A-Tape, provides a secure grip. Tests show that a joint treated in this manner is as strong as Sheetrock itself.

†Trade-mark

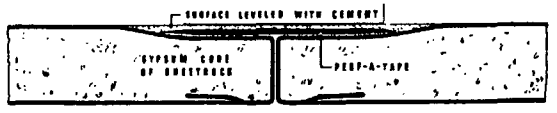

BB020 1622



Sheetrock joints are filled with special cement.



Patented tape is embedded in the cement.

JOINT TREATMENT FOR SHEETROCK

Just as a chain is no stronger than its weakest link, so a wallboard job is no better than its joint treatment. That is why the United States Gypsum Company has constantly led the industry in pioneering better methods of joint treatment. The company has produced four methods of joint treatment that are the result of twenty years' research and experience in the manufacture of joint construction.

PERF-A-TAPE JOINT SYSTEM

Perf-A-Tape over Sheetrock assures real joint concealment and joint strength at low cost. Perf-A-Tape provides joints as strong as the Sheetrock itself.

It consists of a patented perforated and chamfered fiber strip, 2 3/16 inches wide, cemented over the Sheetrock joint. It is easy to apply. It sands easily where necessary to smooth the joint, it permanently reinforces.

Packed in boxes containing 250 lineal feet of tape and enough cement to treat joints and spot nailheads of approximately 650 square feet of Sheetrock.

Perf-A-Tape, the joint system itself, and the joint construction are fully patented by the United States Gypsum Company. Perf-A-Tape is sold as a System of Joint Treatment for use exclusively over Sheetrock.



Forcing cement through perforations and leveling surface.



Sandpapering gives smooth surface for decoration.

METAL "A"* JOINT SYSTEM

Metal "A" Joint System is a patented joint treatment, for use exclusively over Sheetrock, second only to Perf-A-Tape Joint System in performance. It consists of cement and a 1⅞-inch wide, wafer-thin, perforated metal strip, non-corroding and non-rusting, that is cemented over the Sheetrock joint to make a smooth, uniform surface.

It is packed in boxes containing 250 lineal feet of metal tape and sufficient cement to treat the joints of approximately 650 square feet of board. Applied just like Perf-A-Tape.

REINFORCED JOINT SYSTEM

This system has also been in use for a great many years and has a wide use over Sheetrock joints. It is applied the same as the Perf-A-Tape and Metal "A" systems. It consists of a specially woven and processed cloth fabric 2 inches wide, and joint cement. Packed as described above for Metal "A."

SHEETROCK FINISHER

This is the oldest and simplest Sheetrock joint treatment. It consists simply of cement without reinforcing. It is the best system available for Sheetrock without reinforcing.

It is supplied in 5, 10 and 25-lb. packages. The 5-lb. package should finish joints and cover nailheads for 500 to 650 sq. ft. of Sheetrock.

*Registered Trade-mark.

BB020 1623

Quarter Inch SHEETROCK



Sheetrock in the ¼-inch thickness is ideal for remodeling because it can be applied directly over the old walls or ceilings without burying the trim.

It is well-suited for application over old or cracked ceilings because of its light weight. Its strength is an aid in erection and an asset after it has been pefmanently nailed in place.

Quarter Inch Sheetrock has all the other advantages of regular Sheetrock. It can be finished with any standard USG Joint Treatment (see pages 34 and 35). Comes in 48-inch width, in lengths from 6 to 12 feet.

Insulating SHEETROCK

Two products are combined in one in Insulating Sheetrock. It has the same surface for decoration as regular Sheetrock. But on the reverse side, the side next to the studs, it has the silver-like brightness of metal foil.

This shiny surface helps keep rooms at comfortable temperature by resisting the flow of heat into the home in summer, out of the home in winter. Tests show that Insulating Sheetrock, with the foil facing the usual air space between framing, has as good or better insulating efficiency than standard half-inch fiber insulating boards.

Insulating Sheetrock is applied and finished just like standard Sheetrock.

Comes in ¼-, ⅜- and ½-inch thicknesses, 48 inches wide, 6 to 12 feet long.

SHEETROCK Tile Board



Sheetrock Tile Board makes an excellent finish for the better type of remodeling, especially in kitchens, bathrooms, and similar interiors where the sanitary appearance of tile is most desirable and where real economy is necessary.

The surface of Sheetrock Tile Board can be decorated with almost any finish. However, paint or enamel are usually the most practical. When finished with any washable surface, Sheetrock Tile Board is washable.

Sheetrock Tile Board is a unit wall finish that lets you obtain the appearance of tile with the economy of wallboard. It produces a finished wall or wainscoting with tile-like squares approximately 4¼ x 4¼ inches. This tile design is obtained through permanent indentations in the face of the board, made to represent mortar joints in ceramic tile.

Easily Applied

Sheetrock Tile Board is made in standard panels, three-eighths of an inch thick, four feet wide, and in lengths of six, seven, eight, nine, and ten feet. It is easily and quickly applied with hammer and nails, either as a wainscoting or a ceiling-high finish.

Fireproof

Sheetrock Tile Board is fireproof—adds fire protection wherever used. Made of gypsum board, it is incombustible, does not warp or buckle, remains in place permanently.

BB020 1624

Wood Grained SHEETROCK

A new kind of wallboard product, Wood Grained Sheetrock now makes it possible to have the beauty of wood-paneled interiors at wallboard costs. The face surface of this new board so closely resembles wood that it is not easily distinguishable from the actual material itself. It is more than an imitation. It is a reproduction by engraving and printing processes of the true graining and color of a genuine wood surface.



WALNUT



DOUGLAS FIR



KNOTTY PINE



MATCHED WALNUT

Wood Grained Sheetrock is made in four finishes, walnut, matched walnut, knotty pine, and Douglas fir. This choice affords both a light and a dark finish, representing the two groups into which virtually all decorative woods are classified. In all four finishes the surface is a true representation of what one would expect from the wood itself if it were carefully dressed and matched in large size panels.

It is made 48 inches wide and in lengths 6 to 10 feet. The exception is matched walnut, in which 8 and 9-foot lengths only are furnished.

HOW TO APPLY SHEETROCK

More complete directions for application are available in the booklet described below. However, here are simple directions for application:

Space studs and joists 16 inches on centers. Before applying Sheetrock check to see that all joists are level and that all studs are plumb and straight, providing an even background.

Sheetrock is cut by scoring with a sharp knife or other scoring tool and breaking along a straight edge, or it can be sawed with a sharp hand saw. It is erected with a hammer and nails.

Before applying boards bevel slightly the face side of all sawed edges and mill cut ends. Provide headers for ends where needed. Nail direct to supports with cement-coated nails. (4d for ¼ and ⅜-inch thickness, 5d for ½-inch.)

GET THIS FREE BOOKLET

For the aid of carpenters who want more complete directions for applying and decorating Sheetrock, a 32-page booklet is available free of charge.

This booklet describes in detail the application of all of the various kinds of Sheetrock, the methods of decoration, and the application of the joint systems. It gives other items of information that answer almost any question that might arise in connection with the application and decoration of Sheetrock.



You can get one of these booklets from your local USG dealer. Or drop a post-card to the United States Gypsum Co., Dealer Service Bureau, 300 W. Adams Street, Chicago, Illinois.

BB020 1625

DECORATION OF SHEETROCK

Among the foremost of Sheetrock advantages is the ease with which it takes practically any kind of decoration. It can be painted, calcimined, wall-papered, enameled or covered with lining cloth or paper, either with or without panels, or it may be left undecorated.

This complete freedom in choice of decoration is due to the decorative advantages of Sheetrock ivory surface. It is highly calendered, close-knit, and less absorptive. It takes paint with a minimum of absorption, making paint go farther and cost less for the job.

New Method of Sheetrock Decoration
Textone for Surface – Texolite for Color

With the development by USG of a New Method of Decoration any interior can have the beauty and charm of the textured surface at new low cost.

The method combines to utmost advantage Textone, The Plastic Paint, and Texolite Casein Wall Paint.

Here are the simple steps the decorator takes: First he applies one very thin coat—only one—of Textone.* Secondly, with everyday simple tools he works in the desired texture. Thirdly, after the Textone is dry he applies one coat—only one—of Texolite* in the desired color. That's all. With these easy steps he has completed the job.

*Registered Trade-mark



GYPLAP, The Fireproof Sheathing

As Sheetrock provides greater strength and fire-protection on the inside of the wall, similarly does Gyplap, The Fireproof Sheathing, provide greater strength and fire-protection on the outside.

Gyplap* is gypsum sheathing board ½ inch thick, 2 feet wide, and 6 feet 8 inches or 8 feet long. It is nailed horizontally over the outside studding.

Gyplap has exceptional efficiency in keeping out weather. It has the advantage of large size; this reduces joints to a minimum. Its tongue and groove edges provide a tight fit at cross joints. It makes the home easier to heat, easier to keep clean, and saves on redecoration. And because of its core of gypsum, it is fireproof; it does not warp or buckle.

Economical

Measured in cost, the amount of Gyplap needed to sheath the average home is probably less than one percent of the cost of that home. And with its many advantages, Gyplap costs no more than other sheathing typically used. In some cases it costs less.

Widely Used

Millions of feet of Gyplap are in use today on all types of homes throughout the United States. Some of it was applied more than fifteen years ago. Its economy, its extra fire protection, and its bracing strength have rendered a genuine service to the owners.

*Registered Trade-mark.



BB020 1626

WEATHERWOOD BUILDING BOARD

Weatherwood* Building Board is made of hardwood fibers compressed into a unit by an exclusive felting process. It is free from laminations or tendencies to split through the center.

By an easy application over interior walls and ceilings the carpenter will provide a beautiful interior finish, or by applying it over exterior of studding he will provide effective sheathing.



Weatherwood Building Board is made in ivory color with skin or textured surface, and greytan color with textured surface. It is made ½ and 1 inch thick, 4 feet wide, and 4, 5, 6, 7, 8, 8½, 9, 9½, 10 and 12 feet long.

2'x8' T & G ASPHALT COATED SHEATHING

USG 2' x 8' T & G Asphalt Coated Sheathing saves time and money and provides a better, tighter job. It combines in a single product an unusual number of advantages: 2' x 8' size, the tongue-and-groove joint, the protection of asphalt coating, and efficient insulation. Tongue-and-groove feature eliminates necessity for a header, and with studs in full view there is no splitting of studs when nailing. Sheathing is applied horizontally, tying 7 studs together, rather than vertically with only 4 studs tied. One man working alone can cover from 33⅓ to 50% more area per day than he could with old-style large sheets. Two sizes: 2' x 8' and 2' x 6'8". All sides asphalt coated. Packed four sheets per bundle.

*Registered Trade-mark

INSULATING TILE AND PLANK



Blendtex, a new blended color assortment of Weatherwood Insulating Tile and Individual Plank, now enables the carpenter to offer an almost endless variety of decorative patterns.

The plank or tile is already blended in the package—all the carpenter has to do is open it and use it. Yet the soft "in-between" shades of grey and tan are blended in such perfect harmony that it is equally adaptable to homes, schools, churches, auditoriums, stores, offices, show rooms, mortuaries, hotels, restaurants, taverns, and night clubs.

Tile is available in Blendtex shades with a high-density textured surface. It is also available in ivory color high-density skin or textured surface; and in ivory color, low-density (meaning greater sound absorption) brushed surface. Tile edges are beveled and tongue-and-grooved 4 sides. There is a large choice of sizes.

Weatherwood Plank consists of strips made 6, 8, 10, 12 and 16 inches wide by 6 to 12 feet long by ½ inch thick. Available in Blendtex and in ivory shades in high-density textured surface. Mouldings as accessories for Weatherwood Insulating Tile and Plank are available in eight standard types all 9 ft. long. Profiles sanded smooth. Ivory and greytan colors.



BB020 1627

RED TOP INSULATING WOOL

Red Top* Insulating Wool is one of the most effective insulating materials in use to keep homes cool in summer, warm in winter. In addition to its exceptionally high insulating efficiency, it offers ease of installation, light weight, cleanliness, permanence, fire-protection—all at low cost.

It is an extremely light, fluffy wool insulation spun from a molten base at a temperature of approximately 3,000 degrees F. It does not burn or support combustion.

It is installed in the outside walls or top floor ceilings, or both. It can be installed in a new home or a home already completed with equally good results. Junior Bats, Bats, and Strips are made in widths to fit in standard stud spaces.

The weight of Red Top Wool is only a fraction of that of most insulations. It does not put unnecessary weight in the attic or walls of your home. It is resilient—it will not mat, and recovers virtually all of its original volume after being compressed.

There are several distinct types of Red Top Insulating Wool, each designed to fill a specific application need.

*Registered Trade-mark



NUMBER OF SQUARE FEET OF SHEETROCK IN VARIOUS SIZE ROOMS OF DIFFERENT CEILING HEIGHTS

Size of Room	NUMBER OF SQUARE FEET OF WALLBOARD REQUIRED			
	8-Ft. Ceiling	8½-Ft. Ceiling	9-Ft. Ceiling	10-Ft. Ceiling
8x10	368	390	404	440
8x12	416	440	456	496
9x12	444	465	486	528
9x14	494	517	540	586
10x11	446	467	488	530
10x12	472	494	516	560
10x13	498	521	544	590
10x14	524	548	572	620
11x11	473	495	517	561
11x12	500	523	546	592
11x14	554	579	604	654
11x16	608	635	662	716
12x12	528	552	576	624
12x14	584	610	636	688
12x16	640	668	696	752
12x18	696	726	756	816
13x13	585	611	637	689
13x14	614	641	668	722
13x16	672	701	730	788
13x18	730	761	792	854
14x14	644	672	700	756
14x15	674	703	732	790
14x16	704	734	764	824
14x18	764	796	828	892
15x15	705	735	765	825
15x16	736	767	798	860
15x18	798	831	864	930
16x16	768	800	832	896
16x17	800	833	866	932
16x18	832	866	900	968
17x17	833	867	901	969
17x18	866	901	936	1006
18x18	900	936	972	1044

DEDUCT 18 SQUARE FEET FOR EACH WINDOW AND 21 SQUARE FEET FOR EACH DOOR

BB020 1628

TO FIGURE SQUARE FEET IN A GIVEN NUMBER OF BOARDS, ALSO NUMBER OF BOARDS REQUIRED FOR GIVEN NUMBER OF SQUARE FEET

To figure the number of square feet in a given number of boards, look opposite that number of boards (to the left for 32" and to the right for 48") in the proper column. Example: How many sq. ft. in 33—8'x32" boards? Look opposite 30 in the 8-ft. column at left and find 640 sq. ft., then opposite 3 in the same column and find 64 sq. ft., making a total of 704 sq. ft. To find the number of boards required for a given number of feet, reverse the process. Example: How many 8'x32" boards are required for 680 sq. ft.? As 680 sq. ft. is not shown, use two or more numbers that together most nearly approximate the number—viz. 640 sq. ft. =30 boards, and 42½ sq. ft. =2 boards, making 32 boards.

32" Width					Number of Sheetrock Boards	48" Width				
6 Ft.	7 Ft.	8 Ft.	9 Ft.	10 Ft.		6 Ft.	7 Ft.	8 Ft.	9 Ft.	10 Ft.
16	18⅔	21⅓	24	26⅔	1	24	28	32	36	40
32	37⅓	42⅔	48	53⅓	2	48	56	64	72	80
48	56	64	72	80	3	72	84	96	108	120
64	74⅔	85⅓	96	106⅔	4	96	112	128	144	160
80	93⅓	106⅔	120	133⅓	5	120	140	160	180	200
96	112	128	144	160	6	144	168	192	216	240
112	130⅔	149⅓	168	186⅔	7	168	196	224	252	280
128	149⅓	170⅔	192	213⅓	8	192	224	256	288	320
144	168	192	216	240	9	216	252	288	324	360
160	186⅔	213⅓	240	266⅔	10	240	280	320	360	400
240	280	320	360	400	15	360	420	480	540	600
320	373⅓	426⅔	480	533⅓	20	480	560	640	720	800
400	466⅔	533⅓	600	666⅔	25	600	700	800	900	1000
480	560	640	720	800	30	720	840	960	1080	1200
560	653⅓	746⅔	840	933⅓	35	840	980	1120	1260	1400
640	746⅔	853⅓	960	1066⅔	40	960	1120	1280	1440	1600
720	840	960	1080	1200	45	1080	1260	1440	1620	1800
800	933⅓	1066⅔	1200	1333⅓	50	1200	1400	1600	1800	2000

LUMBER TABLE

Length Size	6	8	10	12	14	16	18	20	22	24
1 x 2	1	1⅓	1⅔	2	2⅓	2⅔	3	3⅓	3⅔	4
1 x 3	1½	2	2½	3	3½	4	4½	5	5½	6
1 x 4	2	2⅔	3⅓	4	4⅔	5⅓	6	6⅔	7⅓	8
1 x 5	2½	3⅓	4⅛	5	5⅚	6⅔	7½	8⅓	9⅛	10
1 x 6	3	4	5	6	7	8	9	10	11	12
1 x 8	4	5⅓	6⅔	8	9⅓	10⅔	12	13⅓	14⅔	16
1 x10	5	6⅔	8⅓	10	11⅔	13⅓	15	16⅔	18⅓	20
1 x12	6	8	10	12	14	16	18	20	22	24
1 x14	7	9⅓	11⅔	14	16⅓	18⅔	21	23⅓	25⅔	28
1 x16	8	10⅔	13⅓	16	18⅔	21⅓	24	26⅔	29⅓	32
1 x18	9	12	15	18	21	24	27	30	33	36
1 x20	10	13⅓	16⅔	20	23⅓	26⅔	30	33⅓	36⅔	40
1½x 2	1½	1⅔	2⅙	2½	2⅚	3½	3½	4½	4⅞	5
1½x 3	1½	2½	3½	3½	4⅔	5	5½	6½	6⅞	7½
1½x 4	2½	3½	4½	5	5½	6½	7½	8½	9½	10
1½x 5	3½	4⅔	5½	6½	7½	8½	9½	10½	11½	12½
1½x 6	3½	5	6½	7½	8½	10	11½	12½	13½	15
1½x 8	5	6½	8½	10	11½	13½	15	16½	18½	20
1½x10	6½	8½	10⅝	12½	14⅞	16½	18½	20½	22⅝	25
1½x12	7½	10	12½	15	17½	20	22½	25	27½	30
1½x 2	1½	2	2½	3	3½	4	4½	5	5½	6
1½x 3	2½	3	3½	4½	5½	6	6½	7½	8½	9
1½x 4	3	4	5	6	7	8	9	10	11	12
1½x 5	3½	5	6½	7½	8½	10	11½	12½	13½	15
1½x 6	4½	6	7½	9	10½	12	13½	15	16½	18
1½x 8	6	8	10	12	14	16	18	20	22	24
1½x10	7½	10	12½	15	17½	20	22½	25	27½	30
1½x12	9	12	15	18	21	24	27	30	33	36

Length Size	10	12	14	16	18	20	22	24	28	28
2x 4	6⅔	8	9⅓	10⅔	12	13⅓	14⅔	16	17⅓	18⅔
2x 6	10	12	14	16	18	20	22	24	26	28
2x 8	13⅓	16	18⅔	21⅓	24	26⅔	29⅓	32	34⅔	37⅓
2x10	16⅔	20	23⅓	26⅔	30	33⅓	36⅔	40	43⅓	46⅔
2x12	20	24	28	32	36	40	44	48	52	56
2x14	23⅓	28	32⅔	37⅓	42	46⅔	51⅓	56	60⅔	65⅓
3x 4	10	12	14	16	18	20	22	24	26	28
3x 6	15	18	21	24	27	30	33	36	39	42
3x 8	20	24	28	32	36	40	44	48	52	56
3x10	25	30	35	40	45	50	55	60	65	70
3x12	30	36	42	48	54	60	66	72	78	84
3x14	35	42	49	56	63	70	77	84	91	98
4x 4	13⅓	16	18⅔	21⅓	24	26⅔	29⅓	32	34⅔	37⅓
4x 6	20	24	28	32	36	40	44	48	52	56
6x 6	30	36	42	48	54	60	66	72	78	84
6x 8	40	48	56	64	72	80	88	96	104	112
8x 8	53⅓	64	74⅔	85⅓	96	106⅔	117⅓	128	138⅔	149⅓
8x10	66⅔	80	93⅓	106⅔	120	133⅓	146⅔	160	173⅓	186⅔
8x12	80	96	112	128	144	160	176	192	208	224
10x10	83⅓	100	116⅔	133⅓	150	166⅔	183⅓	200	216⅔	233⅓
10x12	100	120	140	160	180	200	220	240	260	280
10x14	116⅔	140	163⅓	186⅔	210	233⅓	256⅔	280	303⅓	326⅔
10x16	133⅓	160	186⅔	213⅓	240	266⅔	293⅓	320	346⅔	373⅓
12x12	120	144	168	192	216	240	264	288	312	336
12x14	140	168	196	224	252	280	308	336	364	392
14x14	163⅓	196	228⅔	261⅓	294	326⅔	359⅓	392	424⅔	457⅓
14x16	186⅔	224	261⅓	298⅔	336	373⅓	410⅔	448	485⅓	522⅔
16x16	213⅓	256	298⅔	341⅓	384	426⅔	469⅓	512	554⅔	597⅓

BB020 1629

MEMORANDUM



BB020 1630