```
du,sysprf,1
**    TR,SYSPRF,filename1
**
**   This transfer file is designed to calculate RRFs for compounds in the
**         system performance standard and to give various displays which can
**         be used to judge system performance
**
**       1G = filename1
**       2G =
**       3G =
**       4G =
**
**
**   The following R-globals are used.
**       1R = anthracene-d10 m/e 188 area
**       2R = 2,6-dimethylphenol m/e 122 area      22R = RR for 2,6-dimephnol
**       3R = 2,6-dimethylaniline m/e 121 area     23R = RR for 2,6-dimesnine
**       4R = 1-decanol m/e 69 area                24R = RR for 1-decanol
**       5R = pentachlorophenol 266 area           25R = RR for pntchlorophnl
**       6R = 1-octadecene m/e 97 area             26R = RR for 1-octdcene
**       7R = n-octadecane m/e 85 area             27R = RR for n-octadecane
**       8R = DFTPP m/e 198 area                   28R = RR for DFTPP
**       9R = n-eicosene m/e 85 area               29R = RR for n-eicosane
**      10R = pyrene m/e 202 area                  30R = RR for pyrene
**      11R = n-heneicosane m/e 85 area            31R = RR for n-heneicosane
**      12R = methyl stearate m/e 74  area         32R = RR for methyl strate
**      13R = chrysene m/e 228 area                33R = RR for chrysene
**
SV,1,9,IH
RU,RPN
RU,NEW
RU,CRT,CA,FF
RU,TIM
RU,STW,,1,0:75,0:40
RU,STW,,2,0:75,60:80
RU,STW,,3,0:75,80:100
RU,STW,,10,15:090,23:73
RU,STW,,4,0:75,40:50
RU,STW,,5,0:75,50:60
RU,STW,,6,0:75,40:60
**RU,DEV,2648,1
**  This section calculates DFTPP m/e 198 area.
RU,FI,1G
RU,MC4,198,,,,22:24
RU,INT,,,1,,X,,WNDOW1
RU,PF,1,,8,WNDOW1
RU,DR,3,Y,,,,10523B,031463B
RU,DR,2,Y,,,,10723B,031463B
RU,DR,1,X,,,,110B,31463B
RU,AR,OURCHG,,,3,5
RU,RDP,3,DFTPP Spectrum Criterion Test
RU,RDP,2,,
RU,RDP,1,The above Mass Chromatogram is for m/e = 198.
RU,DR,10,X
RU,SHO,1
RU,SHO,4
RU,SHO,5
RU,GR,,1
RU,NEW
RU,RD                                                    MONS  221143
```

```
RU,CRT,CA
RU,TUNER,=DFTPP
RU,CRT,AL,FF
RU,NEW
** This section calculates anthracene-d10 area
RU,FI,1G
RU,MC4,188,,,,21:23
RU,INT,,,1,,X,,WNDOW1
RU,PF,1,,1,WNDOW1
RU,DR,3,Y,,,,10523B,031463B
RU,DR,2,Y,,,,10723B,031463B
RU,DR,1,X,,,,110B,31463B
RU,AR,OURCXC,,,3,5
RU,RDP,3,Mass Spectrum of Anthracene-d10
RU,RDP,2,,
RU,RDP,1,The above Mass Chromatogram is for m/e = 188.
RU,SHO,1
RU,SHO,4
RU,SHO,5
RU,DR,10,X
RU,GR,,1
RU,NEW
** The following calculates 2,6-dimethylphenol m/e 122 area.
RU,MC4,122,,,,9:11
RU,INT,,,1,,X,,WNDOW1
RU,PF,1,,2,WNDOW1
RU,DR,3,Y,,,,10523B,031463B
RU,DR,2,Y,,,,10723B,031463B
RU,DR,1,X,,,,110B,31463B
RU,AR,OURCXC,,,3,5
RU,RDP,3,Mass Spectrum of 2,6-Dimethylphenol
RU,RDP,2,,
RU,RDP,1,The above Mass Chromatogram is for m/e = 122.
RU,DR,10,X
RU,SHO,1
RU,SHO,4
RU,SHO,5
RU,GR,,1
RU,NEW
** The following calculates 2,6-dimethylaniline m/e 121 area.
RU,MC4,121,,,,10:12
RU,INT,,,1,,X,,WNDOW1
RU,PF,1,,3,WNDOW1
RU,DR,3,Y,,,,10523B,031463B
RU,DR,2,Y,,,,10723B,031463B
RU,DR,1,X,,,,110B,31463B
RU,AR,OURCXC,,,3,5
RU,RDP,3,Mass Spectrum of 2,6-Dimethylanilins
RU,RDP,2,,
RU,RDP,1,The above Mass Chromatogram is for m/e = 121.
RU,DR,10,X
RU,SHO,1
RU,SHO,4
RU,SHO,5
RU,GR,,1
RU,NEW
** The following calculates 1-decanol m/e 69 area
RU,MC4,069,,,,13:15
RU,INT,,,1,,X,,WNDOW1
RU,PF,1,,4,WNDOW1
```

MONS 221144

```
RU,DR,3,Y,,,,10523B,031463B
RU,DR,2,Y,,,,10723B,031463B
RU,DR,1,X,,,,110B,31463B
RU,AR,OURCXC,,,3,5
RU,RDP,3,Mass Spectrum of 1-Decanol
RU,RDP,2,,
RU,RDP,1,The above Mass Chromatogram is for m/e - 69
RU,DR,10,X
RU,SHO,1
RU,SHO,4
RU,SHO,5
RU,GR,,1
RU,NEW
** The following calculates pentachlorophenol m/e 266 area
RU,MC4,265 7,,,,21:23
RU,INT,,,1,,X,,WNDOW1
RU,PF,1,,5,WNDOW1
RU,DR,3,Y,,,,10523B,031463B
RU,DR,2,Y,,,,10723B,031463B
RU,DR,1,X,,,,110B,31463B
RU,AR,OURCXC,,,3,5
RU,RDP,3,Mass Spectrum of Pentachlorophenol
RU,RDP,2,,
RU,RDP,1,The above Mass Chromatogram is for m/e - 266.
RU,DR,10,X
RU,SHO,1
RU,SHO,4
RU,SHO,5
RU,GR,,1
RU,NEW
** The following calculates 1-octadecane m/e 97 area.
RU,MC4,097,,,,21:23
RU,INT,,,1,,X,,WNDOW1
RU,PF,1,,6,WNDOW1
RU,DR,3,Y,,,,10523B,031463B
RU,DR,2,Y,,,,10723B,031463B
RU,DR,1,X,,,,110B,31463B
RU,AR,OURCXC,,,3,5
RU,RDP,3,Mass Spectrum of 1-Octadecene
RU,RDP,2,,
RU,RDP,1,The above Mass Chromatogram is for m/e - 97.
RU,DR,10,X
RU,SHO,1
RU,SHO,4
RU,SHO,5
RU,GR,,1
RU,NEW
** The following calculates n-octadecane m/e 85 area.
RU,MC4,085,,,,21:23
RU,INT,,,1,,X,,WNDOW1
RU,PF,1,,7,WNDOW1
RU,DR,3,Y,,,,10523B,031463B
RU,DR,2,Y,,,,10723B,031463B
RU,DR,1,X,,,,110B,31463B
RU,AR,OURCXC,,,3,5
RU,RDP,3,Mass Spectrum of n-Octadecane
RU,RDP,2,,
RU,RDP,1,The above Mass Chromatogram is for m/e - 85
RU,DR,10,X
RU,SHO,1
```

```
RU,SHO,4
RU,SHO,5
RU,GR,,1
RU,NEW
** This section calculates DFTPP m/e 198 area
RU,FI,1G
RU,MC4,198,,,,22:24
RU,INT,,,1,,X,,WNDOW1
RU,PF,1,,8,WNDOW1
RU,DR,3,Y,,,,10523B,031463B
RU,DR,2,Y,,,,10723B,031463B
RU,DR,1,X,,,,110B,31463B
RU,AR,DURCXC,,,3,5
RU,RDP,3,Mass Spectrum of DFTPP
RU,RDP,2,,
RU,RDP,1,The above Mass Chromatogram is for m/e = 198
RU,DR,10,X
RU,SHO,1
RU,SHO,4
RU,SHO,5
RU,GR,,1
RU,NEW
** The following calculates n-eicosane m/e 85 area.
RU,MC4,85,,,,24:26
RU,INT,,,1,,X,,WNDOW1
RU,PF,1,,9,WNDOW1
RU,DR,3,Y,,,,10523B,031463B
RU,DR,2,Y,,,,10723B,031463B
RU,DR,1,X,,,,110B,31463B
RU,AR,OURCXC,,,3,5
RU,RDP,3,Mass Spectrum of n-Eicosane
RU,RDP,2,,
RU,RDP,1,The above Mass Chromatogram is for m/e = 85.
RU,DR,10,X
RU,SHO,1
RU,SHO,4
RU,SHO,5
RU,GR,,1
RU,NEW
** The following calculates pyrene m/e 202 area.
RU,MC4,202,,,,25:27
RU,INT,,,1,,X,,WNDOW1
RU,PF,1,,10,WNDOW1
RU,DR,3,Y,,,,10523B,031463B
RU,DR,2,Y,,,,10723B,031463B
RU,DR,1,X,,,,110B,31463B
RU,AR,OURCXC,,,3,5
RU,RDP,3,Mass Spectrum of Pyrene
RU,RDP,2,,
RU,RDP,1,The above Mass Chromatogram is for m/e = 202.
RU,DR,10,X
RU,SHO,1
RU,SHO,4
RU,SHO,5
RU,GR,,1
RU,NEW
** The following calculates n-heneicosane m/e 85 area.
RU,MC4,085,,,,25.5:27
RU,INT,,,1,,X,,WNDOW1
RU,PF,1,,11,WNDOW1
```

```
RU,DR,3,Y,,,,10523B,031463B
RU,DR,2,Y,,,,10723B,031463B
RU,DR,1,X,,,,110B,31463B
RU,AR,OURCXC,,,3,5
RU,RDP,3,Mass Spectrum of n-Heneicosane
RU,RDP,2,,
RU,RDP,1,The above Mass Chromatogram is for m/e = 85
RU,DR,10,X
RU,SHO,1
RU,SHO,4
RU,SHO,5
RU,GR,,1
RU,NEW
** The following calculates methyl stearate m/e 74 area.
RU,MC4,074,,,,25:27
RU,INT,,1,,X,,WNDOW1
RU,PF,1,,12,WNDOW1
RU,DR,3,Y,,,,10523B,031463B
RU,DR,2,Y,,,,10723B,031463B
RU,DR,1,X,,,,110B,31463B
RU,AR,OURCXC,,,3,5
RU,RDP,3,Mass Spectrum of Methyl Steerate
RU,RDP,2,,
RU,RDP,1,The above Mass Chromatogram is for m/e = 74.
RU,DR,10,X
RU,SHO,1
RU,SHO,4
RU,SHO,5
RU,GR,,1
RU,NEW
** The following calculates chrysene m/e 228 area.
RU,MC4,228,,,,29:31
RU,INT,,,1,,X,,WNDOW1
RU,PF,1,,13,WNDOW1
RU,DR,3,Y,,,,10523B,031463B
RU,DR,2,Y,,,,10723B,031463B
RU,DR,1,X,,,,110B,31463B
RU,AR,OURCXC,,,3,5
RU,RDP,3,Mass Spectrum of Chrysene
RU,RDP,2,,
RU,RDP,1,The above Mass Chromatogram is for m/e = 228.
RU,DR,10,X
RU,SHO,1
RU,SHO,4
RU,SHO,5
RU,GR,,1
RU,NEW
RU,CRT,CA,FF
AN,**************************************************************************
AN,*  The following summarizes relative response factors for compound  *
AN,*      characteristic masses versus anthracene-d10 m/e 188.         *
AN,*                                                                   *
AN,*     (RR = (Compound Characteristic Mass Area)/(m/e 188 Area)      *
AN,**************************************************************************
AN,2,6-dimethylphenol RR:
RU,RCA,22,2R,DI,1R
AN,2,6-dimethylaniline RR:
RU,RCA,23,3R,DI,1R
AN,1-decanol RR.
RU,RCA,24,4R,DI,1R
```

MONS 221147

```
AN,pentachlorophenol RR
RU,RCA,25,5R,DI,1R
AN,1-octadecene RR
RU,RCA,26,6R,DI,1R
AN,n-octadecane RR
RU,RCA,27,7R,DI,1R
AN,DFTPP RR
RU,RCA,28,8R,DI,1R
RU,CRT,AL,CA
AN,n-eicosane RR
RU,RCA,29,9R,DI,1R
AN,pyrene RR
RU,RCA,30,10R,DI,1R
AN,n-henelcosane RR
RU,RCA,31,11R,DI,1R
AN,methyl stearate RR
RU,RCA,32,12R,DI,1R
AN,chrysene RR
RU,RCA,33,13R,DI,1R
*************************************************************************
RU,CRT,AL,CA,FF
RU,EC,,,21:23
RU,CRT,CA
RU,INT,,,4,,X
RU,CRT,AL,CA
RU,DR,3,X,,,,10523B,31463B
RU,DR,2,X,,,,10723B,31463B
RU,AR,OURCXC,,,3,5
RU,RDP,1,Chromatographic Resolution Evaluation for Pentachloro-
RU,RDP,2,,
RU,RDP,3,phenol; Anthracene-d10; 1-Octadecene; and n-Octadecene.
RU,DR,10,X
RU,SHO,6
RU,GR,,1
RU,NEW
RU,EC,,,24,27
RU,CRT,CA,FF
RU,INT,,,4,,X
RU,CRT,AL,CA
RU,DR,3,X,,,,10523B,31463B
RU,DR,2,X,,,,10723B,31463B
RU,AR,OURCXC,,,3,5
RU,RDP,1,Chromatographic Resolution Evaluation for Eicosane;
RU,RDP,2,,
RU,RDP,3,Pyrene; Henelcosane; and Methyl Stearate.
RU,DR,10,X
RU,SHO,6
RU,GR,,1
RU,NEW
SV,9G,,IH
TR
```





The above Mass Chromatogram is for m/e = 198.

DFTPP Spectrum Criterion Test

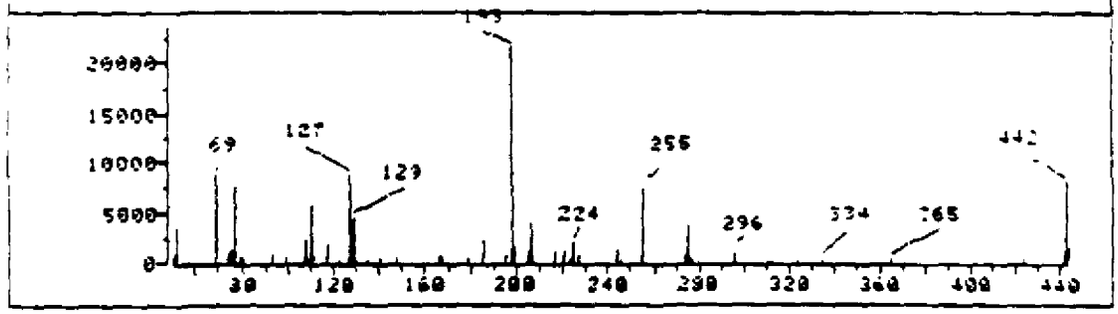

GC/MS PERFORMANCE STANDARD

Decafluorotriphenylphospine (DFTPP)

M/Z	Ion Abundance Criteria	% Relative Abundance Base Peak	% Relative Abundance Appropriate Peak	Status
51	30-60% of mass 198	15 82	15 82	No Good
68	Less then 2% of mass 69	0 00	0 00	Ok
69	(reference only)	40 72	40 72	Ok
70	Less then 2% of mass 69	0 00	0 00	Ok
127	40-60% of mass 198	40 40	40 40	Ok
197	Less then 1% of mass 198	0 00	0 00	Ok
198	Base peak, 100% relative abundance	100 00	100 00	Ok
199	5-9% of mass 198	6 84	6 84	Ok
275	10-30% of mass 198	16 93	16 93	Ok
365	Greater then 1% of mass 198	1 67	1 67	Ok
441	Less then mass 443	6 18	39 39	Ok
442	Greater then 40% of mass 198	37 85	37 85	No Good
443	17-23% of mass 442	6 91	18 26	Ok

Injection Date 11/19/87
Injection Time 15 47
Data File [illegible]
Scan [illegible]

MONS 221149

Spectrum fails specified criteria

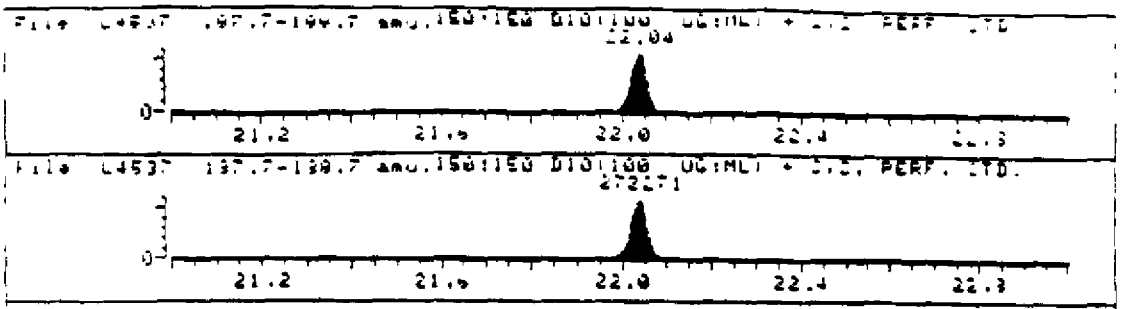

The above Mass Chromatogram is for m/e = 188

Mass Spectrum of Anthracene-d10

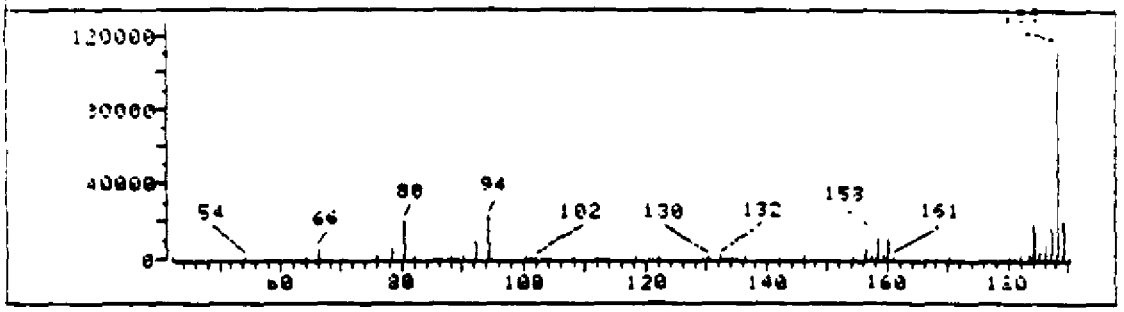

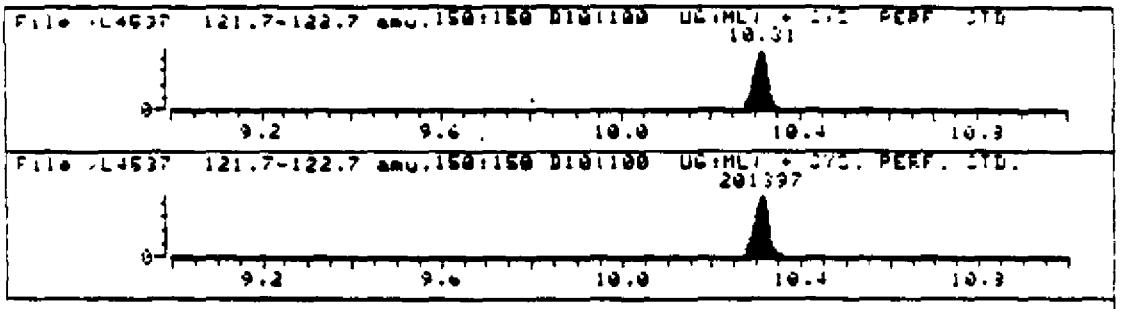

The above Mass Chromatogram is for m/e = 122.

Mass Spectrum of 2 6-Dimethylphenol

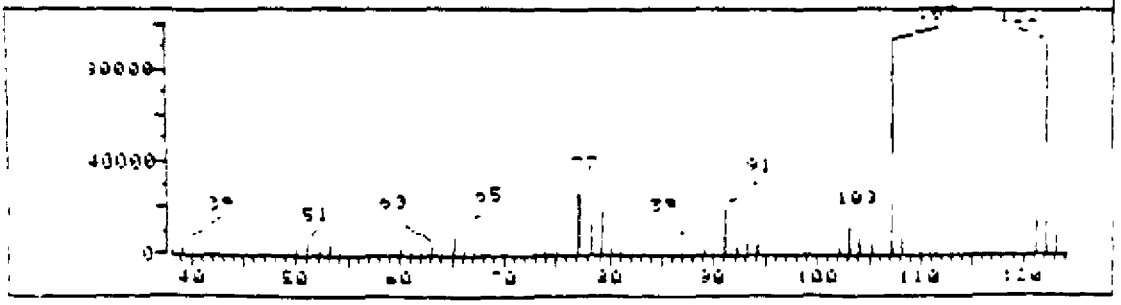

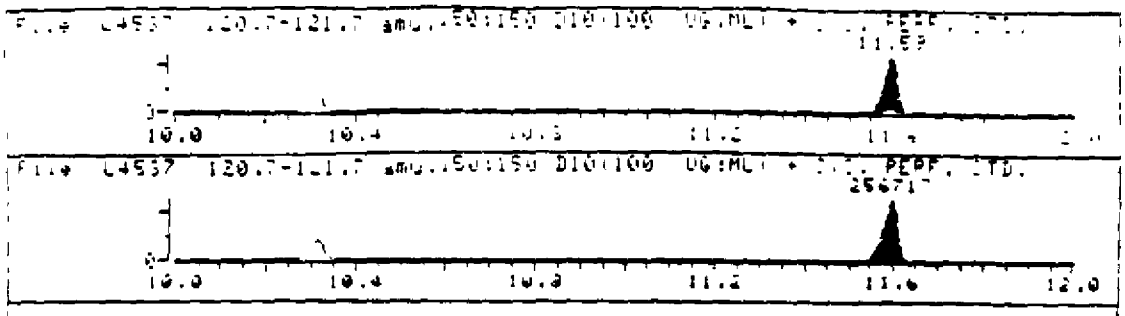

The above Mass Chromatogram is for m/e = 121

Mass Spectrum of 2 6-Dimethylaniline

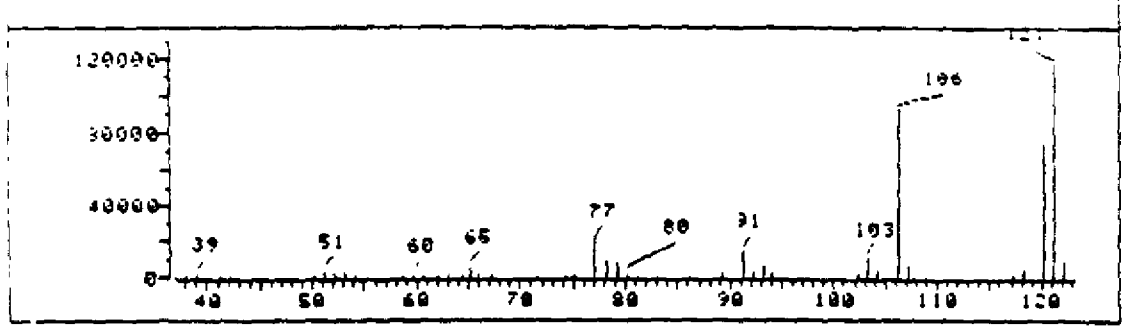

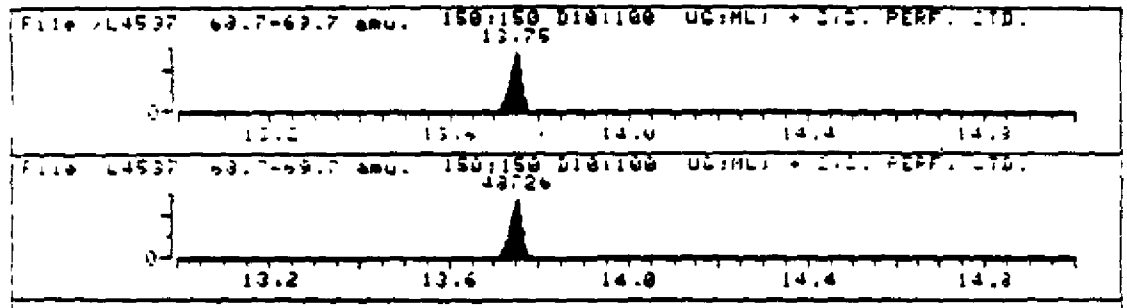

The above Mass Chromatogram is for m/e = 60.

Mass Spectrum of 1-Decanol

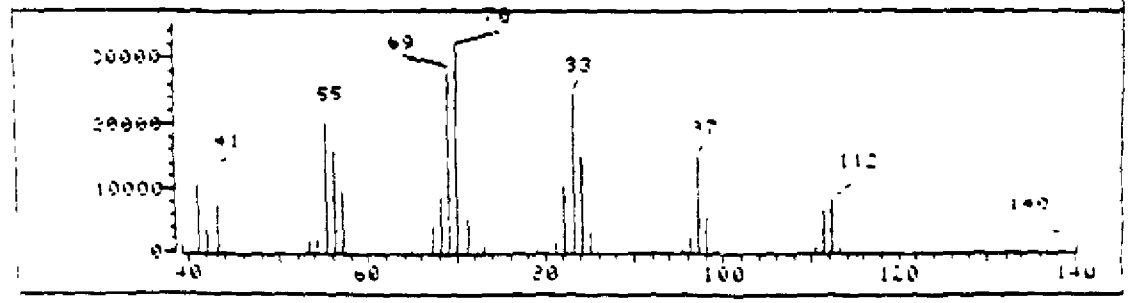

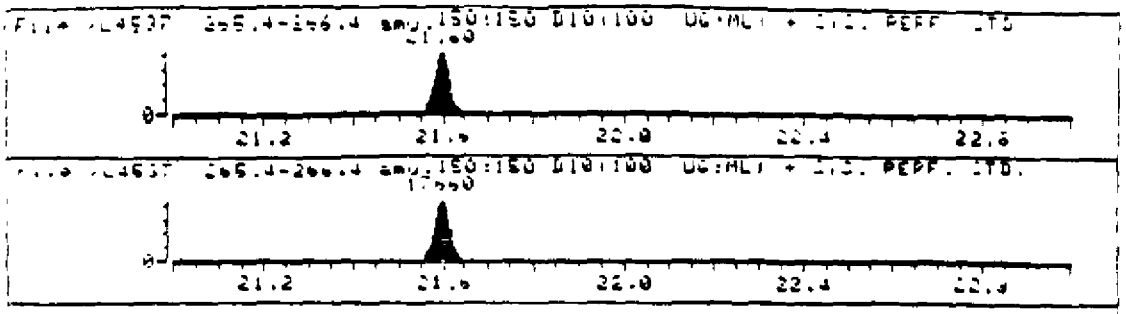

The above Mass Chromatogram is for m/e = 266.

Mass Spectrum of Pentachlorophenol

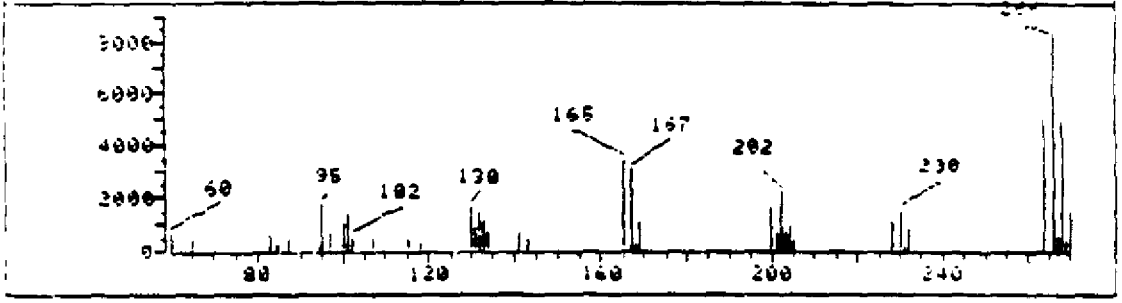

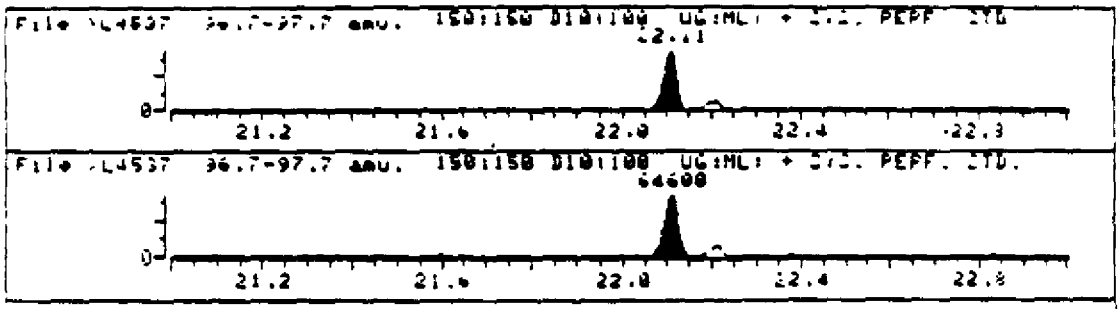

The above Mass Chromatogram is for m/e = 97.

Mass Spectrum of 1-Octadecene

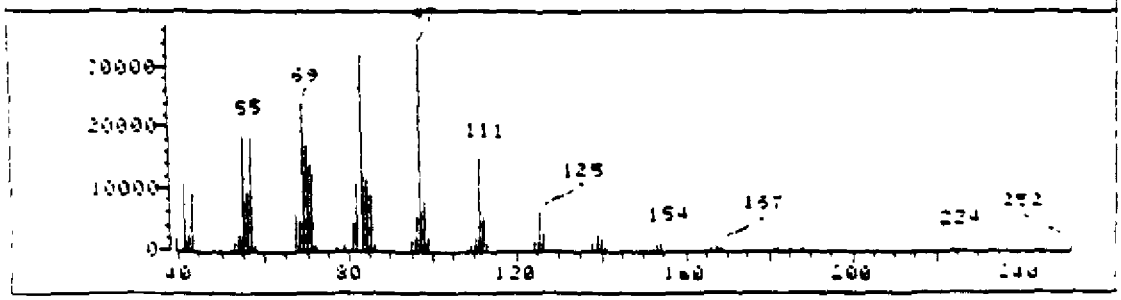

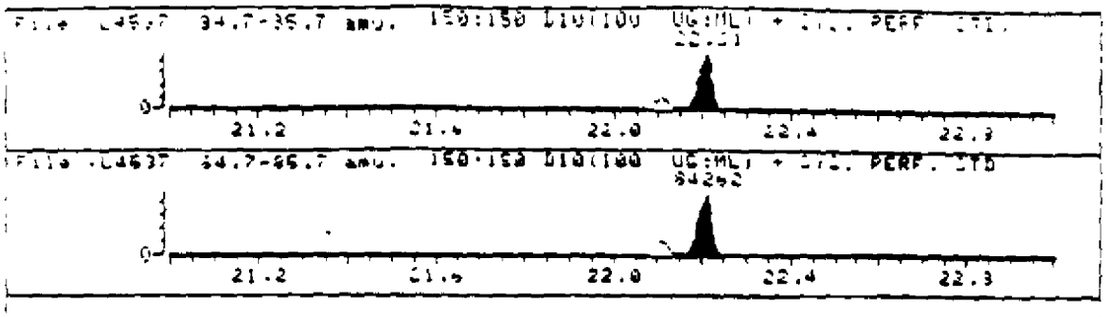

The above Mass Chromatogram is for m/e = 85.

Mass Spectrum of n-Octadecane

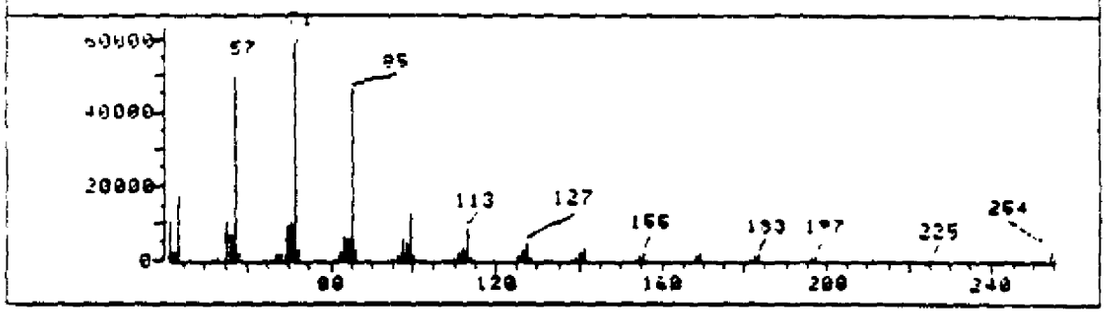

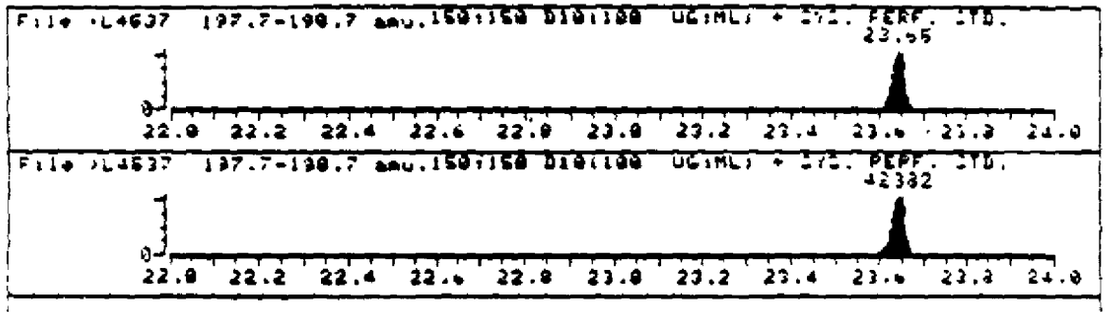

The above Mass Chromatogram is for m/e = 198.

Mass Spectrum of DFTPP

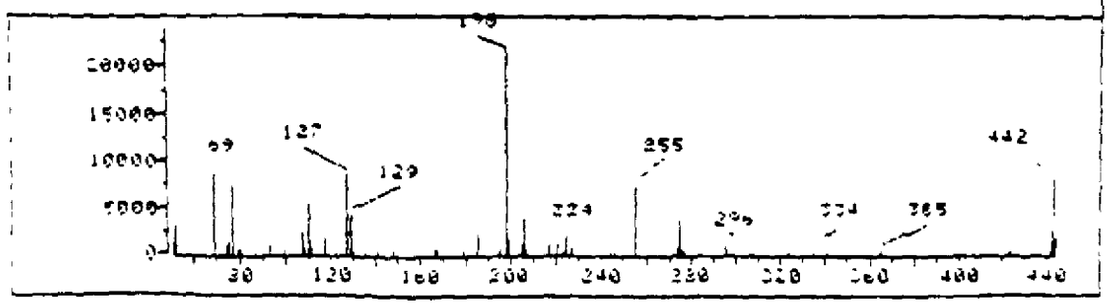

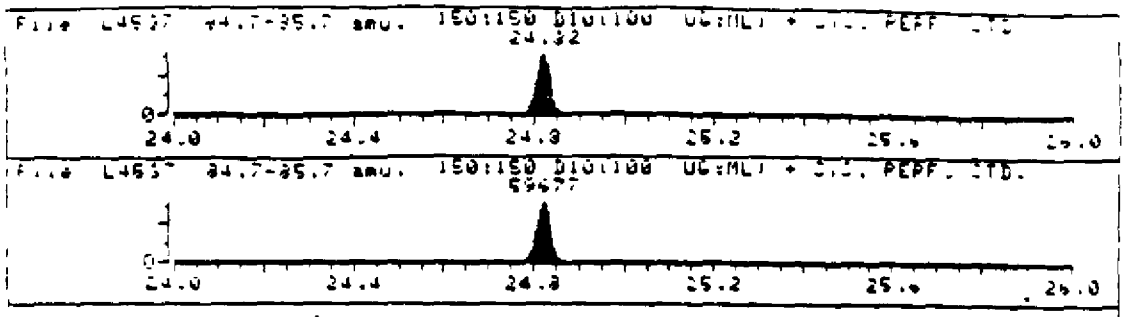

The above Mass Chromatogram is for m/e = 85.

Mass Spectrum of n-Eicosane

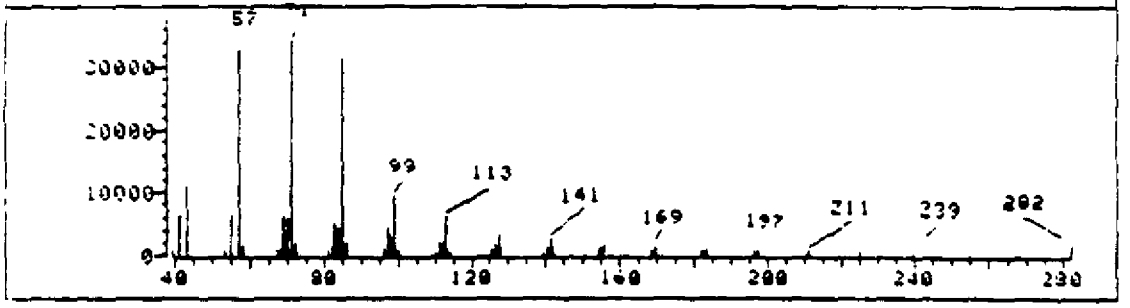



The above Mass Chromatogram is for m/e = 202.

Mass Spectrum of Pyrene

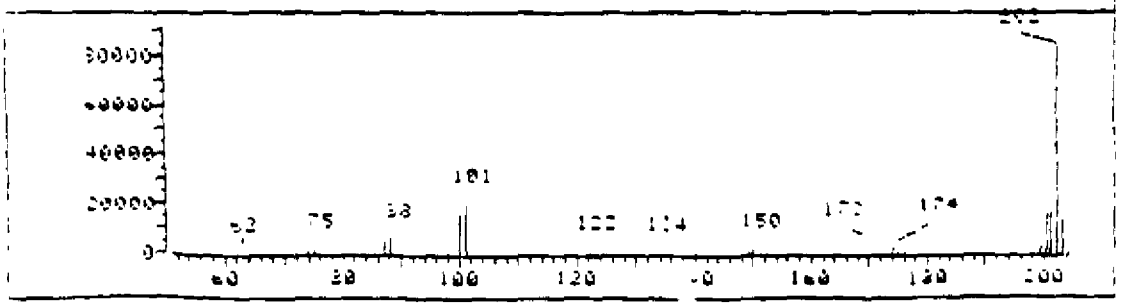

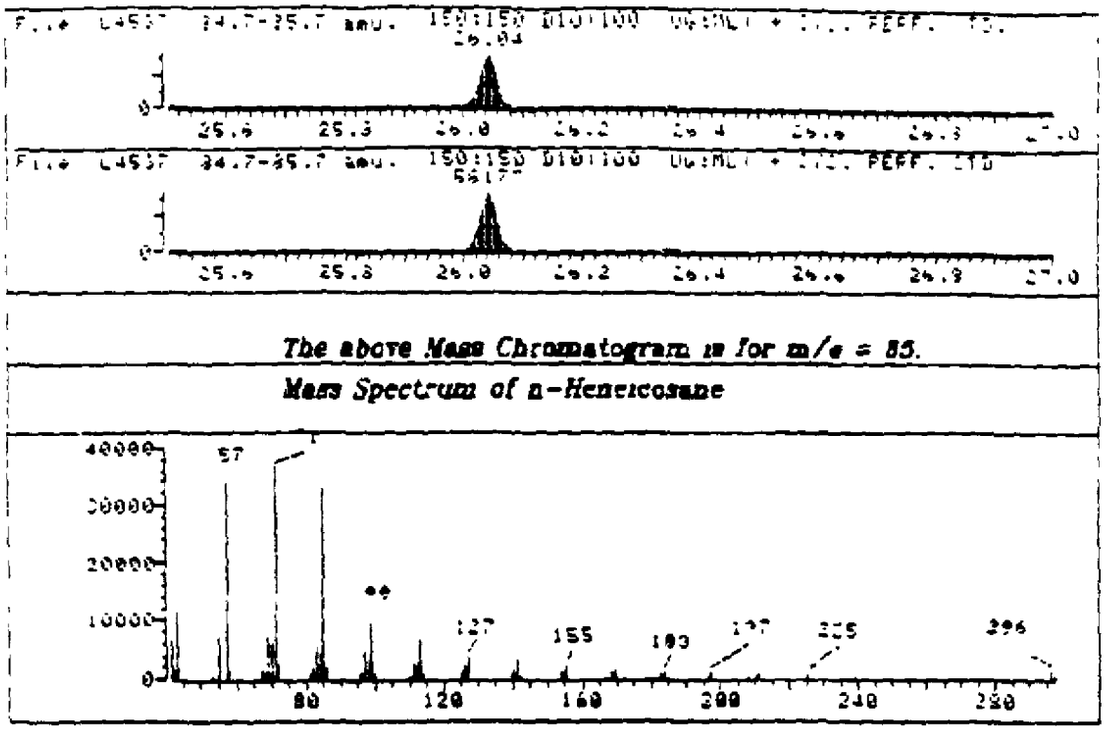

The above Mass Chromatogram is for m/e = 85.

Mass Spectrum of n-Henecosane

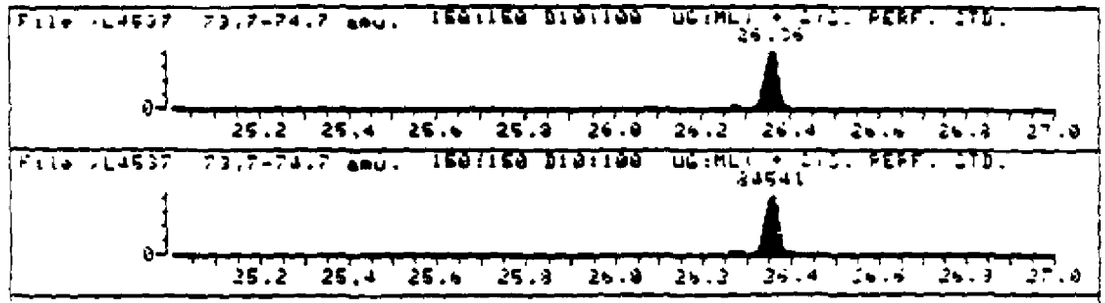

The above Mass Chromatogram is for m/e = 74.

Mass Spectrum of Methyl Stearate

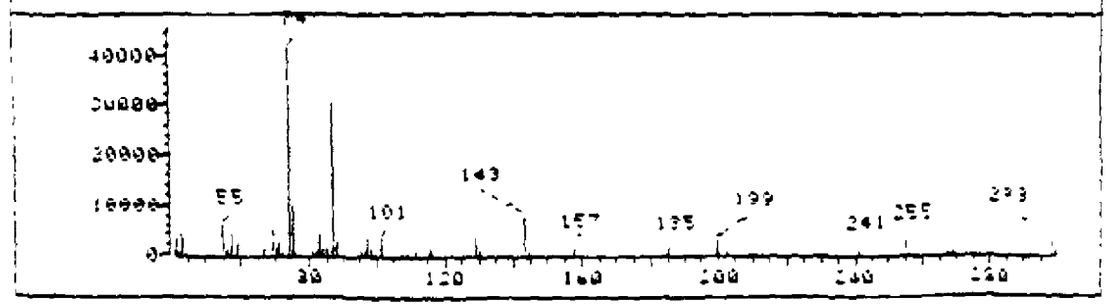

MONS 221155





The above Mass Chromatogram is for m/e = 228.

Mass Spectrum of Chrysene

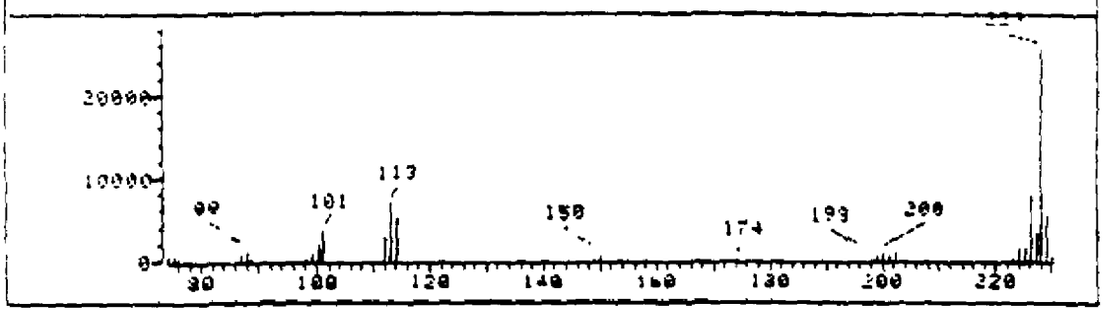

MONS 221156

```
**********************************************************************
*  The following summarizes relative response factors for compound
*       characteristic masses versus anthracene-d10 m/e 189
*
*      (RF = (Compound Characteristic Mass Area)/(m/e 188 Area))
**********************************************************************
2,4-dimethylphenol RR

R-Global(22) =          7397

2,6-dimethylaniline RR

R-Global(23) =          9429

1-decanol RR

R-Global(24) =          1790

pentachlorophenol RR

R-Global(25) =          0649

1-octadecene RR

R-Global(26) =          2373

n-octadecane RR

R-Global(27) =          3095

DFTPP RR

R Global(28) =          1557


n eicosane RR

R-Global(29) =          2192

perene RR

R-Global(30) =          7361

n-henelcosane RR

R-Global(31) =          2137

methyl stearate RR

R Global(32) =          3105

chrysene RR

R Global(33) =          2620
```

MONS 221157

L4537 150 150 D10(100 UG ML) + SYS PERF STD

35 01 500 0 TIC

Peak #	R T min	first scan	max scan	last scan	peak height	raw area	corr area	corr % max	% of total
1	21 601	4197	4207	4218	55838	107835	107835	15 20	5 49
2	22 040	4291	4306	4314	312260	711310	709523	100 00	36 18
3	22 111	4314	4322	4333	305338	577968	577968	81 71	29 55
4	22 214	4333	4345	4354	314455	564564	564564	79 57	28 77

Sum of corrected areas 1961690

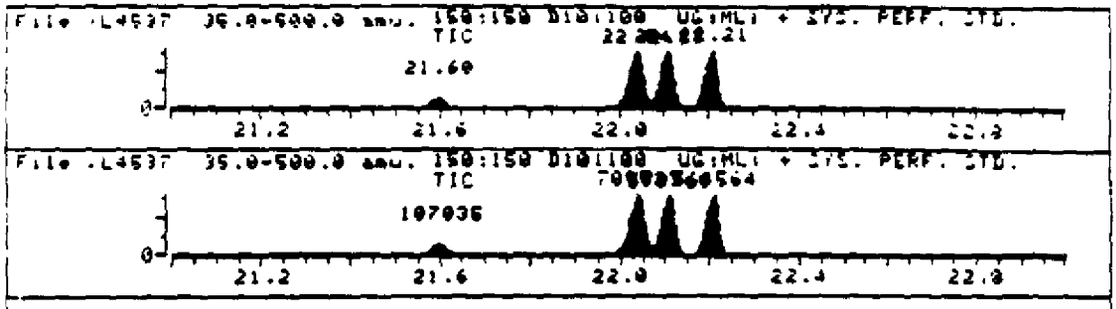

Chromatographic Resolution Evaluation for Pentachlorophenol; Anthracene-d10; 1-Octadecene; and n-Octadecene.

MONS 221158

L4537 C30 C50 D10(100 UG ML) + STD PERF STD

35 01 500 0 TIC

Peak #	R T min	first scan	max scan	last scan	peak height	raw area	corr area	corr % max	% of total
1	24 817	4924	4933	4946	207021	389999	389999	84 00	25 12
2	25 042	5199	5209	5219	218277	384355	384355	82 78	24 759
3	26 281	5248	5263	5271	199483	466042	464308	100 00	29 900
4	26 357	5271	5280	5293	165097	316852	313729	67 57	20 209

Sum of corrected areas 1552371

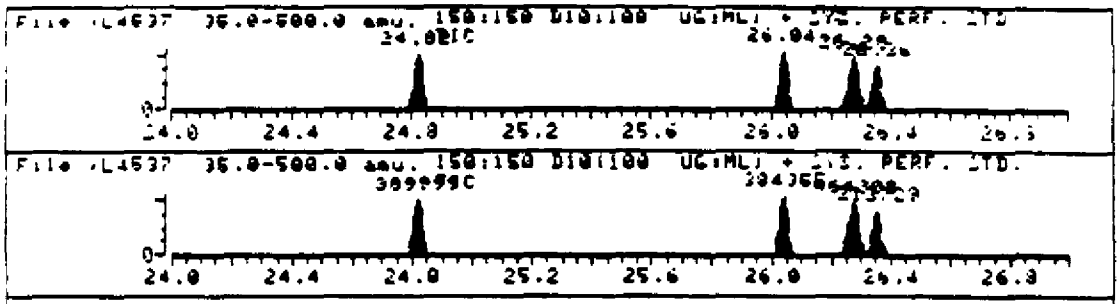

Chromatographic Resolution Evaluation for Eicosane; Pyrene; Heneicosane; and Methyl Stearate.

MONS 221159

Appendix D. Listing of PCB Congeners Used for Instrument Calibration and Procedure Files and Examples of Computer Outputs Produced in Incidental PCB Analyses. (PCCALC and PCOUTP Transfer Files.)

MONS 221160

Table D-1. Summary of Internal, Surrogate, and Native Standards used for PCB Chlorine Class Calibration and Native and Surrogate Spiking Studies.

Internal Standard

Anthracene-d10

Surrogate Spiking Compounds C-13 labeled

4-chlorobiphenyl 13C6
3,3',4,4'-tetrachlorobiphenyl 13C12
2,2',3,3',5,5'6,6',-octachlorobiphenyl
decachlorobiphenyl 13C12

Native Spiking Compounds (used for native spikes and instrument calibration)
2-monochlorobiphenyl
3-monochlorobiphenyl
4-monochlorobiphenyl
2,2'-dichlorobiphenyl
2,5-dichlorobiphenyl
2,4'-dichlorobiphenyl
4,4'-dichlorobiphenyl
2,4,6-trichlorobiphenyl
2,3,4-trichlorobiphenyl
2,4,4'-trichlorobiphenyl
2,3',4,6,-tetrachlorobiphenyl
2,3,5,6,-tetrachlorobiphenyl
2,2',4,4',-tetrachlorobiphenyl
2,2',3,4,5-pentachlorobiphenyl
2,2',3,4,5'-pentachlorobiphenyl
2,2',4,5,5'-pentachlorobiphenyl
2,2',3,3',4,4'-hexachlorobiphenyl
2,2',3,4,4',5'-hexachlorobiphenyl
2,2',3,3',6,6'-hexachlorobiphenyl
2.2'3.3',4,4',6-heptachlorobiphenyl
2,2'3,4,4',5',6-heptachlorobiphenyl
2,2',3,3',4,4',5,5'-octachlorobipyhenyl
2,2',3,3',4,5,5,',6,6'-nonachlorobiphenyl
decachlorobiphenyl

```
du,pccalc,1
**                                          Time Stamp - <871116.1004>
**    TR,PCCALC,filename1,output_filename,nnn
**
**   This transfer file is designed to calculate relative responses for com-
**        pounds in samples and extracts analyzed for incidental PCBs.
**
**
**       1G = mass spectrometric filename (>Lxxxx)
**       2G = output_filename (PCxxxx)
**       3G = 0 if sample not a standard, and
**            nnn if sample is a standard.  (Note that nnn is the concen-
**            tration of the standard in ug/mL.)
**
**
**   The following R-globals are used.
**       1R = anthracene-d10 m/e 188 area          31R = m/e 190 area
**       2R = CL-biphenyl #1     m/e 188 area      32R = m/e 190 area
**       3R =      "      #2     m/e 188 area      33R = m/e 190 area
**       4R =      "      #3     m/e 188 area      34R = m/e 190 area
**       5R = 4-CL-biphenyl-6C13 m/e 194 area      35R = m/e 196 area
**       6R = CL2-biphenyl #1    m/e 222 area      36R = m/e 224 area
**       7R =      "       #2    m/e 222 area      37R = m/e 224 area
**       8R =      "       #3    m/e 222 area      38R = m/e 224 area
**       9R =      "       #4    m/e 222 area      39R = m/e 224 area
**      10R = CL3-biphenyl #1    m/e 255.9 area    40R = m/e 257.9 area
**      11R =      "       #2    m/e 255.9 area    41R = m/e 257.9 area
**      12R =      "       #3    m/e 255.9 area    42R = m/e 257.9 area
**      13R = CL4-biphenyl #1    m/e 289.8 area    43R = m/e 291.8 area
**      14R =      "       #2    m/e 289.8 area    44R = m/e 291.8 area
**      15R =      "       #3    m/e 289.8 area    45R = m/e 291.8 area
**      16R = CL4-BP-12C13 Surr. m/e 301.8 area    46R = m/e 303.8 area
**      17R = CL5-biphenyl #1    m/e 323.9 area    47R = m/e 325.9 area
**      18R =      "       #2    m/e 323.9 area    48R = m/e 325.9 area
**      19R =      "       #3    m/e 323.9 area    49R = m/e 325.9 area
**      20R = CL6-biphenyl #1    m/e 357.8 area    50R = m/e 359.8 area
**      21R =      "       #2    m/e 357.8 area    51R = m/e 359.8 area
**      22R =      "       #3    m/e 357.8 area    52R = m/e 359.8 area
**      23R = CL7-biphenyl #1    m/e 323.9 area    53R = m/e 325.9 area
**      24R =      "       #2    m/e 323.9 area    54R = m/e 325.9 area
**      25R = CL8-biphenyl       m/e 427.7 area    55R = m/e 429.7 area
**      26R = CL8-BP-12C13 Surr. m/e 439.7 area    56R = m/e 441.7 area
**      27R = CL9-biphenyl       m/e 461.6 area    57R = m/e 463.6 area
**      28R = CL10-biphenyl      m/e 497.6 area    58R = m/e 499.6 area
**      29R = CL10-BP-12C13 Surr m/e 509.6 area    59R = m/e 511.6 area
**
**
**            In addition, R-globals 61R through 90R are used to store
**                delta-RTs of compounds 1R through 30R.  (Delta-RTs
**                are RTs of the first ion of the compound minus RTs of
**                the second ion of the compound.)
SV,1,9,IH
RU,RPN
RU,RSE
RU.NEW
RU.CRT,CA,FF
RU.MSH,1G
RU.CRT,AL,CA,FF
RU.TIM
RU.STW,,1,0 75,10:30                                    MONS  221162
```

```
RU,STW,,2,0 75.30·48
RU,STW,,3,0 75.60 080
RU,STW,,4,0·75,80:098
RU,STW,,10,0:75,50.60
**  This seccion calculates anthracene-d10 erea
RU,FI,1G
TR,IN#SU1,,,,188,21.5,22 4,1,1
RU,AR,PCBLBL,,,3,5
RU,RDP,1,Anthracene-d10 (m/e = 188 and 190) #1
RU,RDP,2,GC/MS FILE =,1G
RU,SHO,10
RU,DR,10,X
** The following calculatee CL1-biphenyl Areas (m/e 188 and 190)
TR,IN#SU2,,,,188,17.5,20,2,3
RU,AR,PCBLBL,,,3,5
RU,RDP,1,CL1-biphenyl (m/e = 188 and 190) #2-#4
RU,RDP,2,GC/MS FILE =,1G
RU,SHO,10
RU,DR,10,X
RU,GR,,1
RU,NEW
** The following calculatee 4-CL-biphenyl-6C13 (m/e = 194 and 196)
TR,IN#SU1,,,,194,18.5,20,5,1
RU,AR,PCBLBL,,,3,5
RU,RDP,1,4-CL-biphenyl-6C13 (194 and 196) #5
RU,RDP,2,GC/MS FILE =,1G
RU,DR,10,X
RU,SHO,10
** The following calculatee CL2-biphenyl (m/e = 222 and 224)
TR,IN#SU2,,,,222,19,22.4,6,4
RU,AR,PCBLBL,,,3,5
RU,RDP,1,CL2-biphenyl (m/e = 222 and 224) #6-#9
RU,RDP,2,GC/MS FILE =,1G
RU,DR,10,X
RU,SHO,10
RU,GR,,1
RU,NEW
** The following calculatee CL3-biphenyl (m/e = 255.9 and 257.9)
TR,IN#SU1,,,,255.9,21.4,24,10,3
RU,AR,PCBLBL,,,3,5
RU,RDP,1,CL3-biphenyl (m/e 255.9 & 257.9) #10-#12
RU,RDP,2,GC/MS FILE =,1G
RU,DR,10,X
RU,SHO,10
** The following calculatee CL4-biphenyl (289.8 and 291.8)
TR,IN#SU2,,,,289.8,23,26,13,3
RU,AR,PCBLBL,,,3,5
RU,RDP,1,CL4-biphenyl (m/e 289.8 & 291.8) #13-#15
RU,RDP,2,GC/MS FILE =,1G
RU,DR,10,X
RU,SHO,10
RU,GR,,1
RU,NEW
** The following calculatee CL4-biphenyl-12C13 (301.8 and 303.8)
TR,IN#SU1,,,,301.8,26,28,16,1
RU,AR,PCBLBL,,,3,5
RU,RDP,1,CL4-biphenyl-12C13 (301.8 and 303.8) #16
RU,RDP,2,GC/MS FILE =,1G
RU,DR,10,X
RU,SHO,10
```

```
** The following calculates CL5-biphenyl (323 9 and 325.9)
TR,IN#SU2,,,,323.9,25,29,17,3
RU,AR,PCBLBL,,,3,5
RU,RDP,1,CL5-biphenyl (m/e 323.9 & 325.9) #17-#19
RU,RDP,2,GC/MS FILE =,1G
RU,DR,10,X
RU,SHO,10
RU,GR,,1
RU,NEW
** The following calculates CL6-biphenyl (357.8 and 359 8)
TR,IN#SU1,,,,359.8,26,30.4,20,3
RU,AR,PCBLBL,,,3,5
RU,RDP,1,CL6-biphenyl (m/e 357.8 & 359.8) #20-#22
RU,RDP,2,GC/MS FILE =,1G
RU,DR,10,X
RU,SHO,10
** The following calculates CL7-biphenyl (323.9 and 325.9)
TR,IN#SU2,,,,393.8,29,30.5,23,2
RU,AR,PCBLBL,,,3,5
RU,RDP,1,CL7-biphenyl (m/e 323.9 & 325.9) #23-#24
RU,RDP,2,GC/MS FILE =,1G
RU,DR,10,X
RU,SHO,10
RU,GR,,1
RU,NEW
** The following calculates CL8-biphenyl (427.7 and 429.7)
TR,IN#SU1,,,,427.7,31,34,25,1
RU,AR,PCBLBL,,,3,5
RU,RDP,1,CL8-biphenyl (m/e 427.7 and 429.7) #25
RU,RDP,2,GC/MS FILE =,1G
RU,DR,10,X
RU,SHO,10
** The following calculates CL8-biphenyl-12C13 (439.7 and 441.7)
TR,IN#SU2,,,,439.7,30,31,26,1
RU,AR,PCBLBL,,,3,5
RU,RDP,1,CL8-biphenyl-12C13 (439.7 and 441.7) #26
RU,RDP,2,GC/MS FILE =,1G
RU,DR,10,X
RU,SHO,10
RU,GR,,1
RU,NEW
**  The following calulcatee CL9-biphenyl (461.6 and 463.6)
TR,IN#SU1,,,,461.6,31,33,27,1
RU,AR,PCBLBL,,,3,5
RU,RDP,1,CL9-biphenyl (m/e 461.6 and 463.6) #27
RU,RDP,2,GC/MS FILE =,1G
RU,DR,10,X
RU,SHO,10
**  The following calculatee CL10-biphenyl (497.6 and 499.6)
TR,IN#SU2,,,,497.6,33,35,28,1
RU,AR,PCBLBL,,,3,5
RU,RDP,1,CL10-biphenyl (m/e 497.6 and 499.6) #28
RU,RDP,2,GC/MS FILE =,1G
RU,DR,10,X
RU,SHO,10
RU,GR,,1
RU,NEW
**  Ths following calculatee CL10-biphenyl-12C13 (509.6 and 511.6)
TR,IN#SU1,,,,509.6,33,35,29,1
RU,AR,PCBLBL,,,3,5
```

MONS 221164

```
 RU,RDP,1,CL10-biphenyl-12C13 (509 6 and 511.6) #29
 RU,RDP,2,GC/MS FILE -,1G
.RU,DR,10,X
 RU,SHO,10
 RU,GR,,1
 RU,NEW
.TR,PCOUTP
 RU,CRT,FF,CA
 RU,WAIT,15
 DU,2G,1
 RU,CRT,AL,FF
 **  Use SL,6,xxxxxx:sc,WRST,6  to setup spooling output to xxxxxx:sc and 6.
 **     then, XLU,,6 to direct all RDP outputs to LU 6.
 **     then, CS,6 to close xxxxxx:sc and outspool to lu 6.
 **     Now xxxxxx:sc is ready to transfer to Lotus 1-2-3.
 TR

 cu,pcoutp,1
FMGR 067
.du,pcoutp,1
 **    TR,PCOUTP,filename,output_filename   Time Stamp - <870902.1259>
.**
:**   This transfer file is designed to output an ASCII file which can be used
:**        as an input file for data reduction of incidental PCB analysis
 **        data.  The following summarize globals used:
:**
.**       1G = mass spectrometric filename (>Lxxxx)
.**       2G = output filename
:**       3G =
:**
.**
.**
:**   The following R-globals are used.
:**
:**       1R = anthracene-d10 m/e 188 area          31R = m/e 190 area
:**       2R = CL-biphenyl #1     m/e 188 area      32R = m/e 190 area
:**       3R =     "       #2     m/e 188 area      33R = m/e 190 area
:**       4R =     "       #3     m/e 188 area      34R = m/e 190 area
:**       5R = 4-CL-biphenyl-6C13 m/e 194 area      35R = m/e 196 area
:**       6R = CL2-biphenyl #1    m/e 222 area      36R = m/e 224 area
:**       7R =     "       #2     m/e 222 area      37R = m/e 224 area
:**       8R =     "       #3     m/e 222 area      38R = m/e 224 area
:**       9R =     "       #4     m/e 222 area      39R = m/e 224 area
.**      10R = CL3-biphenyl #1    m/e 255.9 area    40R = m/e 257.9 area
 **      11R =     "       #2     m/e 255.9 area    41R = m/e 257.9 area
 **      12R =     "       #3     m/e 255.9 area    42R = m/e 257.9 area
:**      13R = CL4-biphenyl #1    m/e 289.8 area    43R = m/e 291.8 area
.**      14R =     "       #2     m/e 289.8 area    44R = m/e 291.8 area
.**      15R =     "       #3     m/e 289.8 area    45R = m/e 291.8 area
:**      16R = CL4-BP-12C13 Surr. m/e 301.8 area    46R = m/e 303.8 area
:**      17R = CL5-biphenyl #1    m/e 323.9 area    47R = m/e 325.9 area
 **      18R =     "       #2     m/e 323.9 area    48R = m/e 325.9 area
:**      19R =     "       #3     m/e 323.9 area    49R = m/e 325.9 area
.**      20R = CL6-biphenyl #1    m/e 357.8 area    50R = m/e 359 8 area
.**      21R =     "       #2     m/e 357.8 area    51R = m/e 359.8 area
 **      22R =     "       #3     m/e 357.8 area    52R = m/e 359.8 area
:**      23R = CL7-biphenyl #1    m/e 323.9 area    53R = m/e 325.9 area
:**      24R =     "       #2     m/e 323.9 area    54R = m/e 325.9 area
 **      25R = CL8-biphenyl       m/e 427.7 area    55R = m/e 429.7 area
 **      26R = CL8-BP-12C13 Surr. m/e 439.7 area    56R = m/e 441.7 area
```

```
**       27R = CL9-biphenyl          m/e 461.6 area    57R = m/e 463.6 area
**       28R = CL10-biphenyl         m/e 497.6 area    58R = m/e 499.6 area
**       29R = CL10-BP-12C13 Surr m/e 509.6 area    59R = m/e 511.6 area
**
**
**              In addition, R-globals 61R through 89R are used to store
**                  delta-RTs of the corresponding compounds.  (Delta-RTs
**                  are RTs of characteristic ion minus RTs of confirming ion)
SV,1,9,IH
RU,RPN
RU,NEW
RU,FI,1G
CR,2G:'PR'4:14
SL,6,2G,WRST,6
RU,XLU,,6
LL,6
DU,PCOUT3,6
RU,MSH,1G
RU,RDP,,Anthracene-d10 Area = ,1R, and Std. Conc. =,3G, ug/mL.
DU,PCOUT1,6
** The following calculates anthracene-d10 m/e 188 RRs, etc.
RU,RSE,94:1R,95:31R
RU,RCA,94,94R,DI,1R,MU,10
RU,RCA,95,95R,DI,1R,MU,10
RU,RCA,93,94R,DI,95R,MU,100
RU,RDP,,001,94R,95R,61R,93R
** The following calculates CL1-biphenyl #1 (m/e 188 and 190)
RU,RSE,94:2R,95:32R
RU,RCA,94,94R,DI,1R,MU,10
RU,RCA,95,95R,DI,1R,MU,10
RU,RCA,93,94R,DI,95R,MU,100
RU,RDP,,002,94R,95R,62R,93R,1
** The following calculates CL1-biphenyl #2 (m/e 188 and 190)
RU,RSE,94:3R,95:33R
RU,RCA,94,94R,DI,1R,MU,10
RU,RCA,95,95R,DI,1R,MU,10
RU,RCA,93,94R,DI,95R,MU,100
RU,RDP,,003,94R,95R,63R,93R,1
** The following calculates CL1-biphenyl #3 (m/e 188 and 190)
RU,RSE,94:4R,95:34R
RU,RCA,94,94R,DI,1R,MU,10
RU,RCA,95,95R,DI,1R,MU,10
RU,RCA,93,94R,DI,95R,MU,100
RU,RDP,,004,94R,95R,64R,93R,1
** The following calculates 4-CL-biphenyl-6C13 (m/e 194 and 196)
RU,RSE,94:5R,95:35R
RU,RCA,94,94R,DI,1R,MU,10
RU,RCA,95,95R,DI,1R,MU,10
RU,RCA,93,94R,DI,95R,MU,100
RU,RDP,,005,94R,95R,65R,93R,1
** The following calculates CL2-biphenyl #1 (m/e 222 and 224)
RU,RSE,94:6R,95:36R
RU,RCA,94,94R,DI,1R,MU,10
RU,RCA,95,95R,DI,1R,MU,10
RU,RCA,93,94R,DI,95R,MU,100
RU,RDP,,006,94R,95R,66R,93R,2
** The following calculates CL2-biphenyl #2 (m/e 222 and 224)
RU,RSE,94:7R,95:37R
RU,RCA,94,94R,DI,1R,MU,10
RU,RCA,95,95R,DI,1R,MU,10
```

```
RU,RCA,93,94R,DI,95R,MU,100
RU,RDP,,007,94R,95R,67R,93R,2
** The following calculates CL2-biphenyl #3 (m/e 222 and 224)
RU,RSE,94:8R,95:38R
RU,RCA,94,94R,DI,1R,MU,10
RU,RCA,95,95R,DI,1R,MU,10
RU,RCA,93,94R,DI,95R,MU,100
RU,RDP,,008,94R,95R,68R,93R,2
** The following calculates CL2-biphenyl #4 (m/e 222 and 224)
RU,RSE,94:9R,95:39R
RU,RCA,94,94R,DI,1R,MU,10
RU,RCA,95,95R,DI,1R,MU,10
RU,RCA,93,94R,DI,95R,MU,100
RU,RDP,,009,94R,95R,69R,93R,2
** The following calculates CL3-biphenyl #1 (m/e 255.9 and 257.9)
RU,RSE,94:10R,95:40R
RU,RCA,94,94R,DI,1R,MU,10
RU,RCA,95,95R,DI,1R,MU,10
RU,RCA,93,94R,DI,95R,MU,100
RU,RDP,,010,94R,95R,70R,93R,3
** The following calculates CL3-biphenyl #2 (m/e 255.9 and 257.9)
RU,RSE,94:11R,95:41R
RU,RCA,94,94R,DI,1R,MU,10
RU,RCA,95,95R,DI,1R,MU,10
RU,RCA,93,94R,DI,95R,MU,100
RU,RDP,,011,94R,95R,71R,93R,3
** The following calculates CL3-biphenyl #3 (m/e 255.9 and 257.9)
RU,RSE,94:12R,95:42R
RU,RCA,94,94R,DI,1R,MU,10
RU,RCA,95,95R,DI,1R,MU,10
RU,RCA,93,94R,DI,95R,MU,100
RU,RDP,,012,94R,95R,72R,93R,3
** The following calculates CL4-biphenyl #1 (m/e 289.8 and 291.8)
RU,RSE,94:13R,95:43R
RU,RCA,94,94R,DI,1R,MU,10
RU,RCA,95,95R,DI,1R,MU,10
RU,RCA,93,94R,DI,95R,MU,100
RU,RDP,,013,94R,95R,73R,93R,4
** The following calculates CL4-biphenyl #2 (m/e 289.8 and 291.8)
RU,RSE,94:14R,95:44R
RU,RCA,94,94R,DI,1R,MU,10
RU,RCA,95,95R,DI,1R,MU,10
RU,RCA,93,94R,DI,95R,MU,100
RU,RDP,,014,94R,95R,74R,93R,4
** The following calculates CL4-biphenyl #3 (m/e 289.8 and 291.8)
RU,RSE,94:15R,95:45R
RU,RCA,94,94R,DI,1R,MU,10
RU,RCA,95,95R,DI,1R,MU,10
RU,RCA,93,94R,DI,95R,MU,100
RU,RDP,,015,94R,95R,75R,93R,4
** The following calculates CL4-biphenyl-12C13 (m/e 301.8 and 303.8)
RU,RSE,94:16R,95:46R
RU,RCA,94,94R,DI,1R,MU,10
RU,RCA,95,95R,DI,1R,MU,10
RU,RCA,93,94R,DI,95R,MU,100
RU,RDP,,016,94R,95R,76R,93R,4
** The following calculates CL5-biphenyl #1 (m/e 223.9 and 225.9)
RU,RSE,94:17R,95:47R
RU,RCA,94,94R,DI,1R,MU,10
RU,RCA,95,95R,DI,1R,MU,10
```

```
RU,RCA,93,94R,DI,95R,MU,100
RU,RDP,,017,94R,95R,77R,93R,5
** The following calculates CL5-biphenyl #2 (m/e 223.9 and 225 9)
RU,RSE,94:18R,95:48R
RU,RCA,94,94R,DI,1R,MU,10
RU,RCA,95,95R,DI,1R,MU,10
RU,RCA,93,94R,DI,95R,MU,100
RU,RDP,,018,94R,95R,78R,93R,5
** The following calculates CL5-biphenyl #3 (m/e 223 9 and 225.9)
RU,RSE,94:19R,95:49R
RU,RCA,94,94R,DI,1R,MU,10
RU,RCA,95,95R,DI,1R,MU,10
RU,RCA,93,94R,DI,95R,MU,100
RU,RDP,,019,94R,95R,79R,93R,5
** The following calculates CL6-biphenyl #1 (m/e 357 8 and 359.8)
RU,RSE,94:20R,95:50R
RU,RCA,94,94R,DI,1R,MU,10
RU,RCA,95,95R,DI,1R,MU,10
RU,RCA,93,94R,DI,95R,MU,100
RU,RDP,,020,94R,95R,80R,93R,6
** The following calculates CL6-biphenyl #2 (m/e 357.8 and 359 8)
RU,RSE,94:21R,95:51R
RU,RCA,94,94R,DI,1R,MU,10
RU,RCA,95,95R,DI,1R,MU,10
RU,RCA,93,94R,DI,95R,MU,100
RU,RDP,,021,94R,95R,81R,93R,6
** The following calculates CL6-biphenyl #3 (m/e 357.8 and 359.8)
RU,RSE,94:22R,95:52R
RU,RCA,94,94R,DI,1R,MU,10
RU,RCA,95,95R,DI,1R,MU,10
RU,RCA,93,94R,DI,95R,MU,100
RU,RDP,,022,94R,95R,82R,93R,6
** The following calculates CL7-biphenyl #1 (m/e 323.9 and 325.9)
RU,RSE,94:23R,95:53R
RU,RCA,94,94R,DI,1R,MU,10
RU,RCA,95,95R,DI,1R,MU,10
RU,RCA,93,94R,DI,95R,MU,100
RU,RDP,,023,94R,95R,83R,93R,7
** The following calculates CL7-biphenyl #2 (m/e 323.9 and 325.9)
RU,RSE,94:24R,95:54R
RU,RCA,94,94R,DI,1R,MU,10
RU,RCA,95,95R,DI,1R,MU,10
RU,RCA,93,94R,DI,95R,MU,100
RU,RDP,,024,94R,95R,84R,93R,7
** The following calculates CL8-biphenyl #1 (m/e 427.7 and 429.7)
RU,RSE,94:25R,95:55R
RU,RCA,94,94R,DI,1R,MU,10
RU,RCA,95,95R,DI,1R,MU,10
RU,RCA,93,94R,DI,95R,MU,100
RU,RDP,,025,94R,95R,85R,93R,8
** The following calculates CL8-biphenyl-12C13 (m/e 439.7 and 441.7)
RU,RSE,94:26R,95:56R
RU,RCA,94,94R,DI,1R,MU,10
RU,RCA,95,95R,DI,1R,MU,10
RU,RCA,93,94R,DI,95R,MU,100
RU,RDP,,026,94R,95R,86R,93R,8
** The following calculates CL9-biphenyl (m/e 461 6 and 463.6)
RU,RSE,94:27R,95:57R
RU,RCA,94,94R,DI,1R,MU,10
RU,RCA,95,95R,DI,1R,MU,10
```

```
RU,RCA,93,94R,DI,95R,MU,100
:RU,RDP,,027,94R,95R,87R,93R,9
.** The following calculates CL10-biphenyl (m/e 497.6 and 499 6)
 RU,RSE,94:28R,95:58R
 RU,RCA,94,94R,DI,1R,MU,10
 RU,RCA,95,95R,DI,1R,MU,10
 RU,RCA,93,94R,DI,95R,MU,100
 RU,RDP,,028,94R,95R,88R,93R,10
 ** The following calculates CL10-biphenyl-12C13 (m/e 509 6 and 511 6)
 RU,RSE,94·29R,95 59R
 RU,RCA,94,94R,DI,1R,MU,10
 RU,RCA,95,95R,DI,1R,MU,10
 RU,RCA,93,94R,DI,95R,MU,100
 RU,RDP,,029,94R,95R,89R,93R,10
:**  Use :SL,6,xxxxxx:sc,WRST,6  to setup spooling output to xxxxxx:sc and 6
 **      then, XLU,,6 to direct all RDP outputs to LU 6.
 **      then, CS,6 to close xxxxxx:sc and outspool to lu 6.
 **      Now xxxxxx.sc is ready to transfer to Lotus 1-2-3.
.CS,6
·LL,1
:RU,XLU,,1
:SV,9G,,IH
.TR
```

MONS 221169

```
du,in#sul,1
.**
:**     :IR,IN#SU1,,,,4G,5G,6G,7G,8G
·**
·**         This tranefer file should be treated as a subroutine to intagrate
.**           one component's characteristic ion area and it's confirming
 **           ion area.  (The confirming ion is always assumed to be 2 masses
 **           above the characteristic ion.)
 **
 **         where   4G = charactaristic mass.  Later, R-global for confirming
 **                      ion area storage.
 **                 5G = starting retention time.  Later, R-global for delta-
 **                      RT storage.
 **                 6G = ending retention time.  Later, the peak # being storad
 **                 7G = R-global number for storage of characteristic ion area
·**                 8G = # of characteristic ion peaks to integrate.
 **
·**
·**
 SV
 RU,RSE,4G
 RU,RCA,0,OR,AD,2
·RU,MC4,4G,OR,,,5G:6G
:RU,INT,,,8G,,X
:SE,,,,,,1
.RU,PF,6G,,7G,,,90
:CA,4,7G,+,30
 CA,5,7G,+,60
.**   4G = 7G+30 (FOR CONFIRMING ION AREA STORAGE)
.**   5G = 7G+60 (FOR DELTA-RT STORAGE)
 **   Z = CONFIRMING ION; Y = CHARACTERISTIC ION; X = MASS SPECTRUM
·**      OF SELECTED ION MAXIMUM (NOT USED).
 **
.RU,RRH,SA,98,Y
·RU,RRH,BA,99,Y
:RU,DR,3,Y,AL,,,10720B,031463B,98R:99R
:RU,INT,,,,,Z
:RU,RSE,0
:RU,RCA,,00R,SU,93R
·**  OR now contains -RT of characteristic ion.
.**
.RU,PF,OR,,4G,,,90
:**  DELTA-RT = (confirming ion RT) - (characteristic ion RT)
.**
 RU,RCA,5G,93R,AD,OR
.RU,RD
 RU,RRH,SA,98,Z
 RU,RRH,BA,99,Z
·RU,DR,4,Z,AL,,,10720B,021462B,98R:99R
.RU,STW,,10,0:75,50:60
 ** BRANCH POINT!!!
```

```
RU,RSE,0
RU,RCA,,0R,SU,93R
RU,PF,0R,,4G,,,90
RU,RCA,5G,93R,AD,0R
RU,RD
IF,1,EQ,1,-16
TR

du,in#su2,1
**
.**     TR,IN#SU2,,,,4G,5G,6G,7G,8G
**
**        This transfer file should be treated as a subroutine to integrate
**          one component's characteristic ion area and it's confirming
**          ion area.  (The confirming ion is always assumed to be 2 masses
**          above the characteristic ion )
**
.**       where:  4G = characteristic mass.  Later, R-global for confirming
:**                   ion area storage.
**                5G = starting retention time.  Later, R-global for delta-
·**                   RT storage.
·**                6G = ending retention time.  Later, the peak # being stored
**                7G = R-global number for storage of characteristic ion area
.**                8G = # of characteristic ion peaks to integrate.
**
**
**
:SV
.RU,RSE,4G
·RU,RCA,0,0R,AD,2
·RU,MC4,4G,0R,,,5G:6G
:RU,INT,,,8G,,X
:SE,,,,,,1
:RU,PF,6G,,7G,,,90
:CA,4,7G,+,30
.CA,5,7G,+,60
:**   4G = 7G+30 (FOR CONFIRMING ION AREA STORAGE)
·**   5G = 7G+60 (FOR DELTA-RT STORAGE)
:**   Z = CONFIRMING ION; Y = CHARACTERISTIC ION; X = MASS SPECTRUM
**      OF SELECTED ION MAXIMUM (NOT USED).
.**
:RU,RRH,SA,98,Y
·RU,RRH,BA,99,Y
:RU,DR,1,Y,AL,,,10720B,031463B,98R:99R
:RU,INT,,,,,Z
RU,RSE,0
RU,RCA,,00R,SU,93R
.**  0R now contains -RT of characteristic ion.
**
.RU,PF,0R,,4G,,,90
**  DELTA-RT = (confirming ion RT) - (characteristic ion RT)
**
RU,RCA,5G,93R,AD,0R
RU,RD
RU,RRH,SA,98,Z
:RU,RRH,BA,99,Z
RU,DR,2,Z,AL,,,10720B,021462B,98R:99R
RU,STW,,10,0:75,0:10
** BRANCH POINT!!!
```

```
 RU,RD
 CA,4,4G,+,1
 CA,5,5G,+,1
:CA,6,6G,+,1
.CA,7,7G,+,1
 RU,INT,,,8G,,X
 RU,PF,6G,,7G,,,90
 RU,INT,,,,,Z
 RU,RSE,0
 RU,RCA,,0R,SU,93R
 RU,PF,0R,,4G,,,90
:RU,RCA,5G,93R,AD,0R
 RU,RD
.IF,1,EQ,1,-16
 TR
```

MONS 221172

MS data file header from XL4525

Sample 1uL 150 150 D10(10 U Operator MASON   MS2   11/13/87 22:00
Misc   G ML) + HS SPK 2236-42   #21 BTL#21
Sys #   2 MS model   87 SW/HW rev   IA ALS # ***
  Method file PCSC25   Tuning file MT0602   No of extra records   1
 Source temp   200   Analyzer temp   0   Transfer line temp   0

Chromatographic temperatures	0	0	0	0	0
Chromatographic times, min	0 0	0 0	0 0	0 0	0 0
Chromatographic rate, deg/min	0 0	0 0	0 0	0 0	0 0

MONS 221173

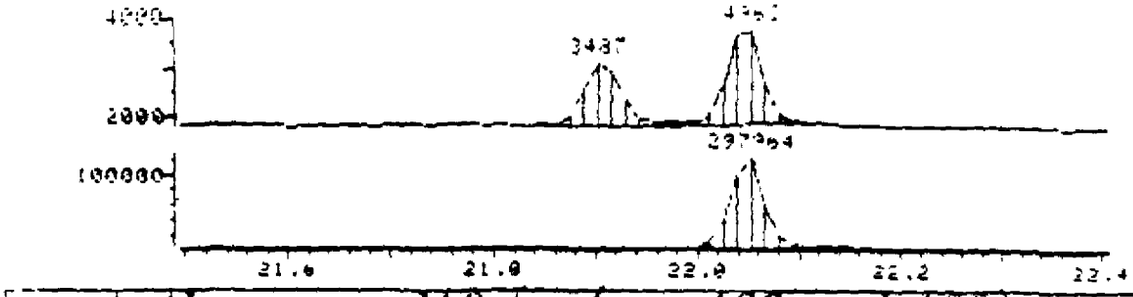

Anthracene-d10 (m/e = 188 and 190) #1
GC/MS FILE = >14525

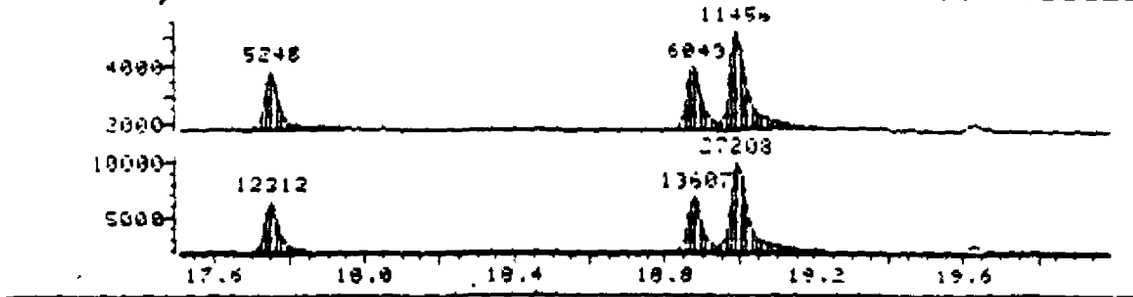

CL1-biphenyl (m/e = 188 and 190) #2-#4
GC/MS FILE = >14525

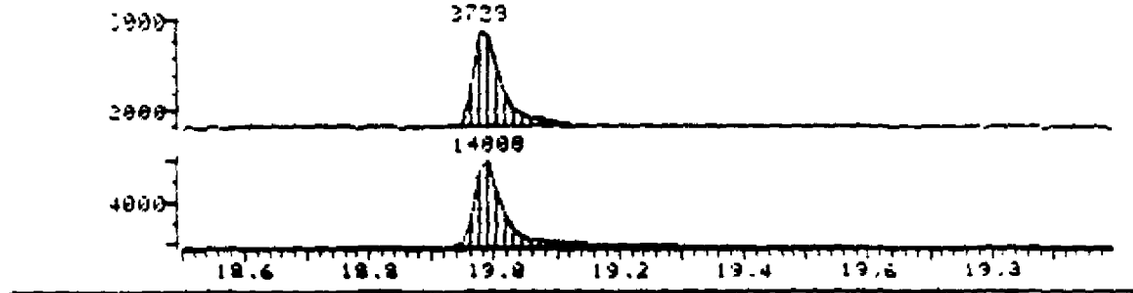

4-CL-biphenyl-6C13 (194 and 196) #5
GC/MS FILE = >14525

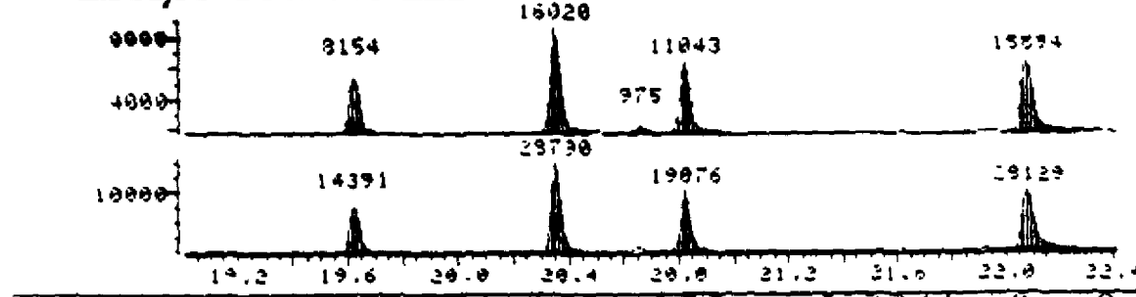

CL2-biphenyl (m/e = 222 and 224) #6-#9
GC/MS FILE = >14525



CL3-biphenyl (m/e 255.9 & 257.9) #10-#12
GC/MS FILE = >14525

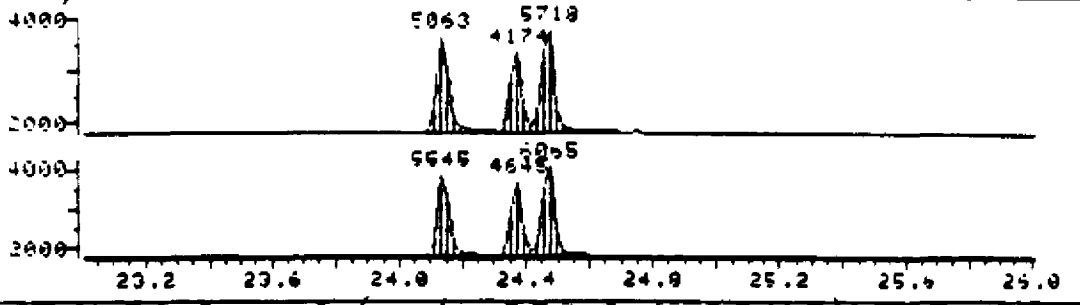

CL4-biphenyl (m/e 289.8 & 291.8) #13-#15
GC/MS FILE = >14525



CL4-biphenyl-12C13 (301.8 and 303.8) #16
GC/MS FILE = >14525

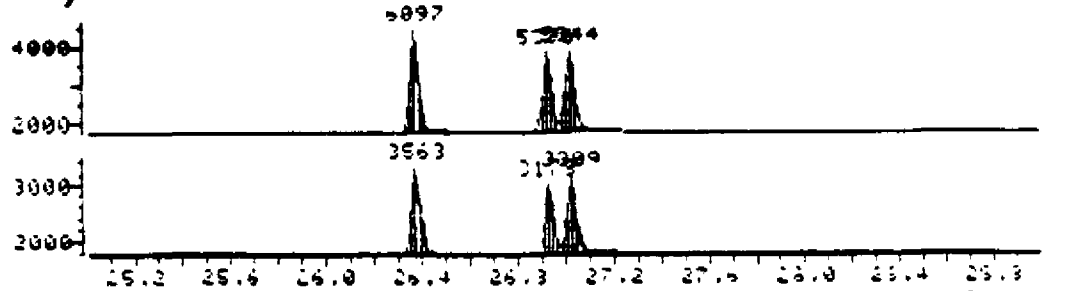

CL5-biphenyl (m/e 323.9 & 325.9) #17-#19
GC/MS FILE = >14525

MONS 221175

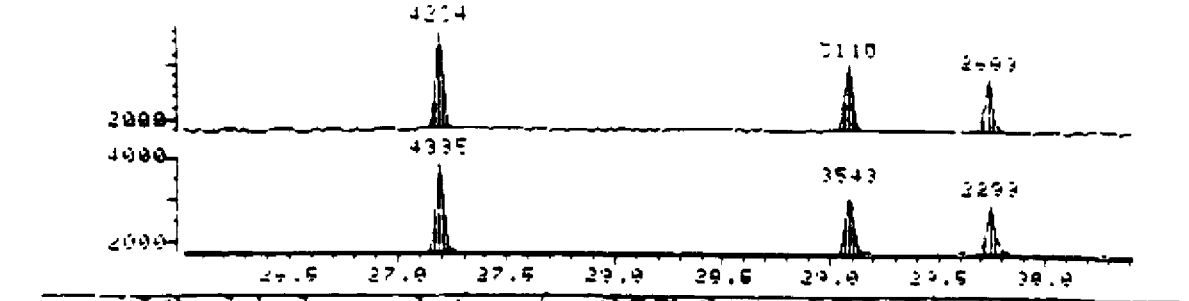

CL6-biphenyl (m/e 357.8 & 359.8) #20-#22
GC/MS FILE = >14525

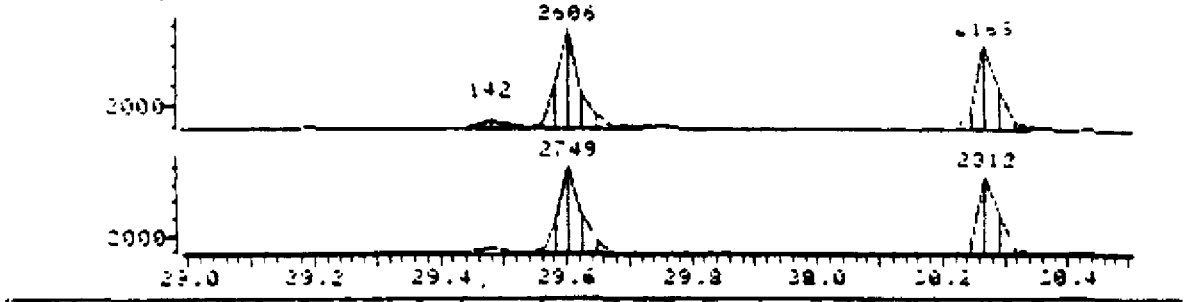

CL7-biphenyl (m/e 323.9 & 325.9) #23-#24
GC/MS FILE = >14525

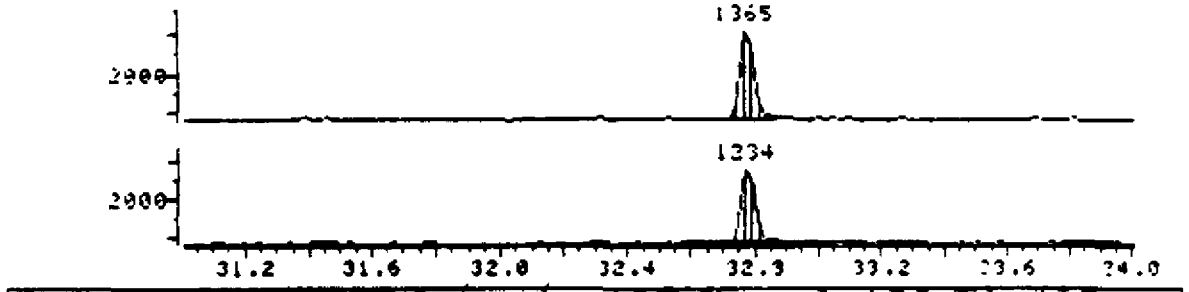

CL8-biphenyl (m/e 427.7 and 429.7) #25
GC/MS FILE = >14525

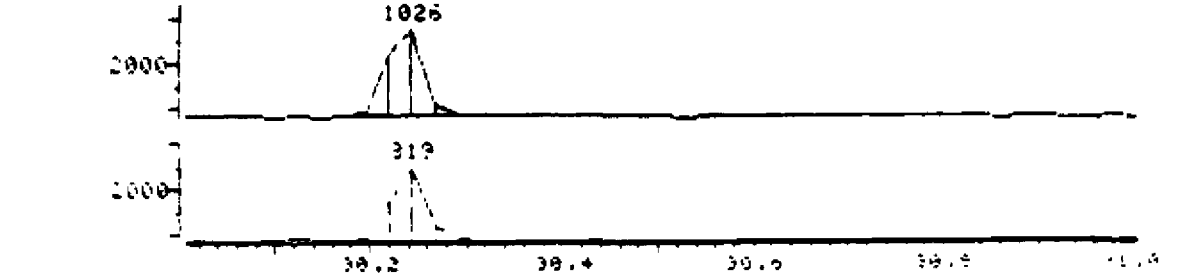

CL8-biphenyl-12C13 (439.7 and 441.7) #26
GC/MS FILE = >14525

MONS 221176

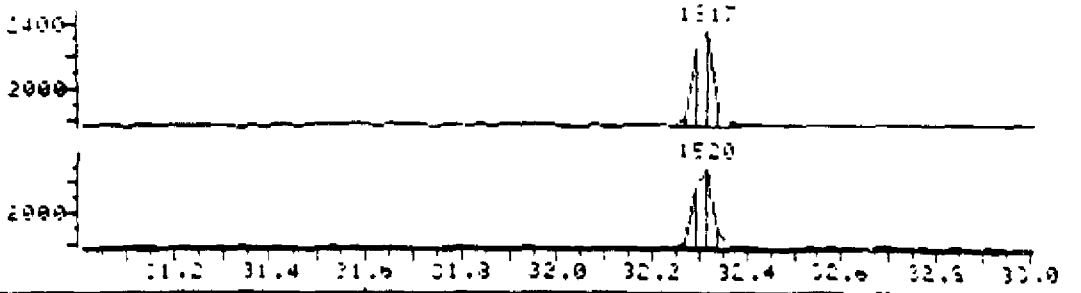

CL9-biphenyl (m/e 461.6 and 463.6) #27
GC/MS FILE = >14525

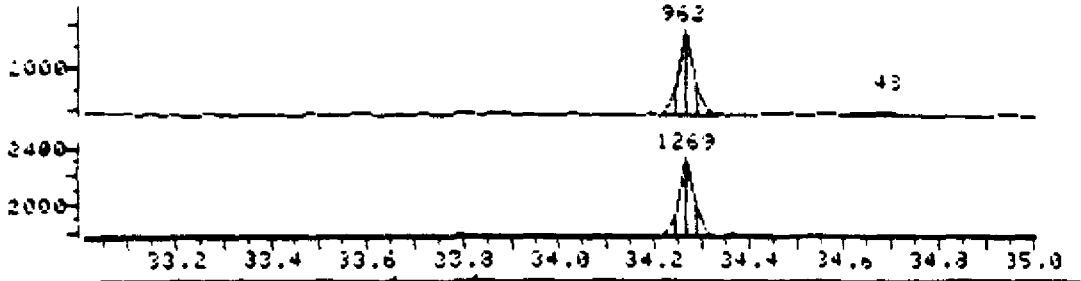

CL10-biphenyl (m/e 497.6 and 499.6) #28
GC/MS FILE = >14525

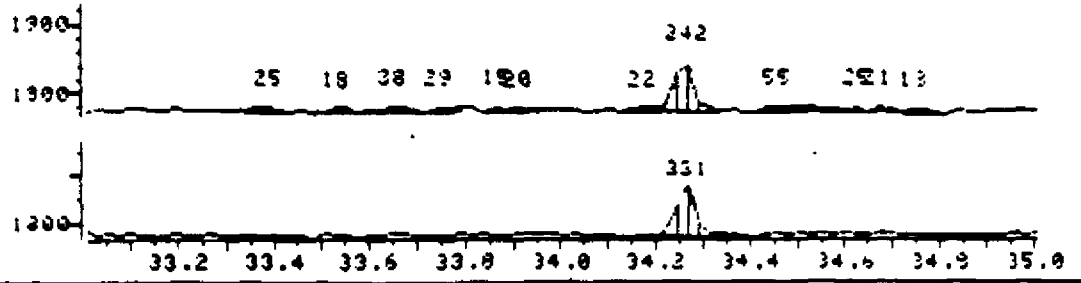

CL10-biphenyl-12C13 (509.6 and 511.6) #29
GC/MS FILE = >14525

```
MD,ANALYT,15
DD,P94525,1
!!!
```

[illegible]	[illegible]	[illegible]	[illegible]	[illegible]	[illegible]	[illegible]
017	136	140	00E+01	[illegible]	[illegible]	[illegible]
018	136	140	00E+00	[illegible]	[illegible]	[illegible]
019	204	192	00E+00	[illegible]	[illegible]	[illegible]
020	0459	0410	00E+00	112	01	4
021	120	205	00E+00	58	44	5
022	107	181	00E+00	58	90	5
023	111	179	00E+00	61	92	5
024	134	142	00E+00	115	38	6
025	119	104	00E+00	113	92	6
026	0973	0900	00E+00	108	05	6
027	0923	0875	00E+00	105	49	7
028	0776	0728	00E+00	106	61	7
029	0414	0458	00E+00	90	41	8
030	0275	0344	00E+00	79	82	8
031	0510	0610	00E+00	83	66	9
032	0426	0323	00E+00	131	91	10
033	0111	00812	00E+00	136	78	10

PU,CRT,AL,FF

MONS 221179