Gorton & Lidgerwood Co.

96 Liberty St., NEW YORK, N. Y.

Gorton Quarter Turn Packing Lock Valves
For all Systems of
Steam, Hot Water, Vapor and Vacuum Heating
Steam and Hot Water Boilers

The Gorton Quarter Turn Packing Lock Radiator Valve is applicable to all systems noted above.





The plug or disc, is the important part of the valve, in fact, it might be called the heart of the valve, for it is the feature that has made the advantages of the valve practicable. It is made of a mineral composition, not a metal, as metal to metal in this type of valve is inclined to corrode and stick. Our disc being made of a mineral composition will not corrode nor stick, and under ordinary working conditions there is no reason why the disc will not last as long as the valve body.

The disc and stem are connected by a loose joint which makes it impossible to throw the disc out of its seat. A hole is drilled in the valve body to allow the steam or water to come on top of the disc keeping it seated when in operation, the area of the downthrust being greater than the area of uplift, so that neither grit nor dirt can get in between the disc and the seat. The light bronze spring shown in cut is used only to keep the disc seated during transportation.

Our packing device is simple and effective. The stem has a groove just above the bottom of the packing box. A special asbestos packing ring is forced into this groove by screwing down the packing box nut, which makes a "packing lock." The stem also has a ball shoulder which seats on the underside of the bonnet. This ball shoulder seat and "packing lock" make a packing device that eliminates all possibility of a leak.

The "quarter turn" feature is of great importance because it makes the valve so easy to operate—simply a turn of the wrist will open or close the valve.

VAPOR HEATING

We take pleasure in calling your attention to our Single Pipe Vapor System which meets the demand for a Vapor System of moderate cost, that can easily be installed in any building usually heated with steam.

The Gorton Single Pipe Vapor System operates on a Vapor pressure of 4 to 12 oz. as Vapor will circulate and fill all radiators on just enough pressure to overcome friction in the pipes.

Our Vapor System gives the same Economy and Efficiency as a two-pipe vapor system because our Supply Valve is as easy to operate as a modulating valve—Simply a turn of the wrist will open or close our Quarter Turn Packing Lock Radiator Valve. In fact, it was this valve that made our Single Pipe Vapor System possible.

Specifications—When specifying Gorton Quarter Turn Packing Lock Valves please include the following: "Gorton Schedule of Valve sizes acceptable for Gorton Valves."

The Gorton Quarter Turn Packing Lock Valve has a full sized unobstructed horizontal passageway through it, which allows the steam and water to flow freely through the valve, with practically no friction; therefore one size smaller valve is used than of the ordinary type. That is, a 1 in. Gorton Quarter Turn Packing Lock Valve is used on a 60 ft. radiator for single pipe connection instead of the 1¼ in. valve required of the ordinary type. That also applies in vapor and Vacuum Heating.

ALWAYS USE THIS SCHEDULE FOR VALVE SIZES

Steam Heating Single Pipe Connections		Vapor and Vacuum Heating Two Pipe Connections	
Radiators up to 25 ft.	¾ in. valve	Radiators up to 90 ft.	½ in. valve
From 25 to 60 ft.	1 in. valve	From 90 to 180 ft.	¾ in. valve
From 60 to 100 ft.	1¼ in. valve	From 180 to 360 ft.	1 in. valve
From 100 to 200 ft.	1½ in. valve	From 360 to 540 ft.	1¼ in. valve
		From 540 to 720 ft.	1½ in. valve

The full size of pipe is run to elbow below valve, where reduction is made to valve size.

HOT WATER HEATING

Use The Regular Size of Valves According To The System Installed

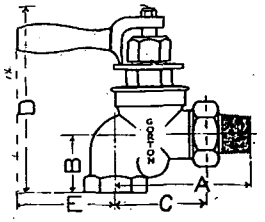

Radiator Valve

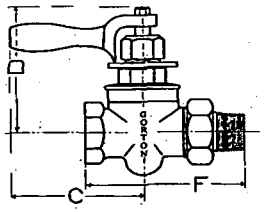

Straightway Valve With Union

ROUGHING-IN MEASUREMENTS

Size	½"	¾"	1"	1¼"	1½"
A	3½	3⅞	4⅜	5	5¾
B	1⅝	2	2⅛	2⅜	2⅝
C	2¼	2⅝	3	3½	4
D	5⅝	6	6⅝	7⅛	7½
E	3	2⅞	3¼	3⅜	2⅞

Size	½"	¾"	1"	1¼"	1½"
F	4	4⅝	5¼	5⅞	6⅝
C	3⅝	3⅝	4⅜	4⅜	4⅜
D	4	4¼	4¾	4⅞	5⅛

HEATING BOILERS

The Gorton Boilers are of steel, built according to the A. S. M. E. Boiler Code. They are of the vertical tube type, self-contained, require no brick setting. They are self-feeding, insuring a steady supply of heat for 10 to 12 hour with one firing. They are built for both steam and hot water systems.