PROCESSED APPROVED BY
( ) KY-787-D (T) FWP 03/22/82

JUN 14 1982 (DATE) | F2K50 (LOT) JR | 3394* (EST WGT)

COMTYP JOB NAME: 03KY787DMT
TYPED BY: JMW

LOCATN	CG	CODE	PQ	LOT	DRY WEIGHT	DRY CONT	NO. PKG	PKG WGT	TOTAL WEIGHT	ACTUAL USE LBS
	14	YC002B	93	01402		XX.XX				
						XX.XX				
				D2E21	2050	XX.XX				
(2)				D2E20	450	XX.XX				
						XX.XX				

NON-BLEEDING

EQUIP		NAME : "KROLOR" YELLOW-MEDIUM	USE LBS	N-CODE	ACCT LBS
		"BEFORE USING SV, MAKE SURE THAT N-28-D LINE IF ANY IS BLANKED OFF."			
203 & 205	1	RUN 60"(990 G) WATER IN V-203. SET AGITATOR ON HIGH SPEED.			
	2	WEIGH IN DRUM & POUR IN	250	32-D	250
	3	DUMP IN AND STIR 5 MIN. LOT	50X50	YC-2-B	2500
1		RECORD: START 8:1 PM D2E21	2050		
		FIN 8:45 PM D2E20	450		
	4	ADJUST TO 75" (1275 G) *NOTE: VOLUMES HIGHER THAN 75" MAY CUASE DUSTING IN EXHAUST HOOD.			
	5	WITH AGITATOR ON LOW SPEED PUMP V-203 THRU HOMOG AT 2400-2600 PSI INTO V-205			
	6	WHEN V-203 MT, WASH COLOR THRU HOMOG WITH MIN OF HOT WATER AT 2400-2600 PSI INTO V-205			
	7	RECORD: V-205 VOL ____" & ADJ TO 60" (2100 G)			
	8	INSPECT HOMOG STRAINER & CLEAN IF NECESSARY			
205	9	RUN 10" (514 G) WATER INTO V-243 & START AGITATOR			
SV	10	PUMP V-205 THRU HOMOG AT 4800-5200 PSI INTO SV. RECORD: TIME START 3158 TOTAL MINUTES 145			
2		NOTE: IF HOMOG PRESSURE FALLS BELOW 4800 PSI, 3-WAY VALVE WILL RECIRCULATE SLURRY TO V-205			
	11	WHEN V-205 MT, RUN IN 5" (240 G) WATER & PUMP THRU HOMOG AT 4800-5200 PSI INTO SV			
SP & CP	12	SP STEP 01 - SET FORMULA SELECTOR TO POSITION 2 (V-243) OR POSITION 7 (V-244)			
	12	PRESS SV CAM RESET PB - SET 22 TC IN AUTO REMOTE (TEMP IS SET AT 190-194*F)	JUN 18 1982		
3	14	RECORD LEVELS & SET R/M COUNTER #1 AS FOLLOWS:			
		A. 11LG 36 % PRESET #1 32 GAL		115-D	168
		B. 13LG 48 % PRESET #6 141 GAL		120-A	141
	15	SET STRIKE FLOW CONTROLLERS AS FOLLOWS:			
		SFC10 (N-27-D CONTROLLER) IN MANUAL 0.64 GPM		27-D	213
		SFC20 (N-27-D WATER) IN MANUAL LOCAL 8.36 GPM			
		SFR10 (N-27-D/WATER) RATIO 1.31			
		SFC10 (N-32-D CONTROLLER) IN MANUAL .84 GPM		32-D	1425
		SFC20 (N-32-D WATER) IN MANUAL LOCAL 7.40 GPM			
		SFC20 (N-32-D WATER) IN REMOTE			
		SFR10 (N-32-D/WATER) RATIO 1.76			

N38011

EQUIP		PAGE 2 CG 02 KY-787-D COMTYP JOB NAME: 03KY787DMT V-243	USE LBS	N- CODE	USE LBS
	16	OPERATOR STEP PB			
320	17	RECORD LEVEL 2LG 74 % IF BELOW 35% FOLLOW SOL'N			
SV		MAKE-UP PROCEDURE FOR N-27-D			
SP	18	ADJUST SV TO 48" (2470 G)			
CP	19	RECORD PH 9.6. ADJ TO 11.1-11.3 WITH N-7-D AT 5% (10 PARTS WATER TO 1 PART N-7-D)			
4		SIPHON INTO SV. RECORD: PH 11.2. ASSUME 50%	42	7-D	21
	20	OPERATOR STEP PB			
	21	SP STEP 06/39. AFTER HEAT-UP RECORD: PH 10.2.			
SV	22	SWITCH 3FC20, 8FC10, & 8FC20 TO AUTO			
SP	23	OPERATOR STEP PB			
	24	SP STEP 10/43. WHEN 3FC20, 8FC10 & 8FC20 FLOWS ARE IN LIMITS, SWITCH 3FC10 TO AUTO & PB			
5	25	SP STEP 11/44. WHEN 3FC10 & 3FC20 FLOWS ARE IN LIMITS, SWITCH 3FC20 TO REMOTE			
	26	OPERATOR STEP PB			
	27	DURING STRIKE RECORD: 645A SP STEP V-243/V-244 PH RANGE TIME 13/46 (30 MIN) 9.8 9.0-10.0 715A 14/47 (60 MIN) 9.8 9.0-10.0 745A 15/48 (2 HRS) 9.8 9.0-10.0 845A 16/49 (2 HRS, 25 MIN) 9.8 9.0-10.0 910A 17/50 (FINAL 3 HRS) 8.0 7.5-8.5 945A NOTE: IF PH NOT IN RANGE, NOTIFY SUPV & NOTE IN LOG. IF FINAL PH >8.5, ADJ TO 7.5-8.5. & RECORD: PH ___. ASSUME 77%	____	27-D	____
	28	WHILE STRIKING RUN 30" (234 G) WATER INTO V-339			
356	29	ADD IN 7-8 MIN. CHECK FOR DRAFT IN VENT STACK BEFORE DUMPING.	365	530-A	365
339	30	ADJ TO 49" (382 G) AT 80-100*F			
6	31	STIR 5 MIN & RECORD: PH 10.1 (9.5-10.5)			
	32	STIR 15 MIN OR LONGER FOR SP STEP 26			
	33	RECORD: VOL ___" & CALC ___" X 0.78 = ___ GAL			
	34	SET/RESET 4B TO ___ GAL FROM S 33			
385	35	RUN 47" (360 G) WATER INTO V-385			
21	36	ADD & STIR 2 MIN FOR S 40 D ASSUME 50%	160	7-D	80
	37	SP STEP 17/50 AFTER CHECKING PH, OPERATOR PB.			
	39	SIFT IN	100	128-A	100
SV	39	SP STEP 23/53. RECORD: PH 3.7 (3.7-4.2)			
SP	40	RUN IN N-7-D FROM S 36 IN 10-12 MIN & STIR 5 MIN			
8	41	RECORD: PH 8.2 (9.0-9.5). ADJ IF NECESSARY & RECORD: PH 9.4 ASSUME 77%		27-D	
		(DILUTE 10 PARTS WATER TO 1 PART) ASSUME 50%	40	7-D	20
		(SIPHON N-7-D INTO SV)			
	42	OPERATOR STEP PB			
	43	SP STEP 29/58. RECORD: PH 9.4 & TIME 11:15 AM			
	44	OPERATOR STEP PB			
	45	SP STEP 60. BATCH COMPLETE. PUMP TO V-262			

	START TIME	START SP STEP	FINISH TIME	FINISH SP STEP	OPTR
	1100P	_____	200A	_____	258-114
	____	_____	____	_____	____
	3000 7:06 A.M	_____	4000 9:15 A.	_____	320-037 331-237

DUP050046495

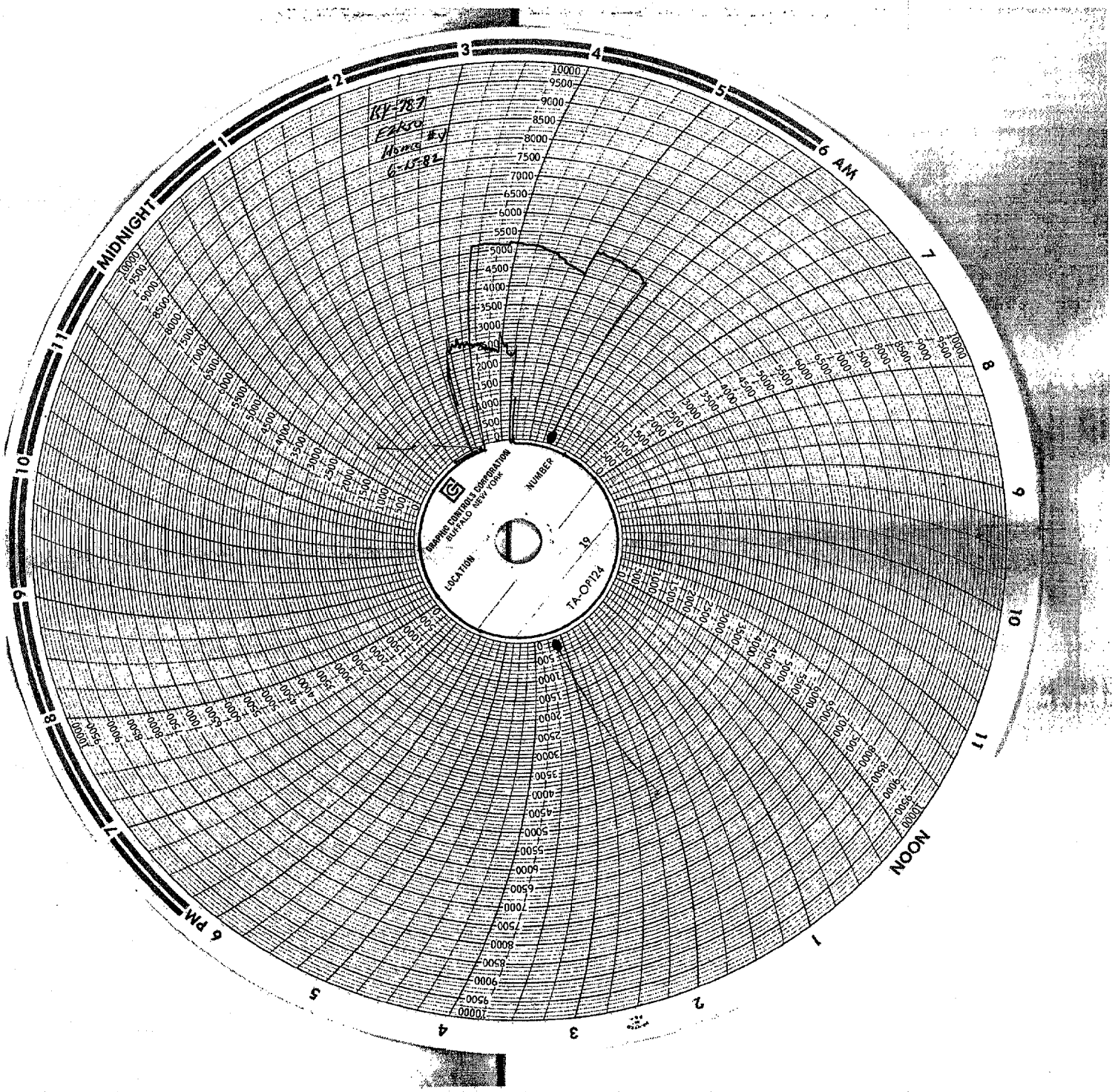

DUP050046496



DUP050046497

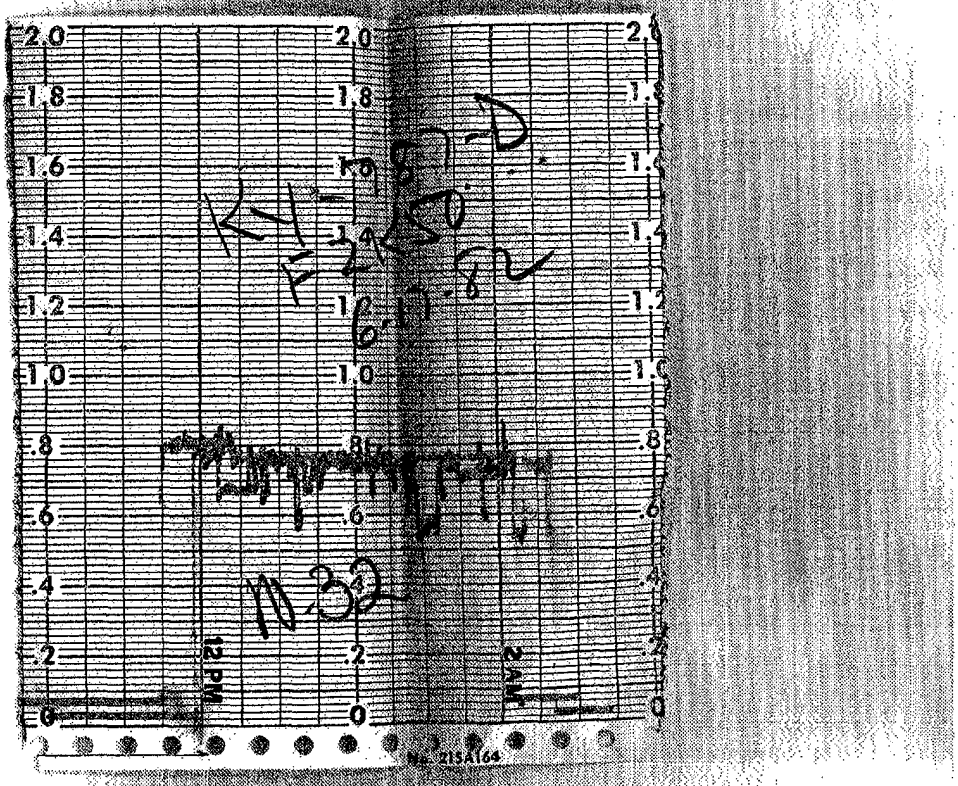

DUP050046498