ANNISTON MUD

STD - 0.535×10^{-9} g/ml calculated on peak @ 17.8 units.

Peak Height	
2 ml	6.3
3 ml	8.3
4 ml	11.4

Sample #	Log #	Injected	Dilution	Peak Ht.	$\times 10^{-9}$ g/ml	@ A-1254
OR127019-4	4	5 ml	500	13.1	4.45×0.535	3.68 ppm
OR127038-1	22	5 ml	125,000	4.3	1.27×0.535	210.6 ppm
OR127038-2	23	9 ml	1250	14.0	4.73×0.535	1.88 ppm

Dilution Scheme

OR127019-4 - Origin 250 ml → 5 → 10 ml

OR127019-1 - Origin 250 ml → 1 → 50 → 1 → 10

OR127019-2 - Origin 250 ml → 1 → 5

Calculation:

$$ppm = \frac{\text{ug/ml} \times \text{ml} \times 10^3 \text{ml/ml}}{\text{g of sample}}$$

Log # 4) $\dfrac{2.38 \times 10^{-3}}{5} \times \dfrac{500 \times 10^3}{64.65} = 3.68$ ppm (.476, 7.734)

22) $\dfrac{.679 \times 10^{-3}}{5} \times \dfrac{125 \times 10^6}{80.59} = .2106 \times 10^3$ ppm $= 210.6$ ppm (.1358, 1.551)

23) $\dfrac{2.53 \times 10^{-3}}{9} \times \dfrac{125 \times 10^4}{187.39} = .1877 \times 10^1$ ppm $= 1.88$ ppm (.281, .668)

K&E 10 X 10 TO ½ INCH 46 1322
7 X 10 INCHES
KEUFFEL & ESSER CO.

Aroclor 1254
Anniston Mud

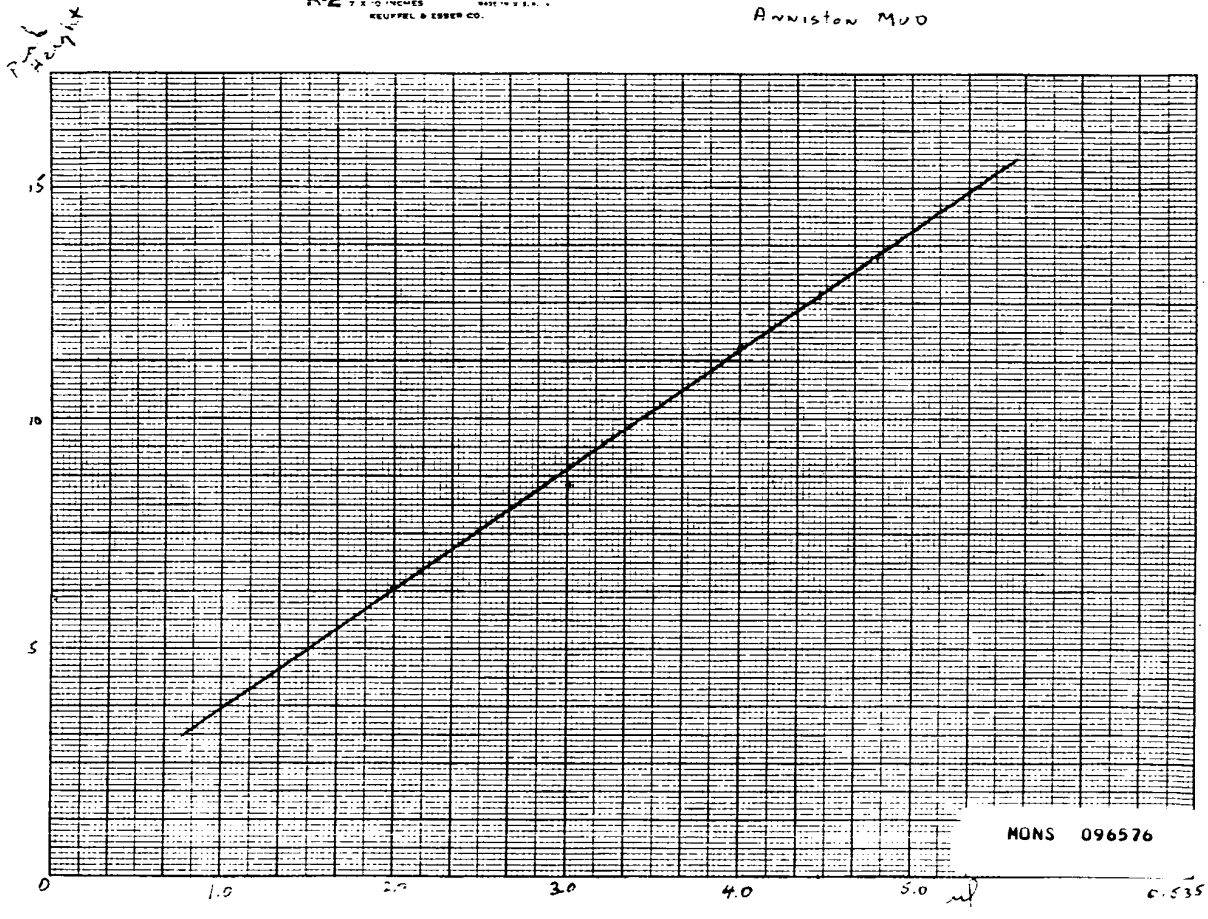

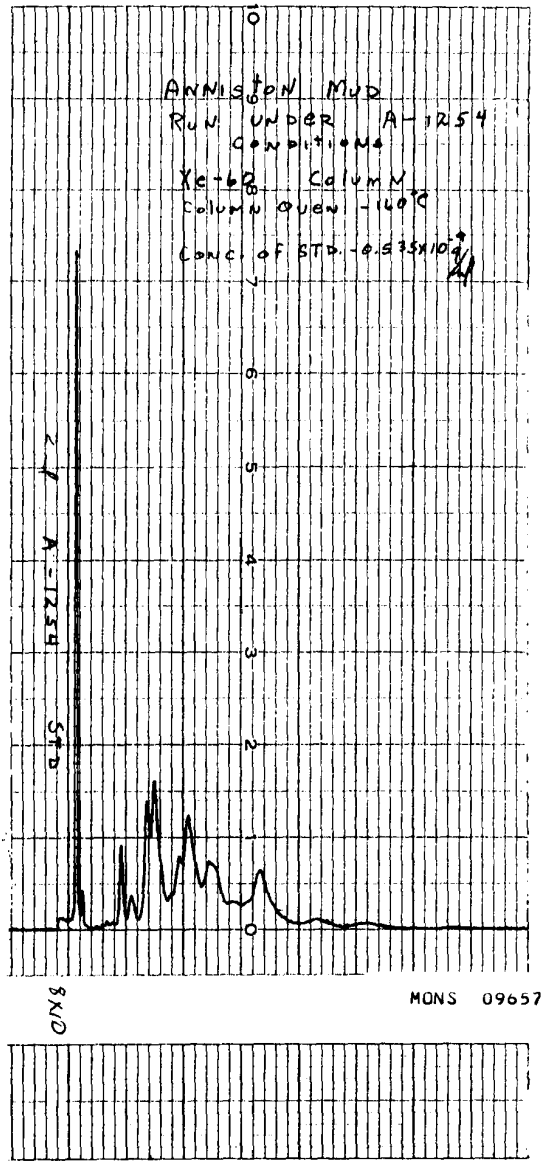
ANNISTON MUD
RUN UNDER A-1254
CONDITIONS
Xe-60 COLUMN
COLUMN OVEN -140°C
CONC. OF STD. -0.535x10⁻⁹ g/ml
A-1254 STD
8X10
0
1
2
3
4
5
6
7
8
9
10

MONS 096577

RECORDING CHARTS GRAPHIC CONTR

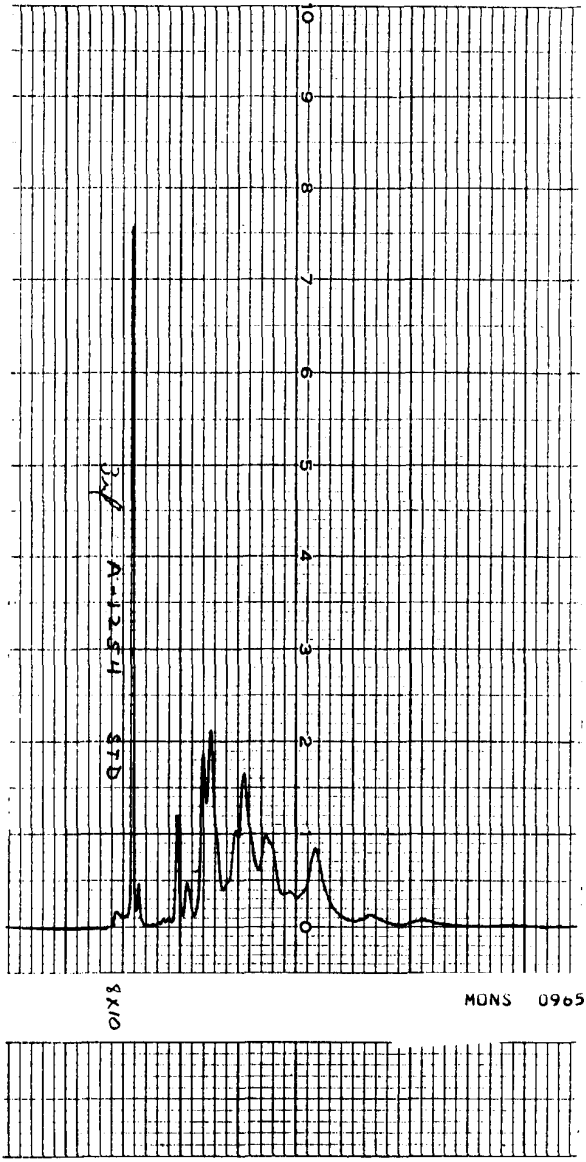

MONS 096578

PRINTED IN U.S.A.

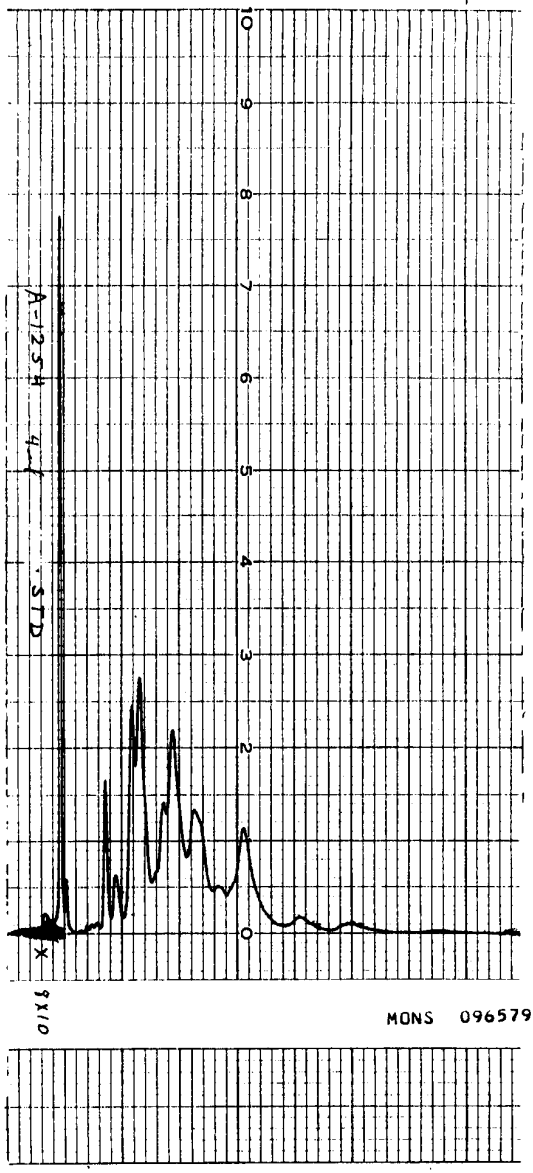

PRINTED IN U.S.A.

No. 9270-1072

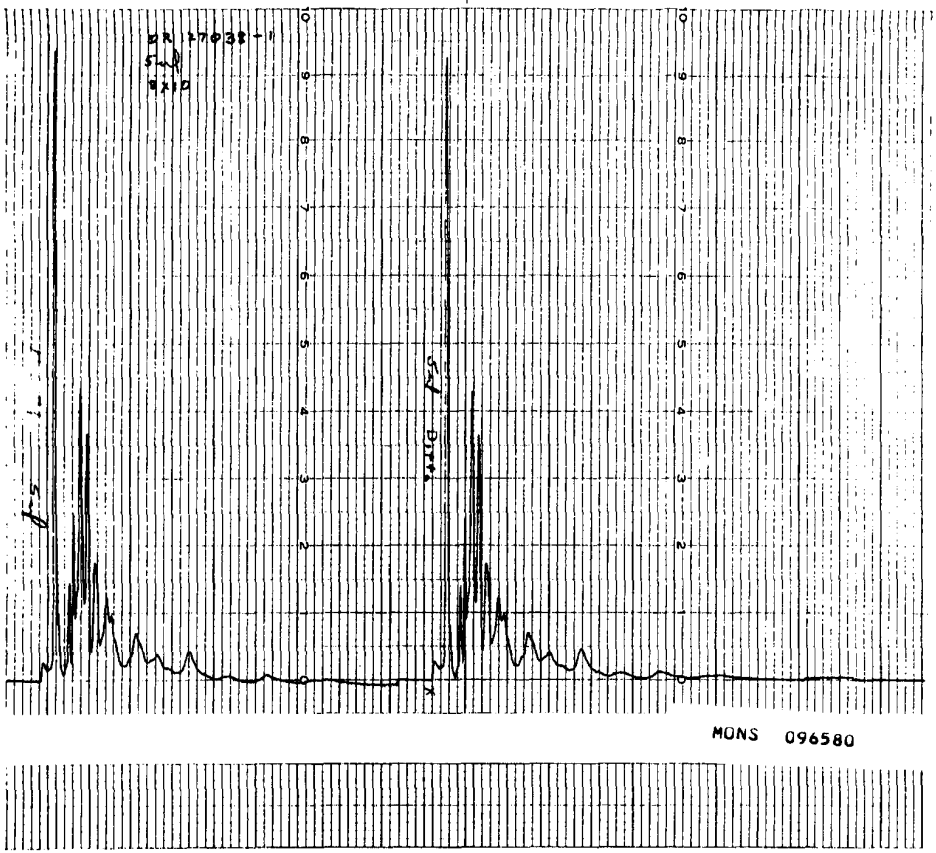

MONS 096580

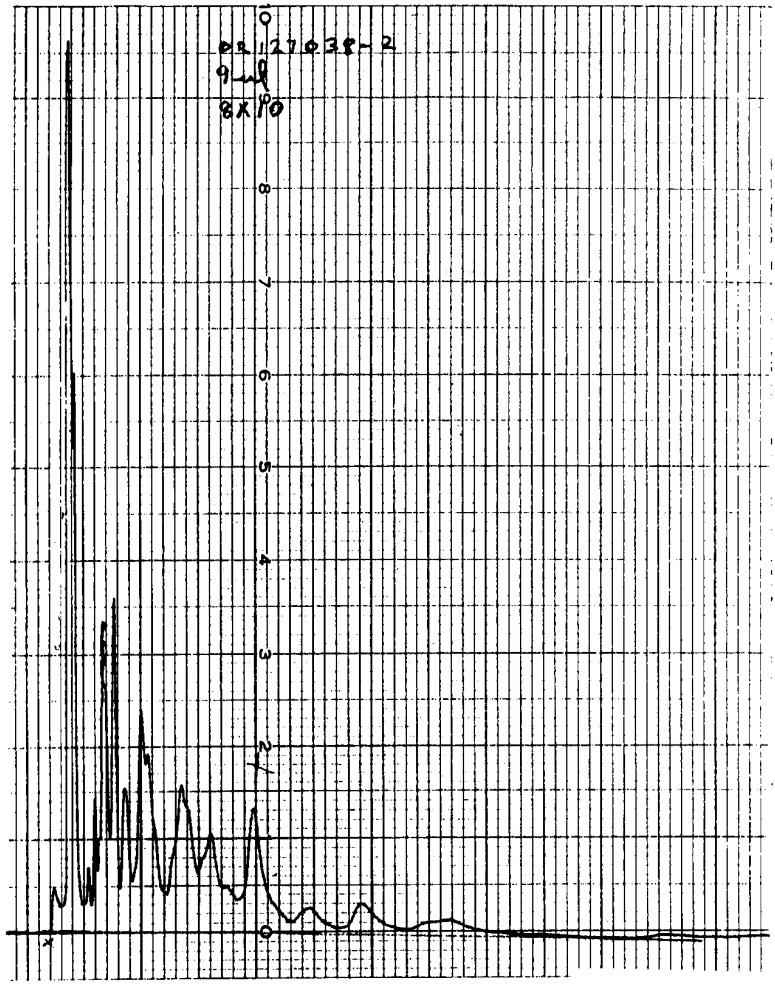

MONS 096581

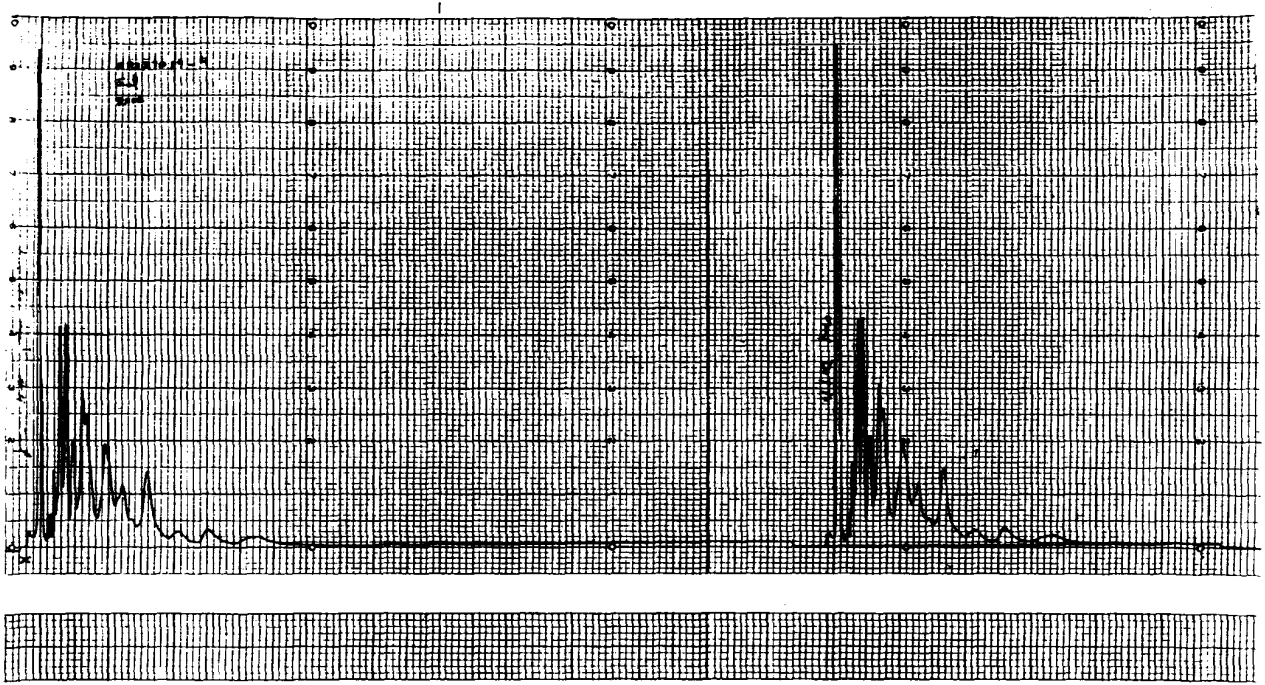

MONS 096582