PLAINTIFF'S EXHIBIT

ASI-1084

AMERICAN STANDARD

no. 5 Redflash

boiler

(formerly no. 5 Ideal Redflash boiler)

steam and water

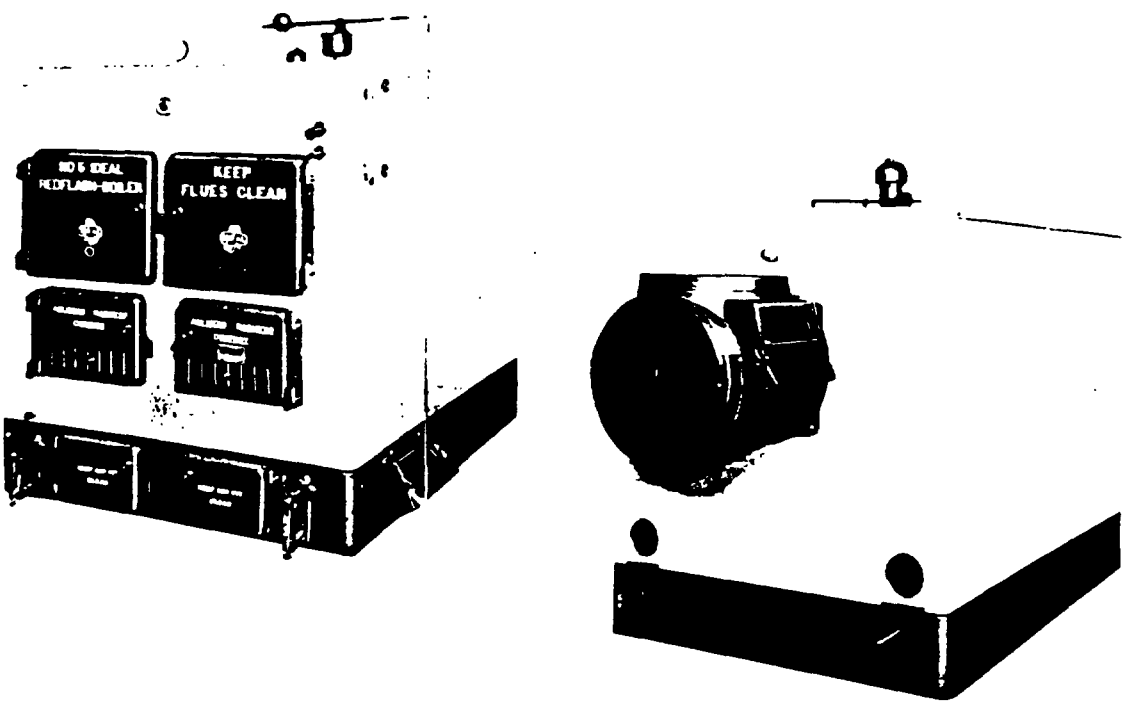

series 1B to 3B

hand fired	5-S-8 to 5-S-17 5-W-8 to 5-W-17
smokeless	5-S-9-S to 5-S-17-S 5-W-9-S to 5-W-17-S
oil fired	5-S-10-O to 5-S-17-O 5-W-10-O to 5-W-17-O
stoker fired	5-SC-8 to 5-SC-17 5-WC-8 to 5-WC-17

Cast iron repair parts for this boiler will be discontinued Dec. 31, 1976

11791

Repair part price for each part number is found at back of book.

cat. no.	description	part no.	series no.
1	cleanout door, L.H.	900	
2	cleanout door, R.H.	901	
3	cleanout door lining, R. or L.	902	
4	cleanout door hinge, R. or L.	933	
5	cleanout door catch	404	
6	fire door, L.H.	878	
7	fire door, R.H.	877	
8	fire door lining, R. or L.	881	
9	fire door hinge, L.H.	875	
10	fire door hinge, R.H.	876	
11	fire door catch, L.H.	934	
12	fire door catch, R.H.	740	
13	fire door slide damper	803	
14	ashpit door, L.H.	935	1B & 3B
15	ashpit door, R.H.	936	1B & 3B
16	ashpit door hinge, R. or L.	937	1B & 3B
17	ashpit door catch	724	1B & 3B
18	angle lever plate	335	1B & 3B
19	angle lever opening cover	776	3B
20	blank angle lever plate	336	1B & 3B
21	angle lever link	338	1B & 3B
22	angle lever	6629	1B & 3B
23	connecting arm catch	705	1B & 3B
24	shaker handle	3048	1B & 3B
25	front base panel – coal	909	1B & 3B
26	front base panel – oil	943	2B & 3B
27	front burner plate – oil – each	54294	2B & 3B
	base side panels, R.H. – open		
28	6 section – 6 and 10 section assembly	913	
29	7 section – 7, 11 and 14 section assembly	914	
30	8 section – 8, 12 and 15 section assembly	915	
31	9 section – 9, 13, 16 and 17 section assembly	916	
	base side panels, L.H. – closed		
32	6 section – 6 and 10 section assembly	917	
33	7 section – 7, 11 and 14 section assembly	918	
34	8 section – 8, 12 and 15 section assembly	919	
35	9 section – 9, 13, 16 and 17 section assembly	920	
	base side extensions		
36	1 section base side extensions	947	
37	2 section base side extensions	948	
38	4 section base side extensions used on 10, 11, 12 and 13 section assembly	921	
39	7 section base side extension 14, 15 and 16 section assemblies	922	
40	8 section base side extension 17 section assembly	942	
41	bridgewall base panel	938	1B & 3B
42	rear base panel	910	



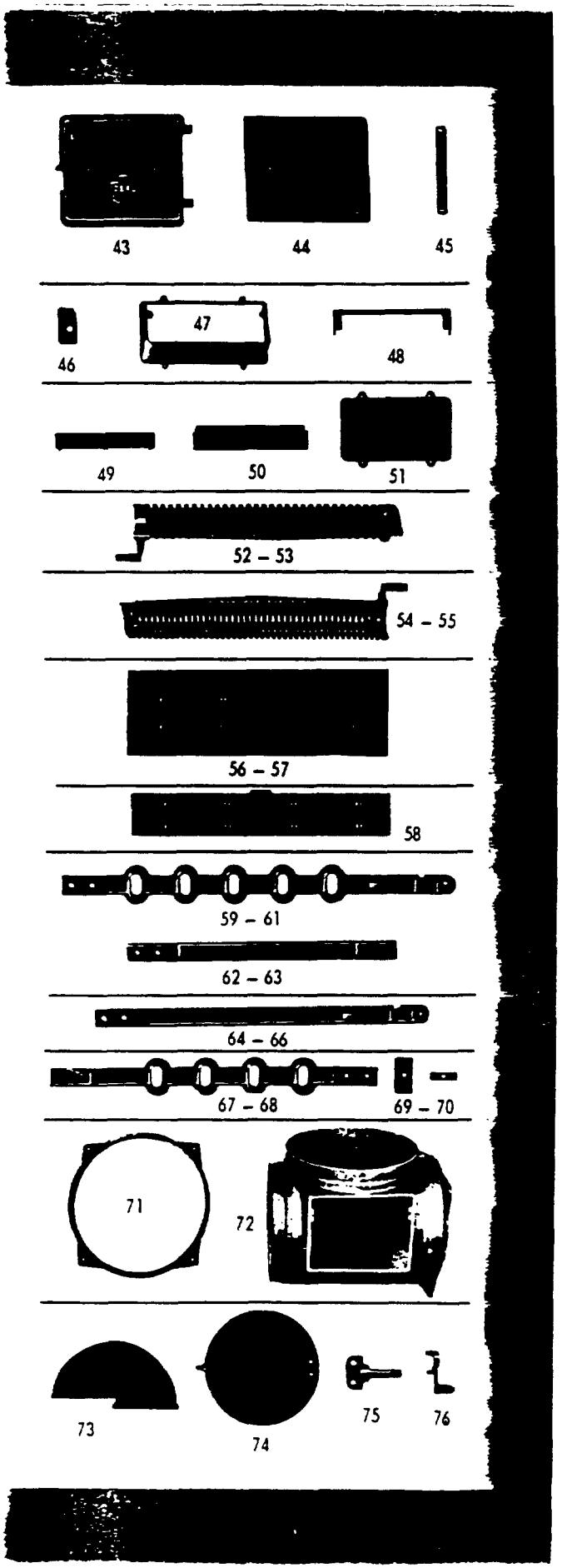

No. 5 Redflash boiler

note: parts used for 1B to 3B inclusive where series is not shown

cat. no.	description	part no.	series n
43	rear cleanout door	879	1B & 3B
44	rear cleanout door lining	777	1B & 3B
45	rear cleanout door hinge	876	1B & 3B
46	rear cleanout door catch	740	1B & 3B
47	draft pouch	865	1B & 3B
48	draft B. fly door frame	800	1B & 3B
49	draft B. fly door, inside half	801	1B & 3B
50	draft B. fly door, outside half	802	1B & 3B
51	draft opening cover plate – oil	883	2B & 3B
52	grate bar, L.H., pea coal, regular	911	1B & 3B
53	grate bar, R.H., pea coal, regular	912	1B & 3B
54	grate bar, L.H., buckwheat	951	1B & 3B
55	grate bar, R.H., buckwheat	950	1B & 3B
56	single dead plate	945	1B & 3B
57	double dead plate	946	1B & 3B
58	rear dead plate	944	1B & 3B
	grate connecting bars left front half		
59	3 link, 8 section	923	1B & 3B
60	4 link, 9, 10, 12, 13 and 14 section	924	1B & 3B
61	5 link, 11, 15, 16 and 17 section	925	1B & 3B
	grate connecting arms left rear half		
62	3 blank, 8, 9, and 12 section	926	1B & 3B
63	4 blank, 10, 11, 13, 14, 15, 16 and 17 section	927	1B & 3B
	grate connecting arms right front half		
64	3 blank, 8 section	928	1B & 3B
65	4 blank, 9, 10, 12, 13 and 14 section	929	1B & 3B
66	5 blank, 11, 15, 16 and 17 section	930	1B & 3B
	grate connecting bars right rear half		
67	3 link, 8, 9 and 12 section	931	1B & 3B
68	4 link, 10, 11, 13, 14, 15, 16 and 17 section	932	1B & 3B
69	connecting arm slot cover plate	3014	
70	connecting arm slot cover strap	3015	
71	smoke collar – oil and stoker	953	3B
72	smokehood	903	
73	smokehood cap, 2 pieces	949	
74	smokehood choke damper	908	
75	smokehood choke damper bearing	863	
76	smokehood damper lever	864	

Repair part price for each part number is found at back of book.

cat. no.	description	part no.	series no.
77	check B. fly door frame	904	
78	check B. fly door, inside half	905	
79	check B. fly door, outside half	906	
80	check B. fly door ratchet	907	
81	coil hole cover, complete	384	
†82	water seal, P-54	–	
83	water seal	1019	3B
84	auxiliary air frame	939	1B & 3B
85	auxiliary air door	940	1B & 3B
86	auxiliary air door hinge	941	1B & 3B
87	auxiliary air door ratchet	1199	1B & 3B
88	assembling nipple, 7" top	3082	
89	assembling nipple, 4" bottom	3077	
90	hand regulator bracket	1664	1B & 3B
91	hand regulator clamp	1663	1B & 3B
92	regulator clevis	1995	1B & 3B
93	regulator rod ¼" x 46" long, upper ¼" x 27¾" long, lower	6502	1B & 3B

sections

cat. no.	description	code letter	part no.	series no.
500	front – coal	F	4151	1B & 3B
501	front – oil	FO	4152	2B & 3B
502	front center connecting	FCX	4153	1B & 3B

†Not available (shown for identification purposes only) Substitute No. 1019.

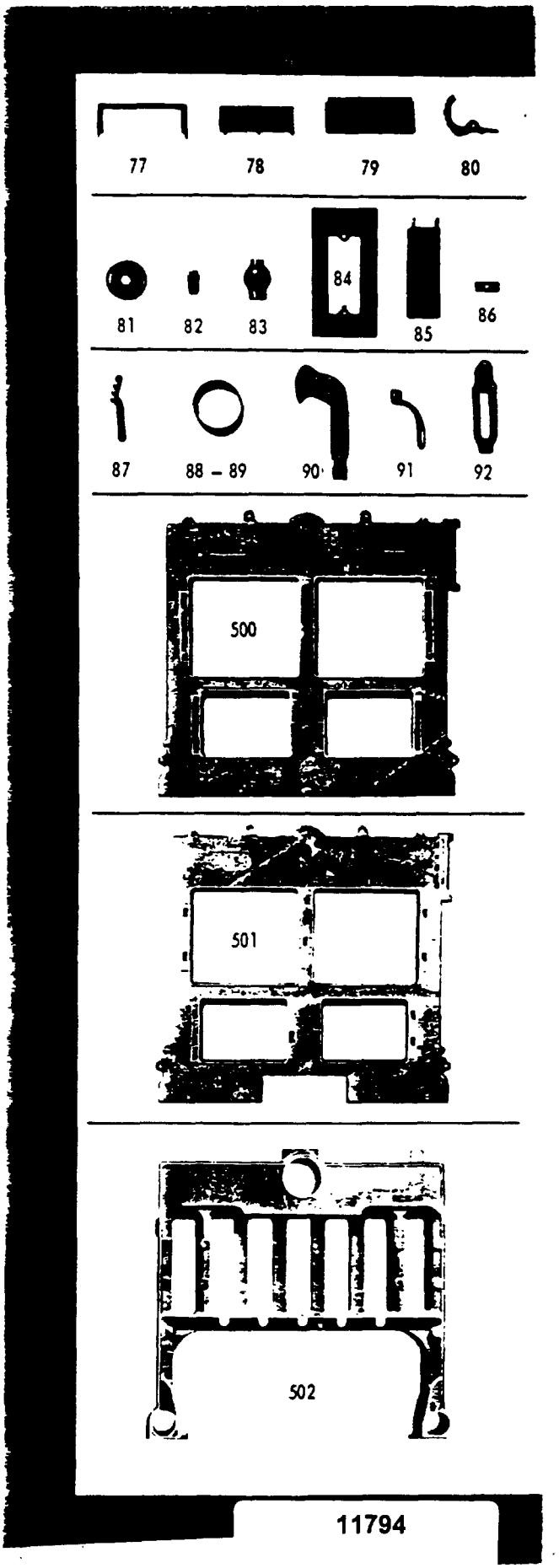

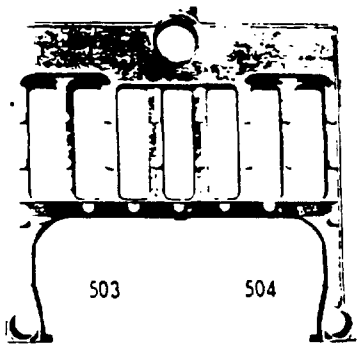

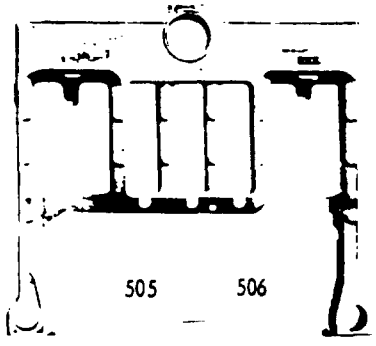

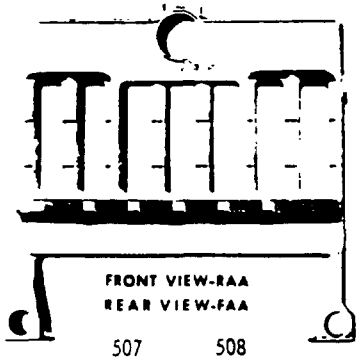

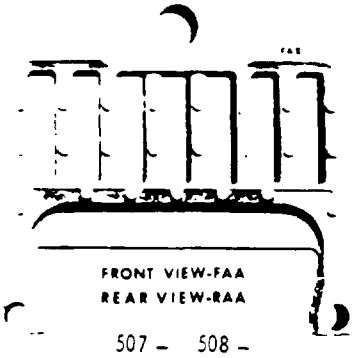

No. 5 Redflash boiler

note: parts used for 1B to 3B inclusive where series is not shown

cat. no.	description	code letter	part no.	series no
†503	center (less flow boss on head)	C	–	1B to 3B
504	center connecting (with flow boss on head)	CX	4154	1B to 3B
**505	rear center (less flow boss on head)	RC	–	1B to 3B
506	rear center connecting (with flow boss on head)	RCX	4161	1B to 3B
*507	front or rear auxiliary air (less flow boss on head)	FA or RA	–	1B & 3B
508	front or rear auxiliary air connecting (with flow boss on head)	FAX or RAX	4157	1B & 3B

†Not available (substitute no. 504 with flow tapping plugged)
*Not available (substitute no. 508 with flow opening plugged)
**Not available (substitute no. 506 with flow opening plugged)

No. 5 Redflash boiler

note: parts used for 1B to 3B inclusive where series is not shown

cat. no.	description	code letter	part no.	series no.
†509	rear auxiliary air uptake (less flow boss on head)	RU	–	1B & 3B
510	rear auxiliary air uptake connecting (with flow boss on head)	RUX	4159	1B & 3B
511	bridgewall	BW	4155	1B & 3B
512	back without cleanout door opening	B	4162	1B to 3B
513	back with cleanout door opening	BD	4163	1B to 3B

†Not available (substitute no. 510 with flow opening plugged)

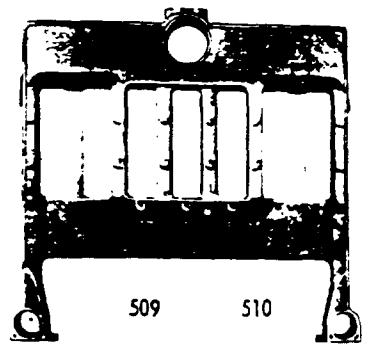







11796

Repair part price for each part number is found at back of book.