ONE GALLON

O'BRIEN'S

Satin finish

(A SEMI-GLOSS ENAMEL)

CONTAINS O'BRIEN'S EXCLUSIVE Alki-therm INSURES UNEQUALLED PERFORMANCE

BLACK

MANUFACTURED IN U. S. A. BY THE O'BRIEN CORPORATION • SOUTH BEND, INDIANA

SATIN FINISH

• This rich, eggshell finish is ideally suited for interior use on wood, metal, brick, plaster, wallboard, etc. and over any old painted surfaces that are in good condition. It combines the glare-free beauty of flat paint with the fullness and richness of enamel.

DIRECTIONS

"STIR THOROUGHLY BEFORE USE"

• *Before painting* — sandpaper all rough surfaces thoroughly. Fill all cracks and nail holes. Shake contents in the can well before opening and stir well after the can is opened. Apply Satin Finish to a clean, dry surface with a good,soft bristle brush.

• NEW PLASTER, CANVAS, AND WALLBOARD — Three coats are necessary for a good job. Apply one coat of Liquid Velvet Primer. Follow with a second coat of Liquid Velvet Primer tinted to approximate the finish color. Complete the job with a coat of Satin Finish.

• OLD PAINTED WALLS — If the walls are in bad condition, apply two coats — one coat of Liquid Velvet Primer tinted to approximate the finish color and one coat of Satin Finish. If the walls are in good, clean condition and the color is not to be radically changed, apply only one coat of Satin Finish.

• NEW WOOD — Three coats are required for a good job. First apply one coat of O'Brien's Double-Up Undercoat and follow with two coats of Satin Finish.

• PREVIOUSLY PAINTED WOOD, AND NEW METAL — Apply one or two coats of Satin Finish, whichever, is required for a satisfactory job.

REGISTERED
NO. 2513
DATE 11-14-57

49 TOC 001293

IMPORTANT - USE OF DEEP COLORS

The following directions should be adhered to for best results with Satin Finish Deep Colors. *New Plaster, Wallboard, Porous Surfaces* — apply three coats. One coat of O'Brien's "701" Clear Sealer; one coat of mixture consisting of equal parts "701" Sealer and Satin Finish of the finish color; one coat of Satin Finish. *New Wood Surfaces* — apply three coats. One coat of O'Brien's Double-Up Undercoat followed with two coats of Satin Finish. *Painted Plaster, Wood, Metal Surfaces In Good Condition* — apply one or two coats of Satin Finish, whichever is necessary for satisfactory job. *Special Note* — when painting over old painted surfaces of doubtful porosity, apply two coats of Satin Finish, thinning the first 25% with "701" Clear Sealer.

CONTAINS LOW ODOR THINNERS

WARNING! FLAMMABLE

KEEP AWAY FROM HEAT AND OPEN FLAME

CONTAINS LEAD OR OTHER COMPOUNDS HARMFUL IF EATEN

Do not apply on toys, furniture or interior surfaces which might be chewed by children. Use with adequate ventilation. Avoid breathing vapor or spray mist. Avoid prolonged contact with the skin. Wash thoroughly after handling and before eating or smoking. Keep container closed when not in use.

SATIN FINISH — BLACK

Pigment		15.55%
Carbon Black	27.54%	
Magnesium Carbonate	69.57%	
Zinc Stearate	2.89%	
		100.00%
Vehicle		84.45%
*Varnish	69.75%	
Xylol	3.83%	
Mineral Spirits & Drier	26.42%	
		100.00%
*Non-Volatile: Processed Linseed and China Wood Oil, Kauri Resin & Rosin Salts		44.16%
Volatile: Mineral Spirits & Turpentine		55.84%
		100.00%

THE O'BRIEN CORPORATION

SOUTH BEND, IND.. BALTIMORE, MD.
OKLA. CITY, OKLA. SAN FRANCISCO, CAL.
LOS ANGELES, CAL.

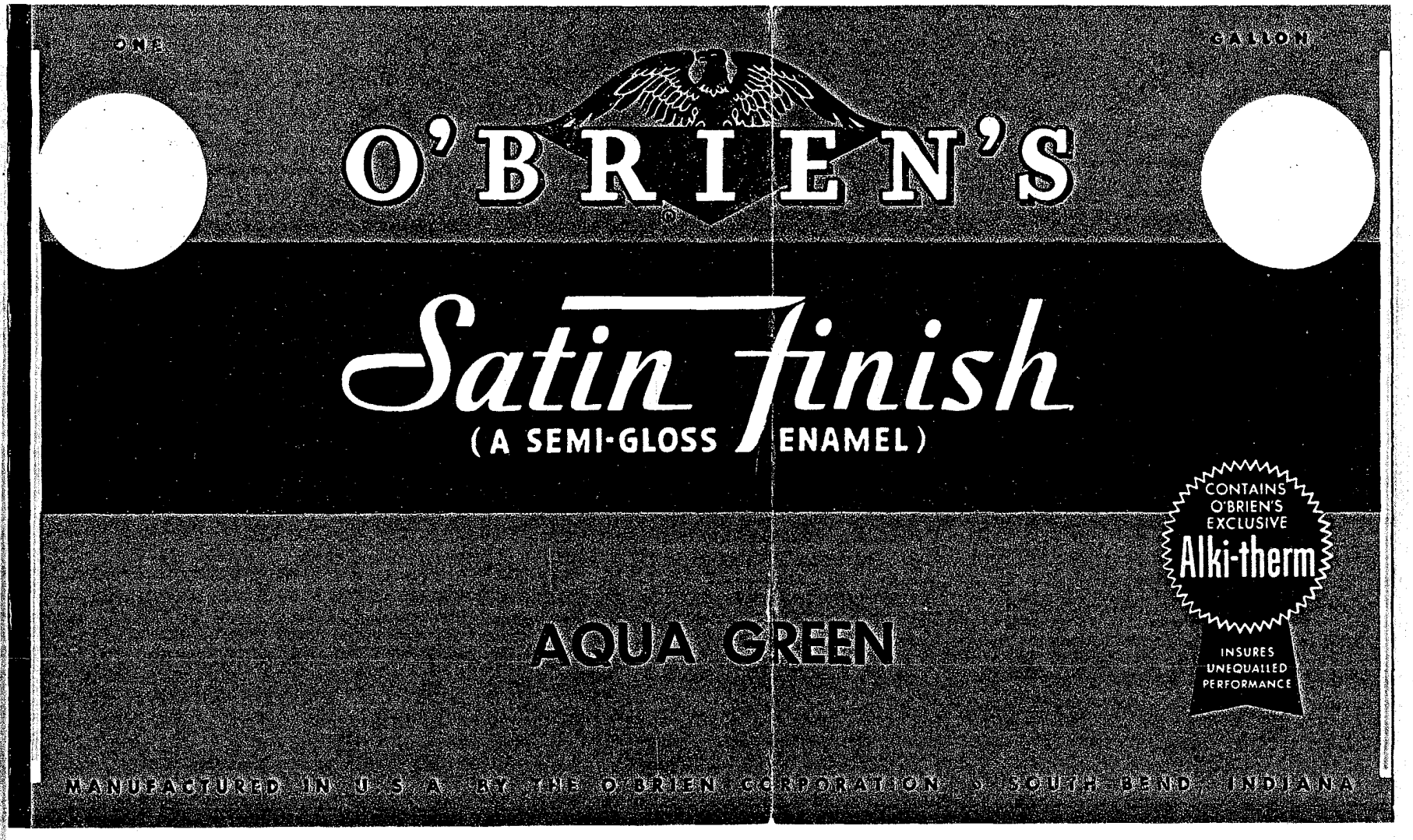

49 TOC 001294

SATIN FINISH

• This rich, eggshell finish is ideally suited for interior use on wood, metal, brick, plaster, wallboard, etc. and over any old painted surfaces that are in good condition. It combines the glare-free beauty of flat paint with the fullness and richness of enamel.

DIRECTIONS

"STIR THOROUGHLY BEFORE USE"

• *Before painting* — sandpaper all rough surfaces thoroughly. Fill all cracks and nail holes. Shake contents in the can well before opening and stir well after the can is opened. Apply Satin Finish to a clean, dry surface with a good,soft bristle brush.

• NEW PLASTER, CANVAS, AND WALLBOARD — Three coats are necessary for a good job. Apply one coat of Liquid Velvet Primer. Follow with a second coat of Liquid Velvet Primer tinted to approximate the finish color. Complete the job with a coat of Satin Finish.

• OLD PAINTED WALLS — If the walls are in bad condition, apply two coats — one coat of Liquid Velvet Primer tinted to approximate the finish color and one coat of Satin Finish. If the walls are in good, clean condition and the color is not to be radically changed, apply only one coat of Satin Finish.

• NEW WOOD — *Three coats are required for a* good job. First apply one coat of O'Brien's Double-Up Undercoat and follow with two coats of Satin Finish.

• PREVIOUSLY PAINTED WOOD, AND NEW METAL — Apply one or two coats of Satin Finish, whichever, is required for a satisfactory job.

REGISTERED
REGN. No. 2213
DATE 11-14-57

49 TOC 001295

IMPORTANT - USE OF DEEP COLORS

The following directions should be adhered to for best results with Satin Finish Deep Colors. *New Plaster, Wallboard, Porous Surfaces* — apply three coats. One coat of O'Brien's "701" Clear Sealer; one coat of mixture consisting of equal parts "701" Sealer and Satin Finish of the finish color; one coat of Satin Finish. *New Wood Surfaces* — apply three coats. One coat of O'Brien's Double-Up Undercoat followed with two coats of Satin Finish. *Painted Plaster, Wood, Metal Surfaces In Good Condition* — apply one or two coats of Satin Finish, whichever is necessary for satisfactory job. *Special Note* — when painting over old painted surfaces of doubtful porosity, apply two coats of Satin Finish, thinning the first 25% with "701" Clear Sealer.

CONTAINS LOW ODOR THINNERS

CAUTION! COMBUSTIBLE
KEEP AWAY FROM HEAT AND OPEN FLAME
CONTAINS LEAD OR OTHER COMPOUNDS HARMFUL IF EATEN
Do not apply on toys, furniture or interior surfaces which might be chewed by children. Use with adequate ventilation. Avoid breathing vapor or spray mist. Avoid prolonged contact with the skin. Wash thoroughly after handling and before eating or smoking. Keep container closed when not in use.

SATIN FINISH — TINT BASE

Pigment		46.77%
Titanium Calcium Pigment	48.21%	
Titanium Dioxide	18.83%	
Calcium Carbonate	32.96%	
		100.00%
Vehicle		53.23%
*Alkyd Resin Solution	71.79%	
**Varnish	16.97%	
Odorless Mineral Spirits & Driers	11.24%	
		100.00%
*Non-Volatiles: Soya Linseed Modified Alkyd Resin	37.62%	
Volatiles: Odorless Mineral Spirits	62.38%	
		100.00%
**Non-Volatiles: Heat Treated Fish, Linseed, and Thermalyzed Tung Oil	42.56%	
Volatile: Odorless Mineral Spirits	57.44%	
		100.00%

Less Than 5% Tinting Color Added

THE O'BRIEN CORPORATION

SOUTH BEND, IND. . BALTIMORE, MD.
OKLA. CITY, OKLA. SAN FRANCISCO, CAL.
LOS ANGELES, CAL.

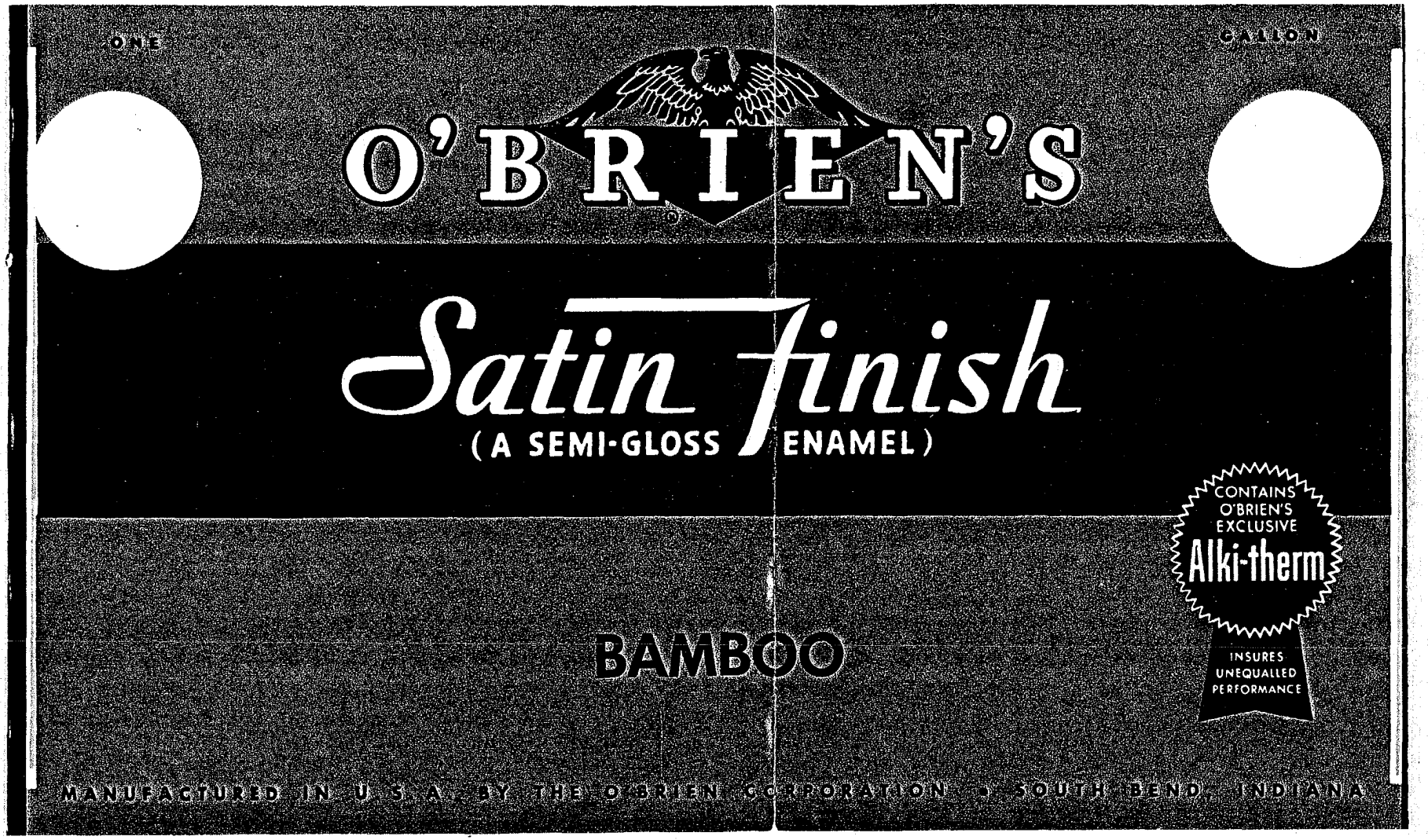

49 TOC 001296

SATIN FINISH

• This rich, eggshell finish is ideally suited for interior use on wood, metal, brick, plaster, wallboard, etc. and over any old painted surfaces that are in good condition. It combines the glare-free beauty of flat paint with the fullness and richness of enamel.

DIRECTIONS

"STIR THOROUGHLY BEFORE USE"

• *Before painting* — sandpaper all rough surfaces thoroughly. Fill all cracks and nail holes. Shake contents in the can well before opening and stir well after the can is opened. Apply Satin Finish to a clean, dry surface with a good,soft bristle brush.

• NEW PLASTER, CANVAS, AND WALLBOARD — Three coats are necessary for a good job. Apply one coat of Liquid Velvet Primer. Follow with a second coat of Liquid Velvet Primer tinted to approximate the finish color. Complete the job with a coat of Satin Finish.

• OLD PAINTED WALLS — If the walls are in bad condition, apply two coats — one coat of Liquid Velvet Primer tinted to approximate the finish color and one coat of Satin Finish. If the walls are in good, clean condition and the color is not to be radically changed, apply only one coat of Satin Finish.

• NEW WOOD — Three coats are required for a good job. First apply one coat of O'Brien's Double-Up Undercoat and follow with two coats of Satin Finish.

• PREVIOUSLY PAINTED WOOD, AND NEW METAL — Apply one or two coats of Satin Finish, whichever, is required for a satisfactory job.

REGISTERED
RECD. No. 7513
DATE 11-14-57

IMPORTANT - USE OF DEEP COLORS

The following directions should be adhered to for best results with Satin Finish Deep Colors. *New Plaster, Wallboard, Porous Surfaces* — apply three coats. One coat of O'Brien's "701" Clear Sealer; one coat of mixture consisting of equal parts "701" Sealer and Satin Finish of the finish color; one coat of Satin Finish. *New Wood Surfaces* — apply three coats. One coat of O'Brien's Double-Up Undercoat followed with two coats of Satin Finish. *Painted Plaster, Wood, Metal Surfaces In Good Condition* — apply one or two coats of Satin Finish, whichever is necessary for satisfactory job. *Special Note* — when painting over old painted surfaces of doubtful porosity, apply two coats of Satin Finish, thinning the first 25% with "701" Clear Sealer.

CONTAINS LOW ODOR THINNERS

CAUTION! COMBUSTIBLE
KEEP AWAY FROM HEAT AND OPEN FLAME
CONTAINS LEAD OR OTHER COMPOUNDS HARMFUL IF EATEN

Do not apply on toys, furniture or interior surfaces which might be chewed by children. Use with adequate ventilation. Avoid breathing vapor or spray mist. Avoid prolonged contact with the skin. Wash thoroughly after handling and before eating or smoking. Keep container closed when not in use.

SATIN FINISH — TINT BASE

Pigment	46.77%
Titanium Calcium Pigment	48.21%
Titanium Dioxide	18.83%
Calcium Carbonate	32.96%
	100.00%
Vehicle	53.23%
*Alkyd Resin Solution	71.79%
**Varnish	16.97%
Odorless Mineral Spirits & Driers	11.24%
	100.00%
*Non-Volatile: Soya Linseed Modified Alkyd Resin	37.62%
Volatile: Odorless Mineral Spirits	62.38%
	100.00%
**Non-Volatile: Heat Treated Fish, Linseed, and Thermolyzed Tung Oil	42.56%
Volatile: Odorless Mineral Spirits	57.44%
	100.00%

Less Than 5% Tinting Color Added

THE O'BRIEN CORPORATION

SOUTH BEND, IND. BALTIMORE, MD.
OKLA. CITY, OKLA. SAN FRANCISCO, CAL.
LOS ANGELES, CAL.

49 TOC 001297



49 TOC 001298

SATIN FINISH

• This rich, eggshell finish is ideally suited for interior use on wood, metal, brick, plaster, wallboard, etc. and over any old painted surfaces that are in good condition. It combines the glare-free beauty of flat paint with the fullness and richness of enamel.

DIRECTIONS

"STIR THOROUGHLY BEFORE USE"

• *Before painting* — sandpaper all rough surfaces thoroughly. Fill all cracks and nail holes. Shake contents in the can well before opening and stir well after the can is opened. Apply Satin Finish to a clean, dry surface with a good,soft bristle brush.

• NEW PLASTER, CANVAS, AND WALLBOARD — Three coats are necessary for a good job. Apply one coat of Liquid Velvet Primer. Follow with a second coat of Liquid Velvet Primer tinted to approximate the finish color. Complete the job with a coat of Satin Finish.

• OLD PAINTED WALLS — If the walls are in bad condition, apply two coats — one coat of Liquid Velvet Primer tinted to approximate the finish color and one coat of Satin Finish. If the walls are in good, clean condition and the color is not to be radically changed, apply only one coat of Satin Finish.

• NEW WOOD — Three coats are required for a good job. First apply one coat of O'Brien's Double-Up Undercoat and follow with two coats of Satin Finish.

• PREVIOUSLY PAINTED WOOD, AND NEW METAL — Apply one or two coats of Satin Finish, whichever, is required for a satisfactory job.

RECEIVED
REGT. No. 2/2
DATE 5-5-52

49 TOC 001299

IMPORTANT - USE OF DEEP COLORS

The following directions should be adhered to for best results with Satin Finish Deep Colors. *New Plaster, Wallboard, Porous Surfaces* — apply three coats. One coat of O'Brien's "701" Clear Sealer; one coat of mixture consisting of equal parts "701" Sealer and Satin Finish of the finish color; one coat of Satin Finish. *New Wood Surfaces* — apply three coats. One coat of O'Brien's Double-Up Undercoat followed with two coats of Satin Finish. *Painted Plaster, Wood, Metal Surfaces In Good Condition* — apply one or two coats of Satin Finish, whichever is necessary for satisfactory job. *Special Note* — when painting over old painted surfaces of doubtful porosity, apply two coats of Satin Finish, thinning the first 25% with "701" Clear Sealer.

CONTAINS LOW ODOR THINNERS

CAUTION! COMBUSTIBLE
KEEP AWAY FROM HEAT AND OPEN FLAME
CONTAINS LEAD OR OTHER COMPOUNDS HARMFUL IF EATEN
Do not apply on toys, furniture or interior surfaces which might be chewed by children. Use with adequate ventilation. Avoid breathing vapor or spray mist. Avoid prolonged contact with the skin. Wash thoroughly after handling and before eating or smoking. Keep container closed when not in use.

SATIN FINISH — TINT BASE

Pigment		46.77%
Titanium Calcium Pigment	48.21%	
Titanium Dioxide	18.83%	
Calcium Carbonate	32.96%	
	100.00%	
Vehicle		53.23%
*Alkyd Resin Solution	71.79%	
**Varnish	16.97%	
Odorless Mineral Spirits & Driers	11.24%	
	100.00%	
*Non-Volatile:		
Soya Linseed Modified Alkyd Resin	37.62%	
Volatile:		
Odorless Mineral Spirits	62.38%	
	100.00%	
**Non-Volatile:		
Heat Treated Fish, Linseed, and Thermolyzed Tung Oil	42.56%	
Volatile:		
Odorless Mineral Spirits	57.44%	
	100.00%	

Less Than 5% Tinting Color Added

THE O'BRIEN CORPORATION

SOUTH BEND, IND. — BALTIMORE, MD.
OKLA. CITY, OKLA. — SAN FRANCISCO, CAL.
LOS ANGELES, CAL.



49 TOC 001300

SATIN FINISH

• *This rich, eggshell finish is ideally suited for interior* use on wood, metal, brick, plaster, wallboard, etc. and over any old painted surfaces that are in good condition. It combines the glare-free beauty of flat paint with the fullness and richness of enamel.

DIRECTIONS

"STIR THOROUGHLY BEFORE USE"

• *Before painting* — sandpaper all rough surfaces thoroughly. Fill all cracks and nail holes. Shake contents in the can well before opening and stir well after the can is opened. Apply Satin Finish to a clean, dry surface with a good,soft bristle brush.

• NEW PLASTER, CANVAS, AND WALLBOARD — Three coats are necessary for a good job. Apply one coat of Liquid Velvet Primer. Follow with a second coat of Liquid Velvet Primer tinted to approximate the finish color. Complete the job with a coat of Satin Finish.

• OLD PAINTED WALLS — If the walls are in bad condition, apply two coats — one coat of Liquid Velvet Primer tinted to approximate the finish color and one coat of Satin Finish. If the walls are in good, clean condition and the color is not to be radically changed, apply only one coat of Satin Finish.

• NEW WOOD — Three coats are required for a good job. First apply one coat of O'Brien's Double-Up Undercoat and follow with two coats of Satin Finish.

• *PREVIOUSLY PAINTED WOOD, AND NEW METAL* — Apply one or two coats of Satin Finish, whichever, is required for a satisfactory job.

REGISTERED
REGN. No. 15-19
DATE 11-24-52

49 TOC 001301

IMPORTANT - USE OF DEEP COLORS

The following directions should be adhered to for best results with Satin Finish Deep Colors. *New Plaster, Wallboard, Porous Surfaces* — apply three coats. One coat of O'Brien's "701" Clear Sealer; one coat of mixture consisting of *equal parts "701" Sealer and* Satin Finish of the finish color; one coat of Satin Finish. *New Wood Surfaces* — apply three coats. One coat of *O'Brien's Double-Up Undercoat* followed with two coats of Satin Finish. *Painted Plaster, Wood, Metal Surfaces In Good Condition* — apply one or two coats of Satin Finish, whichever is necessary for satisfactory job. *Special Note* — when painting over old painted surfaces of doubtful porosity, apply two coats of Satin Finish, thinning the first 25% with "701" Clear Sealer.

CONTAINS LOW ODOR THINNERS

CAUTION! COMBUSTIBLE
KEEP AWAY FROM HEAT AND OPEN FLAME
CONTAINS LEAD OR OTHER COMPOUNDS HARMFUL IF EATEN
Do not apply on toys, furniture or interior surfaces which might be chewed by children. Use with adequate ventilation. Avoid breathing vapor or spray mist. Avoid prolonged contact with the skin. Wash thoroughly after handling and before eating or smoking. Keep container closed when not in use.

SATIN FINISH — TINT BASE

Pigment		46.77%
Titanium Calcium Pigment	48.21%	
Titanium Dioxide	18.83%	
Calcium Carbonate	32.96%	
		100.00%
Vehicle		53.23%
*Alkyd Resin Solution	71.79%	
**Varnish	16.97%	
Odorless Mineral Spirits & Driers	11.24%	
		100.00%
*Non-Volatile: Soya Linseed Modified Alkyd Resin	37.62%	
Volatile: Odorless Mineral Spirits	62.38%	
		100.00%
**Non-Volatile: Heat Treated Fish, Linseed, and Thermolyzed Tung Oil	42.56%	
Volatile: Odorless Mineral Spirits	57.44%	
		100.00%

Less Than 5% Tinting Color Added

THE O'BRIEN CORPORATION

SOUTH BEND, IND. . BALTIMORE, MD.
OKLA. CITY, OKLA. SAN FRANCISCO, CAL.
LOS ANGELES, CAL.

ONE

O'BRIEN'S

Satin finish

(A SEMI-GLOSS ENAMEL)

CRYSTAL GRAY

MANUFACTURED IN U.S.A. BY THE O'BRIEN CORPORATION OF SOUTH

49 TOC 001302

SATIN FINISH

• This rich, eggshell finish is ideally suited for interior use on wood, metal, brick, plaster, wallboard, etc. and over any old painted surfaces that are in good condition. It combines the glare-free beauty of flat paint with the fullness and richness of enamel.

DIRECTIONS

"STIR THOROUGHLY BEFORE USE"

• *Before painting* — sandpaper all rough surfaces thoroughly. Fill all cracks and nail holes. Shake contents in the can well before opening and stir well after the can is opened. Apply Satin Finish to a clean, dry surface with a good,soft bristle brush.

• NEW PLASTER, CANVAS, AND WALLBOARD — Three coats are necessary for a good job. Apply one coat of Liquid Velvet Primer. Follow with a second coat of Liquid Velvet Primer tinted to approximate the finish color. Complete the job with a coat of Satin Finish.

• OLD PAINTED WALLS — If the walls are in bad condition, apply two coats — one coat of Liquid Velvet Primer tinted to approximate the finish color and one coat of Satin Finish. If the walls are in good, clean condition and the color is not to be radically changed, apply only one coat of Satin Finish.

• NEW WOOD — Three coats are required for a good job. First apply one coat of O'Brien's Double-Up Undercoat and follow with two coats of Satin Finish.

• PREVIOUSLY PAINTED WOOD, AND NEW METAL — Apply one or two coats of Satin Finish, whichever, is required for a satisfactory job.

REGISTERED
REG'N. No. 7513
DATE 11-14-57

IMPORTANT - USE OF DEEP COLORS

The following directions should be adhered to for best results with Satin Finish Deep Colors. *New Plaster, Wallboard, Porous Surfaces* — apply three coats. One coat of O'Brien's "701" Clear Sealer; one coat of mixture consisting of equal parts "701" Sealer and Satin Finish of the finish color; one coat of Satin Finish. *New Wood Surfaces* — apply three coats. One coat of O'Brien's Double-Up Undercoat followed with two coats of Satin Finish. *Painted Plaster, Wood, Metal Surfaces In Good Condition* — apply one or two coats of Satin Finish, whichever is necessary for satisfactory job. *Special Note* — when painting over old painted surfaces of doubtful porosity, apply two coats of Satin Finish, thinning the first 25% with "701" Clear Sealer.

CONTAINS LOW ODOR THINNERS

CAUTION! COMBUSTIBLE
KEEP AWAY FROM HEAT AND OPEN FLAME
CONTAINS LEAD OR OTHER COMPOUNDS HARMFUL IF EATEN
Do not apply on toys, furniture or interior surfaces which might be chewed by children. Use with adequate ventilation. Avoid breathing vapor or spray mist. Avoid prolonged contact with the skin. Wash thoroughly after handling and before eating or smoking. Keep container closed when not in use.

SATIN FINISH — TINT BASE

Pigment	46.77%
Titanium Calcium Pigment	48.21%
Titanium Dioxide	18.83%
Calcium Carbonate	32.96%
	100.00%
Vehicle	53.23%
*Alkyd Resin Solution	71.79%
**Varnish	16.97%
Odorless Mineral Spirits & Driers	11.24%
	100.00%
*Non-Volatile: Soya Linseed Modified Alkyd Resin	37.62%
Volatile: Odorless Mineral Spirits	62.38%
	100.00%
**Non-Volatile: Heat Treated Fish, Linseed, and Thermolyzed Tung Oil	42.56%
Volatile: Odorless Mineral Spirits	57.44%
	100.00%

Less Than 5% Tinting Color Added

THE O'BRIEN CORPORATION
SOUTH BEND, IND. BALTIMORE, MD.
OKLA. CITY, OKLA. SAN FRANCISCO, CAL.
LOS ANGELES, CAL.

49 TOC 001303



49 TOC 001304

SATIN FINISH

• This rich, eggshell finish is ideally suited for interior use on wood, metal, brick, plaster, wallboard, etc. and over any old painted surfaces that are in good condition. It combines the glare-free beauty of flat paint with the fullness and richness of enamel.

DIRECTIONS

"STIR THOROUGHLY BEFORE USE"

• *Before painting* — sandpaper all rough surfaces thoroughly. Fill all cracks and nail holes. Shake contents in the can well before opening and stir well after the can is opened. Apply Satin Finish to a clean, dry surface with a good,soft bristle brush.

• NEW PLASTER, CANVAS, AND WALLBOARD — Three coats are necessary for a good job. Apply one coat of *Liquid Velvet Primer. Follow with a second* coat of Liquid Velvet Primer tinted to approximate the finish color. Complete the job with a coat of Satin Finish.

• OLD PAINTED WALLS — If the walls are in bad condition, apply two coats — one coat of Liquid Velvet Primer tinted to approximate the finish color and one coat of Satin Finish. If the walls are in good, clean condition and the color is not to be radically changed, apply only one coat of Satin Finish.

• NEW WOOD — Three coats are required for a good job. First apply one coat of O'Brien's Double-Up Undercoat and follow with two coats of Satin Finish.

• PREVIOUSLY PAINTED WOOD, AND NEW METAL — Apply one or two coats of Satin Finish, whichever, is required for a satisfactory job.

REGISTERED
REGN. No. 735/5
DATE 11-14-57

49 TOC 001305

IMPORTANT - USE OF DEEP COLORS

The following directions should be adhered to for best results with Satin Finish Deep Colors. *New Plaster, Wallboard, Porous Surfaces* — apply three coats. One coat of O'Brien's "701" Clear Sealer; one coat of mixture consisting of equal parts "701" Sealer and Satin Finish of the finish color; one coat of Satin Finish. *New Wood Surfaces* — apply three coats. One coat of O'Brien's Double-Up Undercoat followed with two coats of Satin Finish. *Painted Plaster, Wood, Metal Surfaces In Good Condition* — apply one or two coats of Satin Finish, whichever is necessary for satisfactory job. *Special Note* — when painting over old painted surfaces of doubtful porosity, apply two coats of Satin Finish, thinning the first 25% with "701" Clear Sealer.

CONTAINS LOW ODOR THINNERS

CAUTION! COMBUSTIBLE
KEEP AWAY FROM HEAT AND OPEN FLAME
CONTAINS LEAD OR OTHER COMPOUNDS HARMFUL IF EATEN
Do not apply on toys, furniture or interior surfaces which might be chewed by children. Use with adequate ventilation. Avoid breathing vapor or spray mist. Avoid prolonged contact with the skin. Wash thoroughly after handling and before eating or smoking. Keep container closed when not in use.

SATIN FINISH — TINT BASE

Pigment	46.27%
Titanium Calcium Pigment	48.21%
Titanium Dioxide	18.83%
Calcium Carbonate	32.96%
	100.00%
Vehicle	53.23%
*Alkyd Resin Solution	71.79%
**Varnish	16.99%
Odorless Mineral Spirits & Driers	11.24%
	100.00%
*Non-Volatile:	
Soya Linseed Modified Alkyd Resin	37.62%
Volatile:	
Odorless Mineral Spirits	62.38%
	100.00%
**Non-Volatile:	
Heat Treated Fish, Linseed, and Thermolyzed Tung Oil	42.56%
Volatile:	
Odorless Mineral Spirits	57.44%
	100.00%

Less Than 5% Tinting Color Added

THE O'BRIEN CORPORATION

SOUTH BEND, IND. BALTIMORE, MD.
OKLA. CITY, OKLA. SAN FRANCISCO, CAL.
LOS ANGELES, CAL.

ONE GALLON
O'BRIEN'S
Satin finish
(A SEMI-GLOSS ENAMEL)
CONTAINS O'BRIEN'S EXCLUSIVE Alki-therm
INSURES UNEQUALLED PERFORMANCE
CINNAMON SAND
MANUFACTURED IN U.S.A. BY THE O'BRIEN CORPORATION, SOUTH BEND, INDIANA

SATIN FINISH

• This rich, eggshell finish is ideally suited for interior use on wood, metal, brick, plaster, wallboard, etc. and over any old painted surfaces that are in good condition. It combines the glare-free beauty of flat paint with the fullness and richness of enamel.

DIRECTIONS

"STIR THOROUGHLY BEFORE USE"

• *Before painting* — sandpaper all rough surfaces thoroughly. Fill all cracks and nail holes. Shake contents in the can well before opening and stir well after the can is opened. Apply Satin Finish to a clean, dry surface with a good,soft bristle brush.

• NEW PLASTER, CANVAS, AND WALLBOARD — Three coats are necessary for a good job. Apply one coat of Liquid Velvet Primer. Follow with a second coat of Liquid Velvet Primer tinted to approximate the finish color. Complete the job with a coat of Satin Finish.

• OLD PAINTED WALLS — If the walls are in bad condition, apply two coats — one coat of Liquid Velvet *Primer tinted to approximate the finish color and one* coat of Satin Finish. If the walls are in good, clean condition and the color is not to be radically changed, apply only one coat of Satin Finish.

• NEW WOOD — Three coats are required for a good job. First apply one coat of O'Brien's Double-Up Undercoat and follow with two coats of Satin Finish.

• PREVIOUSLY PAINTED WOOD, AND NEW METAL — Apply one or two coats of Satin Finish, whichever, is required for a satisfactory job.

REGISTERED
REGN. No. 25/3-
DATE 11-14-57

49 TOC 001307

IMPORTANT - USE OF DEEP COLORS

The following directions should be adhered to for best results with Satin Finish Deep Colors. *New Plaster, Wallboard, Porous Surfaces* — apply three coats. One coat of O'Brien's "701" Clear Sealer; one coat of mixture consisting of equal parts "701" Sealer and Satin Finish of the finish color; one coat of Satin Finish. *New Wood Surfaces* — apply three coats. One coat of O'Brien's Double-Up Undercoat followed with two coats of Satin Finish. *Painted Plaster, Wood, Metal Surfaces In Good Condition* — apply one or two coats of Satin Finish, whichever is necessary for satisfactory job. *Special Note* — when painting over old painted surfaces of doubtful porosity, apply two coats of Satin Finish, thinning the first 25% with "701" Clear Sealer.

CONTAINS LOW ODOR THINNERS

CAUTION! COMBUSTIBLE
KEEP AWAY FROM HEAT AND OPEN FLAME
CONTAINS LEAD OR OTHER COMPOUNDS HARMFUL IF EATEN
Do not apply on toys, furniture or interior surfaces which might be chewed by children. Use with adequate ventilation. Avoid breathing vapor or spray mist. Avoid prolonged contact with the skin. Wash thoroughly after handling and before eating or smoking. Keep container closed when not in use.

SATIN FINISH — TINT BASE

Pigment	46.27%
Titanium Calcium Pigment	48.21%
Titanium Dioxide	18.83%
Calcium Carbonate	32.96%
	100.00%
Vehicle	53.23%
*Alkyd Resin Solution	71.79%
**Varnish	16.97%
Odorless Mineral Spirits & Driers	11.24%
	100.00%
*Non-Volatile: Soya Linseed Modified Alkyd Resin	37.62%
Volatile: Odorless Mineral Spirits	62.38%
	100.00%
**Non-Volatile: Heat Treated Fish, Linseed, and Thermo-lyzed Tung Oil	42.56%
Volatile: Odorless Mineral Spirits	57.44%
	100.00%

Less Than 5% Tinting Color Added

THE O'BRIEN CORPORATION

SOUTH BEND, IND. — BALTIMORE, MD.
OKLA. CITY, OKLA. — SAN FRANCISCO, CAL.
LOS ANGELES, CAL.



49 TOC 001308

SATIN FINISH

• This rich, eggshell finish is ideally suited for interior use on wood, metal, brick, plaster, wallboard, etc. and over any old painted surfaces that are in good condition. It combines the glare-free beauty of flat paint with the fullness and richness of enamel.

DIRECTIONS

"STIR THOROUGHLY BEFORE USE"

• *Before painting* — sandpaper all rough surfaces thoroughly. Fill all cracks and nail holes. Shake contents in the can well before opening and stir well after the can is opened. Apply Satin Finish to a clean, dry surface with a good,soft bristle brush.

• NEW PLASTER, CANVAS, AND WALLBOARD — Three coats are necessary for a good job. Apply one coat of Liquid Velvet Primer. Follow with a second coat of Liquid Velvet Primer tinted to approximate the finish color. Complete the job with a coat of Satin Finish.

• OLD PAINTED WALLS — If the walls are in bad condition, apply two coats — one coat of Liquid Velvet Primer tinted to approximate the finish color and one coat of Satin Finish. If the walls are in good, clean condition and the color is not to be radically changed, apply only one coat of Satin Finish.

• NEW WOOD — Three coats are required for a good job. First apply one coat of O'Brien's Double-Up Undercoat and follow with two coats of Satin Finish.

• PREVIOUSLY PAINTED WOOD, AND NEW METAL — Apply one or two coats of Satin Finish, whichever, is required for a satisfactory job.

REGISTERED
REGN. No. 7515
DATE 11-14-57

49 TOC 001309

IMPORTANT - USE OF DEEP COLORS

The following directions should be adhered to for best results with Satin Finish Deep Colors. *New Plaster, Wallboard, Porous Surfaces* — apply three coats. One coat of O'Brien's "701" Clear Sealer; one coat of mixture consisting of equal parts "701" Sealer and Satin Finish of the finish color; one coat of Satin Finish. *New Wood Surfaces* — apply three coats. One coat of O'Brien's Double-Up Undercoat followed with two coats of Satin Finish. *Painted Plaster, Wood, Metal Surfaces In Good Condition* — apply one or two coats of Satin Finish, whichever is necessary for satisfactory job. *Special Note* — when painting over old painted surfaces of doubtful porosity, apply two coats of Satin Finish, thinning the first 25% with "701" Clear Sealer.

CONTAINS LOW ODOR THINNERS

CAUTION! COMBUSTIBLE
KEEP AWAY FROM HEAT AND OPEN FLAME
CONTAINS LEAD OR OTHER COMPOUNDS HARMFUL IF EATEN
Do not apply on toys, furniture or interior surfaces which might be chewed by children. Use with adequate ventilation. Avoid breathing vapor or spray mist. Avoid prolonged contact with the skin. Wash thoroughly after handling and before eating or smoking. Keep container closed when not in use.

SATIN FINISH — TINT BASE

Pigment	46.77%
Titanium Calcium Pigment	48.21%
Titanium Dioxide	18.83%
Calcium Carbonate	32.96%
	100.00%
Vehicle	53.23%
*Alkyd Resin Solution	71.79%
**Varnish	16.97%
Odorless Mineral Spirits & Driers	11.24%
	100.00%
*Non-Volatile: Soya Linseed Modified Alkyd Resin	37.62%
Volatile: Odorless Mineral Spirits	62.38%
	100.00%
**Non-Volatile: Heat Treated Fish, Linseed, and Thermafyzed Tung Oil	42.56%
Volatile: Odorless Mineral Spirits	57.44%
	100.00%

Less Than 5% Tinting Color Added

THE O'BRIEN CORPORATION

SOUTH BEND, IND. — BALTIMORE, MD.
OKLA. CITY, OKLA. — SAN FRANCISCO, CAL.
LOS ANGELES, CAL.



49 TOC 001310

SATIN FINISH

• This rich, eggshell finish is ideally suited for interior use on wood, metal, brick, plaster, wallboard, etc. and over any old painted surfaces that are in good condition. It combines the glare-free beauty of flat paint with the fullness and richness of enamel.

DIRECTIONS

"STIR THOROUGHLY BEFORE USE"

• *Before painting* — sandpaper all rough surfaces thoroughly. Fill all cracks and nail holes. Shake contents in the can well before opening and stir well after the can is opened. Apply Satin Finish to a clean, dry surface with a good,soft bristle brush.

• NEW PLASTER, CANVAS, AND WALLBOARD — Three coats are necessary for a good job. Apply one coat of Liquid Velvet Primer. Follow with a second coat of Liquid Velvet Primer tinted to approximate the finish color. Complete the job with a coat of Satin Finish.

• OLD PAINTED WALLS — If the walls are in bad condition, apply two coats — one coat of Liquid Velvet Primer tinted to approximate the finish color and one coat of Satin Finish. If the walls are in good, clean condition and the color is not to be radically changed, apply only one coat of Satin Finish.

• NEW WOOD — Three coats are required for a good job. First apply one coat of O'Brien's Double-Up Undercoat and follow with two coats of Satin Finish.

• PREVIOUSLY PAINTED WOOD, AND NEW METAL — Apply one or two coats of Satin Finish, whichever, is required for a satisfactory job.

REGISTERED
REG'N. No. 75/3-4
DATE 11-14-57

IMPORTANT - USE OF DEEP COLORS

The following directions should be adhered to for best results with Satin Finish Deep Colors. *New Plaster, Wallboard, Porous Surfaces* — apply three coats. One coat of O'Brien's "701" Clear Sealer; one coat of mixture consisting of equal parts "701" Sealer and Satin Finish of the finish color; one coat of Satin Finish. *New Wood Surfaces* — apply three coats. One coat of O'Brien's Double-Up Undercoat followed with two coats of Satin Finish. *Painted Plaster, Wood, Metal Surfaces In Good Condition* — apply one or two coats of Satin Finish, whichever is necessary for satisfactory job. *Special Note* — when painting over old painted surfaces of doubtful porosity, apply two coats of Satin Finish, thinning the first 25% with "701" Clear Sealer.

CONTAINS LOW ODOR THINNERS

CAUTION! COMBUSTIBLE
KEEP AWAY FROM HEAT AND OPEN FLAME
CONTAINS LEAD OR OTHER COMPOUNDS HARMFUL IF EATEN
Do not apply on toys, furniture or interior surfaces which might be chewed by children. Use with adequate ventilation. Avoid breathing vapor or spray mist. Avoid prolonged contact with the skin. Wash thoroughly after handling and before eating or smoking. Keep container closed when not in use.

SATIN FINISH — TINT BASE

Pigment	46.77%
Titanium Calcium Pigment	48.21%
Titanium Dioxide	18.83%
Calcium Carbonate	32.96%
	100.00%
Vehicle	53.23%
*Alkyd Resin Solution	71.79%
**Varnish	16.97%
Odorless Mineral Spirits & Driers	11.24%
	100.00%
*Non-Volatile:	
Soya Linseed Modified Alkyd Resin	37.62%
Volatile:	
Odorless Mineral Spirits	62.38%
	100.00%
**Non-Volatile:	
Heat Treated Fish, Linseed, and Thermolyzed Tung Oil	42.56%
Volatile:	
Odorless Mineral Spirits	57.44%
	100.00%

Less Than 5% Tinting Color Added

THE O'BRIEN CORPORATION

SOUTH BEND, IND.. BALTIMORE, MD.
OKLA. CITY, OKLA. SAN FRANCISCO, CAL.
LOS ANGELES, CAL.

49 TOC 001311



49 TOC 001312

SATIN FINISH

• This rich, eggshell finish is ideally suited for interior use on wood, metal, brick, plaster, wallboard, etc. and over any old painted surfaces that are in good condition. It combines the glare-free beauty of flat paint with the fullness and richness of enamel.

DIRECTIONS

"STIR THOROUGHLY BEFORE USE"

• *Before painting* — sandpaper all rough surfaces thoroughly. Fill all cracks and nail holes. Shake contents in the can well before opening and stir well after the can is opened. Apply Satin Finish to a clean, *dry surface with a good,soft bristle brush.*

• NEW PLASTER, CANVAS, AND WALLBOARD — Three coats are necessary for a good job. Apply one coat of Liquid Velvet Primer. Follow with a second coat of Liquid Velvet Primer tinted to approximate the finish color. Complete the job with a coat of Satin Finish.

• OLD PAINTED WALLS — If the walls are in bad condition, apply two coats — one coat of Liquid Velvet Primer tinted to approximate the finish color and one coat of Satin Finish. If the walls are in good, clean condition and the color is not to be radically changed, apply only one coat of Satin Finish.

• NEW WOOD — Three coats are required for a good job. First apply one coat of O'Brien's Double-Up Undercoat and follow with two coats of Satin Finish.

• PREVIOUSLY PAINTED WOOD, AND NEW METAL — Apply one or two coats of Satin Finish, whichever, is required for a satisfactory job.

REGISTERED
REG'N. No. 75/3 C
DATE 11-14-57

IMPORTANT - USE OF DEEP COLORS

The following directions should be adhered to for best results with Satin Finish Deep Colors. *New Plaster, Wallboard, Porous Surfaces* — apply three coats. One coat of O'Brien's "701" Clear Sealer; one coat of mixture consisting of equal parts "701" Sealer and Satin Finish of the finish color; one coat of Satin Finish. *New Wood Surfaces* — apply three coats. One coat of O'Brien's Double-Up Undercoat followed with two coats of Satin Finish. *Painted Plaster, Wood, Metal Surfaces In Good Condition* — apply one or two coats of Satin Finish, whichever is necessary for satisfactory job. *Special Note* — when painting over old painted surfaces of doubtful porosity, apply two coats of Satin Finish, thinning the first 25% with "701" Clear Sealer.

CONTAINS LOW ODOR THINNERS

CAUTION! COMBUSTIBLE
KEEP AWAY FROM HEAT AND OPEN FLAME
CONTAINS LEAD OR OTHER COMPOUNDS HARMFUL IF EATEN

Do not apply on toys, furniture or interior surfaces which might be chewed by children. Use with adequate ventilation. Avoid breathing vapor or spray mist. Avoid prolonged contact with the skin. Wash thoroughly after handling and before eating or smoking. Keep container closed when not in use.

SATIN FINISH — TINT BASE

Pigment	46.77%
Titanium Calcium Pigment	48.21%
Titanium Dioxide	18.83%
Calcium Carbonate	32.96%
	100.00%
Vehicle	53.23%
*Alkyd Resin Solution	71.79%
**Varnish	16.97%
Odorless Mineral Spirits & Driers	11.24%
	100.00%
*Non-Volatile: Soya Linseed Modified Alkyd Resin	37.62%
Volatile: Odorless Mineral Spirits	62.38%
	100.00%
**Non-Volatile: Heat Treated Fish, Linseed, and Thermolyzed Tung Oil	42.56%
Volatile: Odorless Mineral Spirits	57.44%
	100.00%

Less Than 5% Tinting Color Added

THE O'BRIEN CORPORATION

SOUTH BEND, IND.. BALTIMORE, MD.
OKLA. CITY, OKLA. SAN FRANCISCO, CAL.
LOS ANGELES, CAL.

ONE

O'BRIEN'S

Satin finish

(A SEMI-GLOSS ENAMEL)

WILLOW

MANUFACTURED IN U.S.A. BY THE O'BRIEN CORPORATION · SOUTH BE

49 TOC 001314

SATIN FINISH

• This rich, eggshell finish is ideally suited for interior use on wood, metal, brick, plaster, wallboard, etc. and over any old painted surfaces that are in good condition. *It combines the glare-free beauty of flat* paint with the fullness and richness of enamel.

DIRECTIONS

"STIR THOROUGHLY BEFORE USE"

• *Before painting* — sandpaper all rough surfaces thoroughly. Fill all cracks and nail holes. Shake contents in the *can well before opening* and stir well after the can is opened. Apply Satin Finish to a clean, dry surface with a good,soft bristle brush.

• NEW PLASTER, CANVAS, AND WALLBOARD — *Three coats are necessary for a good job.* Apply one coat of Liquid Velvet Primer. Follow with a second coat of Liquid Velvet Primer tinted to approximate the finish color. Complete the job with a coat of Satin Finish.

• OLD PAINTED WALLS — If the walls are in bad condition, apply two coats — one coat of Liquid Velvet Primer tinted to approximate the finish color and one coat of Satin Finish. If the walls are in good, clean condition and the color is not to be radically changed, apply only one coat of Satin Finish.

• NEW WOOD — Three coats are required for a good job. First apply one coat of O'Brien's Double-Up Undercoat and follow with two coats of Satin Finish.

• PREVIOUSLY PAINTED WOOD, AND NEW METAL — Apply one or two coats of Satin Finish, whichever, is required for a satisfactory job.

REGISTERED
REGN. No. 2513
DATE 11-14-52

49 TOC 001315

IMPORTANT - USE OF DEEP COLORS

The following directions should be adhered to for best results with Satin Finish Deep Colors. *New Plaster, Wallboard, Porous Surfaces* — apply three coats. One coat of O'Brien's "701" Clear Sealer; one coat of mixture consisting of equal parts "701" Sealer and Satin Finish of the finish color; one coat of Satin Finish. *New Wood Surfaces* — apply three coats. One coat of O'Brien's Double-Up Undercoat followed with two coats of Satin Finish. *Painted Plaster, Wood, Metal Surfaces In Good Condition* — apply one or two coats of Satin Finish, whichever is necessary for satisfactory job. *Special Note* — when painting over old painted surfaces of doubtful porosity, apply two coats of Satin Finish, thinning the first 25% with "701" Clear Sealer.

CONTAINS LOW ODOR THINNERS

CAUTION! COMBUSTIBLE
KEEP AWAY FROM HEAT AND OPEN FLAME
CONTAINS LEAD OR OTHER COMPOUNDS HARMFUL IF EATEN
Do not apply on toys, furniture or interior surfaces which might be chewed by children. Use with adequate ventilation. Avoid breathing vapor or spray mist. Avoid prolonged contact with the skin. Wash thoroughly after handling and before eating or smoking. Keep container closed when not in use.

SATIN FINISH — TINT BASE

Pigment		46.77%
Titanium Calcium Pigment	48.21%	
Titanium Dioxide	18.83%	
Calcium Carbonate	32.96%	
	100.00%	
Vehicle		53.23%
*Alkyd Resin Solution	71.79%	
**Varnish	16.97%	
Odorless Mineral Spirits & Driers	11.24%	
	100.00%	
*Non-Volatile: Soya Linseed Modified Alkyd Resin	37.62%	
Volatile: Odorless Mineral Spirits	62.38%	
	100.00%	
**Non-Volatile: *Heat Treated Fish,* Linseed, and Thermo-Ivzed Tung Oil	42.56%	
Volatile: Odorless Mineral Spirits	57.44%	
	100.00%	

Less Than 5% Tinting Color Added

THE O'BRIEN CORPORATION

SOUTH BEND, IND.. BALTIMORE, MD.
OKLA. CITY, OKLA. SAN FRANCISCO, CAL.
LOS ANGELES, CAL.



49 TOC 001316

SATIN FINISH

• This rich, eggshell finish is ideally suited for interior use on wood, metal, brick, plaster, wallboard, etc. and over any old painted surfaces that are in good condition. It combines the glare-free beauty of flat paint with the fullness and richness of enamel.

DIRECTIONS

"STIR THOROUGHLY BEFORE USE"

• *Before painting* — sandpaper all rough surfaces thoroughly. Fill all cracks and nail holes. Shake contents in the can well before opening and stir well after the can is opened. Apply Satin Finish to a clean, dry surface with a good,soft bristle brush.

• NEW PLASTER, CANVAS, AND WALLBOARD — Three coats are necessary for a good job. Apply one coat of Liquid Velvet Primer. Follow with a second coat of Liquid Velvet Primer tinted to approximate the finish color. Complete the job with a coat of Satin Finish.

• OLD PAINTED WALLS — If the walls are in bad condition, apply two coats — one coat of Liquid Velvet Primer tinted to approximate the finish color and one coat of Satin Finish. If the walls are in good, clean condition and the color is not to be radically changed, apply only one coat of Satin Finish.

• NEW WOOD — Three coats are required for a good job. First apply one coat of O'Brien's Double-Up Undercoat and follow with two coats of Satin Finish.

• PREVIOUSLY PAINTED WOOD, AND NEW METAL — Apply one or two coats of Satin Finish, whichever, is required for a satisfactory job.

REGISTERED
REG'N. No. 7513
DATE 10-21-57

49 TOC 001317

IMPORTANT - USE OF DEEP COLORS

The following directions should be adhered to for best results with Satin Finish Deep Colors. *New Plaster, Wallboard, Porous Surfaces* — apply three coats. One coat of O'Brien's "701" Clear Sealer; one coat of mixture consisting of equal parts "701" Sealer and Satin Finish of the finish color; one coat of Satin Finish. *New Wood Surfaces — apply three coats.* One coat of O'Brien's Double-Up Undercoat followed with two coats of Satin Finish. *Painted Plaster, Wood, Metal Surfaces In Good Condition* — apply one or two coats of Satin Finish, whichever is necessary for satisfactory job. *Special Note* — when painting over old painted surfaces of doubtful porosity, apply two coats of Satin Finish, thinning the first 25% with "701" Clear Sealer.

CONTAINS LOW ODOR THINNERS

WARNING! FLAMMABLE
KEEP AWAY FROM HEAT SPARKS, AND OPEN FLAME
CONTAINS LEAD OR OTHER COMPOUNDS HARMFUL IF EATEN
Do not apply on toys, furniture or interior surfaces which might be chewed by children. Use with adequate ventilation. Avoid breathing vapor or spray mist. Avoid prolonged contact with the skin. Wash thoroughly after handling and before eating or smoking. Keep container closed when not in use.

See Approved 10-17-57

THE O'BRIEN CORPORATION
SOUTH BEND, IND. BALTIMORE, MD.
OKLA. CITY, OKLA. SAN FRANCISCO, CAL.
LOS ANGELES, CAL.

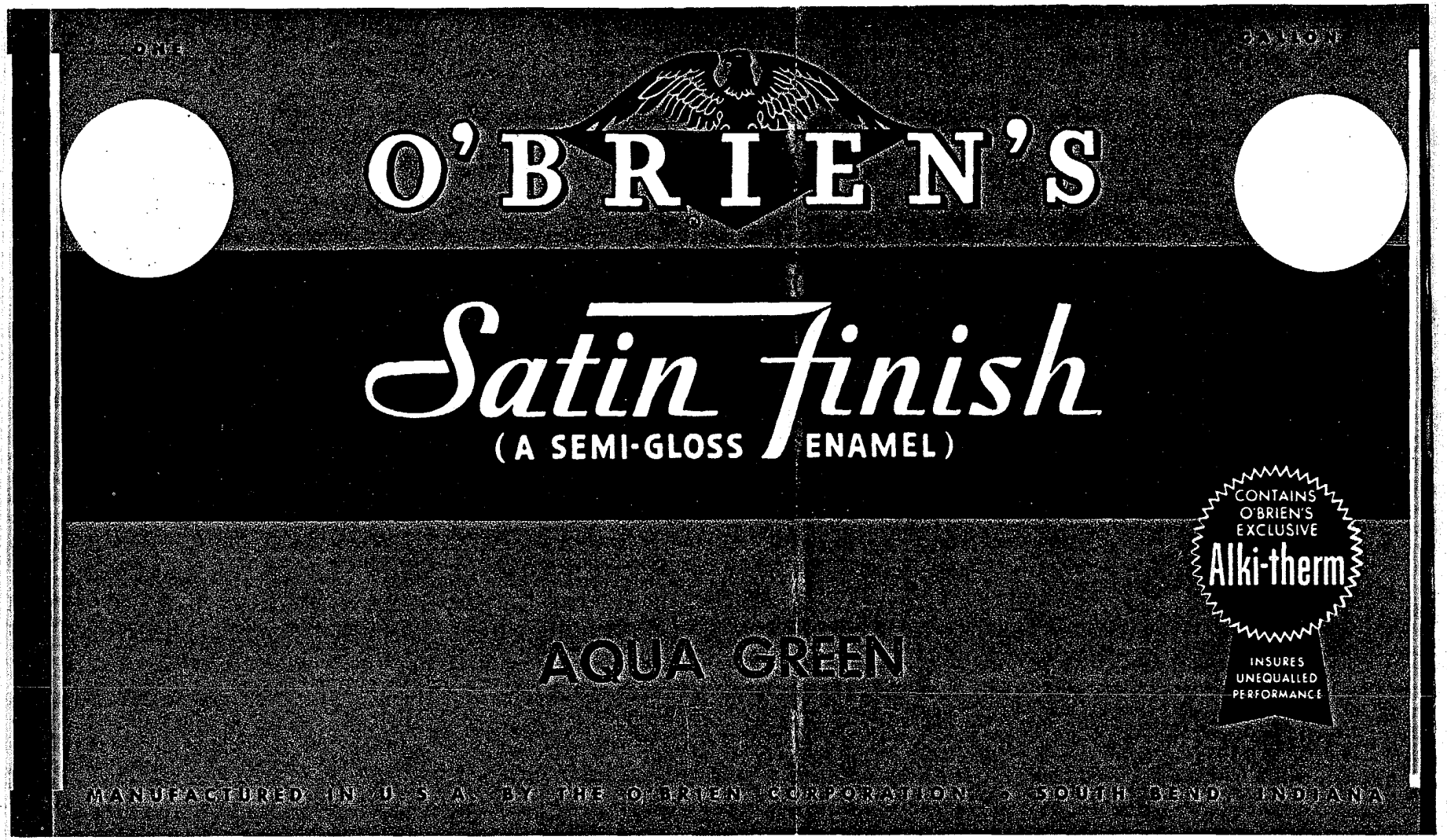

49 TOC 001318

SATIN FINISH

• This rich, eggshell finish is ideally suited for interior use on wood, metal, brick, plaster, wallboard, etc. and over any old painted surfaces that are in good condition. It combines the glare-free beauty of flat paint with the fullness and richness of enamel.

DIRECTIONS

"STIR THOROUGHLY BEFORE USE"

• *Before painting* — sandpaper all rough surfaces thoroughly. Fill all cracks and nail holes. Shake contents in the can well before opening and stir well after the can is opened. Apply Satin Finish to a clean, dry surface with a good,soft bristle brush.

• NEW PLASTER, CANVAS, AND WALLBOARD — Three coats are necessary for a good job. Apply one coat of Liquid Velvet Primer. Follow with a second coat of Liquid Velvet Primer tinted to approximate the finish color. Complete the job with a coat of Satin Finish.

• OLD PAINTED WALLS — If the walls are in bad condition, apply two coats — one coat of Liquid Velvet Primer tinted to approximate the finish color and one coat of Satin Finish. If the walls are in good, clean condition and the color is not to be radically changed, apply only one coat of Satin Finish.

• NEW WOOD — Three coats are required for a good job. First apply one coat of O'Brien's Double-Up Undercoat and follow with two coats of Satin Finish.

• PREVIOUSLY PAINTED WOOD, AND NEW METAL — Apply one or two coats of Satin Finish, whichever, is required for a satisfactory job.

REGISTERED
REG'N. No. 251-3
DATE 10-31-52

49 TOC 001319

IMPORTANT - USE OF DEEP COLORS

The following directions should be adhered to for best results with Satin Finish Deep Colors. *New Plaster, Wallboard, Porous Surfaces* — apply three coats. One coat of O'Brien's "701" Clear Sealer; one coat of mixture consisting of equal parts "701" Sealer and Satin Finish of the finish color; one coat of Satin Finish. *New Wood Surfaces* — apply three coats. One coat of O'Brien's Double-Up Undercoat followed with two coats of Satin Finish. *Painted Plaster, Wood, Metal Surfaces In Good Condition* — apply one or two coats of Satin Finish, whichever is necessary for satisfactory job. *Special Note* — when painting over old painted surfaces of doubtful porosity, apply two coats of Satin Finish, thinning the first 25% with "701" Clear Sealer.

CONTAINS LOW ODOR THINNERS

CAUTION! COMBUSTIBLE
KEEP AWAY FROM HEAT AND OPEN FLAME
CONTAINS LEAD OR OTHER COMPOUNDS HARMFUL IF EATEN
Do not apply on toys, furniture or interior surfaces which might be chewed by children. Use with adequate ventilation. Avoid breathing vapor or spray mist. Avoid prolonged contact with the skin. Wash thoroughly after handling and before eating or smoking. Keep container closed when not in use.

SATIN FINISH TINT BASE

Pigment	55.39%
Titanium Calcium Pigment	35.19%
Titanium Dioxide	14.81%
Calcium Carbonate	48.23%
Zinc Stearate	1.78%
	100.00%
Vehicle	44.61%
*Varnish	85.77%
Odorless Mineral Spirits & Driers	14.23%
	100.00%

*Varnish:
Non-Volatile: Heat Treated Linseed Oil, Menhaden Oil, Thermolyzed Tung Oil, Ester Gum 49.64%
Volatile: Odorless Mineral Spirits 50.36%
100.00%

Less than 5% Tinting Colors added

THE O'BRIEN CORPORATION
SOUTH BEND, IND. . BALTIMORE, MD.
OKLA. CITY, OKLA. SAN FRANCISCO, CAL.
LOS ANGELES, CAL.



49 TOC 001320

SATIN FINISH

• This rich, eggshell finish is ideally suited for interior *use on wood, metal, brick, plaster, wallboard, etc.* and over any old painted surfaces that are in good condition. It combines the glare-free beauty of flat paint with the fullness and richness of enamel.

DIRECTIONS

"STIR THOROUGHLY BEFORE USE"

• *Before painting* — sandpaper all rough surfaces thoroughly. Fill all cracks and nail holes. Shake contents in the can well before opening and stir well after the can is opened. Apply Satin Finish to a clean, dry surface with a good,soft bristle brush.

• NEW PLASTER, CANVAS, AND WALLBOARD — Three coats are necessary for a good job. Apply one coat of Liquid Velvet Primer. Follow with a second coat of Liquid Velvet Primer tinted to approximate the finish color. Complete the job with a coat of Satin Finish.

• OLD PAINTED WALLS — If the walls are in bad condition, apply two coats — one coat of Liquid Velvet Primer tinted to approximate the finish color and one coat of Satin Finish. If the walls are in good, clean condition and the color is not to be radically changed, apply only one coat of Satin Finish.

• NEW WOOD — Three coats are required for a good job. First apply one coat of O'Brien's Double-Up Undercoat and follow with two coats of Satin Finish.

• PREVIOUSLY PAINTED WOOD, AND NEW METAL — Apply one or two coats of Satin Finish, whichever, is required for a satisfactory job.

REGISTERED
REGTN. No. 7313
DATE 10-21-52

49 TOC 001321

IMPORTANT - USE OF DEEP COLORS

The following directions should be adhered to for best results with Satin Finish Deep Colors. *New Plaster, Wallboard, Porous Surfaces* — apply three coats. One coat of O'Brien's "701" Clear Sealer; one coat of mixture consisting of equal parts "701" Sealer and Satin Finish of the finish color; one coat of Satin Finish. *New Wood Surfaces* — apply three coats. One coat of O'Brien's Double-Up Undercoat followed with two coats of Satin Finish. *Painted Plaster, Wood, Metal Surfaces In Good Condition* — apply one or two coats of Satin Finish, whichever is necessary for satisfactory job. *Special Note* — when painting over old painted surfaces of doubtful porosity, apply two coats of Satin Finish, thinning the first 25% with "701" Clear Sealer.

CONTAINS LOW ODOR THINNERS

CAUTION! COMBUSTIBLE
KEEP AWAY FROM HEAT AND OPEN FLAME
CONTAINS LEAD OR OTHER COMPOUNDS HARMFUL IF EATEN
Do not apply on toys, furniture or interior surfaces which might be chewed *by children. Use with adequate ventilation.* Avoid breathing vapor or spray mist. Avoid prolonged contact with the skin. Wash thoroughly after handling and before eating or smoking. Keep container closed when not in use.

SATIN FINISH TINT BASE

Pigment	55.39%
Titanium Calcium Pigment	35.19%
Titanium Dioxide	14.81%
Calcium Carbonate	48.22%
Zinc Stearate	1.78%
	100.00%
Vehicle	44.61%
*Varnish	85.77%
Odorless Mineral Spirits & Driers	14.23%
	100.00%

*Varnish:
Non-Volatile: Heat Treated Linseed Oil, Menhaden Oil, Thermolyzed Tung Oil, Ester Gum 49.64%
Volatile: Odorless Mineral Spirits 50.36%
100.00%

Less than 5% Tinting Colors added

THE O'BRIEN CORPORATION
SOUTH BEND, IND. BALTIMORE, MD.
OKLA. CITY, OKLA. SAN FRANCISCO, CAL.
LOS ANGELES, CAL.

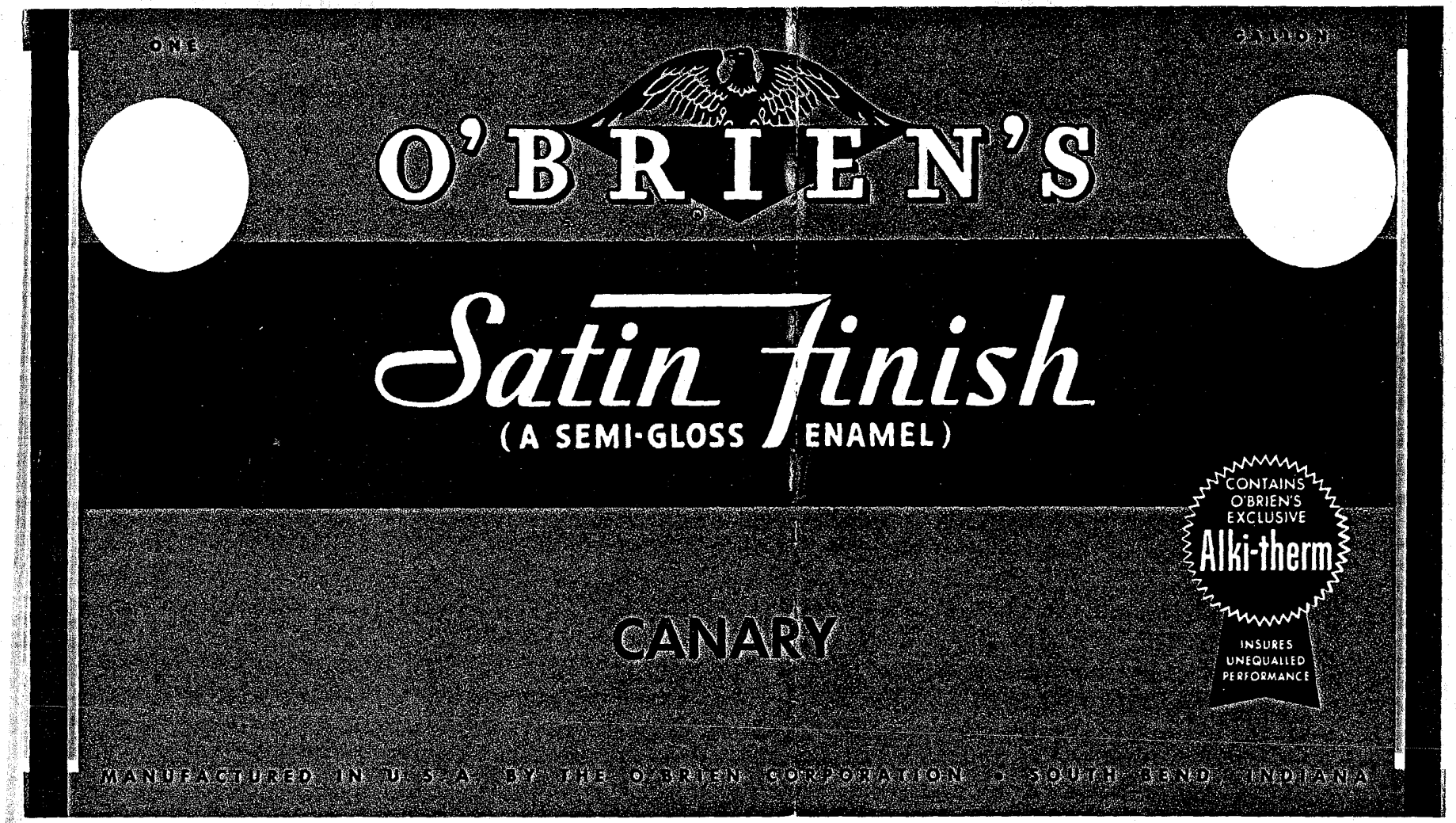

49 TOC 001322

SATIN FINISH

• This rich, eggshell finish is ideally suited for interior use on wood, metal, brick, plaster, wallboard, etc. and over any old painted surfaces that are in good condition. It combines the glare-free beauty of flat paint with the fullness and richness of enamel.

DIRECTIONS

"STIR THOROUGHLY BEFORE USE"

• *Before painting* — sandpaper all rough surfaces thoroughly. Fill all cracks and nail holes. Shake contents in the can well before opening and stir well after the can is opened. Apply Satin Finish to a clean, dry surface with a good,soft bristle brush.

• NEW PLASTER, CANVAS, AND WALLBOARD — Three coats are necessary for a good job. Apply one coat of Liquid Velvet Primer. Follow with a second coat of Liquid Velvet Primer tinted to approximate the finish color. Complete the job with a coat of Satin Finish.

• OLD PAINTED WALLS — If the walls are in bad condition, apply two coats — one coat of Liquid Velvet Primer tinted to approximate the finish color and one coat of Satin Finish. If the walls are in good, clean condition and the color is not to be radically changed, apply only one coat of Satin Finish.

• NEW WOOD — Three coats are required for a good job. First apply one coat of O'Brien's Double-Up Undercoat and follow with two coats of Satin Finish.

• PREVIOUSLY PAINTED WOOD, AND NEW METAL — Apply one or two coats of Satin Finish, whichever, is required for a satisfactory job.

REGISTERED
REGN. No. 7513
DATE 10-24-52

49 TOC 001323

IMPORTANT - USE OF DEEP COLORS

The following directions should be adhered to for best results with Satin Finish Deep Colors. *New Plaster, Wallboard, Porous Surfaces* — apply three coats. One coat of O'Brien's "701" Clear Sealer; one coat of mixture consisting of equal parts "701" Sealer and Satin Finish of the finish color; one coat of Satin Finish. *New Wood Surfaces* — apply three coats. One coat of O'Brien's Double-Up Undercoat followed with two coats of Satin Finish. *Painted Plaster, Wood, Metal Surfaces In Good Condition* — apply one or two coats of Satin Finish, whichever is necessary for satisfactory job. *Special Note* — when painting over old painted surfaces of doubtful porosity, apply two coats of Satin Finish, thinning the first 25% with "701" Clear Sealer.

CONTAINS LOW ODOR THINNERS

CAUTION! COMBUSTIBLE
KEEP AWAY FROM HEAT AND OPEN FLAME
CONTAINS LEAD OR OTHER COMPOUNDS HARMFUL IF EATEN
Do not apply on toys, furniture or interior surfaces which might be chewed by children. Use with adequate ventilation. Avoid breathing vapor or spray mist. Avoid prolonged contact with the skin. Wash thoroughly after handling and before eating or smoking. Keep container closed when not in use.

SATIN FINISH TINT BASE

Pigment	55.39%
Titanium Calcium Pigment	35.19%
Titanium Dioxide	14.81%
Calcium Carbonate	48.22%
Zinc Stearate	1.78%
	100.00%
Vehicle	44.61%
*Varnish	85.77%
Odorless Mineral Spirits & Driers	14.23%
	100.00%

*Varnish:
Non-Volatile: Heat Treated Linseed Oil, Menhaden Oil, Thermolyzed Tung Oil, Ester Gum 49.64%
Volatile: Odorless Mineral Spirits 50.36%
100.00%

Less than 5% Tinting Colors added

THE O'BRIEN CORPORATION

SOUTH BEND, IND. — BALTIMORE, MD.
OKLA. CITY, OKLA. — SAN FRANCISCO, CAL.
LOS ANGELES, CAL.



49 TOC 001324

SATIN FINISH

• This rich, eggshell finish is ideally suited for interior use on wood, metal, brick, plaster, wallboard, etc. and over any old painted surfaces that are in good condition. It combines the glare-free beauty of flat paint with the fullness and richness of enamel.

DIRECTIONS

"STIR THOROUGHLY BEFORE USE"

• *Before painting* — sandpaper all rough surfaces thoroughly. Fill all cracks and nail holes. Shake contents in the can well before opening and stir well after the can is opened. Apply Satin Finish to a clean, dry surface with a good,soft bristle brush.

• NEW PLASTER, CANVAS, AND WALLBOARD — Three coats are necessary for a good job. Apply one coat of Liquid Velvet Primer. Follow with a second coat of Liquid Velvet Primer tinted to approximate the finish color. Complete the job with a coat of Satin Finish.

• OLD PAINTED WALLS — If the walls are in bad condition, apply two coats — one coat of Liquid Velvet Primer tinted to approximate the finish color and one coat of Satin Finish. If the walls are in good, clean condition and the color is not to be radically changed, apply only one coat of Satin Finish.

• NEW WOOD — Three coats are required for a good job. First apply one coat of O'Brien's Double-Up Undercoat and follow with two coats of Satin Finish.

• PREVIOUSLY PAINTED WOOD, AND NEW METAL — Apply one or two coats of Satin Finish, whichever, is required for a satisfactory job.

REGISTERED
REG'N. No. 7173
DATE 10-21-41

49 TOC 001325

IMPORTANT - USE OF DEEP COLORS

The following directions should be adhered to for best results with Satin Finish Deep Colors. *New Plaster, Wallboard, Porous Surfaces* — apply three coats. One coat of O'Brien's "701" Clear Sealer; one coat of mixture consisting of equal parts "701" Sealer and Satin Finish of the finish color; one coat of Satin Finish. *New Wood Surfaces* — apply three coats. One coat of O'Brien's Double-Up Undercoat followed with *two coats of Satin Finish. Painted Plaster, Wood, Metal Surfaces In Good Condition* — apply one or two coats of Satin Finish, whichever is necessary for satisfactory job. *Special Note* — when painting over old painted surfaces of doubtful porosity, apply two coats of Satin Finish, thinning the first 25% with "701" Clear Sealer.

CONTAINS LOW ODOR THINNERS

CAUTION! COMBUSTIBLE
KEEP AWAY FROM HEAT AND OPEN FLAME
CONTAINS LEAD OR OTHER COMPOUNDS HARMFUL IF EATEN

Do not apply on toys, furniture or interior surfaces which might be chewed by children. Use with adequate ventilation. Avoid breathing vapor or spray mist. Avoid prolonged contact with the skin. Wash thoroughly after handling and before eating or smoking. Keep container closed when not in use.

SATIN FINISH TINT BASE

Pigment	55.39%
Titanium Calcium Pigment	35.19%
Titanium Dioxide	14.81%
Calcium Carbonate	48.22%
Zinc Stearate	1.78%
	100.00%
Vehicle	44.61%
*Varnish	85.77%
Odorless Mineral Spirits & Driers	14.23%
	100.00%

*Varnish:
Non-Volatile: Heat Treated Linseed Oil, Menhaden Oil, Thermolyzed Tung Oil, Ester Gum 49.64%
Volatile: Odorless Mineral Spirits 50.36%
100.00%

Less than 5% Tinting Colors added

THE O'BRIEN CORPORATION

SOUTH BEND, IND. BALTIMORE, MD.
OKLA. CITY, OKLA. SAN FRANCISCO, CAL.
LOS ANGELES, CAL.

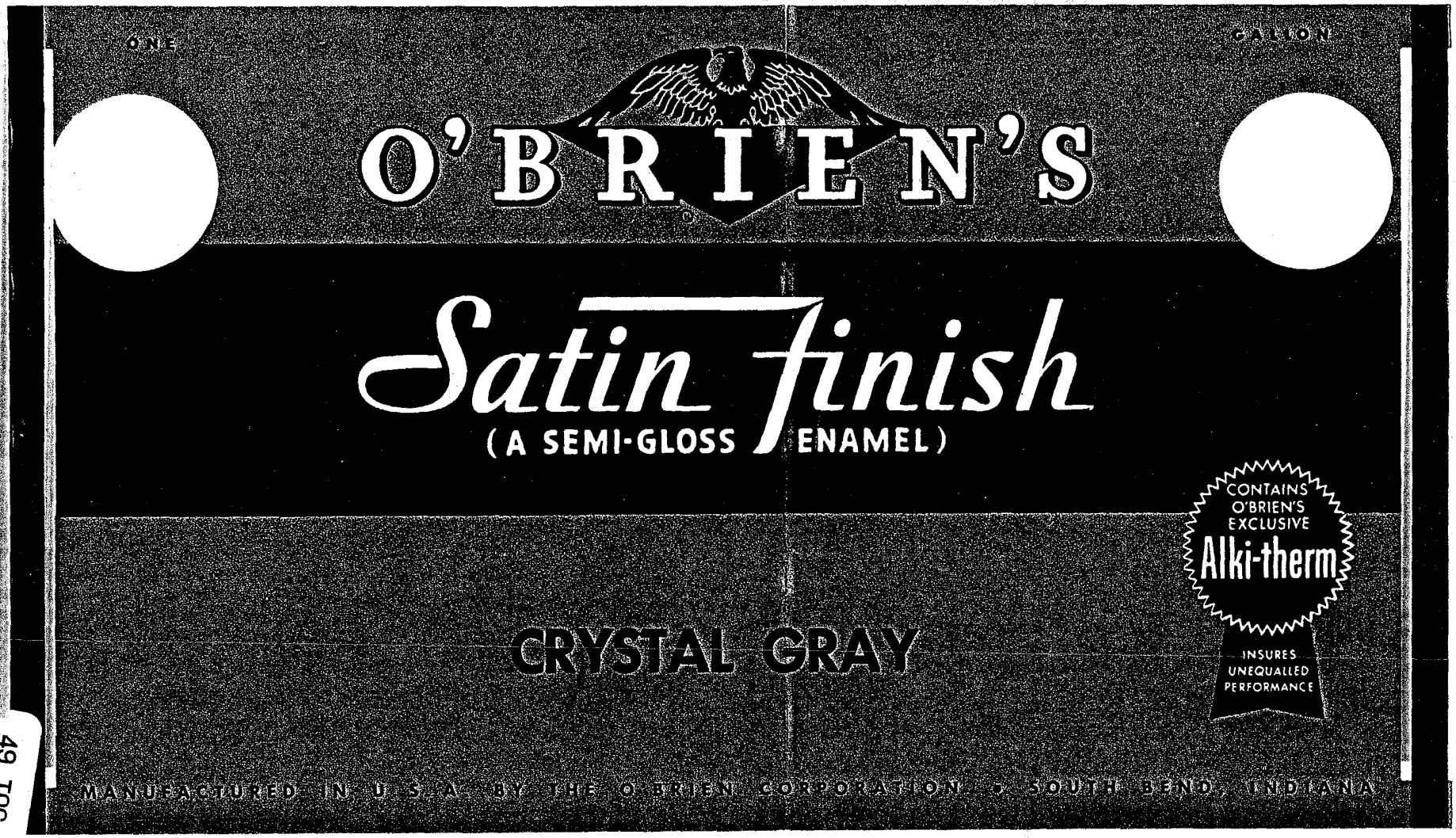

49 TOC 001326

SATIN FINISH

• This rich, eggshell finish is ideally suited for interior use on wood, metal, brick, plaster, wallboard, etc. and over any old painted surfaces that are in good condition. It combines the glare-free beauty of flat paint with the fullness and richness of enamel.

DIRECTIONS

"STIR THOROUGHLY BEFORE USE"

• *Before painting* — sandpaper all rough surfaces thoroughly. Fill all cracks and nail holes. Shake contents in the can well before opening and stir well after the can is opened. Apply Satin Finish to a clean, dry surface with a good,soft bristle brush.

• NEW PLASTER, CANVAS, AND WALLBOARD — Three coats are necessary for a good job. Apply one coat of Liquid Velvet Primer. Follow with a second coat of Liquid Velvet Primer tinted to approximate the finish color. Complete the job with a coat of Satin Finish.

• OLD PAINTED WALLS — If the walls are in bad condition, apply two coats — one coat of Liquid Velvet Primer tinted to approximate the finish color and one coat of *Satin Finish*. If the walls are in good, clean condition and the color is not to be radically changed, apply only one coat of *Satin Finish*.

• NEW WOOD — Three coats are required for a good job. First apply one coat of O'Brien's Double-Up Undercoat and follow with two coats of Satin Finish.

• PREVIOUSLY PAINTED WOOD, AND NEW METAL — Apply one or two coats of Satin Finish, whichever, is required for a satisfactory job.

REGISTERED
REG'N. No. 7513
DATE 10-21-57

49 TOC 001327

IMPORTANT - USE OF DEEP COLORS

The following directions should be adhered to for best results with Satin Finish Deep Colors. *New Plaster, Wallboard, Porous Surfaces* — apply three coats. One coat of O'Brien's "701" Clear Sealer; one coat of mixture consisting of equal parts "701" Sealer and Satin Finish of the finish color; one coat of Satin Finish. *New Wood Surfaces* — apply three coats. One coat of O'Brien's Double-Up Undercoat followed with two coats of Satin Finish. *Painted Plaster, Wood, Metal Surfaces In Good Condition* — apply one or two coats of Satin Finish, whichever is necessary for satisfactory job. *Special Note* — when painting over old painted surfaces of doubtful porosity, apply two coats of Satin Finish, thinning the first 25% with "701" Clear Sealer.

CONTAINS LOW ODOR THINNERS

CAUTION! COMBUSTIBLE
KEEP AWAY FROM HEAT AND OPEN FLAME
CONTAINS LEAD OR OTHER COMPOUNDS HARMFUL IF EATEN
Do not apply on toys, furniture or interior surfaces which might be chewed by children. Use with adequate ventilation. Avoid breathing vapor or spray mist. Avoid prolonged contact with the skin. Wash thoroughly after handling and before eating or smoking. Keep container closed when not in use.

SATIN FINISH TINT BASE

Pigment	55.39%
Titanium Calcium Pigment	35.19%
Titanium Dioxide	14.81%
Calcium Carbonate	48.22%
Zinc Stearate	1.78%
	100.00%
Vehicle	44.61%
*Varnish	85.77%
Odorless Mineral Spirits & Driers	14.23%
	100.00%

*Varnish:
Non-Volatile: Heat Treated Linseed Oil, Menhaden Oil, Thermolyzed Tung Oil, Ester Gum 49.64%
Volatile: Odorless Mineral Spirits 50.36%
100.00%

Less than 5% Tinting Colors added

THE O'BRIEN CORPORATION

SOUTH BEND, IND. BALTIMORE, MD.
OKLA. CITY, OKLA. SAN FRANCISCO, CAL.
LOS ANGELES, CAL.



49 TOC 001328

SATIN FINISH

• This rich, eggshell finish is ideally suited for interior use on wood, metal, brick, plaster, wallboard, etc. and over any old painted surfaces that are in good condition. It combines the glare-free beauty of flat paint with the fullness and richness of enamel.

DIRECTIONS

"STIR THOROUGHLY BEFORE USE"

• *Before painting* — sandpaper all rough surfaces thoroughly. Fill all cracks and nail holes. Shake contents in the can well before opening and stir well after the can is opened. Apply Satin Finish to a clean, dry surface with a good,soft bristle brush.

• NEW PLASTER, CANVAS, AND WALLBOARD — Three coats are necessary for a good job. Apply one coat of Liquid Velvet Primer. Follow with a second coat of Liquid Velvet Primer tinted to approximate the finish color. Complete the job with a coat of Satin Finish.

• OLD PAINTED WALLS — If the walls are in bad condition, apply two coats — one coat of Liquid Velvet Primer tinted to approximate the finish color and one coat of Satin Finish. If the walls are in good, clean condition and the color is not to be radically changed, apply only one coat of Satin Finish.

• NEW WOOD — Three coats are required for a good job. First apply one coat of O'Brien's Double-Up Undercoat and follow with two coats of Satin Finish.

• PREVIOUSLY PAINTED WOOD, AND NEW METAL — Apply one or two coats of Satin Finish, whichever, is required for a satisfactory job.

REGISTERED
REGN. No. 733
DATE 10-21-47

49 TOC 001329

IMPORTANT - USE OF DEEP COLORS

The following directions should be adhered to for best results with Satin Finish Deep Colors. *New Plaster, Wallboard, Porous Surfaces* — apply three coats. One coat of O'Brien's "701" Clear Sealer; one coat of mixture consisting of equal parts "701" Sealer and Satin Finish of the finish color; one coat of Satin Finish. *New Wood Surfaces* — apply three coats. One coat of O'Brien's Double-Up Undercoat followed with two coats of Satin Finish. *Painted Plaster, Wood, Metal Surfaces In Good Condition* — apply one or two coats of Satin Finish, whichever is necessary for satisfactory job. *Special Note* — when painting over old painted surfaces of doubtful porosity, apply two coats of Satin Finish, thinning the first 25% with "701" Clear Sealer.

CONTAINS LOW ODOR THINNERS

CAUTION! COMBUSTIBLE
KEEP AWAY FROM HEAT AND OPEN FLAME
CONTAINS LEAD OR OTHER COMPOUNDS HARMFUL IF EATEN
Do not apply on toys, furniture or interior surfaces which might be chewed by children. Use with adequate ventilation. Avoid breathing vapor or spray mist. Avoid prolonged contact with the skin. Wash thoroughly after handling and before eating or smoking. Keep container closed when not in use.

SATIN FINISH TINT BASE

Pigment	55.39%
Titanium Calcium Pigment	35.19%
Titanium Dioxide	14.81%
Calcium Carbonate	48.22%
Zinc Stearate	1.78%
	100.00%
Vehicle	44.61%
*Varnish	85.77%
Odorless Mineral Spirits & Driers	14.23%
	100.00%

*Varnish:
Non-Volatile: Heat Treated Linseed Oil, Menhaden Oil, Thermolyzed Tung Oil, Ester Gum 49.64%
Volatile: Odorless Mineral Spirits 50.36%
100.00%

Less than 5% Tinting Colors added

THE O'BRIEN CORPORATION

SOUTH BEND, IND. — BALTIMORE, MD.
OKLA. CITY, OKLA. — SAN FRANCISCO, CAL.
LOS ANGELES, CAL.



49 TOC 001330

SATIN FINISH

• This rich, eggshell finish is ideally suited for interior use on wood, metal, brick, plaster, wallboard, etc. and over any old painted surfaces that are in good condition. It combines the glare-free beauty of flat paint with the fullness and richness of enamel.

DIRECTIONS

"STIR THOROUGHLY BEFORE USE"

• *Before painting* — sandpaper all rough surfaces thoroughly. Fill all cracks and nail holes. Shake contents in the can well before opening and stir well after the can is opened. Apply Satin Finish to a clean, dry surface with a good,soft bristle brush.

• NEW PLASTER, CANVAS, AND WALLBOARD — Three coats are necessary for a good job. Apply one coat of Liquid Velvet Primer. Follow with a second coat of Liquid Velvet Primer tinted to approximate the finish color. Complete the job with a coat of Satin Finish.

• OLD PAINTED WALLS — If the walls are in bad condition, apply two coats — one coat of Liquid Velvet Primer tinted to approximate the finish color and one coat of Satin Finish. If the walls are in good, clean condition and the color is not to be radically changed, apply only one coat of Satin Finish.

• NEW WOOD — Three coats are required for a good job. First apply one coat of O'Brien's Double-Up Undercoat and follow with two coats of Satin Finish.

• PREVIOUSLY PAINTED WOOD, AND NEW METAL — Apply one or two coats of Satin Finish, whichever, is required for a satisfactory job.

REGISTERED
REG'N. No. 7515
DATE 12-2-49

49 TOC 001331

IMPORTANT - USE OF DEEP COLORS

The following directions should be adhered to for best results with Satin Finish Deep Colors. *New Plaster, Wallboard, Porous Surfaces* — apply three coats. One coat of O'Brien's "701" Clear Sealer; one coat of mixture consisting of equal parts "701" Sealer and Satin Finish of the finish color; one coat of Satin Finish. *New Wood Surfaces* — apply three coats. One coat of O'Brien's Double-Up Undercoat followed with two coats of Satin Finish. *Painted Plaster, Wood, Metal Surfaces In Good Condition* — apply one or two coats of Satin Finish, whichever is necessary for satisfactory job. *Special Note* — when painting over old painted surfaces of doubtful porosity, apply two coats of Satin Finish, thinning the first 25% with "701" Clear Sealer.

CONTAINS LOW ODOR THINNERS

CAUTION! COMBUSTIBLE
KEEP AWAY FROM HEAT AND OPEN FLAME
CONTAINS LEAD OR OTHER COMPOUNDS HARMFUL IF EATEN
Do not apply on toys, furniture or interior surfaces which might be chewed by children. Use with adequate ventilation. Avoid breathing vapor or spray mist. Avoid prolonged contact with the skin. Wash thoroughly after handling and before eating or smoking. Keep container closed when not in use.

SATIN FINISH TINT BASE

Pigment	55.39%
Titanium Calcium Pigment	35.19%
Titanium Dioxide	14.81%
Calcium Carbonate	49.22%
Zinc Stearate	1.78%
	100.00%
Vehicle	44.61%
*Varnish	85.77%
Odorless Mineral Spirits & Driers	14.23%
	100.00%

*Varnish:
Non-Volatile: Heat Treated Linseed Oil, Menhaden Oil, Thermalysed Tung Oil, Ester Gum 49.64%
Volatile: Odorless Mineral Spirits 50.36%
100.00%

Less than 5% Tinting Colors added

THE O'BRIEN CORPORATION

SOUTH BEND, IND. — BALTIMORE, MD.
OKLA. CITY, OKLA. — SAN FRANCISCO, CAL.
LOS ANGELES, CAL.



49 TOC 001332

SATIN FINISH

• This rich, eggshell finish is ideally suited for interior use on wood, metal, brick, plaster, wallboard, etc. and over any old painted surfaces that are in good condition. It combines the glare-free beauty of flat paint with the fullness and richness of enamel.

DIRECTIONS

"STIR THOROUGHLY BEFORE USE"

• *Before painting* — sandpaper all rough surfaces thoroughly. Fill all cracks and nail holes. Shake contents in the can well before opening and stir well after the can is opened. Apply Satin Finish to a clean, dry surface with a good,soft bristle brush.

• NEW PLASTER, CANVAS, AND WALLBOARD — Three coats are necessary for a good job. Apply one coat of Liquid Velvet Primer. Follow with a second coat of Liquid Velvet Primer tinted to approximate the finish color. Complete the job with a coat of Satin Finish.

• OLD PAINTED WALLS — If the walls are in bad condition, apply two coats — one coat of Liquid Velvet Primer tinted to approximate the finish color and one coat of Satin Finish. If the walls are in good, clean condition and the color is not to be radically changed, apply only one coat of Satin Finish.

• NEW WOOD — Three coats are required for a good job. First apply one coat of O'Brien's Double-Up Undercoat and follow with two coats of Satin Finish.

• PREVIOUSLY PAINTED WOOD, AND NEW METAL — Apply one or two coats of Satin Finish, whichever, is required for a satisfactory job.

REGISTERED
REG'N. No. 7513
DATE 10 21 ...

49 TOC 001333

IMPORTANT - USE OF DEEP COLORS

The following directions should be adhered to for best results with Satin Finish Deep Colors. *New Plaster, Wallboard, Porous Surfaces* — apply three coats. One coat of O'Brien's "701" Clear Sealer; one coat of mixture consisting of equal parts "701" Sealer and Satin Finish of the finish color; one coat of Satin Finish. *New Wood Surfaces* — apply three coats. One coat of O'Brien's Double-Up Undercoat followed with two coats of Satin Finish. *Painted Plaster, Wood, Metal Surfaces In Good Condition* — apply one or two coats of Satin Finish, whichever is necessary for satisfactory job. *Special Note* — when painting over old painted surfaces of doubtful porosity, apply two coats of Satin Finish, thinning the first 25% with "701" Clear Sealer.

CONTAINS LOW ODOR THINNERS

CAUTION! COMBUSTIBLE
KEEP AWAY FROM HEAT AND OPEN FLAME
CONTAINS LEAD OR OTHER COMPOUNDS HARMFUL IF EATEN

Do not apply on toys, furniture or interior surfaces which might be chewed by children. Use with adequate ventilation. Avoid breathing vapor or spray mist. Avoid prolonged contact with the skin. Wash thoroughly after handling and before eating or smoking. Keep container closed when not in use.

SATIN FINISH TINT BASE

Pigment	55.39%
Titanium Calcium Pigment	35.19%
Titanium Dioxide	14.81%
Calcium Carbonate	48.22%
Zinc Stearate	1.78%
	100.00%
Vehicle	44.61%
*Varnish	85.77%
Odorless Mineral Spirits & Driers	14.23%
	100.00%
*Varnish:	
Non-Volatile: Heat Treated Linseed Oil, Menhaden Oil, Thermolyzed Tung Oil, Ester Gum	49.64%
Volatile: Odorless Mineral Spirits	50.36%
	100.00%

Less than 5% Tinting Colors added

THE O'BRIEN CORPORATION

SOUTH BEND, IND.. BALTIMORE, MD.
OKLA. CITY, OKLA. SAN FRANCISCO, CAL.
LOS ANGELES, CAL.



49 TOC 001334

SATIN FINISH

• This rich, eggshell finish is ideally suited for interior use on wood, metal, brick, plaster, wallboard, etc. and over any old painted surfaces that are in good condition. It combines the glare-free beauty of flat paint with the fullness and richness of enamel.

DIRECTIONS

"STIR THOROUGHLY BEFORE USE"

• *Before painting* — sandpaper all rough surfaces thoroughly. Fill all cracks and nail holes. Shake contents in the can well before opening and stir well after the can is opened. Apply Satin Finish to a clean, dry surface with a good,soft bristle brush.

• NEW PLASTER, CANVAS, AND WALLBOARD — Three coats are necessary for a good job. Apply one coat of Liquid Velvet Primer. Follow with a second coat of Liquid Velvet Primer tinted to approximate the finish color. Complete the job with a coat of Satin Finish.

• OLD PAINTED WALLS — If the walls are in bad condition, apply two coats — one coat of Liquid Velvet Primer tinted to approximate the finish color and one coat of Satin Finish. If the walls are in good, clean condition and the color is not to be radically changed, apply only one coat of Satin Finish.

• NEW WOOD — Three coats are required for a good job. First apply one coat of O'Brien's Double-Up Undercoat and follow with two coats of Satin Finish.

• PREVIOUSLY PAINTED WOOD, AND NEW METAL — Apply one or two coats of Satin Finish, whichever, is required for a satisfactory job.

REGISTERED
REGN. No. 7513
DATE 10-21-37

49 TOC 001335

IMPORTANT - USE OF DEEP COLORS

The following directions should be adhered to for best results with Satin Finish Deep Colors. *New Plaster, Wallboard, Porous Surfaces* — apply three coats. One coat of O'Brien's "701" Clear Sealer; one coat of mixture consisting of equal parts "701" Sealer and Satin Finish of the finish color; one coat of Satin Finish. *New Wood Surfaces* — apply three coats. One coat of O'Brien's Double-Up Undercoat followed with two coats of Satin Finish. *Painted Plaster, Wood, Metal Surfaces In Good Condition* — apply one or two coats of Satin Finish, whichever is necessary for satisfactory job. *Special Note* — when painting over old painted surfaces of doubtful porosity, apply two coats of Satin Finish, thinning the first 25% with "701" Clear Sealer.

CONTAINS LOW ODOR THINNERS

CAUTION! COMBUSTIBLE
KEEP AWAY FROM HEAT AND OPEN FLAME
CONTAINS LEAD OR OTHER COMPOUNDS HARMFUL IF EATEN
Do not apply on toys, furniture or interior surfaces which might be chewed by children. Use with adequate ventilation. Avoid breathing vapor or spray mist. Avoid prolonged contact with the skin. Wash thoroughly after handling *and before eating or smoking.* Keep container closed when not in use.

SATIN FINISH — SANDALWOOD

Pigment		39.81%
Titanium Dioxide	27.39%	
Titanium Calcium Pigment	11.81%	
Burnt Umber	2.13%	
C. P. Yellow Iron Oxide (Hydrated)	6.61%	
C. P. Red Iron Oxide	.33%	
Calcium Carbonate	29.51%	
		100.00%
Vehicle		60.19%
Varnish	16.40%	
Alkyd Resin Solution	79.89%	
Odorless Mineral Spirits & Driers	7.77%	
		100.00%
Varnish		
Non-Volatile: Heat Treated Linseed, Fish & Thermolyzed Tung Oil	42.67%	
Volatile: Odorless Mineral Spirits	57.33%	
		100.00%
Alkyd Resin Solution		
Non-Volatile: Soya Modified Alkyd Resin	35.37%	
Volatile: Odorless Mineral Spirits	64.63%	
		100.00%

THE O'BRIEN CORPORATION
SOUTH BEND, IND.. BALTIMORE, MD.
OKLA. CITY, OKLA. SAN FRANCISCO, CAL.
LOS ANGELES, CAL.



49 TOC 001336

SATIN FINISH

• This rich, eggshell finish is ideally suited for interior use on wood, metal, brick, plaster, wallboard, etc. and over any old painted surfaces that are in good condition. It combines the glare-free beauty of flat paint with the fullness and richness of enamel.

DIRECTIONS

"STIR THOROUGHLY BEFORE USE"

• *Before painting* — sandpaper all rough surfaces thoroughly. Fill all cracks and nail holes. Shake contents in the can well before opening and stir well after the can is opened. Apply Satin Finish to a clean, dry surface with a good,soft bristle brush.

• NEW PLASTER, CANVAS, AND WALLBOARD — Three coats are necessary for a good job. Apply one coat of Liquid Velvet Primer. Follow with a second coat of Liquid Velvet Primer tinted to approximate the finish color. Complete the job with a coat of Satin Finish.

• OLD PAINTED WALLS — If the walls are in bad condition, apply two coats — one coat of Liquid Velvet Primer tinted to approximate the finish color and one coat of Satin Finish. If the walls are in good, clean condition and the color is not to be radically changed, apply only one coat of Satin Finish.

• NEW WOOD — Three coats are required for a good job. First apply one coat of O'Brien's Double-Up Undercoat and follow with two coats of Satin Finish.

• PREVIOUSLY PAINTED WOOD, AND NEW METAL — Apply one or two coats of Satin Finish, whichever, is required for a satisfactory job.

REGISTERED
REGN. No. 75/3
DATE 10 Aug 57

49 TOC 001337

IMPORTANT - USE OF DEEP COLORS

The following directions should be adhered to for best results with Satin Finish Deep Colors. New Plaster, Wallboard, Porous Surfaces — apply three coats. One coat of O'Brien's "701" Clear Sealer; one coat of mixture consisting of equal parts "701" Sealer and Satin Finish of the finish color; one coat of Satin Finish. New Wood Surfaces — apply three coats. One coat of O'Brien's Double-Up Undercoat followed with *two coats of Satin Finish. Painted Plaster, Wood, Metal Surfaces In Good Condition* — apply one or two coats of Satin Finish, whichever is necessary for satisfactory job. *Special Note* — when painting over old painted surfaces of doubtful porosity, apply two coats of Satin Finish, thinning the first 25% with *"701" Clear Sealer.*

CONTAINS LOW ODOR THINNERS

CAUTION! COMBUSTIBLE
KEEP AWAY FROM HEAT AND OPEN FLAME
CONTAINS LEAD OR OTHER COMPOUNDS HARMFUL IF EATEN
Do not apply on toys, furniture or interior surfaces which might be chewed by children. Use with adequate ventilation. Avoid breathing vapor or spray mist. Avoid prolonged contact with the skin. Wash thoroughly after handling and before eating or smoking. Keep container closed when not in use.

SATIN FINISH TINT BASE

Pigment	55.39%
Titanium Calcium Pigment	35.19%
Titanium Dioxide	14.81%
Calcium Carbonate	48.22%
Zinc Stearate	1.78%
	100.00%
Vehicle	44.61%
*Varnish	85.77%
Odorless Mineral Spirits & Driers	14.23%
	100.00%

*Varnish:
Non-Volatile: Heat Treated Linseed Oil, Menhaden Oil, Thermolyzed Tung Oil, Ester Gum 49.64%
Volatile: Odorless Mineral Spirits 50.36%
100.00%

Less than 5% Tinting Colors added

THE O'BRIEN CORPORATION

SOUTH BEND, IND. — BALTIMORE, MD.
OKLA. CITY, OKLA. — SAN FRANCISCO, CAL.
LOS ANGELES, CAL.



49 TOC 001338

SATIN FINISH

• This rich, eggshell finish is ideally suited for interior use on wood, metal, brick, plaster, wallboard, etc. and over any old painted surfaces that are in good condition. It combines the glare-free beauty of flat paint with the fullness and richness of enamel.

DIRECTIONS

"STIR THOROUGHLY BEFORE USE"

• *Before painting* — sandpaper all rough surfaces thoroughly. Fill all cracks and nail holes. Shake contents in the can well before opening and stir well after the can is opened. Apply Satin Finish to a clean, dry surface with a good,soft bristle brush.

• NEW PLASTER, CANVAS, AND WALLBOARD — Three coats are necessary for a good job. Apply one coat of Liquid Velvet Primer. Follow with a second coat of Liquid Velvet Primer tinted to approximate the finish color. Complete the job with a coat of Satin Finish.

• OLD PAINTED WALLS — If the walls are in bad condition, apply two coats — one coat of Liquid Velvet Primer tinted to approximate the finish color and one coat of Satin Finish. If the walls are in good, clean condition and the color is not to be radically changed, apply only one coat of Satin Finish.

• NEW WOOD — Three coats are required for a good job. First apply one coat of O'Brien's Double-Up Undercoat and follow with two coats of Satin Finish.

• PREVIOUSLY PAINTED WOOD, AND NEW METAL — Apply one or two coats of Satin Finish, whichever, is required for a satisfactory job.

REGISTERED
REGN. No. 7373-C-1
DATE 10-21-57

49 TOC 001339

IMPORTANT - USE OF DEEP COLORS

The following directions should be adhered to for best results with Satin Finish Deep Colors. *New Plaster, Wallboard, Porous Surfaces* — apply three coats. One coat of O'Brien's "701" Clear Sealer; one coat of mixture consisting of equal parts "701" Sealer and Satin Finish of the finish color; one coat of Satin Finish. *New Wood Surfaces* — apply three coats. One coat of O'Brien's Double-Up Undercoat followed with two coats of Satin Finish. *Painted Plaster, Wood, Metal Surfaces In Good Condition* — apply one or two coats of Satin Finish, whichever is necessary for satisfactory job. *Special Note* — when painting over old painted surfaces of doubtful porosity, apply two coats of Satin Finish, thinning the first 25% with "701" Clear Sealer.

CONTAINS LOW ODOR THINNERS

CAUTION! COMBUSTIBLE
KEEP AWAY FROM HEAT AND OPEN FLAME
CONTAINS LEAD OR OTHER COMPOUNDS HARMFUL IF EATEN
Do not apply on toys, furniture or interior surfaces which might be chewed by children. Use with adequate ventilation. Avoid breathing vapor or spray mist. Avoid prolonged contact with the skin. Wash thoroughly after handling and before eating or smoking. Keep container closed when not in use.

SATIN FINISH TINT BASE

Pigment		55.39%
Titanium Calcium Pigment	35.19%	
Titanium Dioxide	14.01%	
Calcium Carbonate	48.22%	
Zinc Stearate	1.78%	
	100.00%	
Vehicle		44.61%
*Varnish,		85.77%
Odorless Mineral Spirits & Driers		14.23%
	100.00%	

*Varnish, Non-Volatile: Heat Treated Linseed Oil, Menhaden Oil, Thermolyzed Tung Oil, Ester Gum 49.64%
Volatile: Odorless Mineral Spirits 50.36%
100.00%

Less than 5% Tinting Colors added

THE O'BRIEN CORPORATION
SOUTH BEND, IND.. BALTIMORE, MD.
OKLA. CITY, OKLA. SAN FRANCISCO, CAL.
LOS ANGELES, CAL.

ONE

O'BRIEN'S

Satin finish

(A SEMI-GLOSS ENAMEL)

CINNAMON SAND

MANUFACTURED IN U.S.A. BY THE O'BRIEN CORPORATION · SOUTH BE

49 TOC 001340

SATIN FINISH

• This rich, eggshell finish is ideally suited for interior use on wood, metal, brick, plaster, wallboard, etc. and over any old painted surfaces that are in good condition. It combines the glare-free beauty of flat paint with the fullness and richness of enamel.

DIRECTIONS

"STIR THOROUGHLY BEFORE USE"

• *Before painting* — sandpaper *all rough surfaces* thoroughly. Fill all cracks and nail holes. Shake contents in the can well before opening and stir well after the can is opened. Apply Satin Finish to a clean, dry surface with a good,soft bristle brush.

• NEW PLASTER, CANVAS, AND WALLBOARD — Three coats are necessary for a good job. Apply one *coat* of Liquid Velvet Primer. Follow with a second *coat* of Liquid Velvet Primer tinted to approximate the *finish color*. Complete the job with a coat of Satin Finish.

• OLD PAINTED WALLS — If the walls are in bad condition, apply two coats — one coat of Liquid Velvet Primer tinted to approximate the finish color and one coat of Satin Finish. If the walls are in good, clean condition and the color is not to be radically changed, apply only one coat of Satin Finish.

• NEW WOOD — Three coats are required for a good job. First apply one coat of O'Brien's Double-Up Undercoat and follow with two coats of Satin Finish.

• PREVIOUSLY PAINTED WOOD, AND NEW METAL — Apply one or *two coats of Satin Finish, whichever,* is required for a satisfactory job.

REGISTERED

REGN. No. [illegible]

DATE [illegible]

IMPORTANT - USE OF DEEP COLORS

The following directions should be adhered to for best results with Satin Finish Deep Colors. *New Plaster, Wallboard, Porous Surfaces* — apply three coats. One coat of O'Brien's "701" Clear Sealer; one coat of mixture consisting of equal parts "701" Sealer and Satin Finish of the finish color; one coat of Satin Finish. *New Wood Surfaces* — apply three coats. One coat of O'Brien's Double-Up Undercoat followed with two coats of Satin Finish. *Painted Plaster, Wood, Metal Surfaces In Good Condition* — apply one or two coats of Satin Finish, whichever is necessary for satisfactory job. *Special Note* — when painting over old painted surfaces of doubtful porosity, apply two coats of Satin Finish, thinning the first 25% with "701" Clear Sealer.

CONTAINS LOW ODOR THINNERS

CAUTION! COMBUSTIBLE
KEEP AWAY FROM HEAT AND OPEN FLAME
CONTAINS LEAD OR OTHER COMPOUNDS HARMFUL IF EATEN
Do not apply on toys, furniture or interior surfaces which might be chewed by children. Use with adequate ventilation. Avoid breathing vapor or spray mist. Avoid prolonged contact with the skin. Wash thoroughly after handling and before eating or smoking. Keep container closed when not in use.

SATIN FINISH TINT BASE

Pigment		35.29%
Titanium Calcium Pigment	35.19%	
Titanium Dioxide	14.81%	
Calcium Carbonate	48.22%	
Zinc Stearate	1.78%	
	100.00%	
Vehicle		44.61%
*Varnish	85.77%	
Odorless Mineral Spirits & Driers	14.23%	
	100.00%	

*Varnish:
Non-Volatile: Heat Treated Linseed Oil, Menhaden Oil, Thermolyzed Tung Oil, Ester Gum 49.64%
Volatile: Odorless Mineral Spirits 50.36%
100.00%

Less than 5% Tinting Colors added

THE O'BRIEN CORPORATION

SOUTH BEND, IND. . BALTIMORE, MD.
OKLA. CITY, OKLA. SAN FRANCISCO, CAL.
LOS ANGELES, CAL.

49 TOC 001341