PLAINTIFF'S EXHIBIT

CAP-1064

A/C PIPE PRODUCERS ASSOCIATION
Suite 1113, 1875 Connecticut Ave., N.W., Washington, D.C. 20009

CONFIDENTIAL REPORT	
COMPANY	A/C PIPE PROD. ASSN.
MONTH OF	JANUARY 1975

DOMESTIC - NON-PRESSURE SEWER PIPE SHIPMENTS - THOUSANDS OF FEET

	REGION	NOMINAL PIPE DIAMETER - INCHES							REGION TOTAL
		4	5	6	8	10	12	14-36	
CLASS 1500	NORTHEAST	13	14	14	0	0	0	0	41
	MIDDLE ATLANTIC	7	35	17	0	0	0	0	59
	E.N. CENTRAL	0	0	1	1	2	0	0	4
	W.N. CENTRAL	0	0	0	1	0	0	0	1
	SOUTH ATLANTIC	1	0	0	0	0	0	0	1
	E.S. CENTRAL	0	0	0	0	0	0	0	0
	W.S. CENTRAL	6	0	6	0	0	0	0	12
	MOUNTAIN	55	0	2	7	0	0	0	64
	PACIFIC	94	0	7	8	3	2	0	114
	SIZE TOTAL	176	49	47	17	5	2	0	296
CLASS 2400	NORTHEAST	7	2	10	33	4	1	3	60
	MIDDLE ATLANTIC	39	4	54	95	10	6	4	212
	E.N. CENTRAL	2	0	5	20	3	1	5	36
	W.N. CENTRAL	1	0	0	3	0	0	1	5
	SOUTH ATLANTIC	1	0	18	76	10	8	10	123
	E.S. CENTRAL	0	0	0	0	0	0	0	0
	W.S. CENTRAL	0	0	0	0	0	0	1	1
	MOUNTAIN	3	0	2	12	0	0	0	17
	PACIFIC	12	0	0	44	9	6	5	76
	SIZE TOTAL	65	6	89	283	36	22	29	530
CLASS 3300	NORTHEAST	0	1	4	12	4	5	5	31
	MIDDLE ATLANTIC	16	1	2	64	28	10	23	144
	E.N. CENTRAL	0	0	1	1	2	0	5	9
	W.N. CENTRAL	0	0	0	0	0	0	0	0
	SOUTH ATLANTIC	1	0	2	6	1	0	6	16
	E.S. CENTRAL	0	0	0	0	0	0	0	0
	W.S. CENTRAL	0	0	0	0	1	0	1	2
	MOUNTAIN	0	0	1	1	0	0	0	2
	PACIFIC	1	0	1	0	1	0	1	4
	SIZE TOTAL	18	2	11	84	37	15	41	208
CLASS 4000	NORTHEAST					2	1	1	4
	MIDDLE ATLANTIC					2	0	10	12
	E.N. CENTRAL					0	0	2	2
	W.N. CENTRAL					0	0	0	0
	SOUTH ATLANTIC					1	0	3	4
	E.S. CENTRAL					0	0	0	0
	W.S. CENTRAL					0	0	1	1
	MOUNTAIN					0	0	0	0
	PACIFIC					0	0	0	0
	SIZE TOTAL					5	1	17	23

CONTINUED

DOMESTIC - NON-PRESSURE SEWER PIPE SHIPMENTS - THOUSANDS OF FEET

	REGION	NOMINAL PIPE DIAMETER - INCHES							REGION TOTAL
		4	5	6	8	10	12	14-36	
CLASS 5000 & UP	NORTHEAST					0	0	4	4
	MIDDLE ATLANTIC					2	0	8	10
	E.N. CENTRAL					0	0	1	1
	W.N. CENTRAL					0	0	0	0
	SOUTH ATLANTIC					0	0	1	1
	E.S. CENTRAL					0	0	0	0
	W.S. CENTRAL					0	0	0	0
	MOUNTAIN					0	0	0	0
	PACIFIC					0	0	0	0
	SIZE TOTAL					2	0	14	16
COMBINED CLASSES	NORTHEAST	20	17	28	45	10	7	13	140
	MIDDLE ATLANTIC	62	40	73	159	42	16	45	437
	E.N. CENTRAL	2	0	7	22	7	1	13	52
	W.N. CENTRAL	1	0	0	4	0	0	1	6
	SOUTH ATLANTIC	3	0	20	82	12	8	20	145
	E.S. CENTRAL	0	0	0	0	0	0	0	0
	W.S. CENTRAL	6	0	6	0	1	0	3	16
	MOUNTAIN	58	0	5	20	0	0	0	83
	PACIFIC	107	0	8	52	13	8	6	194
	SIZE TOTAL	259	57	147	384	85	40	101	1073

NAME S. D. Jackson

EQUIVALENT TONNAGE	7,961
TOTAL TONNAGE	10,251

GENERAL INSTRUCTIONS

1. This report is to be forwarded to A/C PIPE PRODUCERS ASSOCIATION (hereinafter referred to as the "Association"). Attention of Executive Director, Suite 1113, Universal Building, North, 1875 Connecticut Avenue, N.W., Washington, D.C. 20009 within 45 days following the month for which the report is made.

   This report and the information contained in it will be kept confidential by the Association The data regarding shipments contained in this report will be consolidated with similar data for the same month from other reporting companies. Only the totals for each category will be reported by the Association. No totals will be reported by the Association for any category until such time as at least three companies have reported shipments in such category for a period of three consecutive months.

2. Do not include in your report shipments by your company to other AACPP members. Products shipped by your company to another AACPP member will be reported by that member upon shipment by it.

3. For purposes of this report NON-PRESSURE SEWER PIPE is defined as ASBESTOS CEMENT pipe which is in conformance with CLASS 1500, 2400, 3300, 4000 and/or 5000 & UP specifications and which is shipped to a final destination within the continental U.S., including Alaska and Hawaii.

4. SHIPMENTS for purposes of this report mean FOOTAGE shipped in thousands of feet.

5. For purposes of this report monthly EQUIVALENT TONNAGE means tons equivalent to total footag of 4-inch thru 36-inch non-pressure sewer pipe shipped to all regions regardless of Class and/or diameter without allowance for fittings; TOTAL TONS includes fittings.

6. REGIONS for purposes of this report correspond to standard Department of Commerce reporting areas as geographically depicted in FIGURE I.

7. The person at the reporting company to whom questions concerning the report are to be directed by the Association should be designated in the space at the lower left-hand corner.

CAPCO JEN 0024211

DOMESTIC - NON-PRESSURE SEWER PIPE SHIPMENTS - THOUSANDS OF FEET

	REGION	NOMINAL PIPE DIAMETER - INCHES							REGION TOTAL
		4	5	6	8	10	12	14-36	
CLASS 5000 & UP	NORTHEAST								
	MIDDLE ATLANTIC								
	E.N. CENTRAL								
	W.N. CENTRAL								
	SOUTH ATLANTIC								
	E.S. CENTRAL								
	W.S. CENTRAL								
	MOUNTAIN								
	PACIFIC								
	SIZE TOTAL								
COMBINED CLASSES	NORTHEAST								
	MIDDLE ATLANTIC								
	E.N. CENTRAL								
	W.N. CENTRAL			3	1				4
	SOUTH ATLANTIC								
	E.S. CENTRAL								
	W.S. CENTRAL								
	MOUNTAIN								
	PACIFIC								
	SIZE TOTAL			3	1				4

NAME Phillip J. Calma

Phillip J Calma

EQUIVALENT TONNAGE	24
TOTAL TONNAGE	25

GENERAL INSTRUCTIONS

1. This report is to be forwarded to A/C PIPE PRODUCERS ASSOCIATION (hereinafter referred to as the "Association"). Attention of Executive Director, Suite 1113, Universal Building, No 1875 Connecticut Avenue, N.W., Washington, D.C. 20009 within 45 days following the mon for which the report is made.

   This report and the information contained in it will be kept confidential by the Association. The data regarding shipments contained in this report will be consolidated with similar data for the same month from other reporting companies. Only the totals for each category will be reported by the Association. No totals will be reported by the Association for any category until such time as at least three companies have reported shipments in such category for a period of three consecutive months.

2. Do not include in your report shipments by your company to other AACPP members. Products shipped by your company to another AACPP member will be reported by that member upon shipment by it.

3. For purposes of this report NON-PRESSURE SEWER PIPE is defined as ASBESTOS CEMENT pipe which is in conformance with CLASS 1500, 2400, 3300, 4000 and/or 5000 & UP specifications and which is shipped to a final destination within the continental U.S., including Alaska and Hawaii.

4. SHIPMENTS for purposes of this report mean FOOTAGE shipped in thousands of feet.

5. For purposes of this report monthly EQUIVALENT TONNAGE means tons equivalent to total footage of 4-inch thru 36-inch non-pressure sewer pipe shipped to all regions regardless of Class and/or diameter without allowance for fittings; TOTAL TONS includes fittings.

6. REGIONS for purposes of this report correspond to standard Department of Commerce reporting areas as geographically depicted in FIGURE I.

7. The person at the reporting company to whom questions concerning the report are to be directed by the Association should be designated in the space at the lower left-hand corner.

CAPCO JEN 0024212

A/C PIPE PRODUCERS ASSOCIATION
Suite 1113, 1875 Connecticut Ave., N.W., Washington, D.C. 20009

CONFIDENTIAL REPORT

COMPANY	Cement Asbestos Products
MONTH OF	April 1975

DOMESTIC - NON-PRESSURE SEWER PIPE SHIPMENTS - THOUSANDS OF FEET

	REGION	NOMINAL PIPE DIAMETER - INCHES							REGION TOTAL
		4	5	6	8	10	12	14-36	
CLASS 1500	NORTHEAST								
	MIDDLE ATLANTIC								
	E.N. CENTRAL								
	W.N. CENTRAL								
	SOUTH ATLANTIC								
	E.S. CENTRAL								
	W.S. CENTRAL								
	MOUNTAIN								
	PACIFIC								
	SIZE TOTAL								
CLASS 2400	NORTHEAST								
	MIDDLE ATLANTIC								
	E.N. CENTRAL								
	W.N. CENTRAL			3	1				4
	SOUTH ATLANTIC								
	E.S. CENTRAL								
	W.S. CENTRAL								
	MOUNTAIN								
	PACIFIC								
	SIZE TOTAL			3	1				4
CLASS 3300	NORTHEAST								
	MIDDLE ATLANTIC								
	E.N. CENTRAL								
	W.N. CENTRAL								
	SOUTH ATLANTIC								
	E.S. CENTRAL								
	W.S. CENTRAL								
	MOUNTAIN								
	PACIFIC								
	SIZE TOTAL								
CLASS 4000	NORTHEAST								
	MIDDLE ATLANTIC								
	E.N. CENTRAL								
	W.N. CENTRAL								
	SOUTH ATLANTIC								
	E.S. CENTRAL								
	W.S. CENTRAL								
	MOUNTAIN								
	PACIFIC								
	SIZE TOTAL								

CONTINUED

A/C PIPE PRODUCERS ASSOCIATION
Suite 1113, 1875 Connecticut Ave., N.W., Washington, D.C. 20009

CONFIDENTIAL REPORT	
COMPANY	Cement Asbestos Products Company
MONTH OF	March 19 75

DOMESTIC - NON-PRESSURE SEWER PIPE SHIPMENTS - THOUSANDS OF FEET

	REGION	NOMINAL PIPE DIAMETER - INCHES							REGION TOTAL
		4	5	6	8	10	12	14-36	
CLASS 1500	NORTHEAST								
	MIDDLE ATLANTIC								
	E.N. CENTRAL								
	W.N. CENTRAL								
	SOUTH ATLANTIC								
	E.S. CENTRAL								
	W.S. CENTRAL								
	MOUNTAIN								
	PACIFIC								
	SIZE TOTAL								
SS 2400	NORTHEAST								
	MIDDLE ATLANTIC								
	E.N. CENTRAL								
	W.N. CENTRAL								
	SOUTH ATLANTIC								
	E.S. CENTRAL								
	W.S. CENTRAL								
	MOUNTAIN								
	PACIFIC								
	SIZE TOTAL								
CLASS 3300	NORTHEAST								
	MIDDLE ATLANTIC								
	E.N. CENTRAL								
	W.N. CENTRAL								
	SOUTH ATLANTIC								
	E.S. CENTRAL								
	W.S. CENTRAL								
	MOUNTAIN								
	PACIFIC								
	SIZE TOTAL								
CLASS 4000	NORTHEAST								
	MIDDLE ATLANTIC								
	E.N. CENTRAL								
	W.N. CENTRAL								
	SOUTH ATLANTIC								
	E.S. CENTRAL								
	W.S. CENTRAL								
	MOUNTAIN								
	PACIFIC								
	SIZE TOTAL								

CONTINUED

CAPCO JEN 0024214

DOMESTIC - NON-PRESSURE SEWER PIPE SHIPMENTS - THOUSANDS OF FEET

	REGION	NOMINAL PIPE DIAMETER - INCHES 4	5	6	8	10	12	14-36	REGION TOTAL
CLASS 5000 & UP	NORTHEAST								
	MIDDLE ATLANTIC								
	E.N. CENTRAL								
	W.N. CENTRAL								
	SOUTH ATLANTIC								
	E.S. CENTRAL								
	W.S. CENTRAL								
	MOUNTAIN								
	PACIFIC								
	SIZE TOTAL								
COMBINED CLASSES	NORTHEAST								
	MIDDLE ATLANTIC								
	E.N. CENTRAL								
	W.N. CENTRAL								
	SOUTH ATLANTIC								
	E.S. CENTRAL								
	W.S. CENTRAL								
	MOUNTAIN								
	PACIFIC								
	SIZE TOTAL								0

NAME Phillip J. Calma

EQUIVALENT TONNAGE	0
Gross Aggregate Tonnage	0

GENERAL INSTRUCTIONS

1. This report is to be forwarded to A/C PIPE PRODUCERS ASSOCIATION (hereinafter referred to the "Association"). Attention of Executive Director, Suite 1113, Universal Building, North, 1875 Connecticut Avenue, N.W., Washington, D.C. 20009 within 45 days following the month for which the report is made.

   This report and the information contained in it will be kept confidential by the Association. The data regarding shipments contained in this report will be consolidated with similar data for the same month from other reporting companies. Only the totals for each category will be reported by the Association. No totals will be reported by the Association for any category until such time as at least three companies have reported shipments in such category for a period of three consecutive months.

2. Do not include in your report shipments by your company to other AACPP members. Products shipped by your company to another AACPP member will be reported by that member upon shipment by it.

3. For purposes of this report NON-PRESSURE SEWER PIPE is defined as ASBESTOS CEMENT pipe which is in conformance with CLASS 1500, 2400, 3300, 4000 and/or 5000 & UP specifications and which is shipped to a final destination within the continental U.S., including Alaska and Hawaii.

4. SHIPMENTS for purposes of this report mean FOOTAGE shipped in thousands of feet.

5. For purposes of this report monthly EQUIVALENT TONNAGE means tons equivalent to total footage of 4-inch thru 36-inch non-pressure sewer pipe shipped to all regions regardless of Class and/or diameter.

6. REGIONS for purposes of this report correspond to standard Department of Commerce reporting areas as geographically depicted in FIGURE I.

7. The person at the reporting company to whom questions concerning the report are to be directed by the Association should be designated in the space at the lower left-hand corner.

CAPCO JEN 0024215

A / C PIPE PRODUCERS ASSOCIATION
Suite 1113, 1875 Connecticut Ave., N.W., Washington, D.C. 20009

CONFIDENTIAL REPORT	
COMPANY	A/C PIPE PROD. ASSN.
MONTH OF	JAN. THRU JUNE 19 75

DOMESTIC - PRESSURE PIPE SHIPMENTS - THOUSANDS OF FEET

	REGION	NOMINAL PIPE DIAMETER - INCHES 4	6	8	10	12	14	16	REGION TOTAL
CLASS 100	NORTHEAST	0	1	0	1	0	0	1	3
	MIDDLE ATLANTIC	0	0	3	2	0	0	0	5
	E.N. CENTRAL	1	0	0	0	0	1	1	3
	W.N. CENTRAL	0	0	0	2	2	6	0	10
	SOUTH ATLANTIC	1	1	0	0	0	1	0	3
	E.S. CENTRAL	0	0	0	0	0	0	0	0
	W.S. CENTRAL	1	11	3	3	7	2	6	33
	MOUNTAIN	0	1	7	0	10	2	1	21
	PACIFIC	2	2	7	9	1	2	29	52
	SIZE TOTAL	5	16	20	17	20	14	38	130
CLASS 150	NORTHEAST	10	18	61	9	9	0	6	113
	MIDDLE ATLANTIC	26	141	214	33	71	6	14	505
	E.N. CENTRAL	33	235	238	127	183	3	21	841
	W.N. CENTRAL	35	90	126	28	45	5	26	356
	SOUTH ATLANTIC	51	487	459	110	395	13	128	1643
	E.S. CENTRAL	3	54	63	84	80	0	6	290
	W.S. CENTRAL	158	597	607	120	406	89	69	2046
	MOUNTAIN	154	810	519	79	318	66	32	1978
	PACIFIC	181	1193	1146	293	458	107	99	3477
	SIZE TOTAL	652	3626	3433	883	1965	289	401	11249
CLASS 200	NORTHEAST	0	3	2	1	3	0	0	9
	MIDDLE ATLANTIC	7	69	18	3	18	0	2	117
	E.N. CENTRAL	15	34	93	32	68	2	27	271
	W.N. CENTRAL	1	8	16	0	6	0	21	52
	SOUTH ATLANTIC	6	37	72	16	53	3	21	208
	E.S. CENTRAL	2	10	15	4	44	5	4	84
	W.S. CENTRAL	20	274	75	57	46	5	4	481
	MOUNTAIN	13	43	34	9	29	30	20	178
	PACIFIC	20	76	84	19	32	11	5	247
	SIZE TOTAL	84	554	409	141	299	56	104	1647
COMBINED CLASSES	NORTHEAST	10	22	63	11	12	0	7	125
	MIDDLE ATLANTIC	33	210	235	38	89	6	16	627
	E.N. CENTRAL	49	270	331	159	251	6	49	1115
	W.N. CENTRAL	37	98	142	30	53	11	47	418
	SOUTH ATLANTIC	58	525	531	126	448	17	149	1854
	E.S. CENTRAL	5	64	78	88	124	5	10	374
	W.S. CENTRAL	179	882	685	180	459	96	79	2560
	MOUNTAIN	167	854	560	88	357	98	53	2177
	PACIFIC	203	1271	1237	321	491	120	133	3776
	SIZE TOTAL	741	4196	3862	1041	2284	359	543	13026

EQUIVALENT TONNAGE	160,477
GROSS AGGREGATE TONNAGE	308,869

NAME S. D. Jackson

(5/73)

CAPCO JEN 0024216

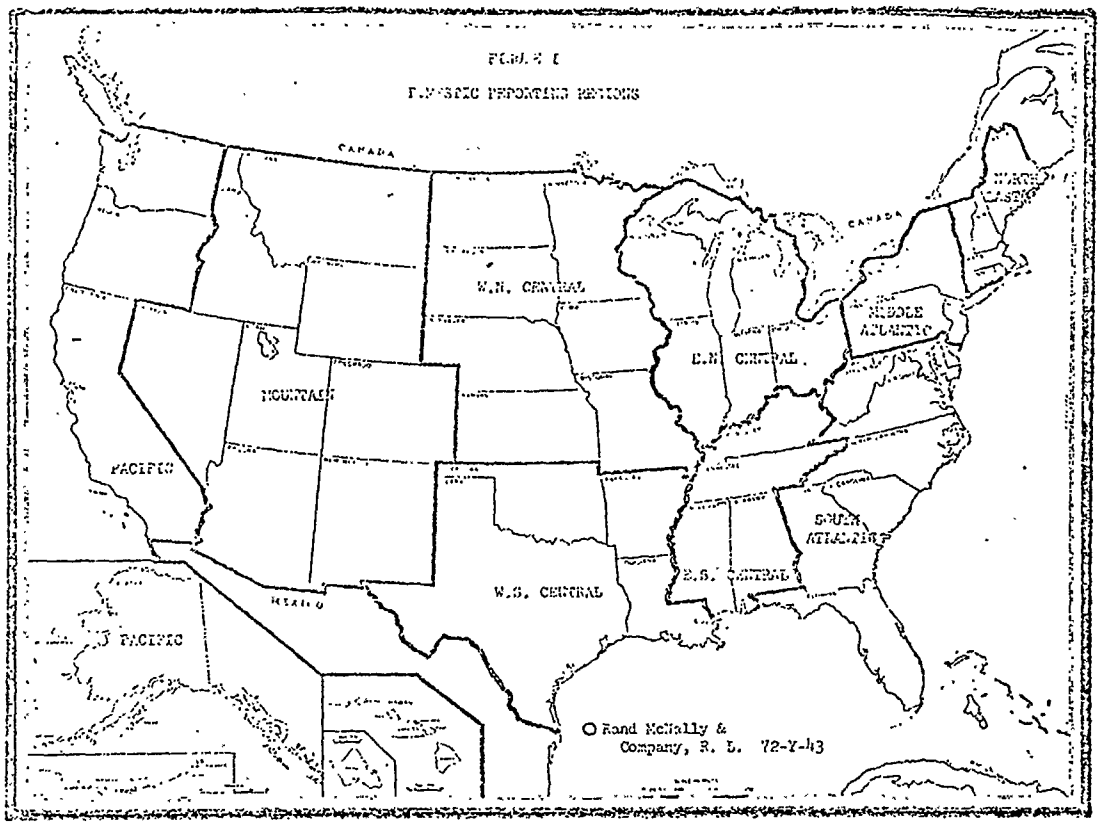

GENERAL INSTRUCTIONS

1. This report is to be forwarded to A/C PIPE PRODUCERS ASSOCIATION (hereinafter referred to as the "Association"). Attention of Executive Director, Suite 1113, Universal Building, North, 1875 Connecticut Avenue, N.W., Washington, D.C. 20009 within 45 days following the month for which the report is made.

   This report and the information contained in it will be kept confidential by the Association. The data regarding shipments contained in this report will be consolidated with similar data for the same month from other reporting companies. Only the totals for each category will be reported by the Association. No totals will be reported by the Association for any category until such time as at least three companies have reported shipments in such category for a period of three consecutive months.

2. Do not include in your report shipments by your company to other AACPP members. Products shipped by your company to another AACPP member will be reported by that member upon shipment by it.

3. For purposes of this report PRESSURE pipe is defined as ASBESTOS-CEMENT pipe which is in conformance with CLASS 100, 150, and 200 specifications and which is shipped to a final destination within the continental U.S., including Alaska and Hawaii.

4. SHIPMENTS for purposes of this report mean FOOTAGE shipped in thousands of feet.

5. For purposes of this report: (a) Monthly EQUIVALENT TONNAGE means tons equivalent to total footage of 4-inch thru 16-inch pressure pipe shipped to all regions regardless of Class and/or diameter. (b) GROSS AGGREGATE TONNAGE means total monthly tonnage of all domestic A/C pipe shipments.

6. REGIONS for purposes of this report correspond to standard Department of Commerce reporting areas as geographically depicted in FIGURE I.

7. The person at the reporting company to whom questions concerning the report are to be directed by the Association should be designated in the space provided in the lower left-hand corner of the report.

CAPCO JEN 0024217

A / C P'PE PRODUCERS ASSOCIATION
Suite 1113, 1875 Connecticut Ave., N.W., Washington, D.C. 20009

CONFIDENTIAL REPORT		
COMPANY	A/C PIPE PROD. ASSN.	
MONTH OF	JUNE	1975

DOMESTIC - PRESSURE PIPE SHIPMENTS - THOUSANDS OF FEET

	REGION	NOMINAL PIPE DIAMETER - INCHES 4	6	8	10	12	14	16	REGION TOTAL
CLASS 100	NORTHEAST	0	0	0	0	0	0	1	1
	MIDDLE ATLANTIC	0	0	0	2	0	0	0	2
	E.N. CENTRAL	0	0	0	0	0	0	0	0
	W.N. CENTRAL	0	0	0	0	2	2	0	4
	SOUTH ATLANTIC	1	0	0	0	0	0	0	1
	E.S. CENTRAL	0	0	0	0	0	0	0	0
	W.S. CENTRAL	0	0	0	0	0	0	0	0
	MOUNTAIN	0	0	0	0	0	0	0	0
	PACIFIC	0	0	4	3	0	0	12	19
	SIZE TOTAL	1	0	4	5	2	2	13	27
CLASS 150	NORTHEAST	4	8	14	1	0	0	3	30
	MIDDLE ATLANTIC	5	30	41	8	9	0	1	94
	E.N. CENTRAL	7	93	87	30	40	0	4	261
	W.N. CENTRAL	2	30	12	5	9	0	10	68
	SOUTH ATLANTIC	4	91	98	22	84	1	13	313
	E.S. CENTRAL	1	19	20	8	23	0	0	71
	W.S. CENTRAL	15	75	126	20	88	12	48	384
	MOUNTAIN	17	165	64	22	61	1	11	341
	PACIFIC	37	305	241	60	134	30	14	821
	SIZE TOTAL	92	816	703	176	448	44	104	2383
CLASS 200	NORTHEAST	0	0	0	0	0	0	0	0
	MIDDLE ATLANTIC	0	8	1	1	0	0	0	10
	E.N. CENTRAL	9	8	33	4	15	2	7	78
	W.N. CENTRAL	0	2	1	0	4	0	3	10
	SOUTH ATLANTIC	1	3	13	3	0	2	3	25
	E.S. CENTRAL	0	0	3	3	14	1	1	22
	W.S. CENTRAL	0	86	15	8	9	0	0	118
	MOUNTAIN	2	4	4	2	7	3	3	25
	PACIFIC	4	7	13	4	8	9	3	48
	SIZE TOTAL	16	118	83	25	57	17	20	336
COMBINED CLASSES	NORTHEAST	4	8	14	1	0	0	4	31
	MIDDLE ATLANTIC	5	38	42	11	9	0	1	106
	E.N. CENTRAL	16	101	120	34	55	2	11	339
	W.N. CENTRAL	2	32	13	5	15	2	13	82
	SOUTH ATLANTIC	6	94	111	25	84	3	16	339
	E.S. CENTRAL	1	19	23	11	37	1	1	93
	W.S. CENTRAL	15	161	141	28	97	12	48	502
	MOUNTAIN	19	169	68	24	68	4	14	366
	PACIFIC	41	312	258	67	142	39	29	888
	SIZE TOTAL	109	934	790	206	507	63	137	2746

EQUIVALENT TONNAGE	33,542
GROSS AGGREGATE TONNAGE	57,807

NAME S. D. Jackson

CAPCO JEN 0024218

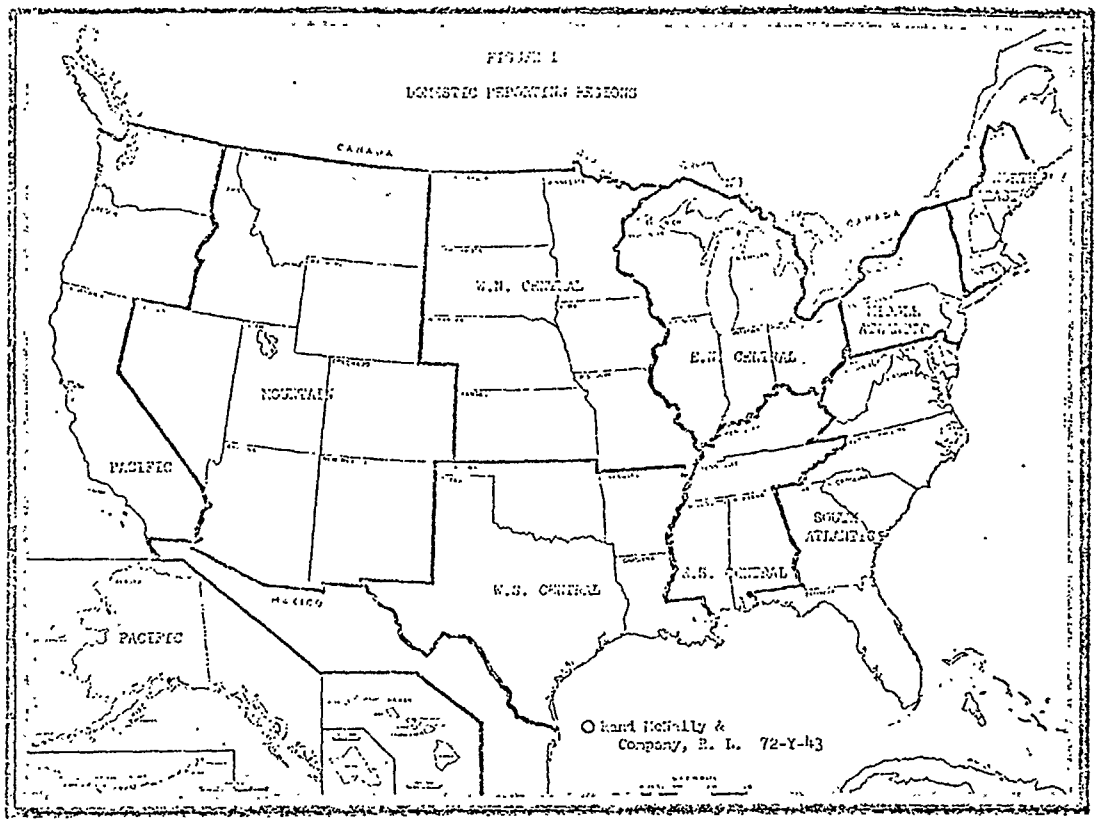

GENERAL INSTRUCTIONS

1. This report is to be forwarded to A/C PIPE PRODUCERS ASSOCIATION (hereinafter referred to as the "Association"). Attention of Executive Director, Suite 1113, Universal Building, North, 1875 Connecticut Avenue, N.W., Washington, D.C. 20009 within 45 days following the month for which the report is made.

   This report and the information contained in it will be kept confidential by the Association. The data regarding shipments contained in this report will be consolidated with similar data for the same month from other reporting companies. Only the totals for each category will be reported by the Association. No totals will be reported by the Association for any category until such time as at least three companies have reported shipments in such category for a period of three consecutive months.

2. Do not include in your report shipments by your company to other AACPP members. Products shipped by your company to another AACPP member will be reported by that member upon shipment by it.

3. For purposes of this report PRESSURE pipe is defined as ASBESTOS-CEMENT pipe which is in conformance with CLASS 100, 150, and 200 specifications and which is shipped to a final destination within the continental U.S., including Alaska and Hawaii.

4. SHIPMENTS for purposes of this report mean FOOTAGE shipped in thousands of feet.

5. For purposes of this report: (a) Monthly EQUIVALENT TONNAGE means tons equivalent to total footage of 4-inch thru 16-inch pressure pipe shipped to all regions regardless of Class and/or diameter. (b) GROSS AGGREGATE TONNAGE means total monthly tonnage of all domestic A/C pipe shipments.

6. REGIONS for purposes of this report correspond to standard Department of Commerce reporting areas as geographically depicted in FIGURE I.

7. The person at the reporting company to whom questions concerning the report are to be directed by the Association should be designated in the space provided in the lower left-hand corner of the report.

CAPCO JEN 0024219

A/C PIPE PRODUCERS ASSOCIATION
SUITE 1113 1875 CONNECTICUT AVENUE, N.W.
WASHINGTON, D.C. 20009

-CONFIDENTIAL-

DOMESTIC A/C PIPE SHIPMENTS TONNAGE

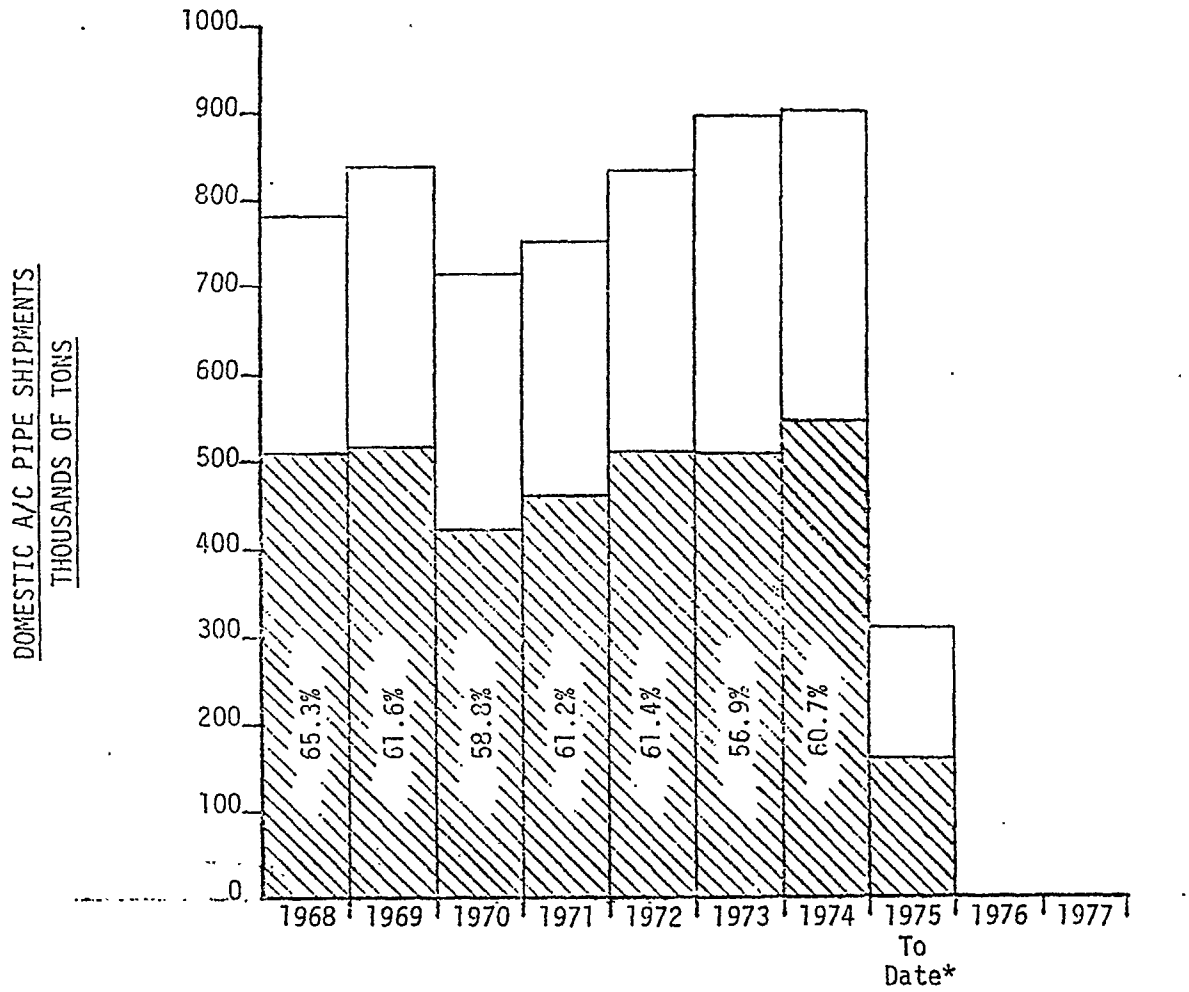

Legend: Total A/C Pipe Shipments; 4" Thru 16" Diameter Pressure Pipe Shipments

Note: Percentage figures shown represent percent of total A/C pipe shipments which are 4" thru 16" diameter pressure pipe shipments.

January thru June, 1975.

A/C PIPE PRODUCERS ASSOCIATION
SUITE 1113, 1875 CONNECTICUT AVENUE, N.W.
WASHINGTON, D.C. 20009

-CONFIDENTIAL-

DOMESTIC A/C PRESSURE PIPE SHIPMENTS*
FOOTAGE

* 4" Thru 16" Diameter Pressure Pipe

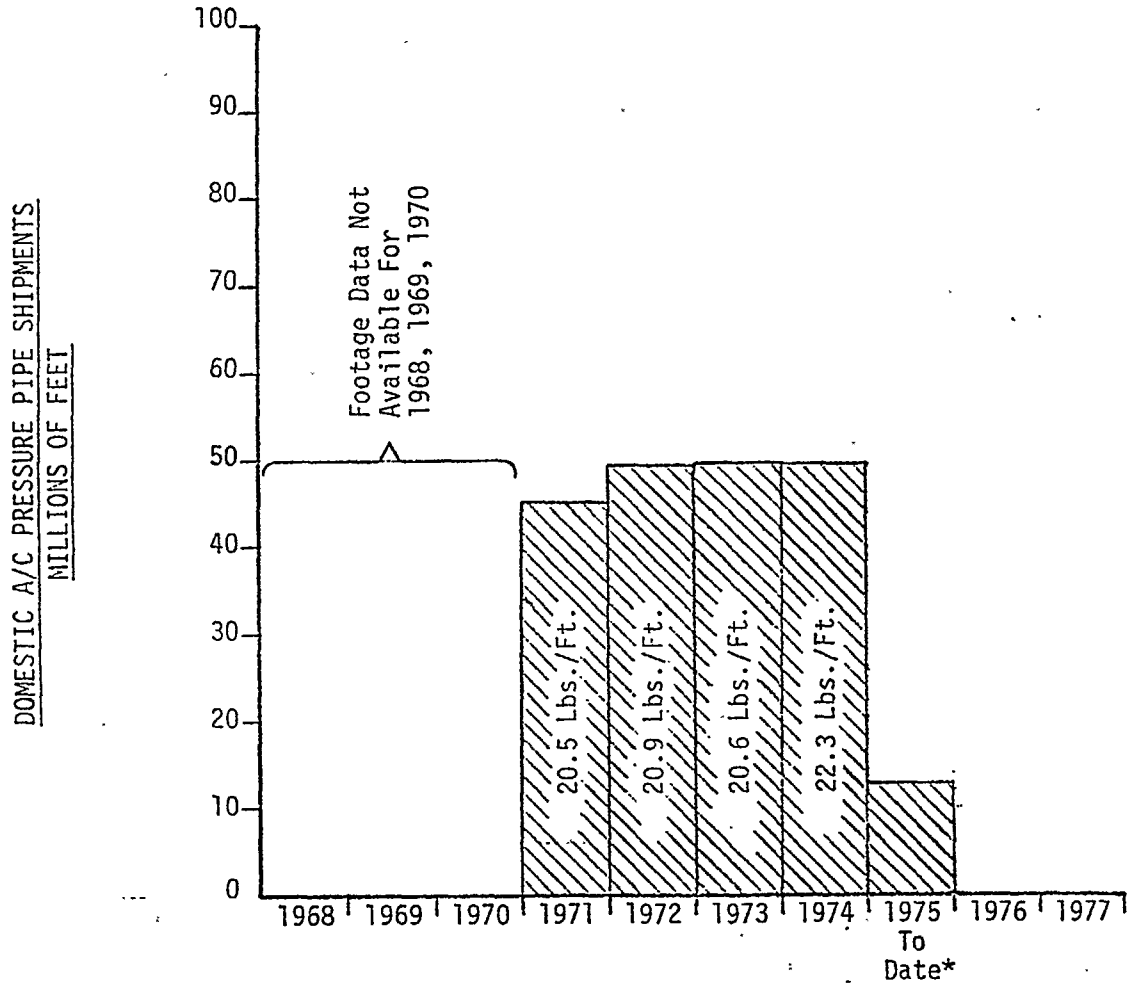

Note: Weight figures shown represent average pounds per foot for all pressure pipe shipments during reporting year.

January thru June, 1975.

CAPCO JEN 0024221

A/C PIPE PRODUCERS ASSOCIATION
SUITE 1113, 1875 CONNECTICUT AVENUE, N.W.
WASHINGTON, D.C. 20009

-CONFIDENTIAL-

SUMMARY SHEET
DOMESTIC A/C PRESSURE PIPE SHIPMENTS

AACPP REPORTING YEAR

	1968	1969	1970	1971	1972	1973	1974	1975 (To Date)*	1976	1977
1. Footage - Ft. x 10^3	-	-	-	45,006	49,106	49,577	49,035	13,026		
2. Percent By Class										
Class 100	-	-	-	2.58	1.96	1.80	1.95	1.00		
Class 150	-	-	-	86.94	86.27	84.50	84.77	86.36		
Class 200	-	-	-	10.48	11.77	13.69	13.29	12.64		
3. Percent By Size										
4 Inch	-	-	-	7.47	6.38	5.76	5.22	5.69		
6 Inch	-	-	-	41.82	41.39	39.68	36.85	32.21		
8 Inch	-	-	-	29.33	30.21	29.87	29.87	29.65		
10 Inch	-	-	-	6.45	6.82	7.61	8.83	7.99		
12 Inch	-	-	-	11.86	12.12	13.62	14.78	17.53		
14 Inch	-	-	-	1.02	1.15	1.28	1.57	2.76		
16 Inch	-	-	-	2.05	1.94	2.18	2.88	4.17		
4. Percent By Region										
Northeast	-	-	-	2.60	2.14	1.53	1.31	0.96		
Middle Atlantic	-	-	-	6.61	5.01	4.56	4.05	4.82		
E.N. Central	-	-	-	9.64	7.64	7.81	7.13	8.56		
W.N. Central	-	-	-	2.73	2.80	2.42	3.80	3.21		
South Atlantic	-	-	-	15.68	17.65	16.59	15.05	14.23		
E.S. Central	-	-	-	2.26	2.36	2.07	3.41	2.87		
W.S. Central	-	-	-	21.37	22.12	22.35	23.57	19.65		
Mountain	-	-	-	14.96	15.82	17.48	16.54	16.71		
Pacific	-	-	-	24.15	24.46	25.19	25.14	28.99		
5. Tonnage - Tons										
Gross Aggregate	781,909	839,100	715,216	753,607	834,577	897,203	900,903	308,869		
Equivalent	510,674	516,757	420,451	461,067	512,680	510,767	547,246	160,477		
Equivalent - %	65.31	61.58	58.79	61.18	61.43	56.93	60.74	51.96		
6. Shipment Ratios										
Average Tons/Ft.	-	-	-	0.0102	0.0104	0.0103	0.0112	0.0123		
Average Lbs./Ft.	-	-	-	20.49	20.88	20.61	22.32	24.64		
Average Ft./Ton	-	-	-	97.61	95.78	97.06	89.60	81.17		

*January thru June, 1975

CAPCO JEN 0024222

A/C PIPE PRODUCERS ASSOCIATION
SUITE 1113, 1575 CONNECTICUT AVENUE, N.W.
WASHINGTON, D.C. 20009

-CONFIDENTIAL-

1975

DOMESTIC A/C PIPE SHIPMENTS
TONNAGE

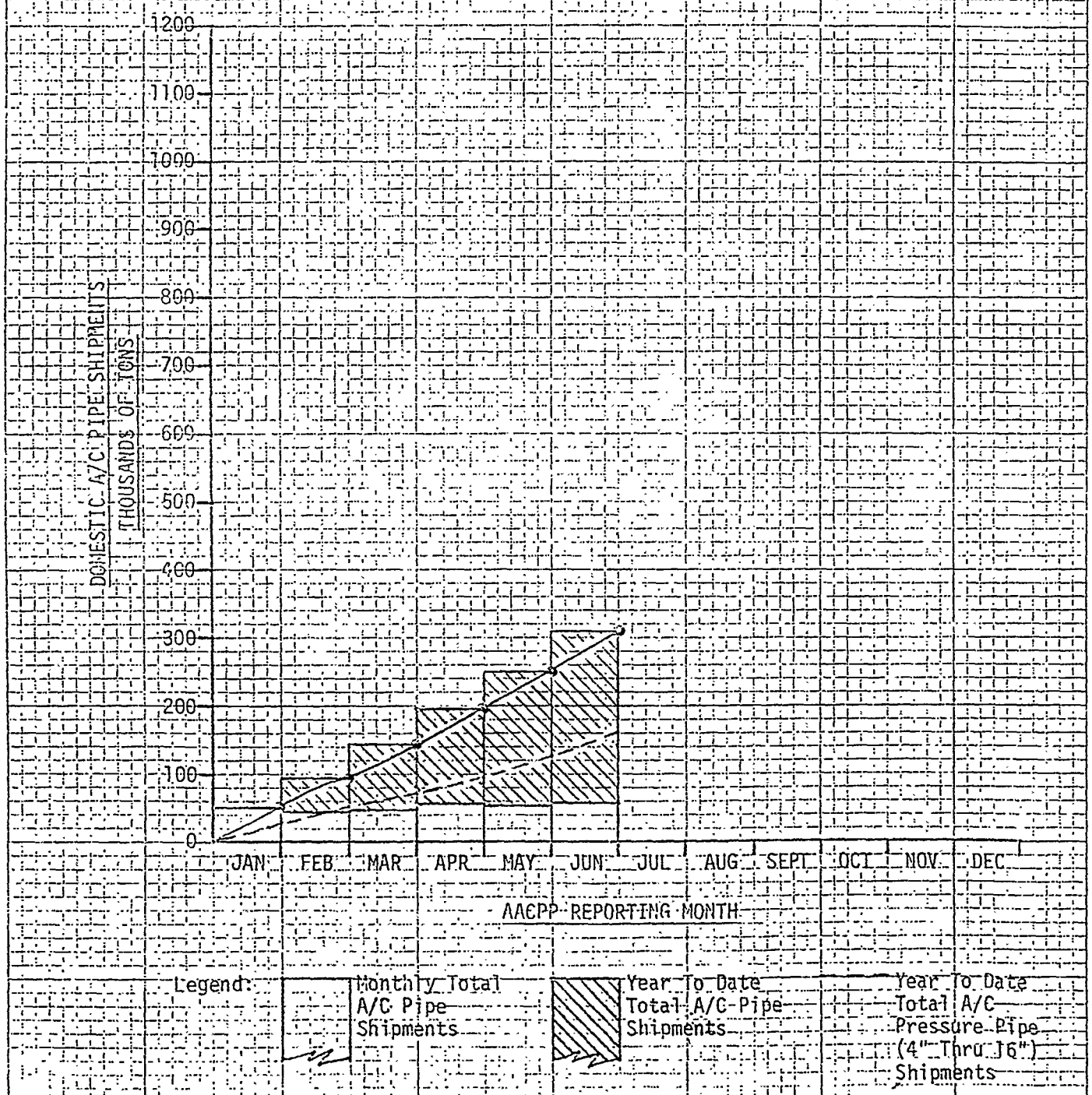

K+E 12 5705 10 X 10 TO THE INCH
KEUFFEL & ESSER CO. MADE IN U.S.A.

A/C PIPE PRODUCERS ASSOCIATION
SUITE 1113, 1875 CONNECTICUT AVENUE, N.W.
WASHINGTON, D.C. 20009

-CONFIDENTIAL-

1975
DOMESTIC A/C PRESSURE PIPE SHIPMENTS*
TONNAGE

*4" Thru 16" Diameter Pressure Pipe

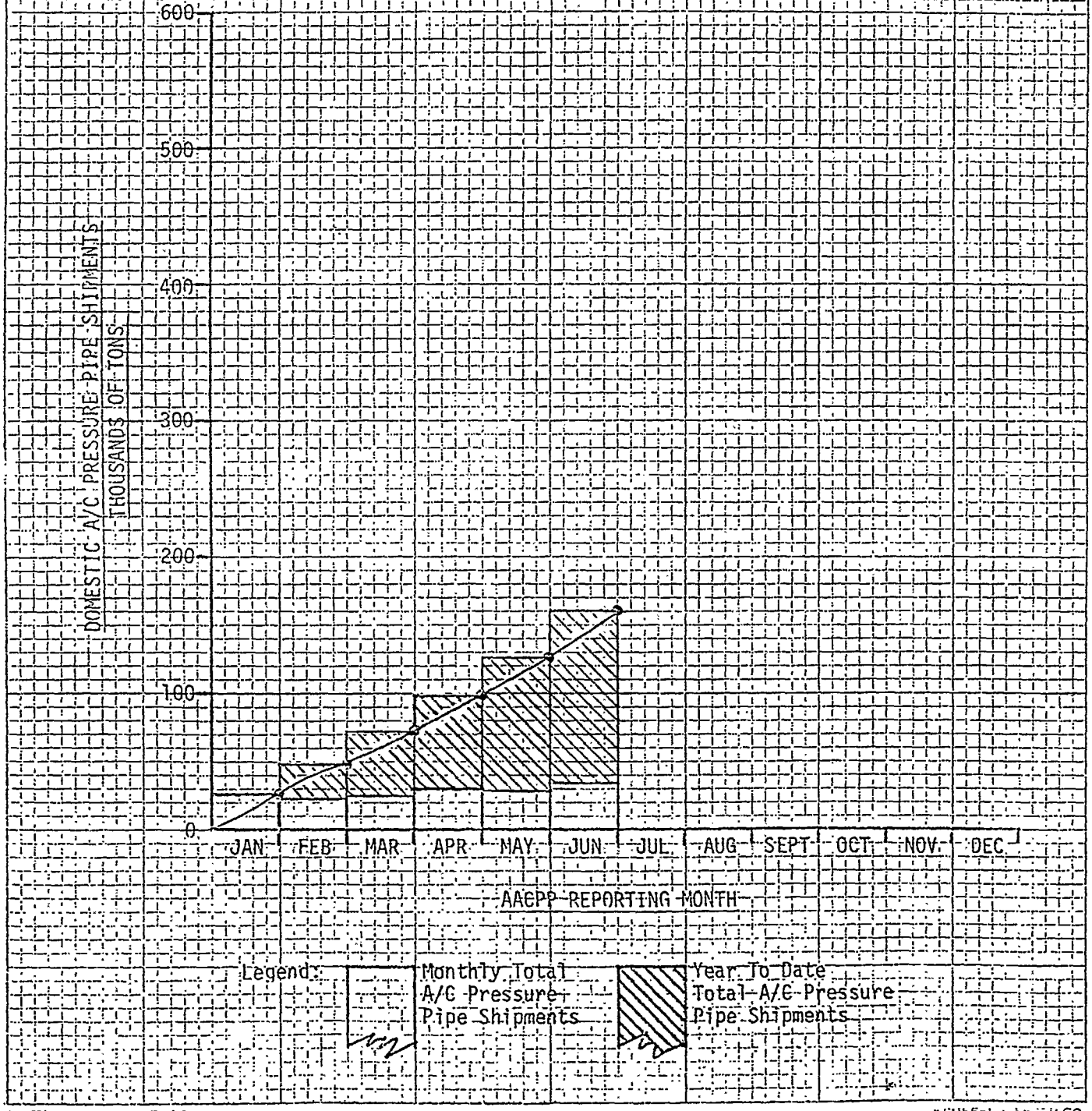

12 5705
10 X 10 TO THE INCH

KEUFFEL & ESSER CO.
MADE IN U.S.A.

CAPCO JEN 0024224

A/C PIPE PRODUCERS ASSOCIATION
SUITE 1113, 1575 CONNECTICUT AVENUE N.W.
WASHINGTON, D.C. 20009

-CONFIDENTIAL-

1975
DOMESTIC A/C PRESSURE PIPE SHIPMENTS*
FOOTAGE

*4" Thru 16" Diameter Pressure Pipe

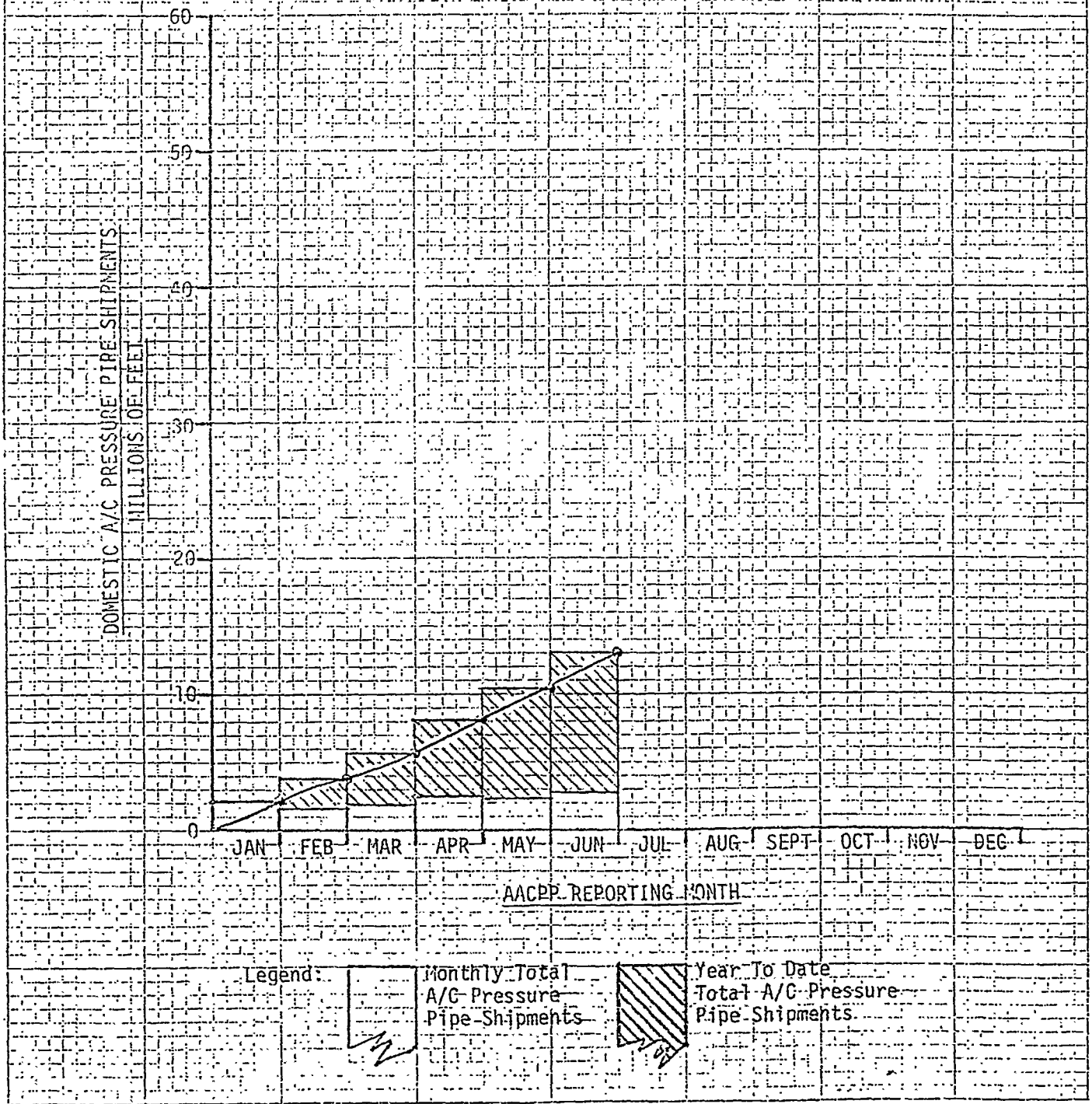

12 5705
10 X 10 TO THE INCH

KEUFFEL & ESSER CO.
MADE IN U.S.A.

CAPCO JEN 0024225

A/C PIPE PRODUCERS ASSOCIATION
SUITE 1113, 1675 CONNECTICUT AVENUE, N.W.
WASHINGTON, D.C. 20009

-CONFIDENTIAL-

SUMMARY SHEET
DOMESTIC A/C PRESSURE PIPE SHIPMENTS
1975

AACPP REPORTING MONTH

	Jan.	Feb.	Mar.	Apr.	May	June	July	Aug.	Sept.	Oct.	Nov.	Dec.	Year
1. Footage - Ft. x 10^3	2,140	1,678	1,894	2,359	2,209	2,746							
2. Percent By Class													
Class 100	0.65	0.72	0.74	1.44	1.31	0.98							
Class 150	85.56	86.17	87.59	86.22	85.83	86.78							
Class 200	13.79	13.11	11.67	12.34	12.86	12.24							
3. Percent By Size													
4 Inch	8.83	6.44	5.54	4.83	5.25	3.97							
6 Inch	32.29	27.29	34.69	32.35	31.37	34.01							
8 Inch	31.45	29.14	29.30	29.17	30.20	28.77							
10 Inch	5.47	7.57	7.87	9.28	10.10	7.50							
12 Inch	17.90	22.05	14.79	17.59	14.89	18.46							
14 Inch	1.92	5.19	4.59	1.40	2.17	2.30							
16 Inch	2.15	2.32	3.22	5.38	6.02	4.99							
4. Percent By Region													
Northeast	0.65	1.13	0.58	1.40	0.77	1.13							
Middle Atlantic	6.03	4.95	5.70	4.92	3.85	3.86							
E.N. Central	5.33	6.50	5.91	9.84	9.46	12.34							
W.N. Central	3.46	1.25	4.28	1.70	5.43	2.99							
South Atlantic	16.68	12.22	14.31	17.93	11.73	12.34							
E.S. Central	1.45	3.64	2.85	1.82	4.17	3.39							
W.S. Central	23.18	20.68	20.96	18.31	17.47	18.28							
Mountain	16.54	21.93	17.48	17.80	15.30	13.33							
Pacific	26.68	27.71	27.93	26.28	31.82	32.34							
5. Tonnage - Tons													
Gross Aggregate	48,913**	44,373	46,934	56,403	54,439	57,807							
Equivalent	24,176**	21,961	23,002	29,321	28,475	33,542							
Equivalent - %	49.43**	49.49	49.01	51.99	52.31	58.02							
6. Shipment Ratios													
Average Tons/Ft.	0.0113**	0.0131	0.0121	0.0124	0.0129	0.0122							
Average Lbs./Ft.	22.59**	26.18	24.29	24.86	25.78	24.43							
Average Ft./Ton	88.52**	76.41	82.34	80.45	77.58	81.87							

**Adjusted

CAPCO JEN 0024226

A/C PIPE PRODUCERS ASSOCIATION
Suite 1113, 1875 Connecticut Ave., N.W., Washington, D.C. 20009

CONFIDENTIAL REPORT	
COMPANY	A/C PIPE PROD. ASSN.
MONTH OF	JAN. THRU DEC. 1975

DOMESTIC NON-PRESSURE SEWER PIPE SHIPMENTS - FOOTAGE - PERCENT OF TOTAL 1975 SHIPMENTS

	REGION	NOMINAL PIPE DIAMETER - INCHES							REGION TOTAL
		4	5	6	8	10	12	14-36	
CLASS 1500	NORTHEAST	1.867	1.382	1.591	0.000	0.000	0.000	0.000	4.840
	MIDDLE ATLANTIC	1.427	1.444	1.529	0.056	0.006	0.000	0.000	4.462
	E.N. CENTRAL	0.592	0.000	0.344	0.271	0.079	0.017	0.006	1.309
	W.N. CENTRAL	0.513	0.000	0.113	0.039	0.011	0.000	0.000	0.676
	SOUTH ATLANTIC	0.079	0.000	0.085	0.197	0.028	0.023	0.006	0.418
	E.S. CENTRAL	0.000	0.000	0.056	0.175	0.023	0.011	0.000	0.265
	W.S. CENTRAL	0.338	0.000	0.226	0.000	0.000	0.000	0.000	0.564
	MOUNTAIN	2.561	0.000	0.226	1.089	0.090	0.011	0.000	3.977
	PACIFIC	7.485	0.000	0.694	1.523	0.237	0.243	0.056	10.238
	SIZE TOTAL	14.862	2.826	4.864	3.350	0.474	0.305	0.068	26.749
CLASS 2400	NORTHEAST	1.060	0.361	2.059	4.355	0.530	0.451	0.231	9.047
	MIDDLE ATLANTIC	2.775	0.457	3.272	8.715	0.745	0.784	0.423	17.171
	E.N. CENTRAL	0.282	0.000	0.626	1.839	0.186	0.175	0.203	3.311
	W.N. CENTRAL	0.006	0.000	0.039	0.045	0.000	0.017	0.011	0.118
	SOUTH ATLANTIC	0.355	0.000	1.709	5.308	0.626	0.479	0.406	8.883
	E.S. CENTRAL	0.000	0.000	0.051	0.107	0.000	0.023	0.006	0.187
	W.S. CENTRAL	0.006	0.000	0.079	0.113	0.169	0.113	0.068	0.548
	MOUNTAIN	0.440	0.000	0.090	1.201	0.152	0.209	0.203	2.295
	PACIFIC	1.563	0.000	0.795	3.638	0.530	0.626	0.479	7.631
	SIZE TOTAL	6.487	0.818	8.720	25.321	2.938	2.877	2.030	49.191
CLASS 3300	NORTHEAST	0.169	0.079	0.293	1.952	0.406	0.530	0.570	3.999
	MIDDLE ATLANTIC	0.581	0.034	1.117	8.450	1.117	0.739	1.286	13.324
	E.N. CENTRAL	0.006	0.000	0.062	0.186	0.039	0.039	0.254	0.586
	W.N. CENTRAL	0.000	0.000	0.000	0.000	0.000	0.000	0.000	0.000
	SOUTH ATLANTIC	0.011	0.000	0.039	0.508	0.118	0.062	0.434	1.172
	E.S. CENTRAL	0.000	0.006	0.000	0.023	0.006	0.006	0.006	0.047
	W.S. CENTRAL	0.000	0.000	0.006	0.017	0.028	0.017	0.011	0.079
	MOUNTAIN	0.006	0.000	0.011	0.113	0.023	0.034	0.372	0.559
	PACIFIC	0.254	0.006	0.073	0.276	0.079	0.130	0.367	1.185
	SIZE TOTAL	1.027	0.125	1.601	11.525	1.816	1.557	3.300	20.951
CLASS 4000	NORTHEAST					0.017	0.051	0.259	0.327
	MIDDLE ATLANTIC					0.062	0.175	0.632	0.869
	E.N. CENTRAL					0.000	0.028	0.118	0.146
	W.N. CENTRAL					0.000	0.000	0.000	0.000
	SOUTH ATLANTIC					0.006	0.011	0.118	0.135
	E.S. CENTRAL					0.000	0.000	0.000	0.000
	W.S. CENTRAL					0.006	0.000	0.006	0.012
	MOUNTAIN					0.000	0.000	0.034	0.034
	PACIFIC					0.000	0.000	0.096	0.096
	SIZE TOTAL					0.091	0.265	1.263	1.619

CONTINUED

DOMESTIC - NON-PRESSURE SEWER PIPE SHIPMENTS - THOUSANDS OF FEET

	REGION	NOMINAL PIPE DIAMETER - INCHES							REGIONAL TOTAL
		4	5	6	8	10	12	14-36	
CLASS 5000 & UP	NORTHEAST					0.028	0.023	0.237	0.288
	MIDDLE ATLANTIC					0.045	0.062	0.857	0.964
	E.N. CENTRAL					0.000	0.000	0.085	0.0
	W.N. CENTRAL					0.000	0.000	0.011	0.0
	SOUTH ATLANTIC					0.000	0.000	0.039	0.039
	E.S. CENTRAL					0.000	0.000	0.006	0.006
	W.S. CENTRAL					0.000	0.000	0.011	0.011
	MOUNTAIN					0.000	0.000	0.017	0.017
	PACIFIC					0.006	0.011	0.051	0.068
	SIZE TOTAL					0.079	0.096	1.314	1.489
COMBINED CLASSES	NORTHEAST	3.096	1.822	3.943	6.307	0.981	1.055	1.297	18.501
	MIDDLE ATLANTIC	4.783	1.935	5.918	17.221	1.975	1.760	3.198	36.790
	E.N. CENTRAL	0.880	0.000	1.032	2.296	0.304	0.259	0.666	5.437
	W.N. CENTRAL	0.519	0.000	0.152	0.084	0.011	0.017	0.022	0.805
	SOUTH ATLANTIC	0.445	0.000	1.833	6.013	0.778	0.575	1.003	10.647
	E.S. CENTRAL	0.000	0.006	0.107	0.305	0.029	0.040	0.018	0.505
	W.S. CENTRAL	0.344	0.000	0.311	0.130	0.203	0.130	0.096	1.214
	MOUNTAIN	3.007	0.000	0.327	2.403	0.265	0.254	0.626	6.882
	PACIFIC	9.302	0.006	1.562	5.437	0.852	1.010	1.049	19.218
	SIZE TOTAL	22.376	3.769	15.185	40.196	5.398	5.100	7.975	100.00

NAME J. C. Jackson

*TOTAL FOOTAGE SHIPPED	17.728
EQUIVALENT TONNAGE	131.609

GENERAL INSTRUCTIONS

1. This report is to be forwarded to A/C PIPE PRODUCERS ASSOCIATION (hereinafter referred to as the "Association"). Attention of Executive Director, Suite 1113, Universal Building, North, 1875 Connecticut Avenue, N.W., Washington, D.C. 20009 within 45 days following the month for which the report is made.

This report and the information contained in it will be kept confidential by the Association The data regarding shipments contained in this report will be consolidated with similar data for the same month from other reporting companies. Only the totals for each category will be reported by the Association. No totals will be reported by the Association for any category until such time as at least three companies have reported shipments in such category for a period of three consecutive months.

2. Do not include in your report shipments by your company to other AACPP members. Products shipped by your company to another AACPP member will be reported by that member upon shipment by it.

3. For purposes of this report NON-PRESSURE SEWER PIPE is defined as ASBESTOS CEMENT pipe which is in conformance with CLASS 1500, 2400, 3300, 4000 and/or 5000 & UP specifications and which is shipped to a final destination within the continental U.S., including Alaska and Hawaii.

4. SHIPMENTS for purposes of this report mean FOOTAGE shipped in thousands of feet.

5. For purposes of this report monthly EQUIVALENT TONNAGE means tons equivalent to total footag of 4-inch thru 36-inch non-pressure sewer pipe shipped to all regions regardless of Class and/or diameter without allowance for fittings; TOTAL TONS includes fittings.

6. REGIONS for purposes of this report correspond to standard Department of Commerce reporting areas as geographically depicted in FIGURE I.

7. The person at the reporting company to whom questions concerning the report are to be directed by the Association should be designated in the space at the lower left-hand corner.

A/C PIPE PRODUCERS ASSOCIATION
Suite 1113, 1875 Connecticut Ave., N.W., Washington, D.C. 20009

CONFIDENTIAL REPORT	
COMPANY	A/C PIPE PROD. ASSN.
MONTH OF	JAN. THRU DEC. 1975

DOMESTIC - NON-PRESSURE SEWER PIPE SHIPMENTS - THOUSANDS OF FEET

	REGION	NOMINAL PIPE DIAMETER - INCHES							REGION TOTAL
		4	5	6	8	10	12	14-36	
CLASS 1500	NORTHEAST	331	245	282	0	0	0	0	858
	MIDDLE ATLANTIC	253	256	271	10	1	0	0	791
	E.N. CENTRAL	105	0	61	48	14	3	1	232
	W.N. CENTRAL	91	0	20	7	2	0	0	120
	SOUTH ATLANTIC	14	0	15	35	5	4	1	74
	E.S. CENTRAL	0	0	10	31	4	2	0	47
	W.S. CENTRAL	60	0	40	0	0	0	0	100
	MOUNTAIN	454	0	40	193	16	2	0	705
	PACIFIC	1327	0	123	270	42	43	10	1815
	SIZE TOTAL	2635	501	862	594	84	54	12	4742
CLASS 2400	NORTHEAST	188	64	365	772	94	80	41	1604
	MIDDLE ATLANTIC	492	81	580	1545	132	139	75	3044
	E.N. CENTRAL	50	0	111	326	33	31	36	587
	W.N. CENTRAL	1	0	7	8	0	3	2	21
	SOUTH ATLANTIC	63	0	303	941	111	85	72	1575
	E.S. CENTRAL	0	0	9	19	0	4	1	33
	W.S. CENTRAL	1	0	14	20	30	20	12	97
	MOUNTAIN	78	0	16	213	27	37	36	407
	PACIFIC	277	0	141	645	94	111	85	1353
	SIZE TOTAL	1150	145	1546	4489	521	510	360	8721
CLASS 3300	NORTHEAST	30	14	52	346	72	94	101	709
	MIDDLE ATLANTIC	103	6	198	1498	198	131	228	2362
	E.N. CENTRAL	1	0	11	33	7	7	45	104
	W.N. CENTRAL	0	0	0	0	0	0	0	0
	SOUTH ATLANTIC	2	0	7	90	21	11	77	208
	E.S. CENTRAL	0	1	0	4	1	1	1	8
	W.S. CENTRAL	0	0	1	3	5	3	2	14
	MOUNTAIN	1	0	2	20	4	6	66	99
	PACIFIC	45	1	13	49	14	23	65	210
	SIZE TOTAL	182	22	284	2043	322	276	585	3714
CLASS 4000	NORTHEAST					3	9	46	58
	MIDDLE ATLANTIC					11	31	112	154
	E.N. CENTRAL					0	5	21	26
	W.N. CENTRAL					0	0	0	0
	SOUTH ATLANTIC					1	2	21	24
	E.S. CENTRAL					0	0	0	0
	W.S. CENTRAL					1	0	1	2
	MOUNTAIN					0	0	6	6
	PACIFIC					0	0	17	17
	SIZE TOTAL					16	47	224	287

CONTINUED

CAPCO JEN 0024229

DOMESTIC - NON-PRESSURE SEWER PIPE SHIPMENTS - THOUSANDS OF FEET

	REGION	NOMINAL PIPE DIAMETER - INCHES							REGION TOTAL
		4	5	6	8	10	12	14-36	
CLASS 5000 & UP	NORTHEAST					5	4	42	51
	MIDDLE ATLANTIC					8	11	152	171
	E.N. CENTRAL					0	0	15	15
	W.N. CENTRAL					0	0	2	)
	SOUTH ATLANTIC					0	0	7	/
	E.S. CENTRAL					0	0	1	1
	W.S. CENTRAL					0	0	2	2
	MOUNTAIN					0	0	3	3
	PACIFIC					1	2	9	12
	SIZE TOTAL					14	17	233	264
COMBINED CLASSES	NORTHEAST	549	323	699	1118	174	187	219	3269
	MIDDLE ATLANTIC	848	343	1049	3053	350	312	578	6533
	E.N. CENTRAL	156	0	183	407	54	46	118	964
	W.N. CENTRAL	92	0	27	15	2	3	2	141
	SOUTH ATLANTIC	79	0	325	1066	138	102	181	1891
	E.S. CENTRAL	0	1	19	54	5	7	2	88
	W.S. CENTRAL	61	0	55	23	36	23	17	215
	MOUNTAIN	533	0	58	426	47	45	111	1220
	PACIFIC	1649	1	277	964	151	179	186	3407
	SIZE TOTAL	3967	668	2692	7126	957	904	1414	17728

NAME S. D. Jackson

EQUIVALENT TONNAGE	131,609
TOTAL TONNAGE	153,522

GENERAL INSTRUCTIONS

1. This report is to be forwarded to A/C PIPE PRODUCERS ASSOCIATION (hereinafter referred to as the "Association"). Attention of Executive Director, Suite 1113, Universal Building, 1875 Connecticut Avenue, N.W., Washington, D.C. 20009 within 45 days following the month for which the report is made.

This report and the information contained in it will be kept confidential by the Associati The data regarding shipments contained in this report will be consolidated with similar da for the same month from other reporting companies. Only the totals for each category will be reported by the Association. No totals will be reported by the Association for any cat gory until such time as at least three companies have reported shipments in such category for a period of three consecutive months.

2. Do not include in your report shipments by your company to other AACPP members. Products shipped by your company to another AACPP member will be reported by that member upon shipment by it.

3. For purposes of this report NON-PRESSURE SEWER PIPE is defined as ASBESTOS CEMENT pipe whi is in conformance with CLASS 1500, 2400, 3300, 4000 and/or 5000 & UP specifications and which is shipped to a final destination within the continental U.S., including Alaska and Hawaii.

4. SHIPMENTS for purposes of this report mean FOOTAGE shipped in thousands of feet.

5. For purposes of this report monthly EQUIVALENT TONNAGE means tons equivalent to total foot of 4-inch thru 36-inch non-pressure sewer pipe shipped to all regions regardless of Class and/or diameter without allowance for fittings; TOTAL TONS includes fittings.

6. REGIONS for purposes of this report correspond to standard Department of Commerce reporti areas as geographically depicted in FIGURE I.

7. The person at the reporting company to whom questions concerning the report are to be dir ed by the Association should be designated in the space at the lower left-hand corner.

CAPCO JEN 0024230

A/C PIPE PRODUCERS ASSOCIATION
SUITE 1113, 1875 CONNECTICUT AVENUE, N.W.
WASHINGTON, D.C. 20009

-CONFIDENTIAL-

1975 DOMESTIC A/C PIPE SHIPMENTS TONNAGE

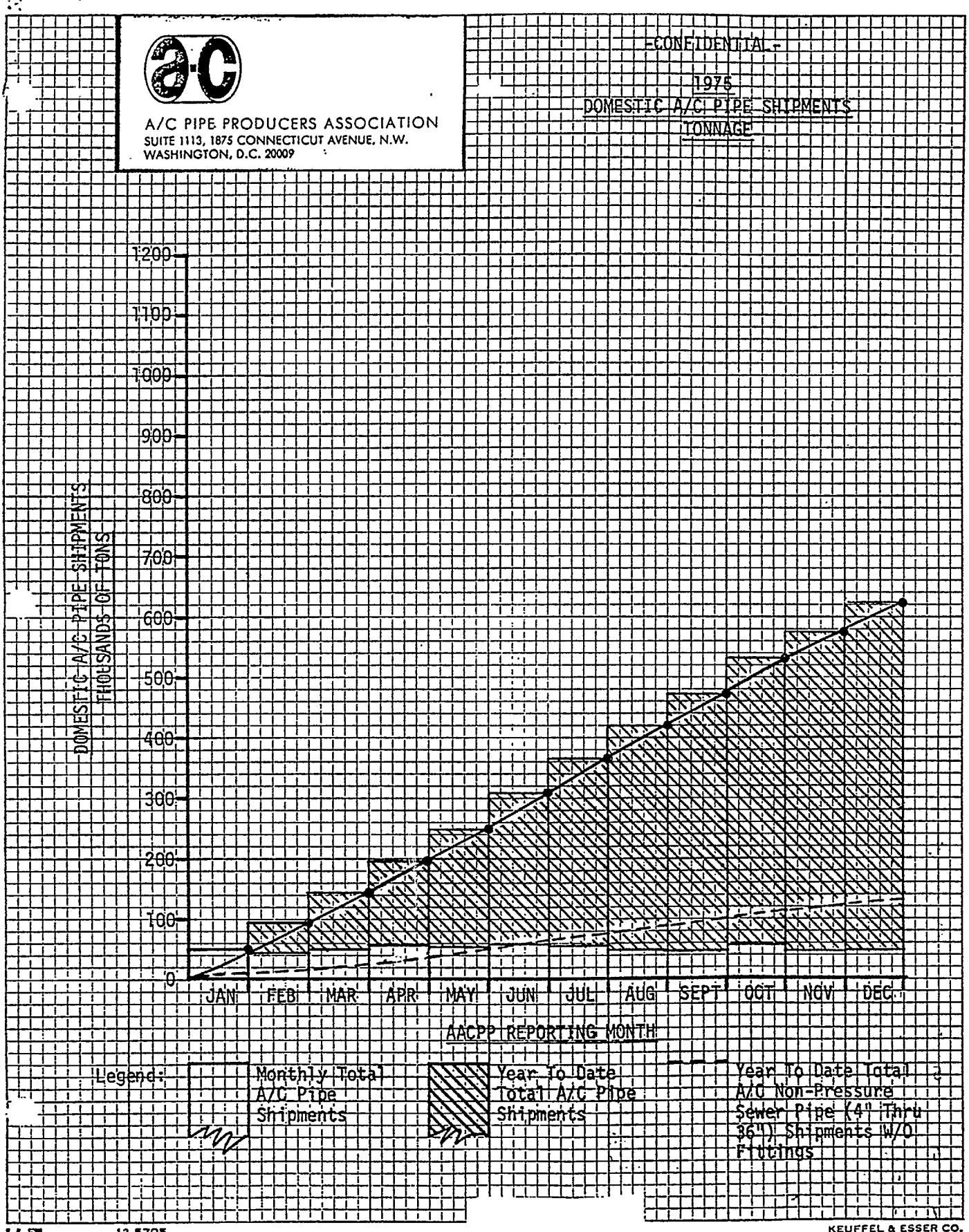

K+E 12 5705
10 X 10 TO THE INCH
KEUFFEL & ESSER CO.
MADE IN U.S.A.

CAPCO JEN 0024231

A/C PIPE PRODUCERS ASSOCIATION
SUITE 1113, 1875 CONNECTICUT AVENUE, N.W.
WASHINGTON, D.C. 20009

-CONFIDENTIAL-

1975
DOMESTIC A/C NON-PRESSURE SEWER PIPE SHIPMENTS*
TONNAGE

*4" Thru 36" Diameter Sewer Pipe

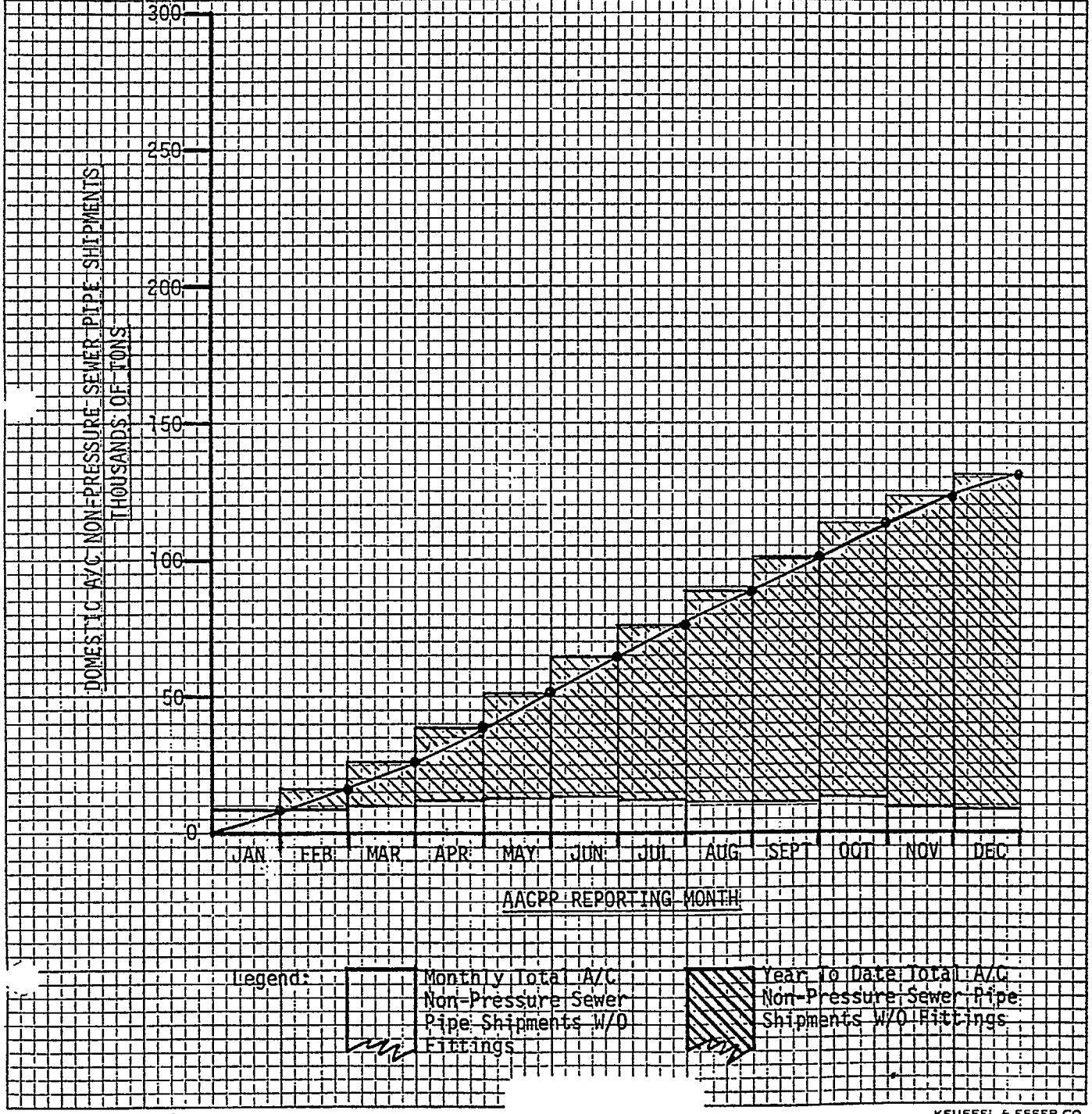

K&E 12 5705
10 X 10 TO THE INCH
KEUFFEL & ESSER CO.
MADE IN U.S.A.

CAPCO JEN 0024232

A/C PIPE PRODUCERS ASSOCIATION
SUITE 1113, 1875 CONNECTICUT AVENUE, N.W.
WASHINGTON, D.C. 20009

-CONFIDENTIAL-

1975
DOMESTIC A/C Non-PRESSURE SEWER PIPE SHIPMENTS*
FOOTAGE

*4" Thru 36" Diameter Sewer Pipe

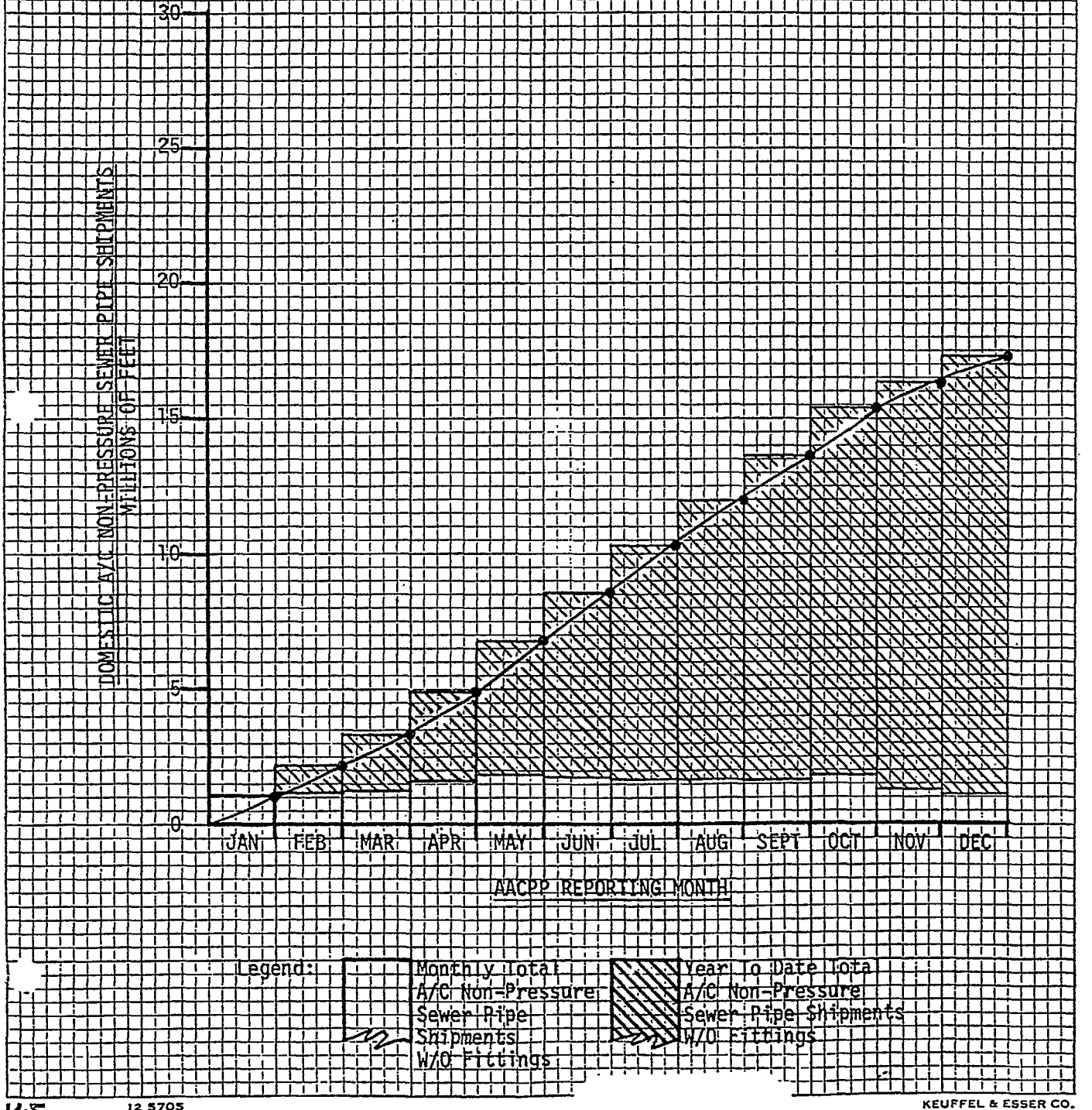

K&E 12 5705
10 X 10 TO THE INCH

KEUFFEL & ESSER CO.
MADE IN U.S.A.

A/C PIPE PRODUCERS ASSOCIATION
SUITE 1113, 1875 CONNECTICUT AVENUE, N.W.
WASHINGTON, D.C. 20009

-CONFIDENTIAL-

SUMMARY SHEET
DOMESTIC A/C NON-PRESSURE SEWER PIPE SHIPMENTS
1975

AACPP REPORTING MONTH

	Jan.	Feb.	Mar.	Apr.	May	June	July	Aug.	Sept.	Oct.	Nov.	Dec.	Year
1. Footage - Ft. x 10^3	1,073	1,103	1,149	1,606	1,858	1,770	1,719	1,706	1,659	1,753	1,236	1,096	17,72
2. Percent By Class													
Class 1500	27.59	26.56	25.59	29.89	34.55	29.38	28.80	26.44	22.73	22.53	22.82	19.80	26.7
Class 2400	49.39	54.13	40.82	45.21	46.18	49.27	50.73	50.41	52.20	52.71	50.73	47.45	49.1
Class 3300	19.39	16.77	28.37	21.54	17.01	18.53	18.03	19.69	22.12	22.30	23.14	28.74	20.9
Class 4000	2.14	0.91	2.96	1.18	0.97	1.24	1.34	2.64	1.51	1.43	1.62	2.10	1.6
Class 5000	1.49	1.63	2.26	2.18	1.29	1.58	1.10	0.82	1.44	1.03	1.69	1.91	1.4
3. Percent By Size													
4 Inch	24.14	19.95	17.76	26.28	25.83	25.14	26.47	23.04	20.19	20.02	20.79	13.32	22.3
5 Inch	5.31	3.45	2.96	3.18	6.89	3.11	3.55	3.63	2.29	3.54	3.64	3.38	3.7
6 Inch	13.70	19.40	14.97	15.32	16.15	14.29	15.13	15.59	15.37	13.75	15.05	13.87	15.1
8 Inch	35.79	38.80	40.47	35.55	34.82	39.49	36.01	41.09	43.46	45.52	42.72	51.55	40.2
10 Inch	7.92	4.99	5.83	5.66	4.63	4.58	6.51	4.22	5.85	4.62	5.75	5.38	5.4
12 Inch	3.73	5.44	5.74	6.66	4.79	5.59	5.99	4.81	4.88	4.62	3.72	4.56	5.0
14-36 Inch	9.41	7.98	12.27	7.35	6.89	7.80	6.34	7.62	7.96	7.93	8.33	7.94	7.9
4. Percent By Region													
Northeast	13.05	16.41	16.45	18.62	20.56	18.48	20.42	19.11	20.86	18.93	18.45	15.33	18.4
Middle Atlantic	40.73	33.18	37.34	36.67	36.98	33.11	32.63	33.12	34.96	42.44	40.45	44.62	36.8
E.N. Central	4.85	4.35	4.87	4.92	5.11	7.12	5.53	4.69	7.72	5.82	4.29	4.56	5.4
W.N. Central	0.56	0.18	1.31	0.44	1.83	1.19	0.52	0.41	0.72	1.14	0.16	0.55	0.7
South Atlantic	13.51	16.96	11.14	9.09	8.23	9.94	9.07	10.55	8.92	8.56	13.59	14.05	10.6
E.S. Central	0.00	0.27	0.69	0.00	1.24	1.30	0.12	0.00	0.48	0.63	0.57	0.27	0.5
W.S. Central	1.49	2.63	2.44	2.24	0.32	0.73	0.58	1.29	0.84	0.97	1.05	1.00	1.2
Mountain	7.74	8.43	5.48	5.79	8.88	8.47	8.38	6.86	6.33	5.08	4.94	5.20	6.8
Pacific	18.08	17.59	20.28	22.23	16.85	19.66	22.75	23.97	19.17	16.43	16.50	14.42	19.2

(over)

CAPCO JEN 0024234

A/C PIPE PRODUCERS ASSOCIATION
SUITE 1113, 1875 CONNECTICUT AVENUE, N.W.
WASHINGTON, D.C. 20009

-CONFIDENTIAL-

SUMMARY SHEET
DOMESTIC A/C NON-PRESSURE SEWER PIPE SHIPMENTS
1975

AACPP REPORTING MONTH

	Jan.	Feb.	Mar.	Apr.	May	June	July	Aug.	Sept.	Oct.	Nov.	Dec.	Year
5. Tonnage - Tons													
Gross Aggregate[1]	48.913+	44,373	46,934	56,403	54,439	57,807	57,121	54,045	52,452	58,769	45,911	46,588	623,75
Total	10,251	9,716	11,766	14,264	15,321	14,816	14,041	14,273	14,380	14,555	10,545	9,584	153,52
Equivalent	7,961	8,120	9,936	12,083	12,913	13,123	12,014	12,508	12,377	12,594	9,258	8,732	131,60
Total - %[2]	20.96+	21.90	25.07	25.29	28.14	25.63	24.58	26.41	27.42	24.77	22.97	20.57	24.6
Equivalent - %[2]	16.28+	18.30	21.17	21.42	23.72	22.70	21.03	23.14	23.60	21.43	20.16	18.74	21.1
Total/Equivalent	1.29	1.20	1.18	1.18	1.19	1.12	1.17	1.14	1.16	1.16	1.14	1.10	1.1
6. Shipment Ratios Without Fittings													
Average Tons/Ft.	0.0074	0.0074	0.0086	0.0075	0.0069	0.0074	0.0070	0.0073	0.0075	0.0071	0.0074	0.0079	0.007
Average Lbs./Ft.	14.84	14.72	17.30	15.05	13.90	14.83	13.98	14.66	14.92	14.37	14.98	15.93	14.8
Average Ft./Ton	134.78	135.84	115.64	132.91	143.89	134.88	143.08	136.39	134.04	139.19	133.51	125.52	134.7

NOTES: 1. GROSS AGGREGATE TONNAGE means total monthly tonnage of all domestic A/C pipe shipments.

2. Percentage (%) based on GROSS AGGREGATE TONNAGE equaling 100%.

+Adjusted

CAPCO JEN 0024235

-CONFIDENTIAL-

1975

DOMESTIC A/C PIPE SHIPMENTS

TONNAGE

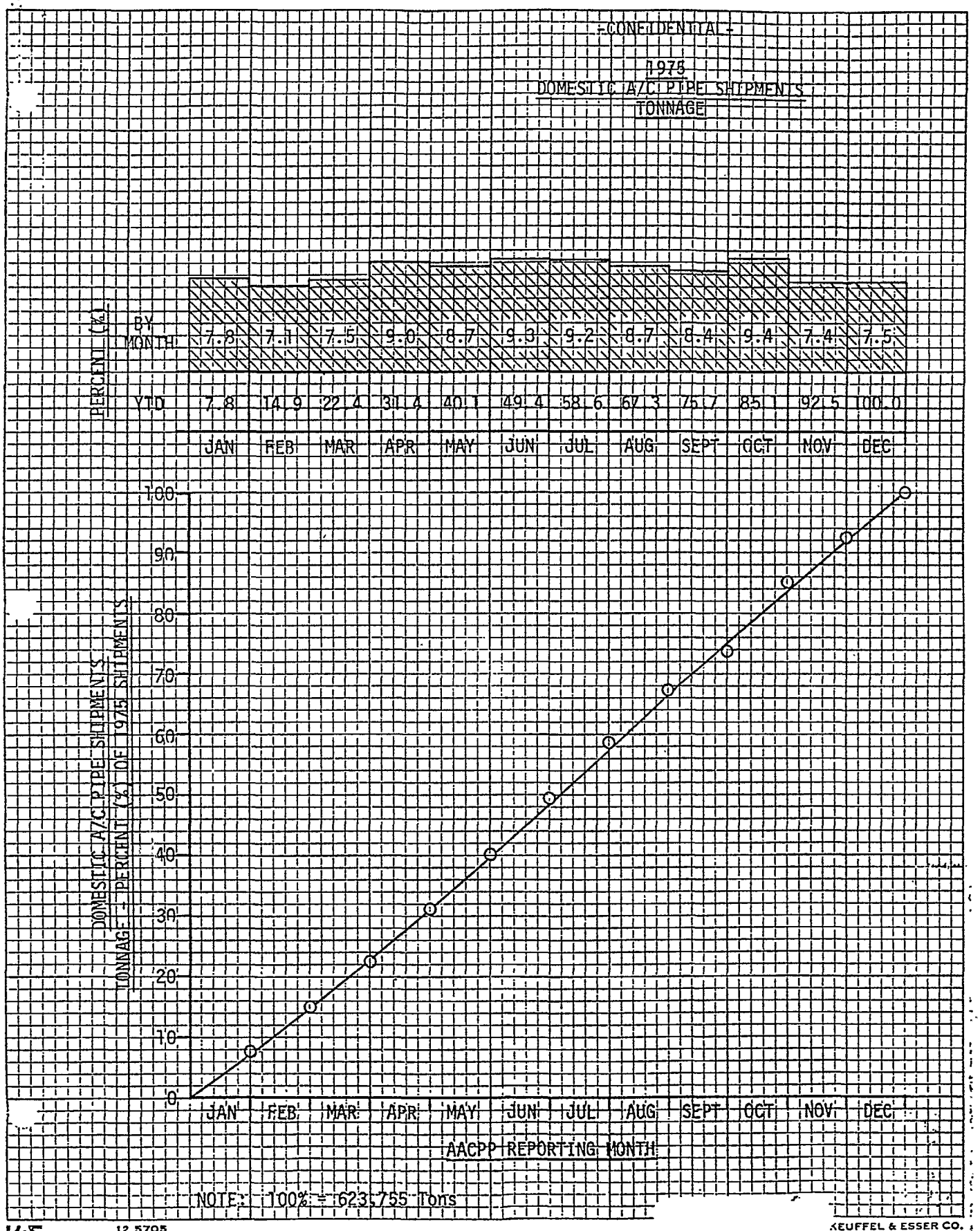

NOTE: 100% = 623,755 Tons

K+E 12 5705
10 X 10 TO THE INCH

KEUFFEL & ESSER CO.
MADE IN U.S.A.

CAPCO JEN 0024236

-CONFIDENTIAL-

1975

DOMESTIC A/C NON-PRESSURE SEWER PIPE SHIPMENTS*

TONNAGE

*4" Thru 36" Diameter Non-Pressure Sewer Pipe without allowance for fittings.

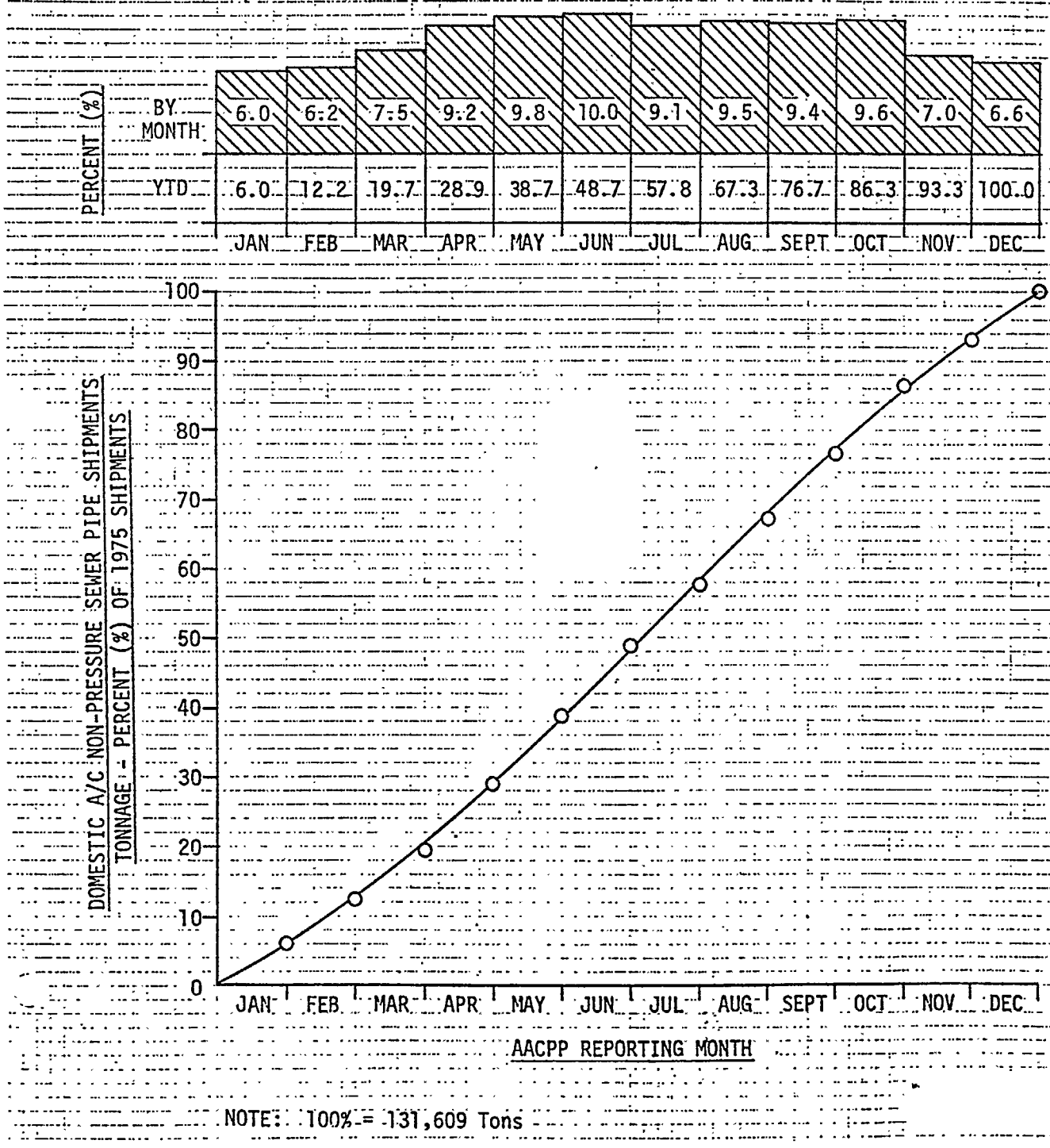

NOTE: 100% = 131,609 Tons

-CONFIDENTIAL-

1975
DOMESTIC A/C NON-PRESSURE SEWER PIPE SHIPMENTS*
FOOTAGE

*4" Thru 36" Diameter Non-Pressure Sewer Pipe

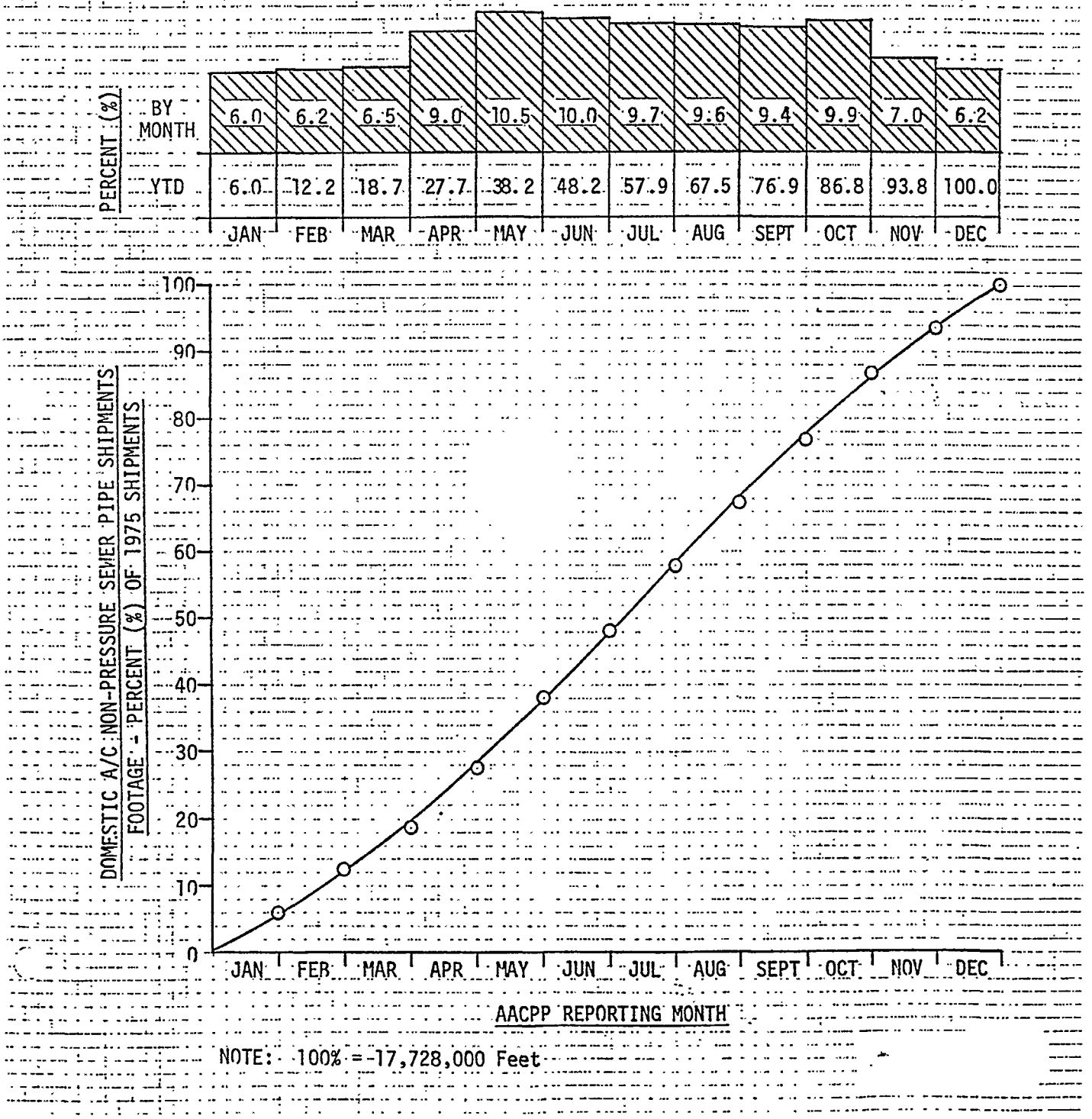

NOTE: 100% = 17,728,000 Feet

CAPCO JEN 0024238

-CONFIDENTIAL-

1975

DOMESTIC A/C NON-PRESSURE SEWER PIPE SHIPMENTS*

FOOTAGE

*4" Thru 36" Diameter Non-Pressure Sewer Pipe

NOTE: 100% = 17,728,000 Feet

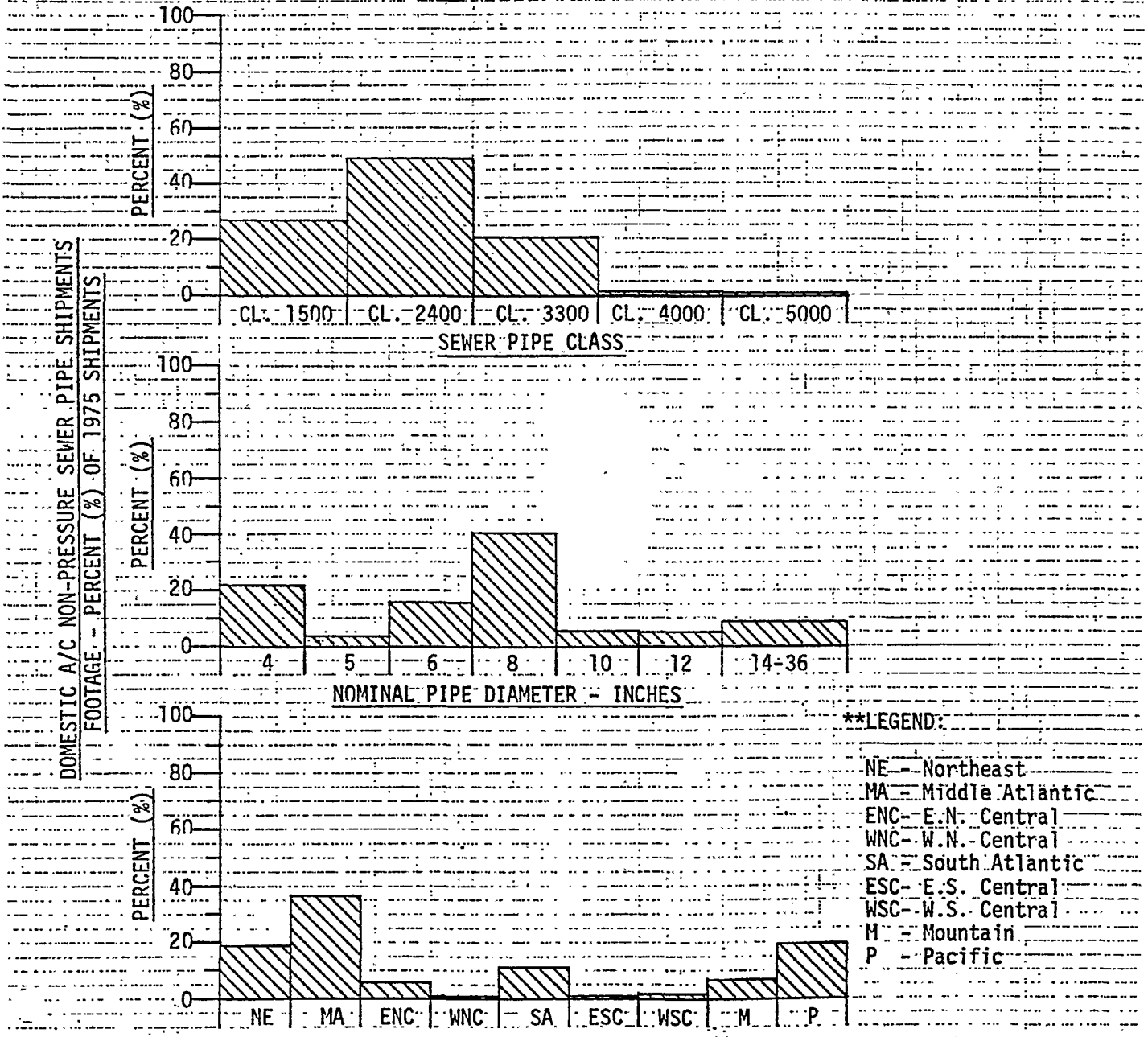

**LEGEND:

NE - Northeast
MA - Middle Atlantic
ENC - E.N. Central
WNC - W.N. Central
SA - South Atlantic
ESC - E.S. Central
WSC - W.S. Central
M - Mountain
P - Pacific

-CONFIDENTIAL-

1975

DOMESTIC A/C NON-PRESSURE SEWER PIPE SHIPMENTS*

FOOTAGE

*4" Thru 36" Diameter Non-Pressure Sewer Pipe

NOTE: 100% = 17,728,000 Feet

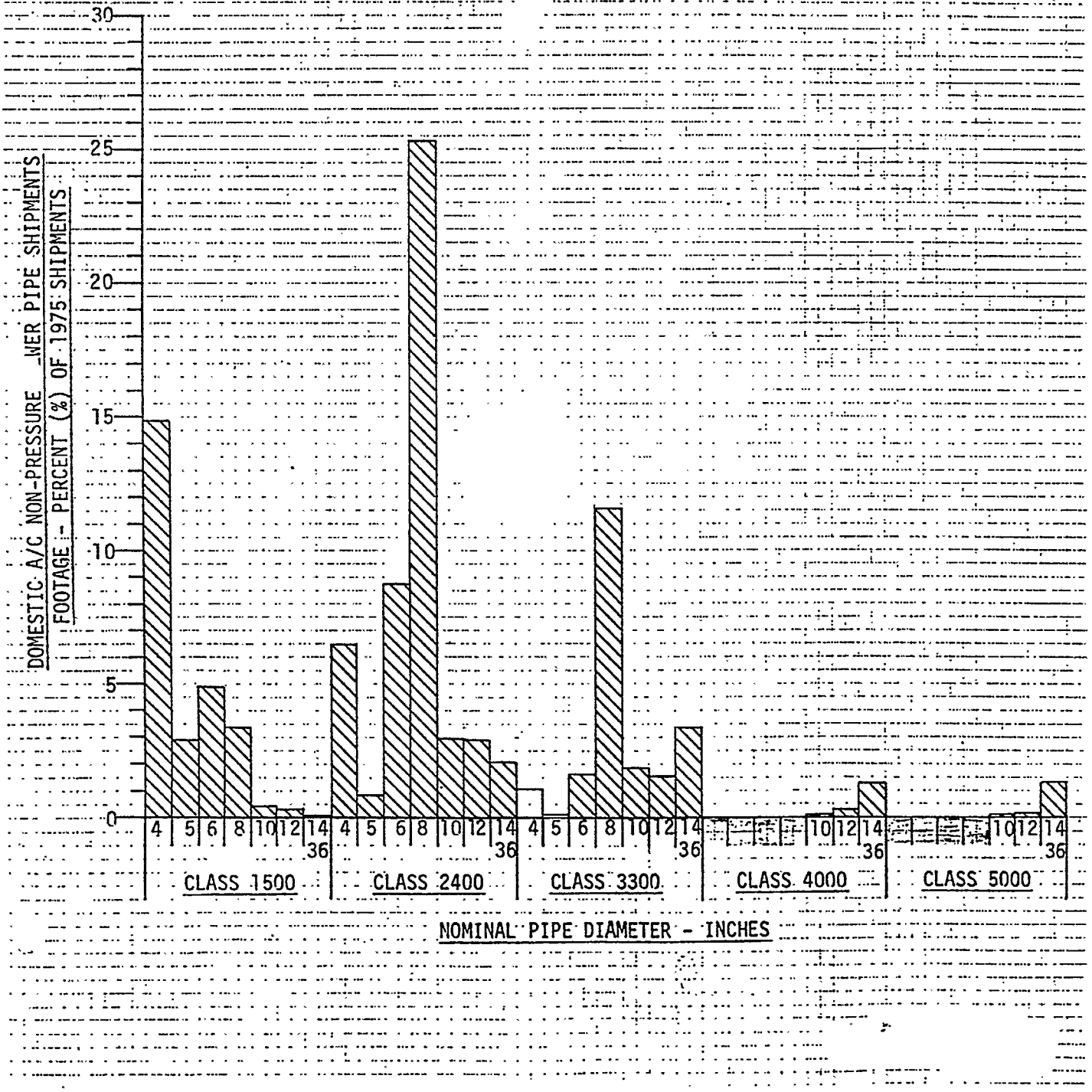

CAPCO JEN 0024240

A/C PIPE PRODUCERS ASSOCIATION
Suite 1113, 1875 Connecticut Ave., N.W., Washington, D.C. 20009

CONFIDENTIAL REPORT	
COMPANY	A/C PIPE PROD. ASSN.
MONTH OF	JAN. THRU DEC. 1975

DOMESTIC PRESSURE PIPE SHIPMENTS - FOOTAGE - PERCENT OF TOTAL 1975 SHIPMENTS

	REGION	NOMINAL PIPE DIAMETER - INCHES 4	6	8	10	12	14	16	REGION TOTAL
CLASS 100	NORTHEAST	0.000	0.004	0.000	0.007	0.000	0.000	0.004	0.015
	MIDDLE ATLANTIC	0.000	0.000	0.041	0.022	0.000	0.000	0.000	0.063
	E.N. CENTRAL	0.004	0.007	0.000	0.000	0.000	0.004	0.004	0.019
	W.N. CENTRAL	0.000	0.007	0.000	0.007	0.022	0.022	0.000	0.058
	SOUTH ATLANTIC	0.004	0.007	0.000	0.000	0.000	0.004	0.000	0.015
	E.S. CENTRAL	0.000	0.004	0.000	0.000	0.000	0.000	0.000	0.004
	W.S. CENTRAL	0.004	0.078	0.067	0.370	0.078	0.030	0.030	0.657
	MOUNTAIN	0.033	0.007	0.033	0.007	0.115	0.007	0.015	0.217
	PACIFIC	0.015	0.041	0.037	0.070	0.018	0.063	0.156	0.400
	SIZE TOTAL	0.060	0.155	0.178	0.483	0.233	0.130	0.209	1.448
CLASS 150	NORTHEAST	0.078	0.174	0.529	0.063	0.130	0.000	0.063	1.037
	MIDDLE ATLANTIC	0.200	1.148	1.444	0.318	0.600	0.022	0.130	3.862
	E.N. CENTRAL	0.248	1.988	2.036	0.774	1.507	0.048	0.252	6.853
	W.N. CENTRAL	0.248	0.733	0.866	0.292	0.522	0.159	0.344	3.164
	SOUTH ATLANTIC	0.348	3.603	3.129	0.752	2.529	0.074	0.681	11.116
	E.S. CENTRAL	0.030	0.478	0.537	0.485	0.492	0.000	0.033	2.055
	W.S. CENTRAL	1.111	5.061	5.043	0.866	2.969	0.348	0.526	15.924
	MOUNTAIN	0.974	5.932	3.543	0.674	2.062	0.296	0.270	13.751
	PACIFIC	1.481	9.627	9.264	2.140	3.473	0.618	0.596	27.199
	SIZE TOTAL	4.718	28.744	26.391	6.364	14.284	1.565	2.895	84.961
CLASS 200	NORTHEAST	0.007	0.015	0.026	0.004	0.030	0.000	0.000	0.082
	MIDDLE ATLANTIC	0.033	0.344	0.104	0.026	0.089	0.000	0.030	0.626
	E.N. CENTRAL	0.078	0.330	0.766	0.148	0.518	0.011	0.215	2.066
	W.N. CENTRAL	0.004	0.063	0.167	0.048	0.144	0.000	0.111	0.537
	SOUTH ATLANTIC	0.044	0.518	0.655	0.107	0.640	0.015	0.333	2.312
	E.S. CENTRAL	0.007	0.118	0.115	0.074	0.189	0.037	0.037	0.577
	W.S. CENTRAL	0.278	2.422	0.811	0.285	0.344	0.022	0.067	4.229
	MOUNTAIN	0.063	0.326	0.222	0.059	0.241	0.111	0.085	1.107
	PACIFIC	0.152	0.592	0.711	0.189	0.281	0.063	0.063	2.051
	SIZE TOTAL	0.666	4.728	3.577	0.940	2.476	0.259	0.941	13.587
COMBINED CLASSES	NORTHEAST	0.085	0.193	0.555	0.074	0.160	0.000	0.067	1.134
	MIDDLE ATLANTIC	0.233	1.492	1.589	0.366	0.689	0.022	0.160	4.551
	E.N. CENTRAL	0.330	2.325	2.802	0.922	2.025	0.063	0.471	8.938
	W.N. CENTRAL	0.252	0.803	1.033	0.347	0.688	0.181	0.455	3.759
	SOUTH ATLANTIC	0.396	4.128	3.784	0.859	3.169	0.093	1.014	13.443
	E.S. CENTRAL	0.037	0.600	0.652	0.559	0.681	0.037	0.070	2.636
	W.S. CENTRAL	1.393	7.561	5.921	1.521	3.391	0.400	0.623	20.810
	MOUNTAIN	1.070	6.265	3.798	0.740	2.418	0.414	0.370	15.075
	PACIFIC	1.648	10.260	10.012	2.399	3.772	0.744	0.815	29.650
	SIZE TOTAL	5.444	33.627	30.146	7.787	16.993	1.954	4.045	99.996

*Thousands of feet

*TOTAL FOOTAGE SHIPPED	27.008
EQUIVALENT TONNAGE	328.658

NAME J. C. Jackson

(5/73)

CAPCO JEN 0024241

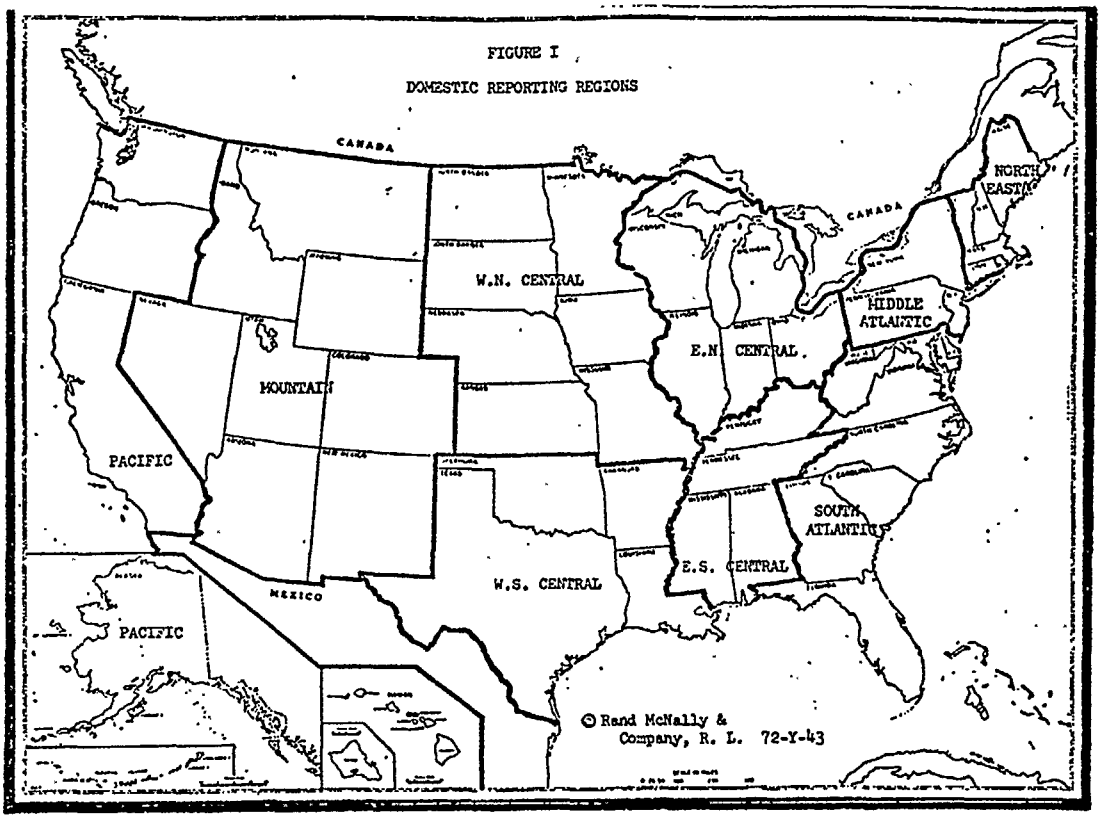

GENERAL INSTRUCTIONS

1. This report is to be forwarded to A/C PIPE PRODUCERS ASSOCIATION (hereinafter referred to as the "Association"). Attention of Executive Director, Suite 1113, Universal Building, North, 1875 Connecticut Avenue, N.W., Washington, D.C. 20009 within 45 days following the month for which the report is made.

   This report and the information contained in it will be kept confidential by the Association. The data regarding shipments contained in this report will be consolidated with similar data for the same month from other reporting companies. Only the totals for each category will be reported by the Association. No totals will be reported by the Association for any category until such time as at least three companies have reported shipments in such category for a period of three consecutive months.

2. Do not include in your report shipments by your company to other AACPP members. Products shipped by your company to another AACPP member will be reported by that member upon shipment by it.

3. For purposes of this report PRESSURE pipe is defined as ASBESTOS-CEMENT pipe which is in conformance with CLASS 100, 150, and 200 specifications and which is shipped to a final destination within the continental U.S., including Alaska and Hawaii.

4. SHIPMENTS for purposes of this report mean FOOTAGE shipped in thousands of feet.

5. For purposes of this report: (a) Monthly EQUIVALENT TONNAGE means tons equivalent to total footage of 4-inch thru 16-inch pressure pipe shipped to all regions regardless of Class and/or diameter. (b) GROSS AGGREGATE TONNAGE means total monthly tonnage of all domestic A/C pipe shipments.

6. REGIONS for purposes of this report correspond to standard Department of Commerce reporting areas as geographically depicted in FIGURE I.

7. The person at the reporting company to whom questions concerning the report are to be directed by the Association should be designated in the space provided in the lower left-hand corner of the report.

CAPCO JEN 0024242

A/C PIPE PRODUCERS ASSOCIATION
Suite 1113, 1875 Connecticut Ave., N.W., Washington, D.C. 20009

CONFIDENTIAL REPORT	
COMPANY	A/C PIPE PROD. ASSN.
MONTH OF	JAN. THRU DEC. 1976

DOMESTIC - PRESSURE PIPE SHIPMENTS - THOUSANDS OF FEET

	REGION	NOMINAL PIPE DIAMETER - INCHES 4	6	8	10	12	14	16	REGION TOTAL
CLASS 100	NORTHEAST	0	1	0	2	0	0	1	4
	MIDDLE ATLANTIC	0	0	11	6	0	0	0	17
	E.N. CENTRAL	1	2	0	0	0	1	1	5
	W.N. CENTRAL	0	2	0	2	6	6	0	16
	SOUTH ATLANTIC	1	2	0	0	0	1	0	4
	E.S. CENTRAL	0	1	0	0	0	0	0	1
	W.S. CENTRAL	1	21	18	100	21	8	8	177
	MOUNTAIN	9	2	9	2	31	2	4	59
	PACIFIC	4	11	10	19	5	17	42	108
	SIZE TOTAL	16	42	48	131	63	35	56	391
CLASS 150	NORTHEAST	21	47	143	17	35	0	17	280
	MIDDLE ATLANTIC	54	310	390	86	162	6	35	1043
	E.N. CENTRAL	67	537	550	209	407	13	68	1851
	W.N. CENTRAL	67	198	234	79	141	43	93	855
	SOUTH ATLANTIC	94	973	845	203	683	20	184	3002
	E.S. CENTRAL	8	129	145	131	133	0	9	555
	W.S. CENTRAL	300	1367	1362	234	802	94	142	4301
	MOUNTAIN	263	1602	957	182	557	80	73	3714
	PACIFIC	400	2600	2502	578	938	167	161	7346
	SIZE TOTAL	1274	7763	7128	1719	3858	423	782	22947
CLASS 200	NORTHEAST	2	4	7	1	8	0	0	22
	MIDDLE ATLANTIC	9	93	28	7	24	0	8	169
	E.N. CENTRAL	21	89	207	40	140	3	58	558
	W.N. CENTRAL	1	17	45	13	39	0	30	145
	SOUTH ATLANTIC	12	140	177	29	173	4	90	625
	E.S. CENTRAL	2	32	31	20	51	10	10	156
	W.S. CENTRAL	75	654	219	77	93	6	18	1142
	MOUNTAIN	17	88	60	16	65	30	23	299
	PACIFIC	41	160	192	51	76	17	17	554
	SIZE TOTAL	180	1277	966	254	669	70	254	3670
COMBINED CLASSES	NORTHEAST	23	52	150	20	43	0	18	306
	MIDDLE ATLANTIC	63	403	429	99	186	6	43	1229
	E.N. CENTRAL	89	628	757	249	547	17	127	2414
	W.N. CENTRAL	68	217	279	94	186	49	123	1016
	SOUTH ATLANTIC	107	1115	1022	232	856	25	274	3631
	E.S. CENTRAL	10	162	176	151	184	10	19	712
	W.S. CENTRAL	376	2042	1599	411	916	108	168	5620
	MOUNTAIN	289	1692	1026	200	653	112	100	4072
	PACIFIC	445	2771	2704	648	1019	201	220	8008
	SIZE TOTAL	1470	9082	8142	2104	4590	528	1092	27,008

EQUIVALENT TONNAGE	328,658
GROSS AGGREGATE TONNAGE	623,755

NAME S. D. Jackson

(5/73)

CAPCO JEN 0024243

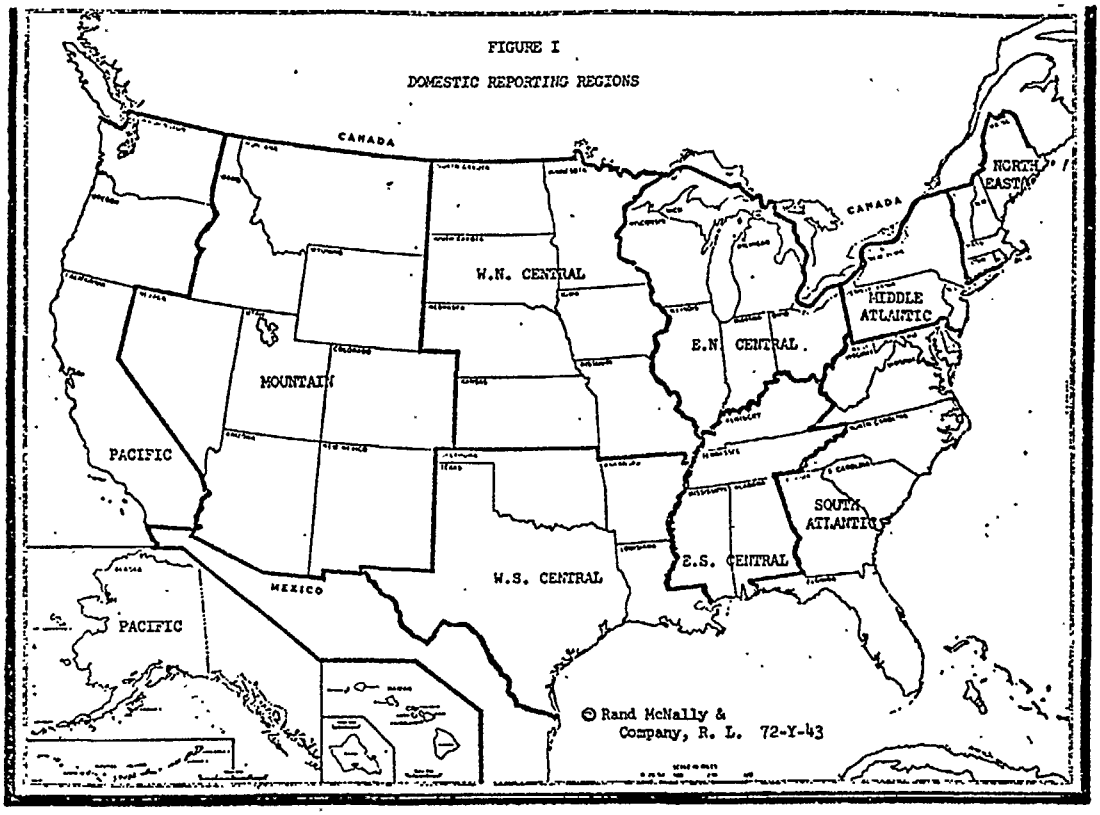

GENERAL INSTRUCTIONS

1. This report is to be forwarded to A/C PIPE PRODUCERS ASSOCIATION (hereinafter referred to as the "Association"). Attention of Executive Director, Suite 1113, Universal Building, North, 1875 Connecticut Avenue, N.W., Washington, D.C. 20009 within 45 days following the month for which the report is made.

   This report and the information contained in it will be kept confidential by the Association. The data regarding shipments contained in this report will be consolidated with similar data for the same month from other reporting companies. Only the totals for each category will be reported by the Association. No totals will be reported by the Association for any category until such time as at least three companies have reported shipments in such category for a period of three consecutive months.

2. Do not include in your report shipments by your company to other AACPP members. Products shipped by your company to another AACPP member will be reported by that member upon shipment by it.

3. For purposes of this report PRESSURE pipe is defined as ASBESTOS-CEMENT pipe which is in conformance with CLASS 100, 150, and 200 specifications and which is shipped to a final destination within the continental U.S., including Alaska and Hawaii.

4. SHIPMENTS for purposes of this report mean FOOTAGE shipped in thousands of feet.

5. For purposes of this report: (a) Monthly EQUIVALENT TONNAGE means tons equivalent to total footage of 4-inch thru 16-inch pressure pipe shipped to all regions regardless of Class and/or diameter. (b) GROSS AGGREGATE TONNAGE means total monthly tonnage of all domestic A/C pipe shipments.

6. REGIONS for purposes of this report correspond to standard Department of Commerce reporting areas as geographically depicted in FIGURE I.

7. The person at the reporting company to whom questions concerning the report are to be directed by the Association should be designated in the space provided in the lower left-hand corner of the report.

A/C PIPE PRODUCERS ASSOCIATION
SUITE 1113, 1875 CONNECTICUT AVENUE, N.W.
WASHINGTON, D.C. 20009

-CONFIDENTIAL-

1975

DOMESTIC A/C PIPE SHIPMENTS TONNAGE

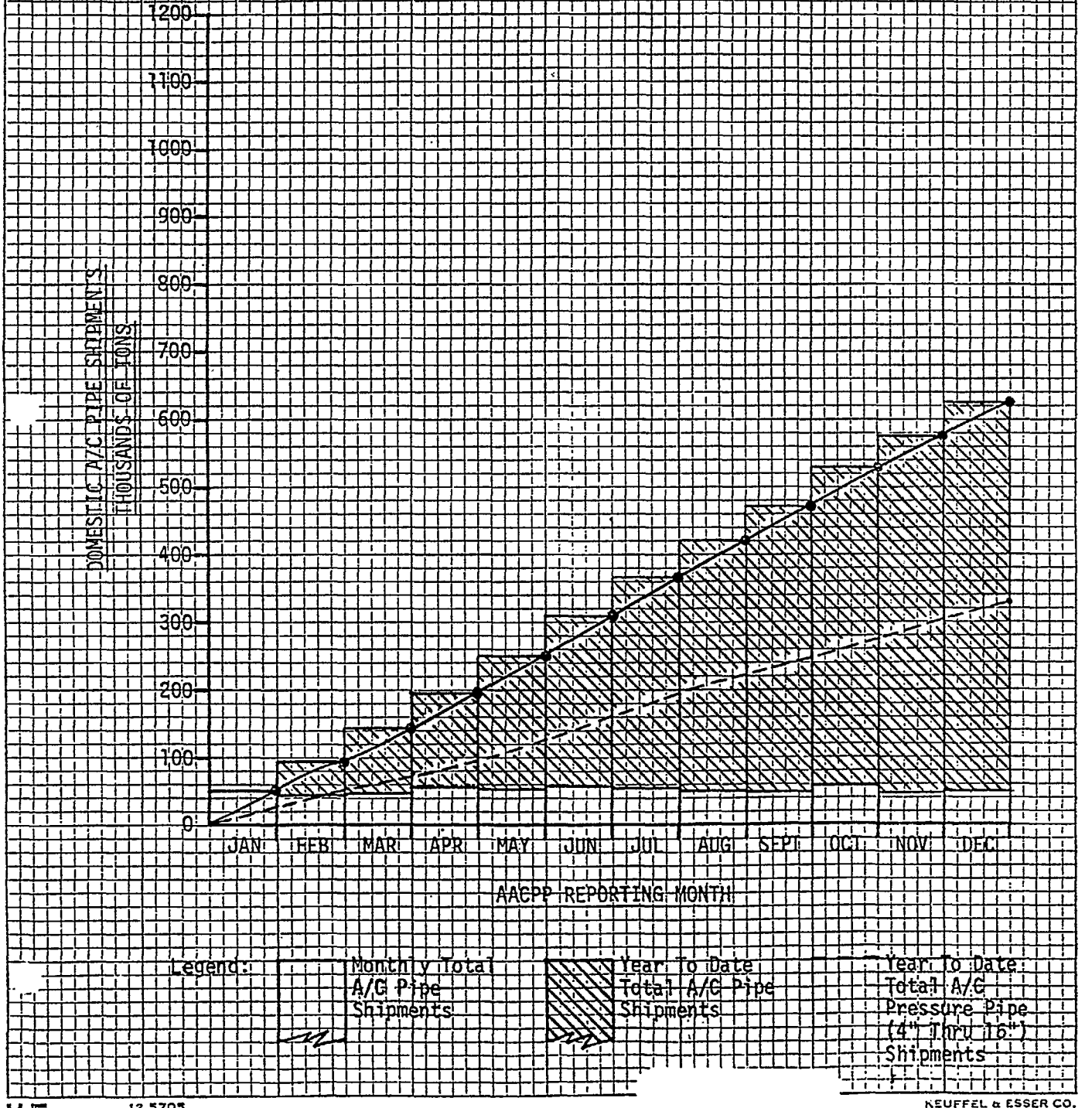

K+E 12 5705
10 X 10 TO THE INCH
KEUFFEL & ESSER CO.
MADE IN U.S.A.

A/C PIPE PRODUCERS ASSOCIATION
SUITE 1113, 1875 CONNECTICUT AVENUE, N.W.
WASHINGTON, D.C. 20009

-CONFIDENTIAL-

1975
DOMESTIC A/C PRESSURE PIPE SHIPMENTS*
TONNAGE

*4" Thru 16" Diameter Pressure Pipe

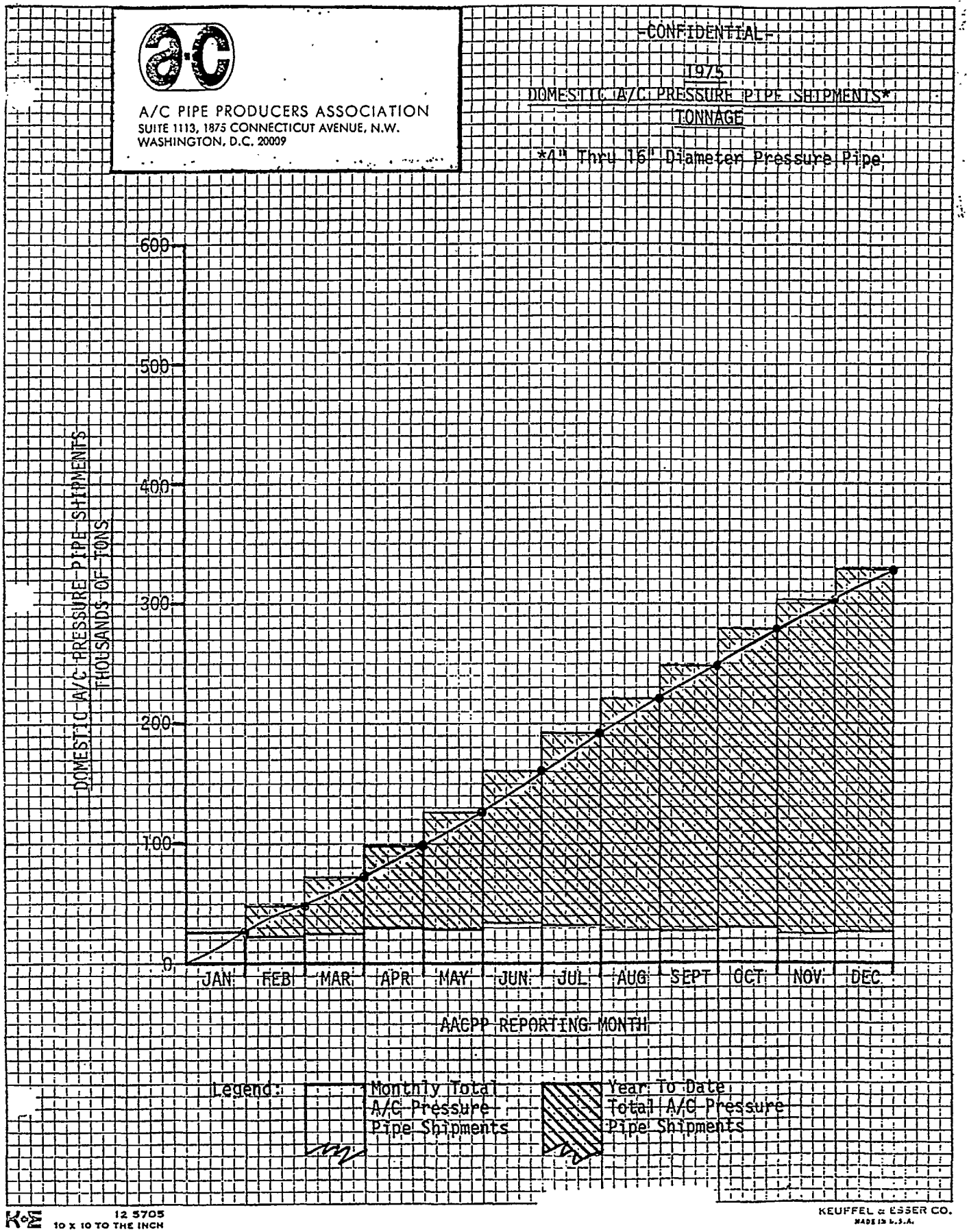

K&E 12 5705
10 X 10 TO THE INCH
KEUFFEL & ESSER CO.
MADE IN U.S.A.

A/C PIPE PRODUCERS ASSOCIATION
SUITE 1113, 1875 CONNECTICUT AVENUE, N.W.
WASHINGTON, D.C. 20009

-CONFIDENTIAL-

1975
DOMESTIC A/C PRESSURE PIPE SHIPMENTS*
FOOTAGE

*4" Thru 16" Diameter Pressure Pipe

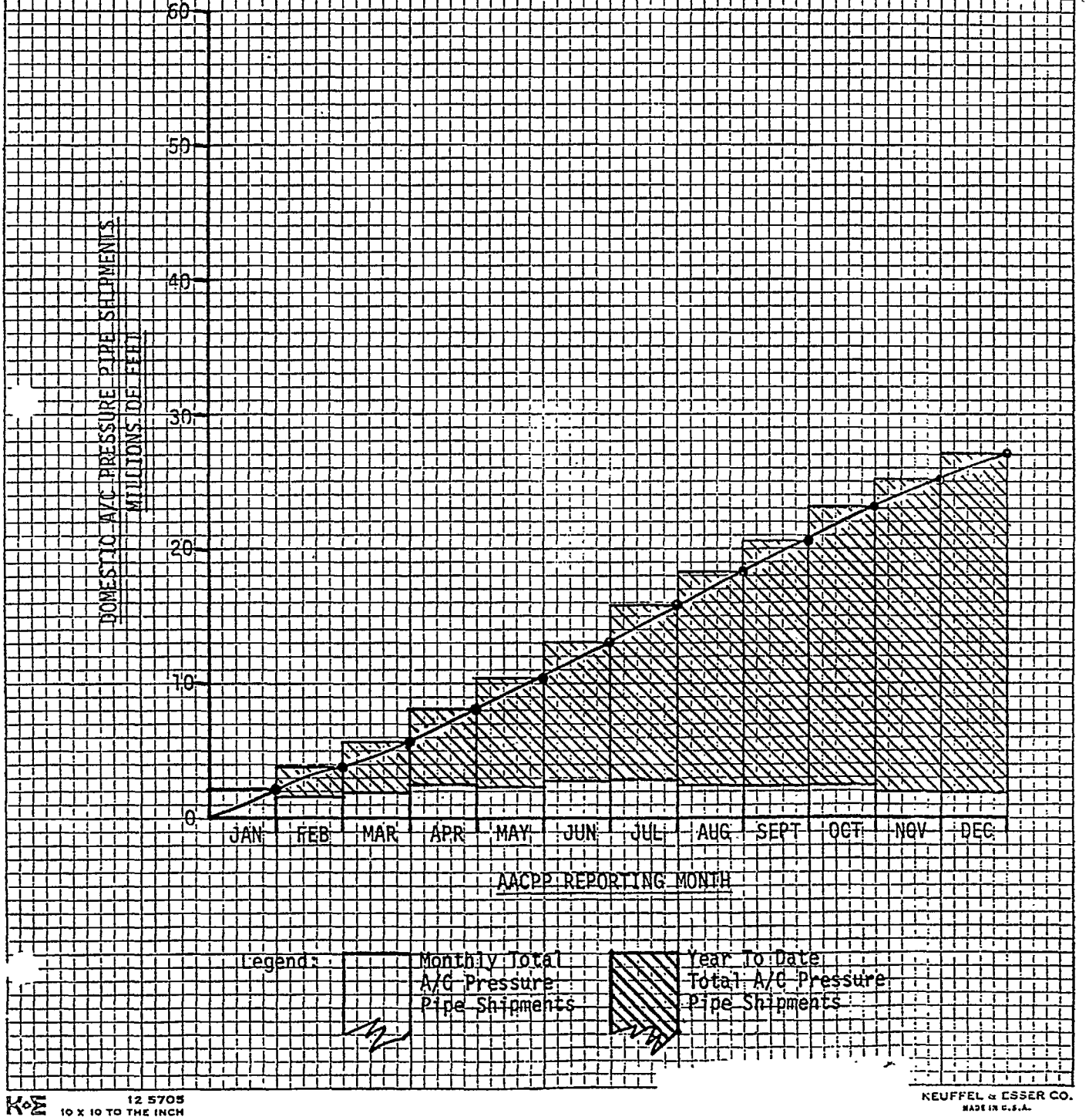

K+E 12 5705
10 X 10 TO THE INCH

KEUFFEL & ESSER CO.
MADE IN U.S.A.

CAPCO JEN 0024247

A/C PIPE PRODUCERS ASSOCIATION
SUITE 1113, 1875 CONNECTICUT AVENUE, N.W.
WASHINGTON, D.C. 20009

-CONFIDENTIAL-

SUMMARY SHEET
DOMESTIC A/C PRESSURE PIPE SHIPMENTS
1975

AACPP REPORTING MONTH

	Jan.	Feb.	Mar.	Apr.	May	June	July	Aug.	Sept.	Oct.	Nov.	Dec.	Year
1. Footage - Ft. x 10^3	2,140	1,678	1,894	2,359	2,209	2,746	2,785	2,443	2,433	2,448	1,948	1,925	27,008
2. Percent By Class													
Class 100	0.65	0.72	0.74	1.44	1.31	0.98	1.69	1.80	2.67	1.31	1.74	2.03	1.45
Class 150	85.56	86.17	87.59	86.22	85.83	86.78	87.07	87.72	85.82	78.11	84.09	77.51	84.96
Class 200	13.79	13.11	11.67	12.34	12.86	12.24	11.24	10.48	11.51	20.58	14.17	20.46	13.59
3. Percent By Size													
4 Inch	8.83	6.44	5.54	4.83	5.25	3.97	6.21	4.95	5.26	5.96	4.77	3.53	5.44
6 Inch	32.29	27.29	34.69	32.35	31.37	34.01	33.90	35.49	35.14	33.70	34.29	37.77	33.63
8 Inch	31.45	29.14	29.30	29.17	30.20	28.77	31.10	29.19	30.09	31.37	32.70	29.30	30.15
10 Inch	5.47	7.57	7.87	9.28	10.10	7.50	6.64	8.23	9.25	6.58	6.78	8.26	7.79
12 Inch	17.90	22.05	14.79	17.59	14.89	18.46	18.38	17.76	15.13	15.61	15.30	16.21	16.99
14 Inch	1.92	5.19	4.59	1.40	2.17	2.30	1.26	1.68	1.97	0.65	0.92	0.57	1.96
16 Inch	2.15	2.32	3.22	5.38	6.02	4.99	2.51	2.70	3.16	6.13	5.24	4.36	4.04
4. Percent By Region													
Northeast	0.65	1.13	0.58	1.40	0.77	1.13	1.47	1.35	1.19	1.59	1.18	0.83	1.13
Middle Atlantic	6.03	4.95	5.70	4.92	3.85	3.86	3.99	5.28	3.54	4.21	5.39	3.53	4.55
E.N. Central	5.33	6.50	5.91	9.84	9.46	12.34	9.73	10.89	9.78	11.60	6.31	6.08	8.94
W.N. Central	3.46	1.25	4.28	1.70	5.43	2.99	3.30	4.83	5.38	5.84	3.85	2.02	3.76
South Atlantic	16.68	12.22	14.31	17.93	11.73	12.34	10.99	10.93	11.34	11.19	12.58	21.25	13.44
E.S. Central	1.45	3.64	2.85	1.82	4.17	3.39	1.26	3.44	0.95	3.47	1.54	4.21	2.64
W.S. Central	23.18	20.68	20.96	18.31	17.47	18.28	25.46	16.05	16.73	22.43	28.03	23.74	20.81
Mountain	16.54	21.93	17.48	17.80	15.30	13.33	13.10	15.06	16.44	12.83	12.22	10.91	15.08
Pacific	26.68	27.71	27.93	26.28	31.82	32.34	30.70	32.17	34.65	26.84	28.90	27.43	29.65
5. Tonnage - Tons													
Gross Aggregate	48,913**	44,373	46,934	56,403	54,439	57,807	57,121	54,045	52,452	58,769	45,911	46,588	623,755
Equivalent	24,176**	21,961	23,002	29,321	28,475	33,542	31,455	28,655	28,258	29,995	24,357	25,461	328,658
Equivalent - %	49.43**	49.49	49.01	51.99	52.31	58.02	55.07	53.02	53.87	51.04	53.05	54.65	52.69
6. Shipment Ratios													
Average Tons/Ft.	0.0113**	0.0131	0.0121	0.0124	0.0129	0.0122	0.0113	0.0117	0.0116	0.0122	0.0125	0.0132	0.0121
Average Lbs./Ft.	22.59**	26.18	24.29	24.86	25.78	24.43	22.59	23.46	23.23	24.51	25.01	26.45	24.34
Average Ft./Ton	88.52**	76.41	82.34	80.45	77.58	81.87	88.54	85.26	86.10	81.61	79.98	75.61	82.18

**Adjusted

CAPCO JEN 002424B

-CONFIDENTIAL-

1975
DOMESTIC A/C PIPE SHIPMENTS
TONNAGE

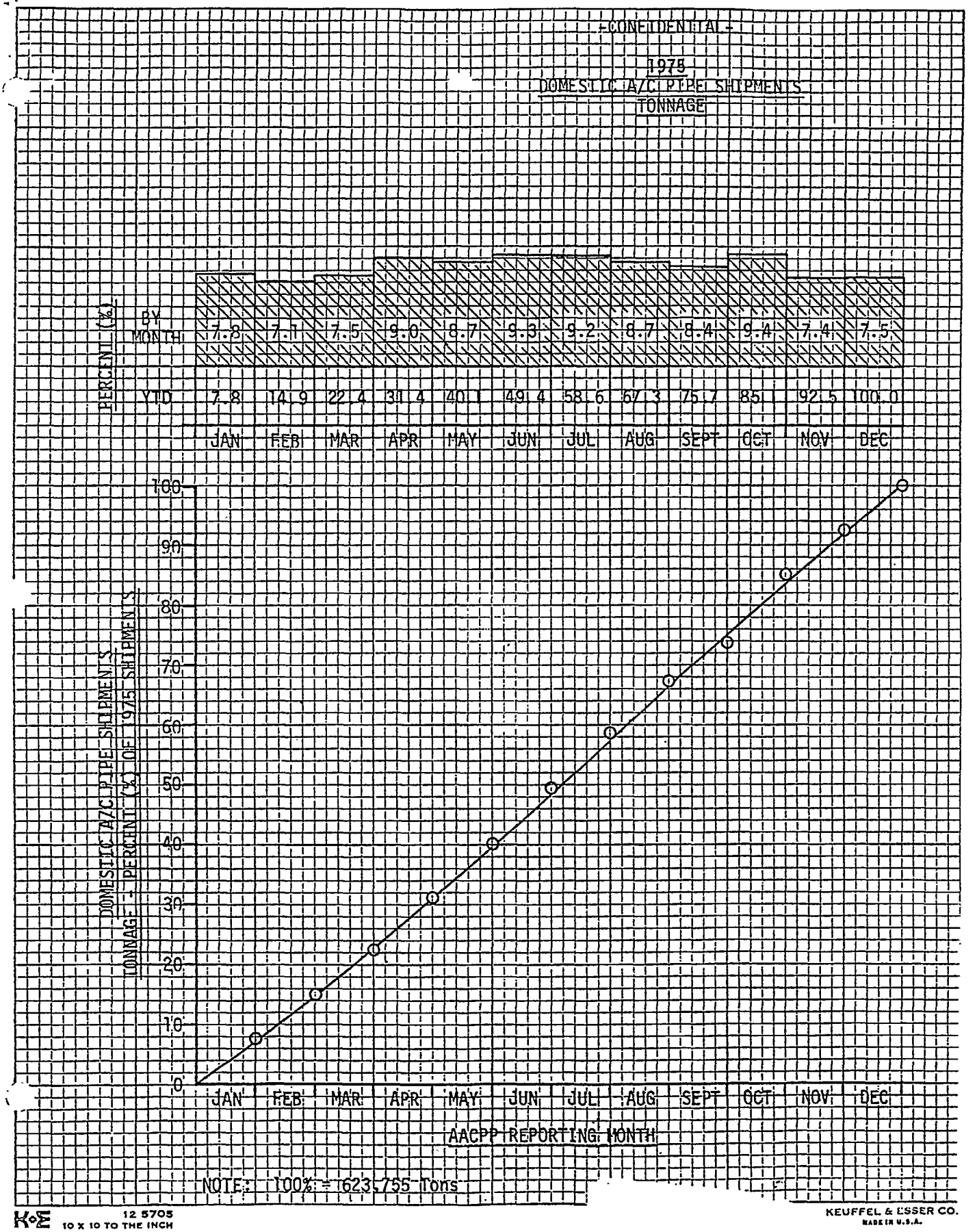

NOTE: 100% = 623,755 Tons

K&E 12 5705
10 X 10 TO THE INCH

KEUFFEL & ESSER CO.
MADE IN U.S.A.

-CONFIDENTIAL-

1975

DOMESTIC A/C PRESSURE PIPE SHIPMENTS*

TONNAGE

* 4" thru 16" Diameter Pressure Pipe

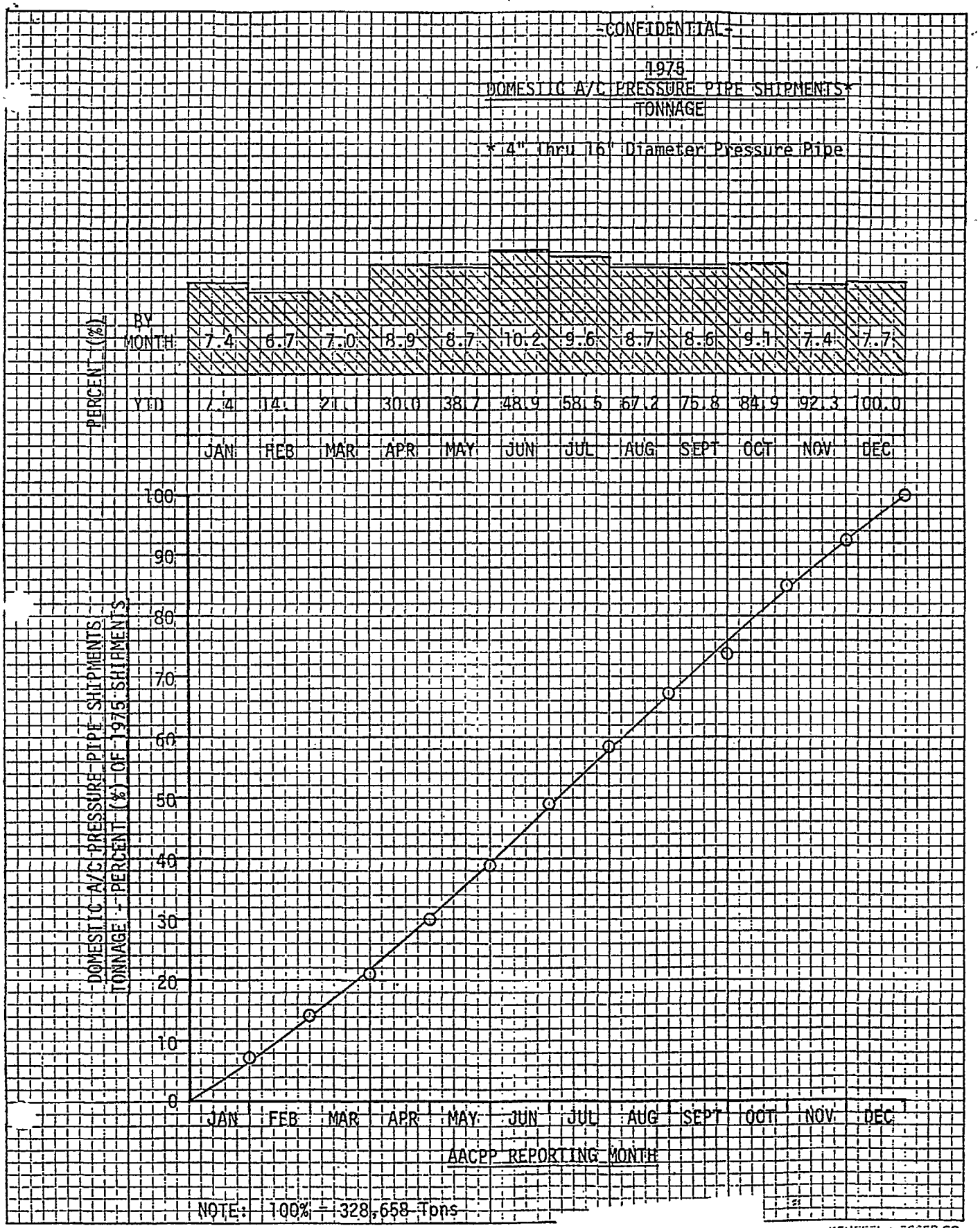

NOTE: 100% = 328,658 Tons

K&E 12 5705
10 X 10 TO THE INCH

KEUFFEL & ESSER CO.
MADE IN U.S.A.

CAPCO JEN 0024250

-CONFIDENTIAL-

1975

DOMESTIC A/C PRESSURE PIPE SHIPMENTS*

FOOTAGE

* 4" thru 16" Diameter Pressure Pipe

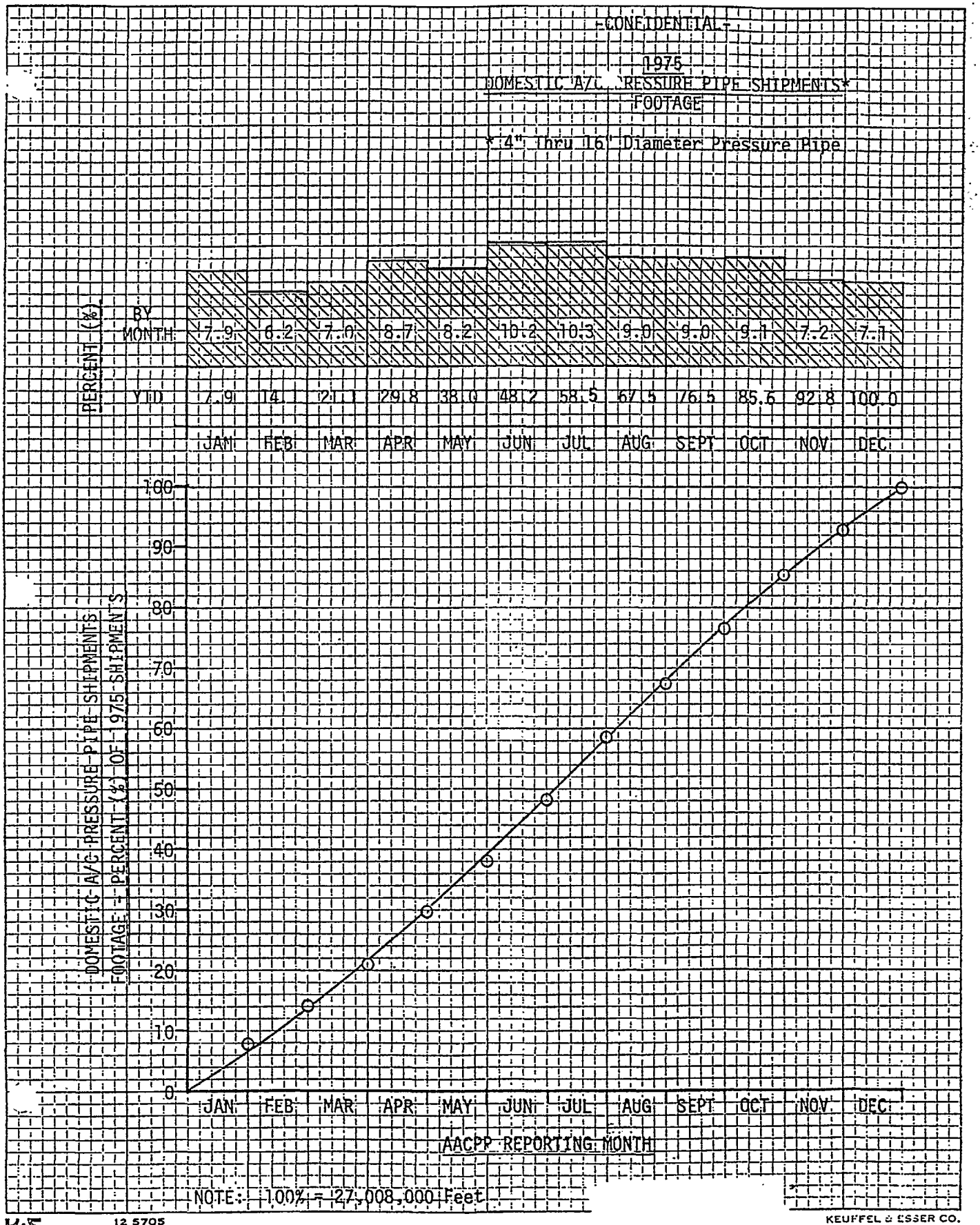

NOTE: 100% = 27,008,000 Feet

K&E 12 5705
10 X 10 TO THE INCH

KEUFFEL & ESSER CO.
MADE IN U.S.A.

CAPCO JEN 0024251

-CONFIDENTIAL-

1975
DOMESTIC A/C PRESSURE PIPE SHIPMENTS*
FOOTAGE

*4" Thru 16" Diameter Pressure Pipe

NOTE: 100% = 27,008,000 Feet

DOMESTIC A/C PRESSURE PIPE SHIPMENTS
FOOTAGE - PERCENT (%) OF 1975 SHIPMENTS



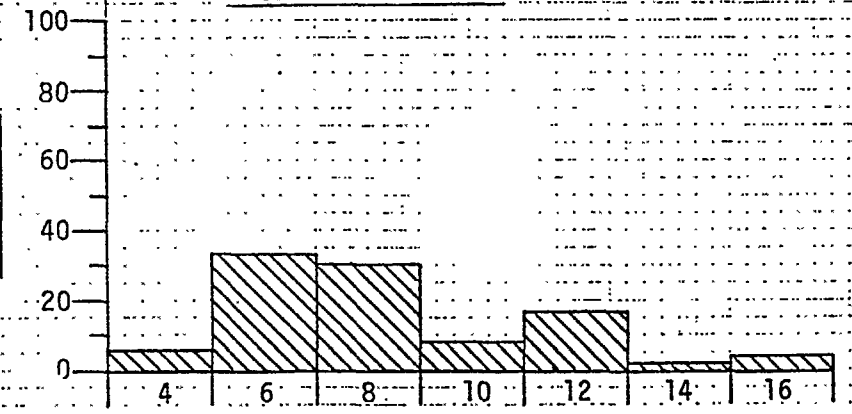

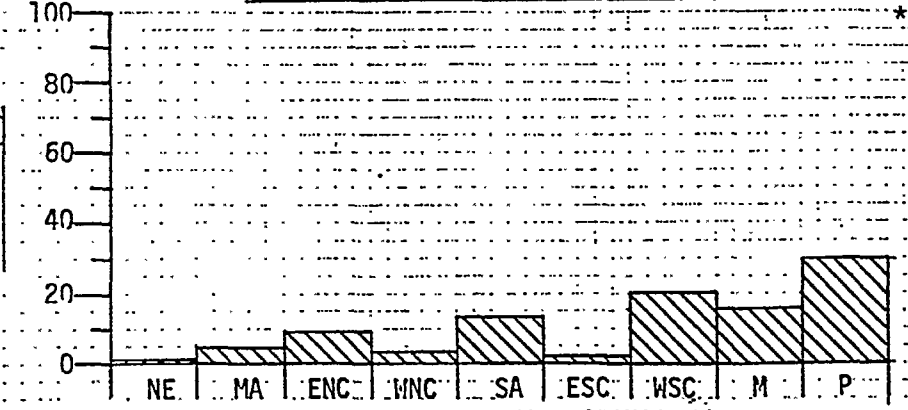

**LEGEND:

NE - Northeast
MA - Middle Atlantic
ENC - E.N. Central
WNC - W.N. Central
SA - South Atlantic
ESC - E.S. Central
WSC - W.S. Central
M - Mountain
P - Pacific

-CONFIDENTIAL-

1975
DOMESTIC A/C PRESSURE PIPE SHIPMENTS*
FOOTAGE

* 4" Thru 16" Diameter Pressure Pipe

NOTE: 100% = 27,008,000 Feet

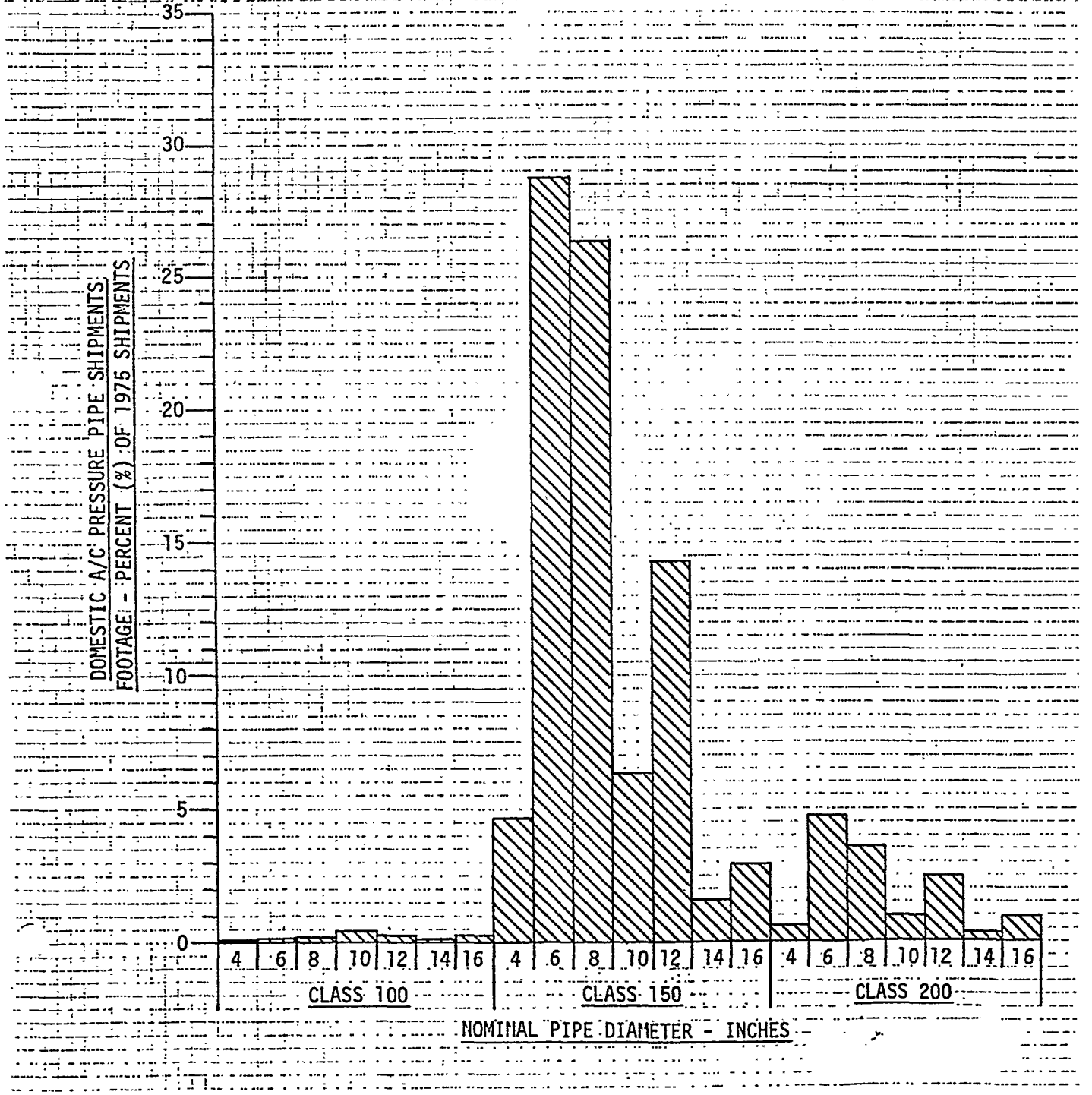

A/C PIPE PRODUCERS ASSOCIATION
SUITE 1113, 1875 CONNECTICUT AVENUE, N.W.
WASHINGTON, D.C. 20009

-CONFIDENTIAL-

SUMMARY SHEET
DOMESTIC A/C NON-PRESSURE SEWER PIPE SHIPMENTS
1975

AACPP REPORTING MONTH

	Jan.	Feb.	Mar.	Apr.	May	June	July	Aug.	Sept.	Oct.	Nov.	Dec.	Year
1. Footage - Ft. x 10^3	1,073												
2. Percent By Class													
Class 1500	27.59												
Class 2400	49.39												
Class 3300	19.39												
Class 4000	2.14												
Class 5000	1.49												
3. Percent By Size													
4 Inch	24.14												
5 Inch	5.31												
6 Inch	13.70												
8 Inch	35.79												
10 Inch	7.92												
12 Inch	3.73												
14-36 Inch	9.41												
4. Percent By Region													
Northeast	13.05												
Middle Atlantic	40.73												
E.N. Central	4.85												
W.N. Central	0.56												
South Atlantic	13.51												
E.S. Central	0.00												
W.S. Central	1.49												
Mountain	7.74												
Pacific	18.08												

(over)

CAPCO JEN 0024254

A/C PIPE PRODUCERS ASSOCIATION
SUITE 1113, 1875 CONNECTICUT AVENUE, N.W.
WASHINGTON, D.C. 20009

-CONFIDENTIAL-

SUMMARY SHEET
DOMESTIC A/C NON-PRESSURE SEWER PIPE SHIPMENTS
1975

AACPP REPORTING MONTH

	Jan.	Feb.	Mar.	Apr.	May	June	July	Aug.	Sept.	Oct.	Nov.	Dec.	Y
5. Tonnage - Tons													
Gross Aggregate[1]	51,442												
Total	10,251												
Equivalent	7,961												
Total - %[2]	19.93												
Equivalent - %[2]	15.48												
Total/Equivalent	1.29												
6. Shipment Ratios Without Fittings													
Average Tons/Ft.	0.0074												
Average Lbs./Ft.	14.84												
Average Ft./Ton	134.78												

NOTES: 1. GROSS AGGREGATE TONNAGE means total monthly tonnage of all domestic A/C pipe shipments.

2. Percentage (%) based on GROSS AGGREGATE TONNAGE equaling 100%.

CAPCO JEN 0024255

A/C PIPE PRODUCERS ASSOCIATION
Suite 1113, 1875 Connecticut Ave., N.W., Washington, D.C. 20009

CONFIDENTIAL REPORT	
COMPANY	A/C PIPE PROD. ASSN.
MONTH OF	JANUARY 1975

DOMESTIC - NON-PRESSURE SEWER PIPE SHIPMENTS - THOUSANDS OF FEET

	REGION	NOMINAL PIPE DIAMETER - INCHES 4	5	6	8	10	12	14-36	REGION TOTAL
CLASS 1500	NORTHEAST	13	14	14	0	0	0	0	41
	MIDDLE ATLANTIC	7	35	17	0	0	0	0	59
	E.N. CENTRAL	0	0	1	1	2	0	0	4
	W.N. CENTRAL	0	0	0	1	0	0	0	1
	SOUTH ATLANTIC	1	0	0	0	0	0	0	1
	E.S. CENTRAL	0	0	0	0	0	0	0	0
	W.S. CENTRAL	6	0	6	0	0	0	0	12
	MOUNTAIN	55	0	2	7	0	0	0	64
	PACIFIC	94	0	7	8	3	2	0	114
	SIZE TOTAL	176	49	47	17	5	2	0	296
CLASS 2400	NORTHEAST	7	2	10	33	4	1	3	60
	MIDDLE ATLANTIC	39	4	54	95	10	6	4	212
	E.N. CENTRAL	2	0	5	20	3	1	5	36
	W.N. CENTRAL	1	0	0	3	0	0	1	5
	SOUTH ATLANTIC	1	0	18	76	10	8	10	123
	E.S. CENTRAL	0	0	0	0	0	0	0	0
	W.S. CENTRAL	0	0	0	0	0	0	1	1
	MOUNTAIN	3	0	2	12	0	0	0	17
	PACIFIC	12	0	0	44	9	6	5	76
	SIZE TOTAL	65	6	89	283	36	22	29	530
CLASS 3300	NORTHEAST	0	1	4	12	4	5	5	31
	MIDDLE ATLANTIC	16	1	2	64	28	10	23	144
	E.N. CENTRAL	0	0	1	1	2	0	5	9
	W.N. CENTRAL	0	0	0	0	0	0	0	0
	SOUTH ATLANTIC	1	0	2	6	1	0	6	16
	E.S. CENTRAL	0	0	0	0	0	0	0	0
	W.S. CENTRAL	0	0	0	0	1	0	1	2
	MOUNTAIN	0	0	1	1	0	0	0	2
	PACIFIC	1	0	1	0	1	0	1	4
	SIZE TOTAL	18	2	11	84	37	15	41	208
CLASS 4000	NORTHEAST					2	1	1	4
	MIDDLE ATLANTIC					2	0	10	12
	E.N. CENTRAL					0	0	2	2
	W.N. CENTRAL					0	0	0	0
	SOUTH ATLANTIC					1	0	3	4
	E.S. CENTRAL					0	0	0	0
	W.S. CENTRAL					0	0	1	1
	MOUNTAIN					0	0	0	0
	PACIFIC					0	0	0	0
	SIZE TOTAL					5	1	17	23

CONTINUED

PIPE SHIPMENTS — THOUSANDS OF FEET

	REGION	NOMINAL PIPE DIAMETER - INCHES 4	5	6	8	10	12	14-36	REGION TOTAL
CLASS 5000 & UP	NORTHEAST					0	0	4	4
	MIDDLE ATLANTIC					2	0	8	10
	E.N. CENTRAL					0	0	1	1
	W.N. CENTRAL					0	0	0	0
	SOUTH ATLANTIC					0	0	1	1
	E.S. CENTRAL					0	0	0	0
	W.S. CENTRAL					0	0	0	0
	MOUNTAIN					0	0	0	0
	PACIFIC					0	0	0	0
	SIZE TOTAL					2	0	14	16
COMBINED CLASSES	NORTHEAST	20	17	28	45	10	7	13	140
	MIDDLE ATLANTIC	62	40	73	159	42	16	45	437
	E.N. CENTRAL	2	0	7	22	7	1	13	52
	W.N. CENTRAL	1	0	0	4	0	0	1	6
	SOUTH ATLANTIC	3	0	20	82	12	8	20	145
	E.S. CENTRAL	0	0	0	0	0	0	0	0
	W.S. CENTRAL	6	0	6	0	1	0	3	16
	MOUNTAIN	58	0	5	20	0	0	0	83
	PACIFIC	107	0	81	52	13	8	6	194
	SIZE TOTAL	259	57	147	384	85	40	101	1073

NAME S. D. Jackson

EQUIVALENT TONNAGE	7,961
TOTAL TONNAGE	10,251

GENERAL INSTRUCTIONS

1. This report is to be forwarded to A/C PIPE PRODUCERS ASSOCIATION (hereinafter referred to as the "Association"). Attention of Executive Director, Suite 1113, Universal Building, North, 1875 Connecticut Avenue, N.W., Washington, D.C. 20009 within 45 days following the month for which the report is made.

This report and the information contained in it will be kept confidential by the Association. The data regarding shipments contained in this report will be consolidated with similar data for the same month from other reporting companies. Only the totals for each category will be reported by the Association. No totals will be reported by the Association for any category until such time as at least three companies have reported shipments in such category for a period of three consecutive months.

Do not include in your report shipments by your company to other AACPP members. Products shipped by your company to another AACPP member will be reported by that member upon shipment by it.

For purposes of this report NON-PRESSURE SEWER PIPE is defined as ASBESTOS CEMENT pipe which is in conformance with CLASS 1500, 2400, 3300, 4000 and/or 5000 & UP specifications and which is shipped to a final destination within the continental U.S., including Alaska and Hawaii.

SHIPMENTS for purposes of this report mean FOOTAGE shipped in thousands of feet.

For purposes of this report monthly EQUIVALENT TONNAGE means tons equivalent to total fo of 4-inch thru 36-inch non-pressure sewer pipe shipped to all regions regardless of Class and/or diameter without allowance for fittings; TOTAL TONS includes fittings.

REGIONS for purposes of this report correspond to standard Department of Commerce reporting areas as geographically depicted in FIGURE I.

The person at the reporting company to whom questions concerning the report are to be directed by the Association should be designated in the space at the lower left-hand corner.

CAPCO JEN 0024257

A/C PIPE PRODUCERS ASSOCIATION
SUITE 1113, 1875 CONNECTICUT AVENUE, N.W.
WASHINGTON, D.C. 20009

-CONFIDENTIAL-

DOMESTIC A/C PIPE SHIPMENTS
TONNAGE

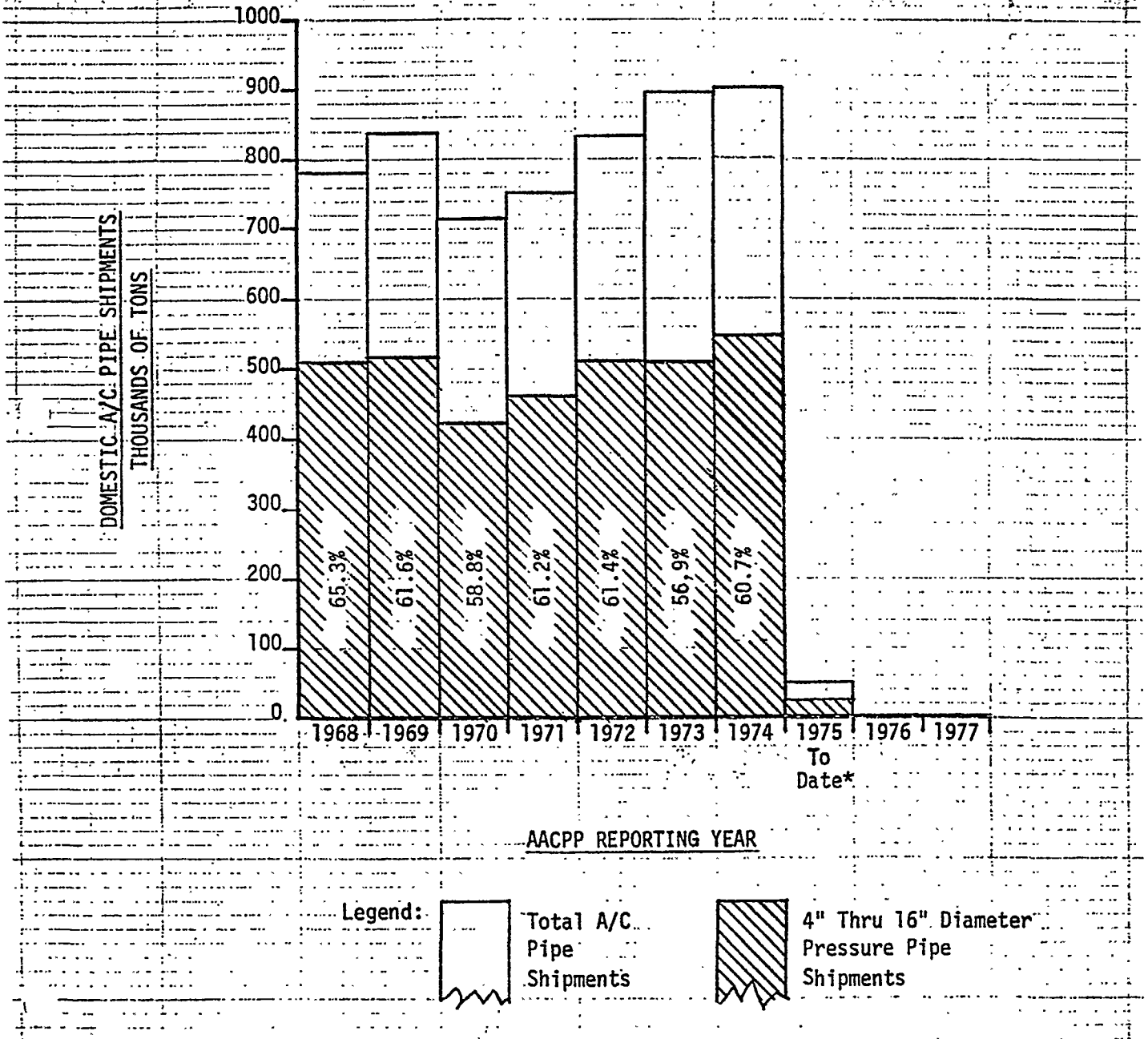

Note: Percentage figures shown represent percent of total A/C pipe shipments which are 4" thru 16" diameter pressure pipe shipments.

January, 1975

A/C PIPE PRODUCERS ASSOCIATION
SUITE 1113, 1875 CONNECTICUT AVENUE, N.W.
WASHINGTON, D.C. 20009

-CONFIDENTIAL-

DOMESTIC A/C PRESSURE PIPE SHIPMENTS* FOOTAGE

* 4" Thru 16" Diameter Pressure Pipe



Note: Weight figures shown represent average pounds per foot for all pressure pipe shipments during reporting year.

*January, 1975

CAPCO JEN 0024259

A/C PIPE PRODUCERS ASSOCIATION
SUITE 1113, 1875 CONNECTICUT AVENUE, N.W.
WASHINGTON, D.C. 20009

-CONFIDENTIAL-

SUMMARY SHEET
DOMESTIC A/C PRESSURE PIPE SHIPMENTS

AACPP REPORTING YEAR

	1968	1969	1970	1971	1972	1973	1974	1975 (To Date)*	1976	1977
1. Footage - Ft. x 10^3	-	-	-	45,006	49,106	49,577	49,035	2,140		
2. Percent By Class										
Class 100	-	-	-	2.58	1.96	1.80	1.95	0.65		
Class 150	-	-	-	86.94	86.27	84.50	84.77	85.56		
Class 200	-	-	-	10.48	11.77	13.69	13.29	13.79		
3. Percent By Size										
4 Inch	-	-	-	7.47	6.38	5.76	5.22	8.83		
6 Inch	-	-	-	41.82	41.39	39.68	36.85	32.29		
8 Inch	-	-	-	29.33	30.21	29.87	29.87	31.45		
10 Inch	-	-	-	6.45	6.82	7.61	8.83	5.47		
12 Inch	-	-	-	11.86	12.12	13.62	14.78	17.90		
14 Inch	-	-	-	1.02	1.15	1.28	1.57	1.92		
16 Inch	-	-	-	2.05	1.94	2.18	2.88	2.15		
4. Percent By Region										
Northeast	-	-	-	2.60	2.14	1.53	1.31	0.65		
Middle Atlantic	-	-	-	6.61	5.01	4.56	4.05	6.03		
E.N. Central	-	-	-	9.64	7.64	7.81	7.13	5.33		
W.N. Central	-	-	-	2.73	2.80	2.42	3.80	3.46		
South Atlantic	-	-	-	15.68	17.65	16.59	15.05	16.68		
E.S. Central	-	-	-	2.26	2.36	2.07	3.41	1.45		
W.S. Central	-	-	-	21.37	22.12	22.35	23.57	23.18		
Mountain	-	-	-	14.96	15.82	17.48	16.54	16.54		
Pacific	-	-	-	24.15	24.46	25.19	25.14	26.68		
5. Tonnage - Tons										
Gross Aggregate	781,909	839,100	715,216	753,607	834,577	897,203	900,903	51,442		
Equivalent	510,674	516,757	420,451	461,067	512,680	510,767	547,246	26,716		
Equivalent - %	65.31	61.58	58.79	61.18	61.43	56.93	60.74	51.93		
6. Shipment Ratios										
Average Tons/Ft.	-	-	-	0.0102	0.0104	0.0103	0.0112	0.0125		
Average Lbs./Ft.	-	-	-	20.49	20.88	20.61	22.32	24.97		
Average Ft./Ton	-	-	-	97.61	95.78	97.06	89.60	80.10		

*January, 1975

CAPCO JEN 0024260

A/C PIPE PRODUCERS ASSOCIATION
SUITE 1113, 1875 CONNECTICUT AVENUE, N.W.
WASHINGTON, D.C. 20009

-CONFIDENTIAL-

1975

DOMESTIC A/C PIPE SHIPMENTS TONNAGE

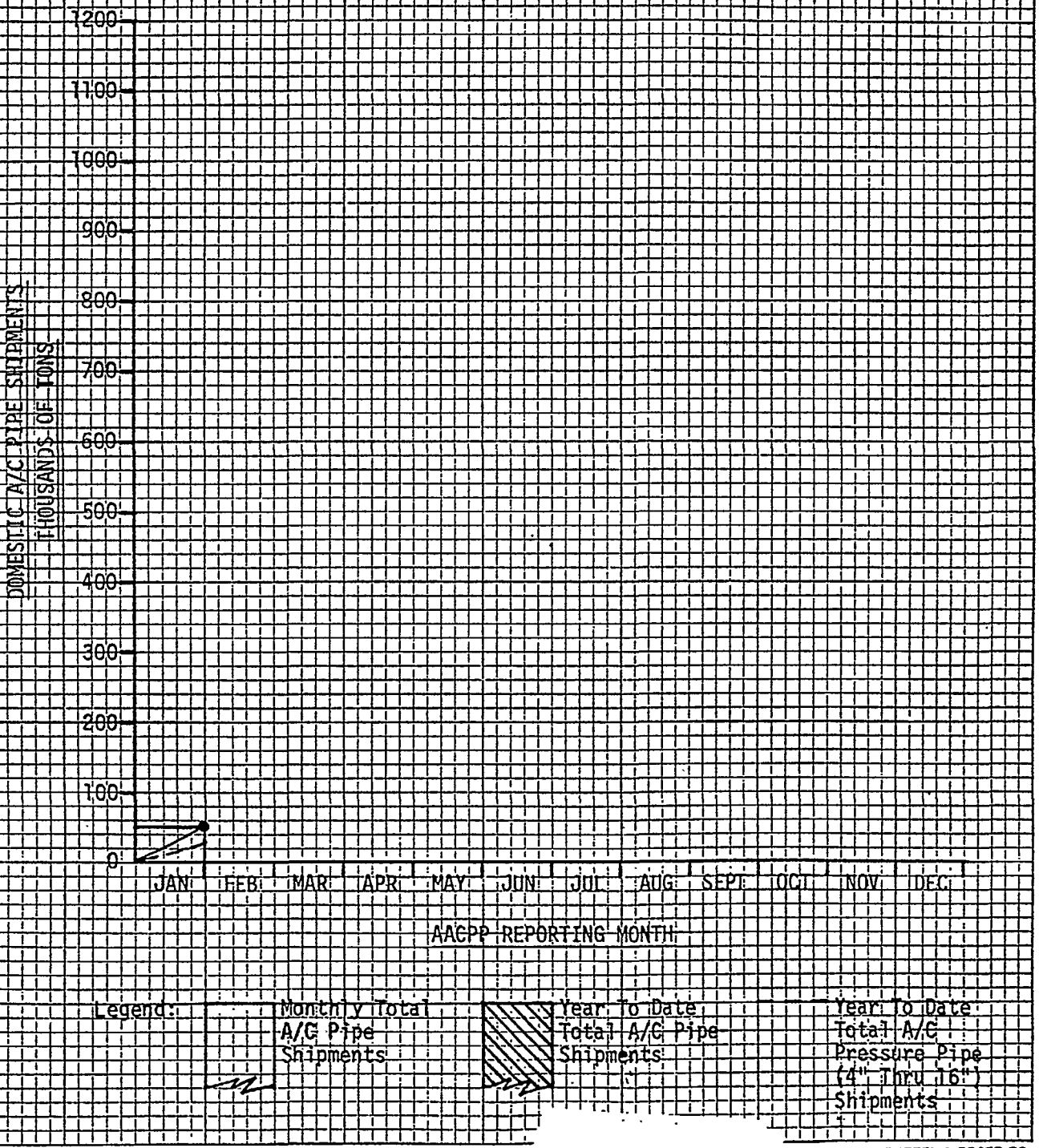

K&E 12 5705
10 X 10 TO THE INCH
KEUFFEL & ESSER CO.
MADE IN U.S.A.

CAPCO JEN 0024261

A/C PIPE PRODUCERS ASSOCIATION
SUITE 1113, 1875 CONNECTICUT AVENUE, N.W.
WASHINGTON, D.C. 20009

-CONFIDENTIAL-

1975
DOMESTIC A/C PRESSURE PIPE SHIPMENTS*
TONNAGE

*4" Thru 16" Diameter Pressure Pipe

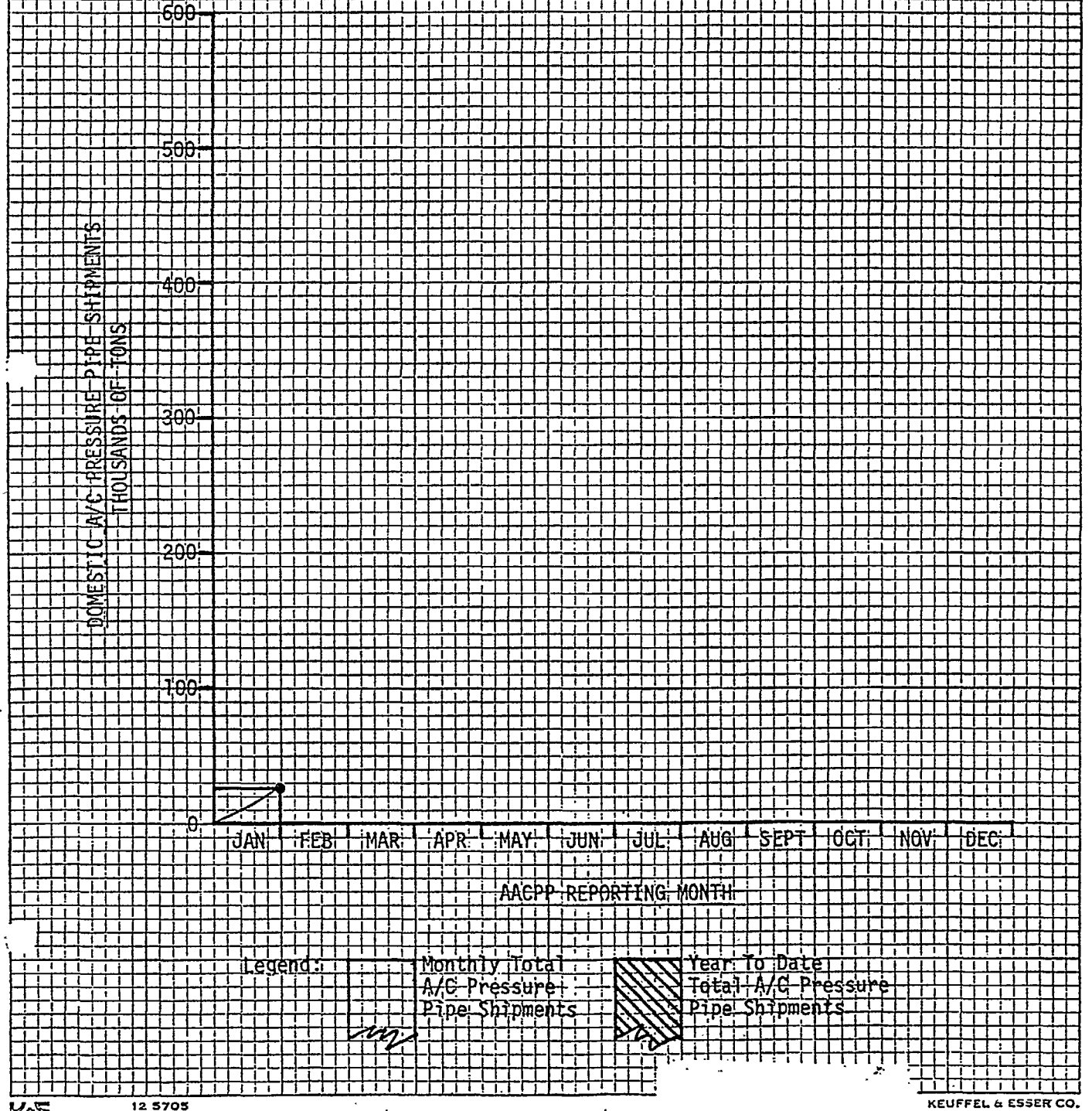

K+E 12 5705 10 X 10 TO THE INCH

KEUFFEL & ESSER CO. MADE IN U.S.A.

CAPCO JEN 0024262

A/C PIPE PRODUCERS ASSOCIATION
SUITE 1113, 1875 CONNECTICUT AVENUE, N.W.
WASHINGTON, D.C. 20009

-CONFIDENTIAL-

1975
DOMESTIC A/C PRESSURE PIPE SHIPMENTS*
FOOTAGE

*4" Thru 16" Diameter Pressure Pipe



K&E 12 5705
10 x 10 TO THE INCH

KEUFFEL & ESSER CO.
MADE IN U.S.A.

A/C PIPE PRODUCERS ASSOCIATION
SUITE 1113, 1875 CONNECTICUT AVENUE, N.W.
WASHINGTON, D.C. 20009

-CONFIDENTIAL-

SUMMARY SHEET
DOMESTIC A/C PRESSURE PIPE SHIPMENTS
1975

AACPP REPORTING MONTH

	Jan.	Feb.	Mar.	Apr.	May	June	July	Aug.	Sept.	Oct.	Nov.	Dec.	Year
1. Footage - Ft. x 10^3	2,140												
2. Percent By Class													
Class 100	0.65												
Class 150	85.56												
Class 200	13.79												
3. Percent By Size													
4 Inch	8.83												
6 Inch	32.29												
8 Inch	31.45												
10 Inch	5.47												
12 Inch	17.90												
14 Inch	1.92												
16 Inch	2.15												
4. Percent By Region													
Northeast	0.65												
Middle Atlantic	6.03												
E.N. Central	5.33												
W.N. Central	3.46												
South Atlantic	16.68												
E.S. Central	1.45												
W.S. Central	23.18												
Mountain	16.54												
Pacific	26.68												
5. Tonnage - Tons													
Gross Aggregate	51,442												
Equivalent	26,716												
Equivalent - %	51.93												
6. Shipment Ratios													
Average Tons/Ft.	0.0125												
Average Lbs./Ft.	24.97												
Average Ft./Ton	80.10												

CAPCO JEN 0024264

A/C PIPE PRODUCERS ASSOCIATION
Suite 1113, 1875 Connecticut Ave., N.W., Washing' , D.C. 20009

CONFIDENTIAL REPORT	
COMPANY	A/C PIPE PROD. ASSN.
MONTH OF	JANUARY 1975

DOMESTIC - PRESSURE PIPE SHIPMENTS - THOUSANDS OF FEET

	REGION	NOMINAL PIPE DIAMETER - INCHES 4	6	8	10	12	14	16	REGION TOTAL
CLASS 100	NORTHEAST	0	0	0	0	0	0	0	0
	MIDDLE ATLANTIC	0	0	0	0	0	0	0	0
	E.N. CENTRAL	0	0	0	0	0	0	0	0
	W.N. CENTRAL	0	0	0	0	0	4	0	4
	SOUTH ATLANTIC	0	0	0	0	0	0	0	0
	E.S. CENTRAL	0	0	0	0	0	0	0	0
	W.S. CENTRAL	0	3	0	0	0	1	0	4
	MOUNTAIN	0	0	0	0	0	0	0	0
	PACIFIC	2	0	3	0	0	1	0	6
	SIZE TOTAL	2	3	3	0	0	6	0	14
CLASS 150	NORTHEAST	0	1	4	3	2	0	0	10
	MIDDLE ATLANTIC	8	24	41	4	18	0	3	98
	E.N. CENTRAL	1	20	26	3	33	1	4	88
	W.N. CENTRAL	17	10	27	9	4	3	0	70
	SOUTH ATLANTIC	4	73	99	16	102	0	17	311
	E.S. CENTRAL	0	5	6	7	8	0	1	27
	W.S. CENTRAL	90	159	87	10	49	15	2	412
	MOUNTAIN	21	115	106	8	56	1	4	311
	PACIFIC	29	167	188	42	64	10	4	504
	SIZE TOTAL	170	574	584	102	336	30	35	1831
CLASS 200	NORTHEAST	0	1	0	1	2	0	0	4
	MIDDLE ATLANTIC	2	14	4	1	10	0	0	31
	E.N. CENTRAL	2	4	9	0	9	0	2	26
	W.N. CENTRAL	0	0	0	0	0	0	0	0
	SOUTH ATLANTIC	2	7	22	3	12	0	0	46
	E.S. CENTRAL	1	1	1	0	1	0	0	4
	W.S. CENTRAL	3	46	16	7	1	5	2	80
	MOUNTAIN	7	17	11	1	0	0	7	43
	PACIFIC	0	24	23	2	12	0	0	61
	SIZE TOTAL	17	114	86	15	47	5	11	295
COMBINED CLASSES	NORTHEAST	0	2	4	4	4	0	0	14
	MIDDLE ATLANTIC	10	38	45	5	28	0	3	129
	E.N. CENTRAL	3	24	35	3	42	1	6	114
	W.N. CENTRAL	17	10	27	9	4	7	0	74
	SOUTH ATLANTIC	6	80	121	19	114	0	17	357
	E.S. CENTRAL	1	6	7	7	9	0	1	31
	W.S. CENTRAL	93	208	103	17	50	21	4	496
	MOUNTAIN	28	132	117	9	56	1	11	354
	PACIFIC	31	191	214	44	76	11	4	571
	SIZE TOTAL	189	691	673	117	383	41	46	2140

EQUIVALENT TONNAGE	26,716
GROSS AGGREGATE TONNAGE	51,442

NAME S. D. Jackson

(5/73)

CAPCO JEN 0024265

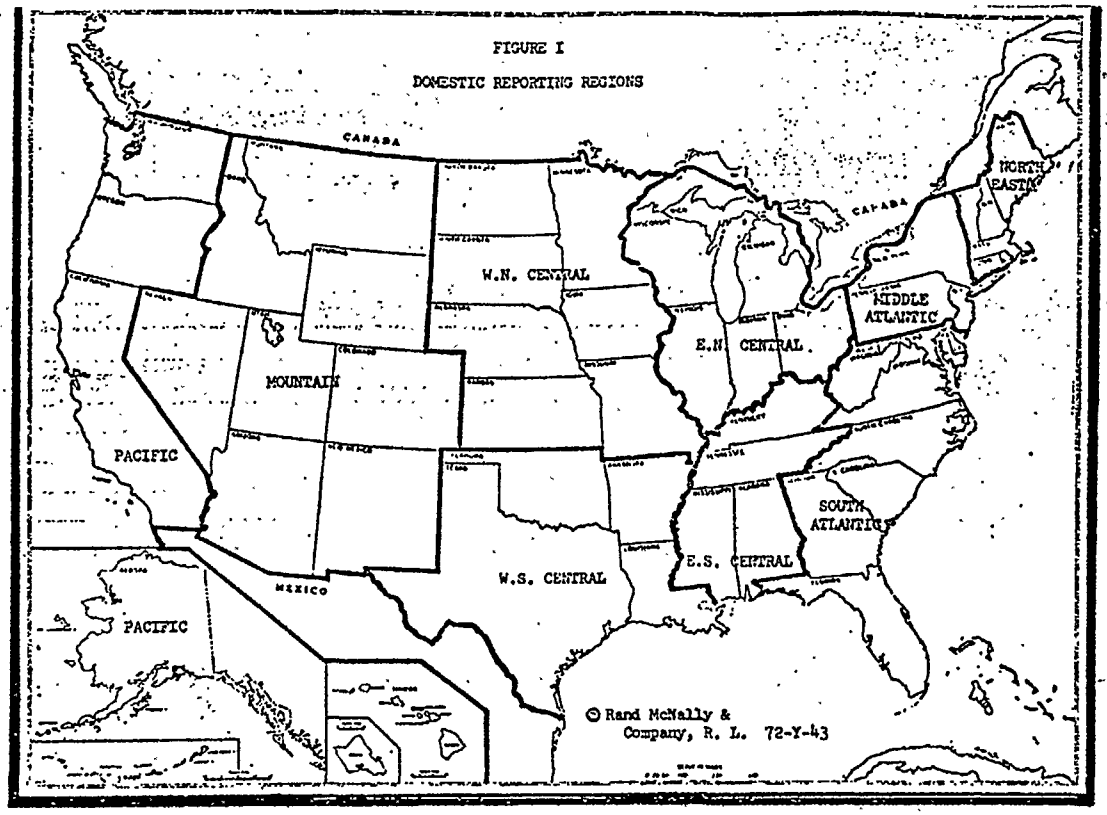

GENERAL INSTRUCTIONS

1. This report is to be forwarded to A/C PIPE PRODUCERS ASSOCIATION (hereinafter referred to as the "Association"). Attention of Executive Director, Suite 1113, Universal Building, North, 1875 Connecticut Avenue, N.W., Washington, D.C. 20009 within 45 days following the month for which the report is made.

   This report and the information contained in it will be kept confidential by the Association. The data regarding shipments contained in this report will be consolidated with similar data for the same month from other reporting companies. Only the totals for each category will be reported by the Association. No totals will be reported by the Association for any category until such time as at least three companies have reported shipments in such category for a period of three consecutive months.

2. Do not include in your report shipments by your company to other AACPP members. Products shipped by your company to another AACPP member will be reported by that member upon shipment by it.

3. For purposes of this report PRESSURE pipe is defined as ASBESTOS-CEMENT pipe which is in conformance with CLASS 100, 150, and 200 specifications and which is shipped to a final destination within the continental U.S., including Alaska and Hawaii.

4. SHIPMENTS for purposes of this report mean FOOTAGE shipped in thousands of feet.

5. For purposes of this report: (a) Monthly EQUIVALENT TONNAGE means tons equivalent to total footage of 4-inch thru 16-inch pressure pipe shipped to all regions regardless of Class and/or diameter. (b) GROSS AGGREGATE TONNAGE means total monthly tonnage of all domestic A/C pipe shipments.

6. REGIONS for purposes of this report correspond to standard Department of Commerce reporting areas as geographically depicted in FIGURE I.

7. The person at the reporting company to whom questions concerning the report are to be directed by the Association should be designated in the space provided in the lower left-hand corner of the report.

CAPCO JEN 0024266

A/C PIPE PRODUCERS ASSOCIATION
SUITE 1113, 1875 CONNECTICUT AVENUE, N.W.
WASHINGTON, D.C. 20009

CONFIDENTIAL

DOMESTIC A/C PIPE SHIPMENTS TONNAGE

*January, 1975

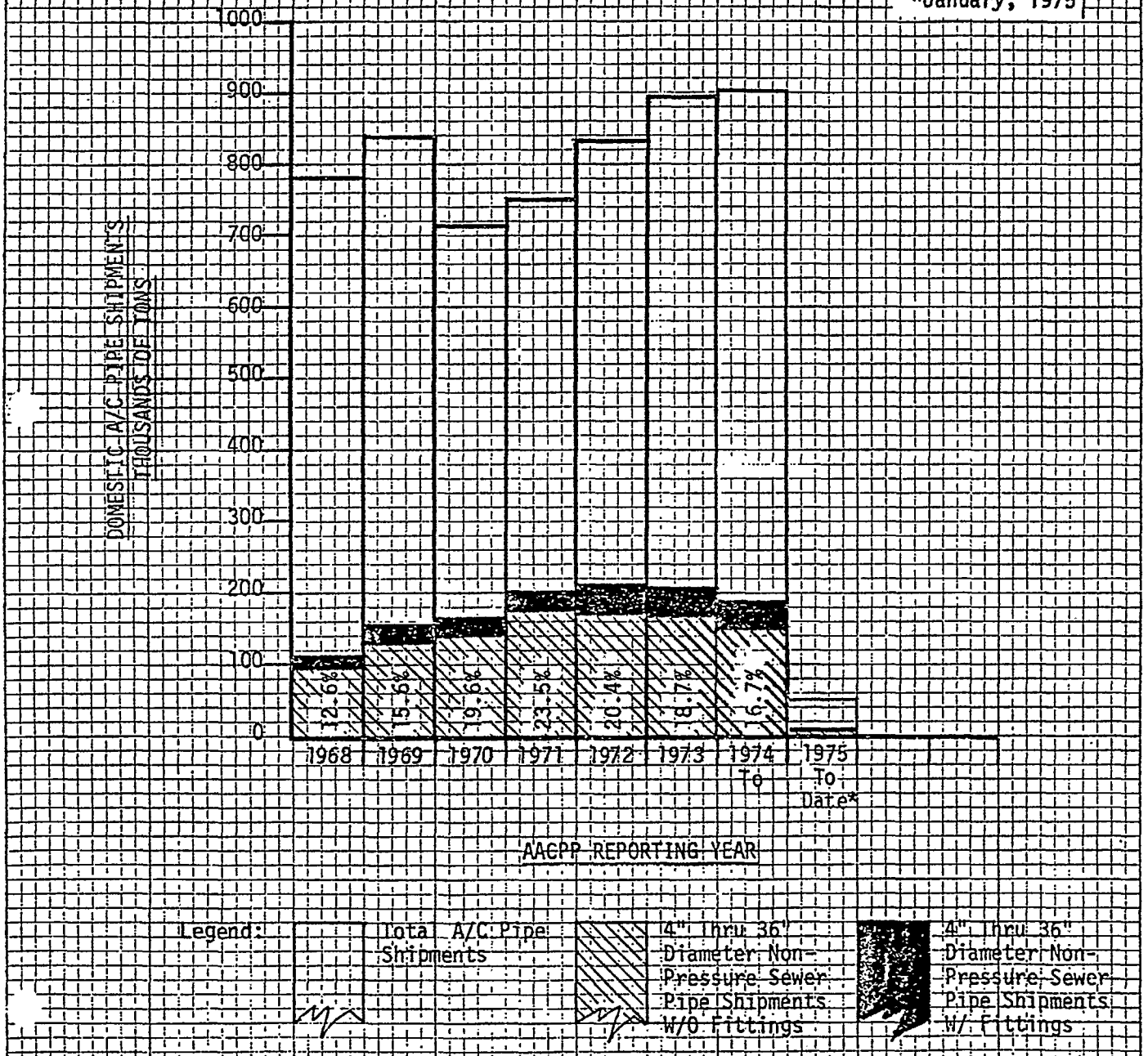

NOTE: Percentage figures shown represent percent of total A/C pipe shipments which are 4" thru 36" diameter non-pressure sewer pipe shipments without allowance for fittings.

K+E 12 5705 10 X 10 TO THE INCH

KEUFFEL & ESSER CO. MADE IN U.S.A.

CAPCO JEN 0024267

A/C PIPE PRODUCERS ASSOCIATION
SUITE 1113, 1875 CONNECTICUT AVENUE, N.W.
WASHINGTON, D.C. 20009

-CONFIDENTIAL-

DOMESTIC A/C NON-PRESSURE SEWER PIPE SHIPMENTS*
FOOTAGE

* 4" Thru 36" Diameter Sewer Pipe

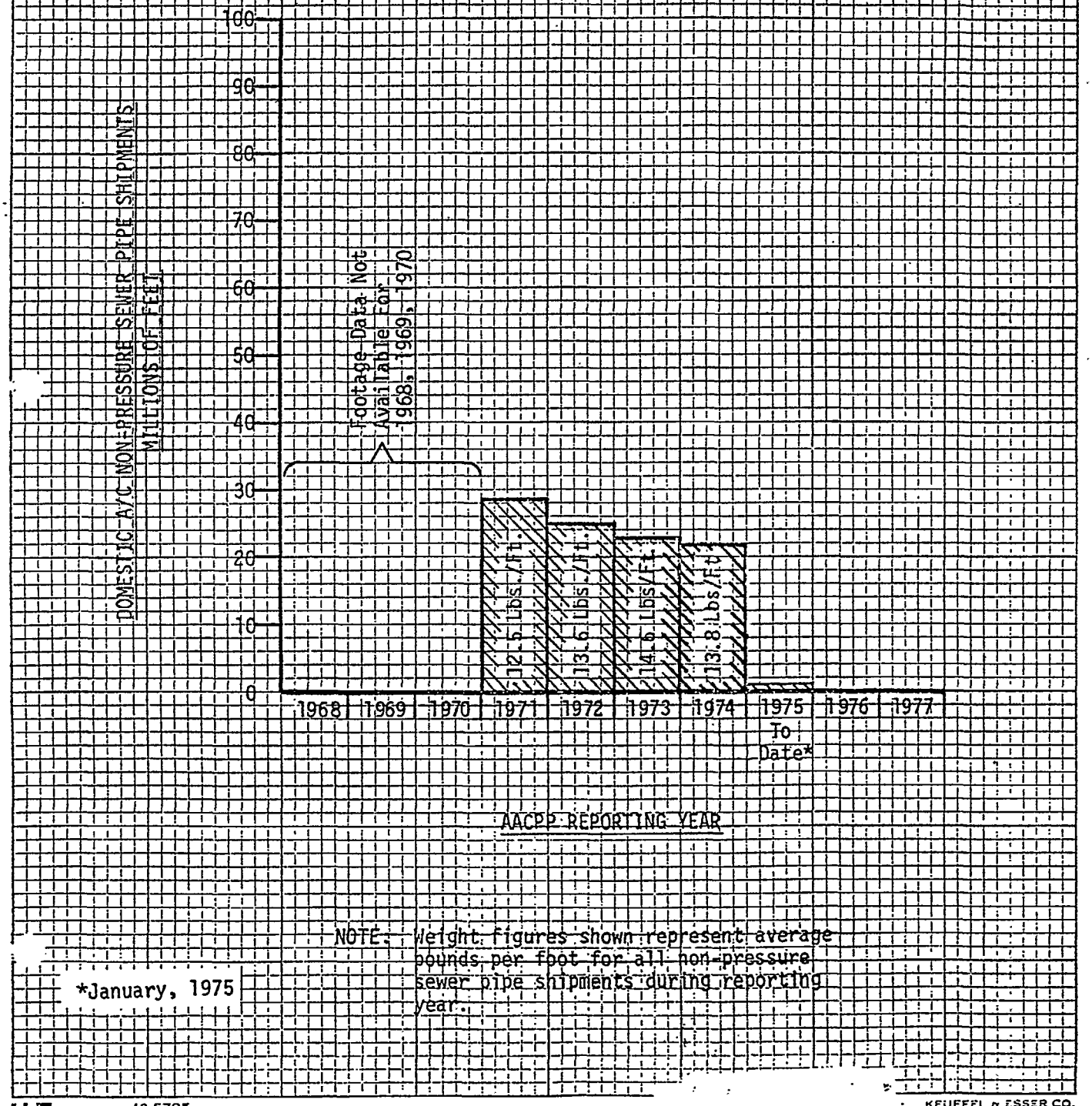

NOTE: Weight figures shown represent average pounds per foot for all non-pressure sewer pipe shipments during reporting year.

*January, 1975

K+E 12 5705
10 X 10 TO THE INCH
KEUFFEL & ESSER CO.
MADE IN U.S.A.

CAPCO JEN 0024268

A/C PIPE PRODUCERS ASSOCIATION
SUITE 1113, 1875 CONNECTICUT AVENUE, N.W.
WASHINGTON, D.C. 20009

-CONFIDENTIAL-

SUMMARY SHEET
DOMESTIC A/C NON-PRESSURE SEWER PIPE SHIPMENTS

AACPP REPORTING YEAR

	1968	1969	1970	1971	1972	1973	1974	1975 (To Date)**	1976	1977
1. Footage - Ft. x 10^3	-	-	-	28,283	25,059	22,956	21,848	1,073		
2. Percent By Class										
Class 1500	-	-	-	*	*	*	29.53	27.59		
Class 2400	-	-	-	*	*	*	53.20	49.39		
Class 3300	-	-	-	*	*	*	15.23	19.39		
Class 4000	-	-	-	*	*	*	1.19	2.14		
Class 5000	-	-	-	*	*	*	0.85	1.49		
3. Percent By Size										
4 Inch	-	-	-	*	*	*	22.19	24.14		
5 Inch	-	-	-	*	*	*	5.42	5.31		
6 Inch	-	-	-	*	*	*	16.52	13.70		
8 Inch	-	-	-	*	*	*	38.10	35.79		
10 Inch	-	-	-	*	*	*	5.65	7.92		
12 Inch	-	-	-	*	*	*	5.05	3.73		
14-36 Inch	-	-	-	*	*	*	7.08	9.41		
4. Percent By Region										
Northeast	-	-	-	*	*	*	17.07	13.05		
Middle Atlantic	-	-	-	*	*	*	34.88	40.73		
E.N. Central	-	-	-	*	*	*	6.56	4.85		
W.N. Central	-	-	-	*	*	*	0.87	0.56		
South Atlantic	-	-	-	*	*	*	13.50	13.51		
E.S. Central	-	-	-	*	*	*	0.40	0.00		
W.S. Central	-	-	-	*	*	*	1.52	1.49		
Mountain	-	-	-	*	*	*	9.06	7.74		
Pacific	-	-	-	*	*	*	16.14	18.08		

*Percentages not shown since data was not available from all reporting companies.

(over)

CAPCO JEN 0024269

A/C PIPE PRODUCERS ASSOCIATION
SUITE 1113, 1875 CONNECTICUT AVENUE, N.W.
WASHINGTON, D.C. 20009

-CONFIDENTIAL-

SUMMARY SHEET
DOMESTIC A/C NON-PRESSURE SEWER PIPE SHIPMENTS

AACPP REPORTING YEAR

	1968	1969	1970	1971	1972	1973	1974	1975 (To Date)**	1976	1977
5. Tonnage - Tons										
Gross Aggregate[1]	781,909	839,100	715,216	753,607	834,577	897,203	900,903	51,442		
Total	112,590	154,495	163,211	201,409	211,251	207,661	187,393	10,251		
Equivalent	98,128	131,321	140,243	177,139	170,680	168,017	150,657	7,961		
Total - %[2]	14.40	18.41	22.82	26.73	25.31	23.15	20.80	19.93		
Equivalent - %[2]	12.55	15.65	19.61	23.51	20.45	18.73	16.72	15.48		
Total/Equivalent	1.15	1.18	1.16	1.14	1.24	1.24	1.24	1.29		
6. Shipment Ratios Without Fittings										
Average Tons/Ft.	-	-	-	0.0063	0.0068	0.0073	0.0069	0.0074		
Average Lbs./Ft.	-	-	-	12.53	13.62	14.64	13.79	14.84		
Average Ft./Ton	-	-	-	159.66	146.82	136.63	145.02	134.78		

NOTES: 1. GROSS AGGREGATE TONNAGE means total annual tonnage of all domestic A/C pipe shipments.

2. Percentage (%) based on GROSS AGGREGATE TONNAGE equaling 100%.

**January, 1975

CAPCO JEN 0024270

A/C PIPE PRODUCERS ASSOCIATION
SUITE 1113, 1875 CONNECTICUT AVENUE, N.W.
WASHINGTON, D.C. 20009

-CONFIDENTIAL-

1975
DOMESTIC A/C PIPE SHIPMENTS
TONNAGE



K&E 12 5705
10 X 10 TO THE INCH

EUFFEL & ESSER CO.
MADE IN U.S.A.

CAPCO JEN 0024271

A/C PIPE PRODUCERS ASSOCIATION
SUITE 1113, 1875 CONNECTICUT AVENUE, N.W.
WASHINGTON, D.C. 20009

-CONFIDENTIAL-

1975

DOMESTIC A/C NON-PRESSURE SEWER PIPE SHIPMENTS*

TONNAGE

*4" Thru 36" Diameter Sewer Pipe

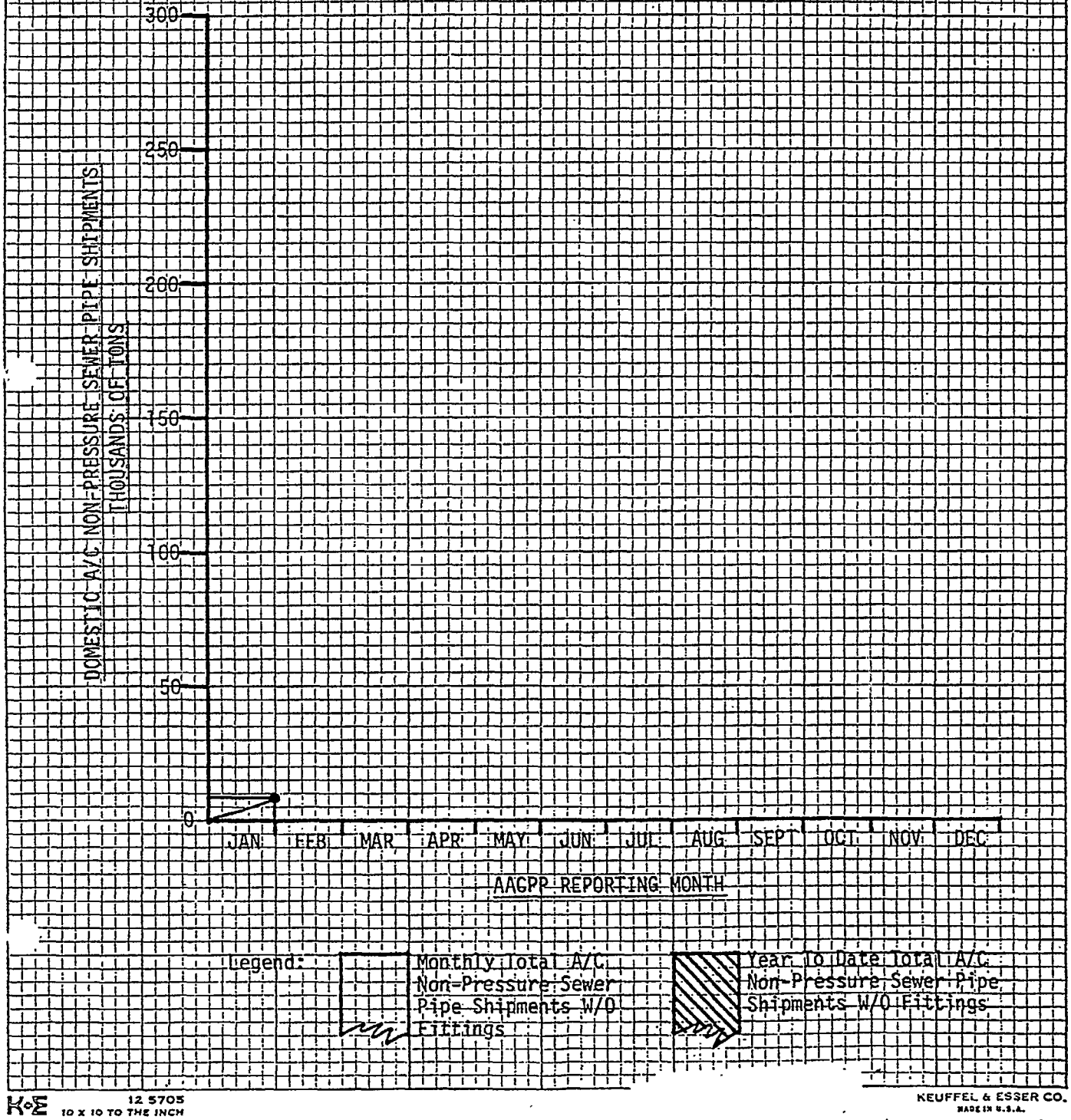

K&E 12 5705
10 X 10 TO THE INCH

KEUFFEL & ESSER CO.
MADE IN U.S.A.

CAPCO JEN 0024272

A/C PIPE PRODUCERS ASSOCIATION
SUITE 1113, 1875 CONNECTICUT AVENUE, N.W.
WASHINGTON, D.C. 20009

-CONFIDENTIAL-

1975
DOMESTIC A/C NON-PRESSURE SEWER PIPE SHIPMENTS*
FOOTAGE

*4" Thru 36" Diameter Sewer Pipe

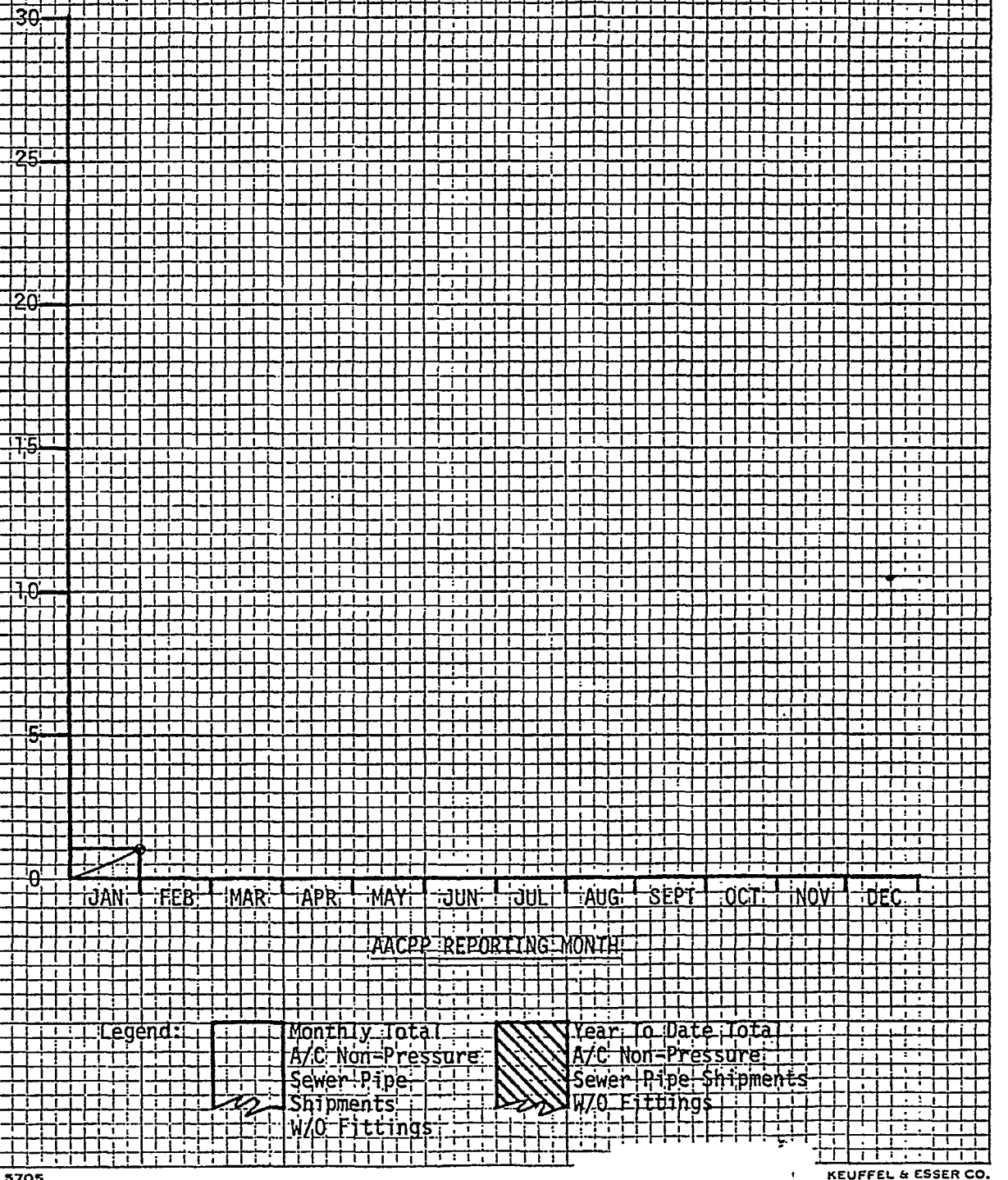

K+E 12 5705
10 X 10 TO THE INCH

KEUFFEL & ESSER CO.
MADE IN U.S.A.

CAPCO JEN 0024273

A/C PIPE PRODUCERS ASSOCIATION
Suite 1113, 1875 Connecticut Ave., N.W., Washington, D.C. 20009

CONFIDENTIAL REPORT	
COMPANY	Cement Asbestos Products Company
MONTH OF	January 19 75

DOMESTIC - PRESSURE PIPE SHIPMENTS - THOUSANDS OF FEET

	REGION	NOMINAL PIPE DIAMETER - INCHES 4	6	8	10	12	14	16	REGION TOTAL
CLASS 100	NORTHEAST								
	MIDDLE ATLANTIC								
	E.N. CENTRAL								
	W.N. CENTRAL								
	SOUTH ATLANTIC								
	E.S. CENTRAL								
	W.S. CENTRAL						1		1
	MOUNTAIN								
	PACIFIC								
	SIZE TOTAL						1		1
CLASS 150	NORTHEAST								
	MIDDLE ATLANTIC								
	E.N. CENTRAL								
	W.N. CENTRAL	1	2	13	7				23
	SOUTH ATLANTIC	2	5	5	7	33			52
	E.S. CENTRAL		1			1			2
	W.S. CENTRAL		14	15	8	23			60
	MOUNTAIN		3	1	3				7
	PACIFIC		4	10		4			18
	SIZE TOTAL	3	29	44	25	61			162
CLASS 200	NORTHEAST								
	MIDDLE ATLANTIC								
	E.N. CENTRAL			4					4
	W.N. CENTRAL								
	SOUTH ATLANTIC		1						1
	E.S. CENTRAL								
	W.S. CENTRAL	1	2	9	7	1			20
	MOUNTAIN		9						9
	PACIFIC								
	SIZE TOTAL	1	12	13	7	1			34
COMBINED CLASSES	NORTHEAST								
	MIDDLE ATLANTIC								
	E.N. CENTRAL			4					4
	W.N. CENTRAL	1	2	13	7				23
	SOUTH ATLANTIC	2	6	5	7	33			53
	E.S. CENTRAL		1			1			2
	W.S. CENTRAL	1	16	24	15	24	1		81
	MOUNTAIN		12	1	3				16
	PACIFIC		4	10		4			18
	SIZE TOTAL	4	41	57	32	62	1		197

EQUIVALENT TONNAGE	5,251
GROSS AGGREGATE TONNAGE	5,256

NAME Phillip J. Calma
Phillip J. Calma

(5/73)

CAPCO JEN 0024274

A/C PIPE PRODUCERS ASSOCIATION
Suite 1113, 1875 Connecticut Ave., N.W., Washington, D.C. 20009

CONFIDENTIAL REPORT	
COMPANY	Cement Asbestos Products Company
MONTH OF	February 1975

DOMESTIC - PRESSURE PIPE SHIPMENTS - THOUSANDS OF FEET

	REGION	NOMINAL PIPE DIAMETER - INCHES 4	6	8	10	12	14	16	REGION TOTAL
CLASS 100	NORTHEAST								
	MIDDLE ATLANTIC								
	E.N. CENTRAL								
	W.N. CENTRAL								
	SOUTH ATLANTIC								
	E.S. CENTRAL								
	W.S. CENTRAL								
	MOUNTAIN						2		2
	PACIFIC								
	SIZE TOTAL						2		2
CLASS 150	NORTHEAST								
	MIDDLE ATLANTIC								
	E.N. CENTRAL		3						3
	W.N. CENTRAL								
	SOUTH ATLANTIC	3	19	13	1	11			47
	E.S. CENTRAL		1		5	2			8
	W.S. CENTRAL		7	2	4	20	1		34
	MOUNTAIN	5	1	4		4	37		51
	PACIFIC	2	6	9	2	11			30
	SIZE TOTAL	10	37	28	12	48	38		173
CLASS 200	NORTHEAST								
	MIDDLE ATLANTIC								
	E.N. CENTRAL			2		1			3
	W.N. CENTRAL								
	SOUTH ATLANTIC			2					2
	E.S. CENTRAL								
	W.S. CENTRAL		4	4		6			14
	MOUNTAIN						1		1
	PACIFIC	1	1	9					11
	SIZE TOTAL	1	5	17		7	1		31
COMBINED CLASSES	NORTHEAST								
	MIDDLE ATLANTIC								
	E.N. CENTRAL		3	2		1			6
	W.N. CENTRAL								
	SOUTH ATLANTIC	3	19	15	1	11			49
	E.S. CENTRAL		1		5	2			8
	W.S. CENTRAL		11	6	4	26	1		48
	MOUNTAIN	5	1	4		4	40		54
	PACIFIC	3	7	18	2	11			41
	SIZE TOTAL	11	42	45	12	55	41		206

EQUIVALENT TONNAGE	3,542
GROSS AGGREGATE TONNAGE	3,577

NAME Phillip J. Calma
Phillip J. Calma
(5/73)

CAPCO JEN 0024275

Phillips

A/C PIPE PRODUCERS ASSOCIATION
[illegible] Connecticut Ave., N.W., Washington, D.C. 20009

CONFIDENTIAL REPORT	
COMPANY	Cement Asbestos Products Company
MONTH OF	March 1975

DOMESTIC - PRESSURE PIPE SHIPMENTS - THOUSANDS OF FEET

	REGION	NOMINAL PIPE DIAMETER - INCHES 4	6	8	10	12	14	16	REGION TOTAL
CLASS 100	NORTHEAST								
	MIDDLE ATLANTIC								
	E.N. CENTRAL								
	W.N. CENTRAL								
	SOUTH ATLANTIC								
	E.S. CENTRAL								
	W.S. CENTRAL								
	MOUNTAIN								
	PACIFIC								
	SIZE TOTAL								
ASS 150	NORTHEAST								
	MIDDLE ATLANTIC			8			6		14
	E.N. CENTRAL		6			3			9
	W.N. CENTRAL		9	12	2	2			25
	SOUTH ATLANTIC			16		2			18
	E.S. CENTRAL		3		3	10			16
	W.S. CENTRAL	1	14	8	9	13		4	49
	MOUNTAIN	23	11	22	2	7		1	66
	PACIFIC		1	19	3	1			24
	SIZE TOTAL	24	44	85	19	38	6	5	221
CLASS 200	NORTHEAST								
	MIDDLE ATLANTIC								
	E.N. CENTRAL			2					2
	W.N. CENTRAL								
	SOUTH ATLANTIC								
	E.S. CENTRAL		3	5					8
	W.S. CENTRAL	1	16	7					24
	MOUNTAIN	1	4				19		24
	PACIFIC								
	SIZE TOTAL	2	23	14			19		58
BINED CLASSES	NORTHEAST								
	MIDDLE ATLANTIC			8			6		14
	E.N. CENTRAL		6	2		3			11
	W.N. CENTRAL		9	12	2	2			25
	SOUTH ATLANTIC			16		2			18
	E.S. CENTRAL		6	5	3	10			24
	W.S. CENTRAL	2	30	15	9	13		4	73
	MOUNTAIN	24	15	22	2	7	19	1	90
	PACIFIC		1	19	3	1			24
	SIZE TOTAL	26	67	99	19	38	25	5	279

EQUIVALENT TONNAGE	4,145
GROSS AGGREGATE TONNAGE	4,159

NAME Phillip J. Calma

(5/73) Phillip J. Calma

CAPCO JEN 0024276

A/C PIPE PRODUCERS ASSOCIATION
Suite 1113, 1875 Connecticut Ave., N.W., Washington, D.C. 20009

CONFIDENTIAL REPORT

COMPANY	Cement Asbestos Products
MONTH OF	April 19 75

DOMESTIC - PRESSURE PIPE SHIPMENTS - THOUSANDS OF FEET

	REGION	NOMINAL PIPE DIAMETER - INCHES 4	6	8	10	12	14	16	REGION TOTAL
CLASS 100	NORTHEAST								
	MIDDLE ATLANTIC								
	E.N. CENTRAL								
	W.N. CENTRAL								
	SOUTH ATLANTIC								
	E.S. CENTRAL								
	W.S. CENTRAL								
	MOUNTAIN								
	PACIFIC								
	SIZE TOTAL								0
CLASS 150	NORTHEAST								
	MIDDLE ATLANTIC			9					9
	E.N. CENTRAL		14	1	48	1			64
	W.N. CENTRAL			2			2		4
	SOUTH ATLANTIC		9	24	2	15			50
	E.S. CENTRAL		1		4	6		2	13
	W.S. CENTRAL		14	52	6	42	1		115
	MOUNTAIN	6	4	8	1	4			23
	PACIFIC	2	20	5	4	13			44
	SIZE TOTAL	8	62	101	65	81	3	2	322
CLASS 200	NORTHEAST								
	MIDDLE ATLANTIC								
	E.N. CENTRAL		1	8	5	2			16
	W.N. CENTRAL								
	SOUTH ATLANTIC								
	E.S. CENTRAL					4	3		7
	W.S. CENTRAL		9	4		6			19
	MOUNTAIN		3	1		5			9
	PACIFIC								
	SIZE TOTAL		13	13	5	17	3		51
COMBINED CLASSES	NORTHEAST								
	MIDDLE ATLANTIC			9					9
	E.N. CENTRAL		15	9	53	3			80
	W.N. CENTRAL			2			2		4
	SOUTH ATLANTIC		9	24	2	15			50
	E.S. CENTRAL		1		4	10	3	2	20
	W.S. CENTRAL		23	56	6	48	1		134
	MOUNTAIN	6	7	9	1	9			32
	PACIFIC	2	20	5	4	13			44
	SIZE TOTAL	8	75	114	70	98	6	2	373

EQUIVALENT TONNAGE	5273
GROSS AGGREGATE TONNAGE	5346

NAME Phillip J. Clore

(5/72) Phillip J. C...

CAPCO JEN 0024277

A/C PIPE PRODUCERS ASSOCIATION
Suite 1113, 1875 Connecticut Ave., N.W., Washington, D.C. 20009

CONFIDENTIAL REPORT	
COMPANY	Cement Asbestos Products Company
MONTH OF	May 1975

DOMESTIC - PRESSURE PIPE SHIPMENTS - THOUSANDS OF FEET

	REGION	NOMINAL PIPE DIAMETER - INCHES 4	6	8	10	12	14	16	REGION TOTAL
CLASS 100	NORTHEAST								
	MIDDLE ATLANTIC								
	E.N. CENTRAL								
	W.N. CENTRAL								
	SOUTH ATLANTIC								
	E.S. CENTRAL								
	W.S. CENTRAL								
	MOUNTAIN								
	PACIFIC								
	SIZE TOTAL								
CLASS 150	NORTHEAST								
	MIDDLE ATLANTIC		2						2
	E.N. CENTRAL	2				4			6
	W.N. CENTRAL	5	10	3	1	4			23
	SOUTH ATLANTIC			7		7		1	15
	E.S. CENTRAL		4	14	15				33
	W.S. CENTRAL	2	30	34	6	14			86
	MOUNTAIN	13	5	14	5				37
	PACIFIC	3	2	8					13
	SIZE TOTAL	25	53	80	27	29		1	215
CLASS 200	NORTHEAST								
	MIDDLE ATLANTIC								
	E.N. CENTRAL			2					2
	W.N. CENTRAL			1					1
	SOUTH ATLANTIC		1						1
	E.S. CENTRAL					9	1		10
	W.S. CENTRAL		7	3		5			15
	MOUNTAIN		3						3
	PACIFIC	1	4						5
	SIZE TOTAL	1	15	6		14	1		37
COMBINED CLASSES	NORTHEAST								
	MIDDLE ATLANTIC		2						2
	E.N. CENTRAL	2		2		4			8
	W.N. CENTRAL	5	10	4	1	4			24
	SOUTH ATLANTIC		1	7		7		1	16
	E.S. CENTRAL		4	14	15	9	1		43
	W.S. CENTRAL	2	37	37	6	19			101
	MOUNTAIN	13	8	14	5				40
	PACIFIC	4	6	8					18
	SIZE TOTAL	26	68	86	27	43	1	1	252

EQUIVALENT TONNAGE	4089
GROSS AGGREGATE TONNAGE	4125

NAME Phillip Calma

(5/73) Phillip Calma /ga

CAPCO JEN 0024278

~~Harry F~~ File

A/C PIPE PRODUCERS ASSOCIATION
Suite 1113, 1875 Connecticut Ave., N.W., Washington, D.C. 20009

CONFIDENTIAL REPORT

COMPANY: Cement Asbestos Products Co.

MONTH OF: JUNE 19 75

DOMESTIC - PRESSURE PIPE SHIPMENTS - THOUSANDS OF FEET

	REGION	NOMINAL PIPE DIAMETER - INCHES 4	6	8	10	12	14	16	REGION TOTAL
CLASS 100	NORTHEAST								
	MIDDLE ATLANTIC								
	E.N. CENTRAL								
	W.N. CENTRAL								
	SOUTH ATLANTIC								
	E.S. CENTRAL								
	W.S. CENTRAL								
	MOUNTAIN								
	PACIFIC								
	SIZE TOTAL								
CLASS 150	NORTHEAST								
	MIDDLE ATLANTIC								
	E.N. CENTRAL		8	19		1			28
	W.N. CENTRAL		3	1				8	12
	SOUTH ATLANTIC		21	11		5			37
	E.S. CENTRAL		9	2	4				15
	W.S. CENTRAL		14	20	7	12		7	60
	MOUNTAIN		4	4	3	4	1		16
	PACIFIC		19	19	9	2	1	1	51
	SIZE TOTAL		78	76	23	24	2	16	219
CLASS 200	NORTHEAST								
	MIDDLE ATLANTIC								
	E.N. CENTRAL			12		1			13
	W.N. CENTRAL								
	SOUTH ATLANTIC			7					7
	E.S. CENTRAL			2	2	6			10
	W.S. CENTRAL		23	8		8			39
	MOUNTAIN				1				1
	PACIFIC								
	SIZE TOTAL		23	29	3	15			70
COMBINED CLASSES	NORTHEAST								
	MIDDLE ATLANTIC								
	E.N. CENTRAL		8	31		2			41
	W.N. CENTRAL		3	1				8	12
	SOUTH ATLANTIC		21	18		5			44
	E.S. CENTRAL		9	4	6	6			25
	W.S. CENTRAL		37	28	7	20		7	99
	MOUNTAIN		4	4	4	4	1		17
	PACIFIC		19	19	9	2	1	1	51
	SIZE TOTAL		101	105	26	39	2	16	289

EQUIVALENT TONNAGE	3678
GROSS AGGREGATE TONNAGE	3770

NAME Phillip Calma

CAPCO JEN 0024279

A/C PIPE PRODUCERS ASSOCIATION
1113, 1875 Connecticut Ave., N.W., Washington, D.C. 20009

CONFIDENTIAL REPORT

COMPANY	Cement Asbestos Products Company
MONTH OF	July 19 75

DOMESTIC - PRESSURE PIPE SHIPMENTS - THOUSANDS OF FEET

	REGION	NOMINAL PIPE DIAMETER - INCHES 4	6	8	10	12	14	16	REGION TOTAL
CLASS 100	NORTHEAST								
	MIDDLE ATLANTIC								
	E.N. CENTRAL								
	W.N. CENTRAL								
	SOUTH ATLANTIC								
	E.S. CENTRAL								
	W.S. CENTRAL								
	MOUNTAIN								
	PACIFIC								
	SIZE TOTAL								
CLASS 150	NORTHEAST								
	MIDDLE ATLANTIC		5	4					9
	E.N. CENTRAL	1	3	2	1				7
	W.N. CENTRAL		1	2		4		3	10
	SOUTH ATLANTIC	3	18	12	4	10		1	48
	E.S. CENTRAL		6	2		1			9
	W.S. CENTRAL		26	36	17	14		2	95
	MOUNTAIN	2	11	6	4	3			26
	PACIFIC	6	18	16	2	3			45
	SIZE TOTAL	12	88	80	28	35		6	249
CLASS 200	NORTHEAST								
	MIDDLE ATLANTIC								
	E.N. CENTRAL			9		3			12
	W.N. CENTRAL		1			2			3
	SOUTH ATLANTIC		1	3					4
	E.S. CENTRAL								
	W.S. CENTRAL		21	7		5			33
	MOUNTAIN	1	4	2					7
	PACIFIC	2	3	2					7
	SIZE TOTAL	3	30	23	-	10			66
COMBINED CLASSES	NORTHEAST								
	MIDDLE ATLANTIC		5	4					9
	E.N. CENTRAL	1	3	11	1	3			19
	W.N. CENTRAL		2	2		6		3	13
	SOUTH ATLANTIC	3	19	15	4	10		1	52
	E.S. CENTRAL		6	2		1			9
	W.S. CENTRAL		47	43	17	19		2	128
	MOUNTAIN	3	15	8	4	3			33
	PACIFIC	8	21	18	2	3			52
	SIZE TOTAL	15	118	103	28	45		6	315

EQUIVALENT TONNAGE: 3461 ~~3514~~

GROSS AGGREGATE TONNAGE: 3463 ~~3518~~

NAME PJC

CAPCO JEN 0024280

A/C PIPE PRODUCERS ASSOCIATION
Suite 1113, 1875 Connecticut Ave., N.W., Washington, D.C. 20009

CONFIDENTIAL REPORT	
COMPANY	CEMENT ASBESTOS PRODUCTS COMPANY
MONTH OF	AUGUST 1975

DOMESTIC - PRESSURE PIPE SHIPMENTS - THOUSANDS OF FEET

	REGION	NOMINAL PIPE DIAMETER - INCHES 4	6	8	10	12	14	16	REGION TOTAL
CLASS 100	NORTHEAST								
	MIDDLE ATLANTIC								
	E.N. CENTRAL								
	W.N. CENTRAL								
	SOUTH ATLANTIC								
	E.S. CENTRAL								
	W.S. CENTRAL		1						1
	MOUNTAIN								
	PACIFIC								
	SIZE TOTAL		1						1
CLASS 150	NORTHEAST								
	MIDDLE ATLANTIC								
	E.N. CENTRAL		4	1					5
	W.N. CENTRAL			6					6
	SOUTH ATLANTIC		17	5		9	1		32
	E.S. CENTRAL			1	1	3			5
	W.S. CENTRAL	2	26	23	17	13		5	86
	MOUNTAIN	1	13			9			23
	PACIFIC		7	9	4	3			23
	SIZE TOTAL	3	67	45	22	37	1	5	180
CLASS 200	NORTHEAST								
	MIDDLE ATLANTIC								
	E.N. CENTRAL					2			2
	W.N. CENTRAL					2			2
	SOUTH ATLANTIC	2							2
	E.S. CENTRAL				3				3
	W.S. CENTRAL	4	5	3	2	1			15
	MOUNTAIN		6	3		2			11
	PACIFIC								
	SIZE TOTAL	6	11	6	5	7			35
COMBINED CLASSES	NORTHEAST								
	MIDDLE ATLANTIC								
	E.N. CENTRAL		4	1		2			7
	W.N. CENTRAL			6		2			8
	SOUTH ATLANTIC	2	17	5		9	1		34
	E.S. CENTRAL			1	4	3			8
	W.S. CENTRAL	6	32	26	19	14		5	102
	MOUNTAIN	1	19	3		11			34
	PACIFIC		7	9	4	3			23
	SIZE TOTAL	9	79	51	27	44	1	5	216

EQUIVALENT TONNAGE	3051 ~~3009~~
GROSS AGGREGATE TONNAGE	3120 ~~2970~~

NAME P. W. Calmes

(5/73)

CAPCO JEN 0024281

Jde

A/C PIPE PRODUCERS ASSOCIATION
Suite 1113, 1875 Connecticut Ave., N.W., Washington, D.C. 20009

CONFIDENTIAL REPORT

COMPANY	Cement Asbestos Products Company
MONTH OF	September 1975

DOMESTIC - PRESSURE PIPE SHIPMENTS - THOUSANDS OF FEET

	REGION	NOMINAL PIPE DIAMETER - INCHES 4	6	8	10	12	14	16	REGION TOTAL
CLASS 100	NORTHEAST								
	MIDDLE ATLANTIC								
	E.N. CENTRAL								
	W.N. CENTRAL								
	SOUTH ATLANTIC								
	E.S. CENTRAL								
	W.S. CENTRAL								
	MOUNTAIN								
	PACIFIC								
	SIZE TOTAL								
CLASS 150	NORTHEAST								
	MIDDLE ATLANTIC	3	6	3	–	–	–	–	12
	E.N. CENTRAL	1	1	3	–	–	–	–	5
	W.N. CENTRAL	–	9	–	3	3	–	1	16
	SOUTH ATLANTIC	1	6	3	–	–	–	3	13
	E.S. CENTRAL	–	2	–	1	–	–	–	3
	W.S. CENTRAL	–	13	12	4	10	–	3	42
	MOUNTAIN	1	9	11	3	7	–	–	31
	PACIFIC	6	4	5	2	1	5	1	24
	SIZE TOTAL	12	50	37	13	21	5	8	146
CLASS 200	NORTHEAST								
	MIDDLE ATLANTIC								
	E.N. CENTRAL	–	–	1	–	1	–	–	2
	W.N. CENTRAL	–	2	2	–	–	–	–	4
	SOUTH ATLANTIC	–	–	–	–	–	–	–	–
	E.S. CENTRAL	–	–	–	–	–	–	–	–
	W.S. CENTRAL	1	25	5	1	1	–	–	33
	MOUNTAIN	–	4	1	–	–	–	–	5
	PACIFIC	2	1	1	2	–	1	–	7
	SIZE TOTAL	3	32	10	3	2	1	–	51
COMBINED CLASSES	NORTHEAST	–	–	–	–	–	–	–	–
	MIDDLE ATLANTIC	3	6	3	–	–	–	–	12
	E.N. CENTRAL	1	1	4	–	1	–	–	7
	W.N. CENTRAL	–	11	2	3	3	–	1	20
	SOUTH ATLANTIC	1	6	3	–	–	–	3	13
	E.S. CENTRAL	–	2	–	1	–	–	–	3
	W.S. CENTRAL	1	38	17	5	11	–	3	75
	MOUNTAIN	1	13	12	3	7	–	–	36
	PACIFIC	8	5	6	4	1	6	1	31
	SIZE TOTAL	15	82	47	16	23	6	8	197

EQUIVALENT TONNAGE	2574
GROSS AGGREGATE TONNAGE	3626

NAME Phillip Calva

(5/72)

CAPCO JEN 0024282

File

A/C PIPE PRODUCERS ASSOCIATION
Suite 1113, 1875 Connecticut Ave., N.W., Washington, D.C. 20009

CONFIDENTIAL REPORT

COMPANY	CEMENT ASBESTOS PRODUCTS COMPANY
MONTH OF	October 1975

DOMESTIC - PRESSURE PIPE SHIPMENTS - THOUSANDS OF FEET

	REGION	NOMINAL PIPE DIAMETER - INCHES 4	6	8	10	12	14	16	REGION TOTAL
CLASS 100	NORTHEAST								
	MIDDLE ATLANTIC								
	E.N. CENTRAL								
	W.N. CENTRAL								
	SOUTH ATLANTIC								
	E.S. CENTRAL								
	W.S. CENTRAL								
	MOUNTAIN								
	PACIFIC								
	SIZE TOTAL								
CLASS 150	NORTHEAST								
	MIDDLE ATLANTIC			1					1
	E.N. CENTRAL	6	9	4	1	5			25
	W.N. CENTRAL	2	4	5	1	3			15
	SOUTH ATLANTIC	2	7	12		4	2	2	29
	E.S. CENTRAL		10	4					14
	W.S. CENTRAL	8	29	40	1	1			79
	MOUNTAIN	1	14	10	1	7			33
	PACIFIC	8	12	10	4	5	2	4	45
	SIZE TOTAL	27	85	86	8	25	4	6	241
CLASS 200	NORTHEAST								
	MIDDLE ATLANTIC								
	E.N. CENTRAL		2	21		2			25
	W.N. CENTRAL		1	10	4	6		1	22
	SOUTH ATLANTIC								
	E.S. CENTRAL								
	W.S. CENTRAL		20	3		6			29
	MOUNTAIN		6		1	6			13
	PACIFIC				1				1
	SIZE TOTAL	-	29	34	6	20	-	1	90
COMBINED CLASSES	NORTHEAST								
	MIDDLE ATLANTIC			1					1
	E.N. CENTRAL	6	11	25	1	7			50
	W.N. CENTRAL	2	5	15	5	9		1	37
	SOUTH ATLANTIC	2	7	12		4	2	2	29
	E.S. CENTRAL		10	4					14
	W.S. CENTRAL	8	49	43	1	7			108
	MOUNTAIN	1	20	10	2	13			46
	PACIFIC	8	12	10	5	5	2	4	46
	SIZE TOTAL	27	114	120	14	45	4	7	331

NAME Phillip Calma

EQUIVALENT TONNAGE	3826
GROSS AGGREGATE TONNAGE	3861

CAPCO JEN 0024283

A/C PIPE PRODUCERS ASSOCIATION
1113, 1875 Connecticut Ave., N.W., Washington, D.C. 20009

File

CONFIDENTIAL REPORT

COMPANY	CEMENT ASBESTOS PRODUCTS COMPANY
MONTH OF	November 1975

DOMESTIC - PRESSURE PIPE SHIPMENTS - THOUSANDS OF FEET

	REGION	NOMINAL PIPE DIAMETER - INCHES 4	6	8	10	12	14	16	REGION TOTAL
CLASS 100	NORTHEAST								
	MIDDLE ATLANTIC								
	E.N. CENTRAL								
	W.N. CENTRAL								
	SOUTH ATLANTIC								
	E.S. CENTRAL								
	W.S. CENTRAL								
	MOUNTAIN								
	PACIFIC								
	SIZE TOTAL								
CLASS 150	NORTHEAST								
	MIDDLE ATLANTIC								
	E.N. CENTRAL		7	6					13
	W.N. CENTRAL		2		2				4
	SOUTH ATLANTIC	1	13	32	2	12		4	64
	E.S. CENTRAL					6			6
	W.S. CENTRAL	19	55	37	1	41		2	155
	MOUNTAIN		1		4				5
	PACIFIC	1	6	7	1	4	7	2	28
	SIZE TOTAL	21	84	82	10	63	7	8	275
CLASS 200	NORTHEAST								
	MIDDLE ATLANTIC								
	E.N. CENTRAL			1					1
	W.N. CENTRAL								
	SOUTH ATLANTIC								
	E.S. CENTRAL								
	W.S. CENTRAL	2	24	5		1			32
	MOUNTAIN		1	2					3
	PACIFIC			5		3		4	12
	SIZE TOTAL	2	25	13		4		4	48
COMBINED CLASSES	NORTHEAST								
	MIDDLE ATLANTIC								
	E.N. CENTRAL		7	7					14
	W.N. CENTRAL		2		2				4
	SOUTH ATLANTIC	1	13	32	2	12		4	64
	E.S. CENTRAL					6			6
	W.S. CENTRAL	21	79	42	1	42		2	187
	MOUNTAIN		2	2	4				8
	PACIFIC	1	6	12	1	7	7	6	40
	SIZE TOTAL	23	109	95	10	67	7	12	323

EQUIVALENT TONNAGE	4461
GROSS AGGREGATE TONNAGE	4485

NAME Phillip Calma

CAPCO JEN 0024284

file

A/C PIPE PRODUCERS ASSOCIATION
Suite 1113, 1875 Connecticut Ave., N.W., Washington, D.C. 20009

CONFIDENTIAL REPORT

COMPANY	CEMENT ASBESTOS PRODUCTS COMPANY
MONTH OF	December 1975

DOMESTIC - PRESSURE PIPE SHIPMENTS - THOUSANDS OF FEET

	REGION	NOMINAL PIPE DIAMETER - INCHES 4	6	8	10	12	14	16	REGION TOTAL
CLASS 100	NORTHEAST								
	MIDDLE ATLANTIC								
	E.N. CENTRAL								
	W.N. CENTRAL								
	SOUTH ATLANTIC								
	E.S. CENTRAL								
	W.S. CENTRAL								
	MOUNTAIN								
	PACIFIC		3						3
	SIZE TOTAL		3						3
CLASS 150	NORTHEAST								
	MIDDLE ATLANTIC		3						3
	E.N. CENTRAL		5	4	2	1			12
	W.N. CENTRAL								
	SOUTH ATLANTIC		13	14	3	1			31
	E.S. CENTRAL			2		1			3
	W.S. CENTRAL	1	34	7		9			51
	MOUNTAIN		6	9		9			24
	PACIFIC	1	16	11	3	1		3	35
	SIZE TOTAL	2	77	47	8	22		3	159
CLASS 200	NORTHEAST								
	MIDDLE ATLANTIC								
	E.N. CENTRAL		1	1		4			6
	W.N. CENTRAL					8			8
	SOUTH ATLANTIC		1						1
	E.S. CENTRAL								
	W.S. CENTRAL		17	11		2			30
	MOUNTAIN								
	PACIFIC		1					1	2
	SIZE TOTAL		20	12		14		1	47
COMBINED CLASSES	NORTHEAST								
	MIDDLE ATLANTIC		3						3
	E.N. CENTRAL		6	5	2	5			18
	W.N. CENTRAL					8			8
	SOUTH ATLANTIC		14	14	3	1			32
	E.S. CENTRAL			2		1			3
	W.S. CENTRAL	1	51	18		11			81
	MOUNTAIN		6	9		9			24
	PACIFIC	1	20	11	3	1		4	40
	SIZE TOTAL	2	100	59	8	36		4	209

EQUIVALENT TONNAGE	2858
GROSS AGGREGATE TONNAGE	2909

NAME Phillip Calma

(5/73)

/C PIPE PRODUCERS ASSOCIATION
Ile 1113, 1875 Connecticut Ave., N.W., Washington, D.C. 20009

CONFIDENTIAL REPORT	
COMPANY	Cement Asbestos Products Company
MONTH OF	January 19 75

DOMESTIC - PRESSURE PIPE SHIPMENTS - THOUSANDS OF FEET

	REGION	NOMINAL PIPE DIAMETER - INCHES 4	6	8	10	12	14	16	REGION TOTAL
CLASS 100	NORTHEAST								
	MIDDLE ATLANTIC								
	E.N. CENTRAL								
	W.N. CENTRAL								
	SOUTH ATLANTIC								
	E.S. CENTRAL								
	W.S. CENTRAL						1		1
	MOUNTAIN								
	PACIFIC								
	SIZE TOTAL						1		1
S 150	NORTHEAST								
	MIDDLE ATLANTIC								
	E.N. CENTRAL								
	W.N. CENTRAL	1	2	13	7				23
	SOUTH ATLANTIC	2	5	5	7	33			52
	E.S. CENTRAL		1			1			2
	W.S. CENTRAL		14	15	8	23			60
	MOUNTAIN		3	1	3				7
	PACIFIC		4	10		4			18
	SIZE TOTAL	3	29	44	25	61			162
CLASS 200	NORTHEAST								
	MIDDLE ATLANTIC								
	E.N. CENTRAL			4					4
	W.N. CENTRAL								
	SOUTH ATLANTIC		1						1
	E.S. CENTRAL								
	W.S. CENTRAL	1	2	9	7	1			20
	MOUNTAIN		9						9
	PACIFIC								
	SIZE TOTAL	1	12	13	7	1			34
'NED CLASSES	NORTHEAST								
	MIDDLE ATLANTIC								
	E.N. CENTRAL			4					4
	W.N. CENTRAL	1	2	13	7				23
	SOUTH ATLANTIC	2	6	5	7	33			53
	E.S. CENTRAL		1			1			2
	W.S. CENTRAL	1	16	24	15	24	1		81
	MOUNTAIN		12	1	3				16
	PACIFIC		4	10		4			18
	SIZE TOTAL	4	41	57	32	62	1		197

EQUIVALENT TONNAGE	5,251
GROSS AGGREGATE TONNAGE	5,256

NAME Phillip J. Calma
Phillip J. Calma

(5/73)

CAPCO JEN 0024286

A/C PIPE PRODUCERS ASSOCIATION
Suite 1113, 1875 Connecticut Ave., N.W., Washington, D.C. 20009

CONFIDENTIAL REPORT	
COMPANY	Cement Asbestos Products Company
MONTH OF	January 1975

DOMESTIC - NON-PRESSURE SEWER PIPE SHIPMENTS - THOUSANDS OF FEET

	REGION	NOMINAL PIPE DIAMETER - INCHES 4	5	6	8	10	12	14-36	REGION TOTAL
CLASS 1500	NORTHEAST								
	MIDDLE ATLANTIC								
	E.N. CENTRAL								
	W.N. CENTRAL								
	SOUTH ATLANTIC								
	E.S. CENTRAL								
	W.S. CENTRAL								
	MOUNTAIN								
	PACIFIC								
	SIZE TOTAL								
C 2400	NORTHEAST								
	MIDDLE ATLANTIC								
	E.N. CENTRAL								
	W.N. CENTRAL								
	SOUTH ATLANTIC								
	E.S. CENTRAL								
	W.S. CENTRAL								
	MOUNTAIN								
	PACIFIC								
	SIZE TOTAL								
CLASS 3300	NORTHEAST								
	MIDDLE ATLANTIC								
	E.N. CENTRAL								
	W.N. CENTRAL								
	SOUTH ATLANTIC								
	E.S. CENTRAL								
	W.S. CENTRAL								
	MOUNTAIN								
	PACIFIC								
	SIZE TOTAL								
ASS 4000	NORTHEAST								
	MIDDLE ATLANTIC								
	E.N. CENTRAL								
	W.N. CENTRAL								
	SOUTH ATLANTIC								
	E.S. CENTRAL								
	W.S. CENTRAL								
	MOUNTAIN								
	PACIFIC								
	SIZE TOTAL								

CONTINUED

CAPCO JEN 0024287

DOMESTIC - NON-PRESSURE SEWER PIPE SHIPMENTS - THOUSANDS OF FEET

	REGION	NOMINAL PIPE DIAMETER - INCHES 4	5	6	8	10	12	14-36	REGION TOTAL
CLASS 5000 & UP	NORTHEAST								
	MIDDLE ATLANTIC								
	E.N. CENTRAL								
	W.N. CENTRAL								
	SOUTH ATLANTIC								
	E.S. CENTRAL								
	W.S. CENTRAL								
	MOUNTAIN								
	PACIFIC								
	SIZE TOTAL								
COMBINED CLASSES	NORTHEAST								
	MIDDLE ATLANTIC								
	E.N. CENTRAL								
	W.N. CENTRAL								
	SOUTH ATLANTIC								
	E.S. CENTRAL								
	W.S. CENTRAL								
	MOUNTAIN								
	PACIFIC								
	SIZE TOTAL								

NAME Phillip J. Calma

Phillip J. Calma

EQUIVALENT TONNAGE 0

/GROSS AGGREGATE TONNAGE/ / 0 /

GENERAL INSTRUCTIONS

1. This report is to be forwarded to A/C PIPE PRODUCERS ASSOCIATION (hereinafter referred to the "Association"). Attention of Executive Director, Suite 1113, Universal Building, North, 1875 Connecticut Avenue, N.W., Washington, D.C. 20009 within 45 days following the month for which the report is made.

   This report and the information contained in it will be kept confidential by the Association. The data regarding shipments contained in this report will be consolidated with similar data for the same month from other reporting companies. Only the totals for each category will be reported by the Association. No totals will be reported by the Association for any category until such time as at least three companies have reported shipments in such category for a period of three consecutive months.

2. Do not include in your report shipments by your company to other AACPP members. Products shipped by your company to another AACPP member will be reported by that member upon shipment by it.

3. For purposes of this report NON-PRESSURE SEWER PIPE is defined as ASBESTOS CEMENT pipe which is in conformance with CLASS 1500, 2400, 3300, 4000 and/or 5000 & UP specifications and which is shipped to a final destination within the continental U.S., including Alaska and Hawaii.

4. SHIPMENTS for purposes of this report mean FOOTAGE shipped in thousands of feet.

5. For purposes of this report monthly EQUIVALENT TONNAGE means tons equivalent to total footage of 4-inch thru 36-inch non-pressure sewer pipe shipped to all regions regardless of Class and/or diameter.

6. REGIONS for purposes of this report correspond to standard Department of Commerce reporting areas as geographically depicted in FIGURE I.

7. The person at the reporting company to whom questions concerning the report are to be directed by the Association should be designated in the space at the lower left-hand corner.

CAPCO JEN 0024288

DOMESTIC - NON-PRESSURE SEWER PIPE SHIPMENTS - THOUSANDS OF FEET

	REGION	NOMINAL PIPE DIAMETER - INCHES 4	5	6	8	10	12	14-36	REGION TOTAL
CLASS 5000 UP	NORTHEAST								
	MIDDLE ATLANTIC								
	E.N. CENTRAL								
	W.N. CENTRAL								
	SOUTH ATLANTIC								
	E.S. CENTRAL								
	W.S. CENTRAL								
	MOUNTAIN								
	PACIFIC								
	SIZE TOTAL								
COMBINED CLASSES	NORTHEAST								
	MIDDLE ATLANTIC								
	E.N. CENTRAL								
	W.N. CENTRAL								
	SOUTH ATLANTIC								
	E.S. CENTRAL								
	W.S. CENTRAL								
	MOUNTAIN								
	PACIFIC								
	SIZE TOTAL								

NAME Phillip J. Calma

Phillip J. Calma

EQUIVALENT TONNAGE 0

/GROSS AGGREGATE TONNAGE/ / 0 /

GENERAL INSTRUCTIONS

1. This report is to be forwarded to A/C PIPE PRODUCERS ASSOCIATION (hereinafter referred to as the "Association"). Attention of Executive Director, Suite 1113, Universal Building, North, 1875 Connecticut Avenue, N.W., Washington, D.C. 20009 within 45 days following the month for which the report is made.

   This report and the information contained in it will be kept confidential by the Association. The data regarding shipments contained in this report will be consolidated with similar data for the same month from other reporting companies. Only the totals for each category will be reported by the Association. No totals will be reported by the Association for any category until such time as at least three companies have reported shipments in such category for a period of three consecutive months.

2. Do not include in your report shipments by your company to other AACPP members. Products shipped by your company to another AACPP member will be reported by that member upon shipment by it.

3. For purposes of this report NON-PRESSURE SEWER PIPE is defined as ASBESTOS CEMENT pipe which is in conformance with CLASS 1500, 2400, 3300, 4000 and/or 5000 & UP specifications and which is shipped to a final destination within the continental U.S., including Alaska and Hawaii.

4. SHIPMENTS for purposes of this report mean FOOTAGE shipped in thousands of feet.

5. For purposes of this report monthly EQUIVALENT TONNAGE means tons equivalent to total footage of 4-inch thru 36-inch non-pressure sewer pipe shipped to all regions regardless of Class and/or diameter.

6. REGIONS for purposes of this report correspond to standard Department of Commerce reporting areas as geographically depicted in FIGURE I.

7. The person at the reporting company to whom questions concerning the report are to be directed by the Association should be designated in the space at the lower left-hand corner.

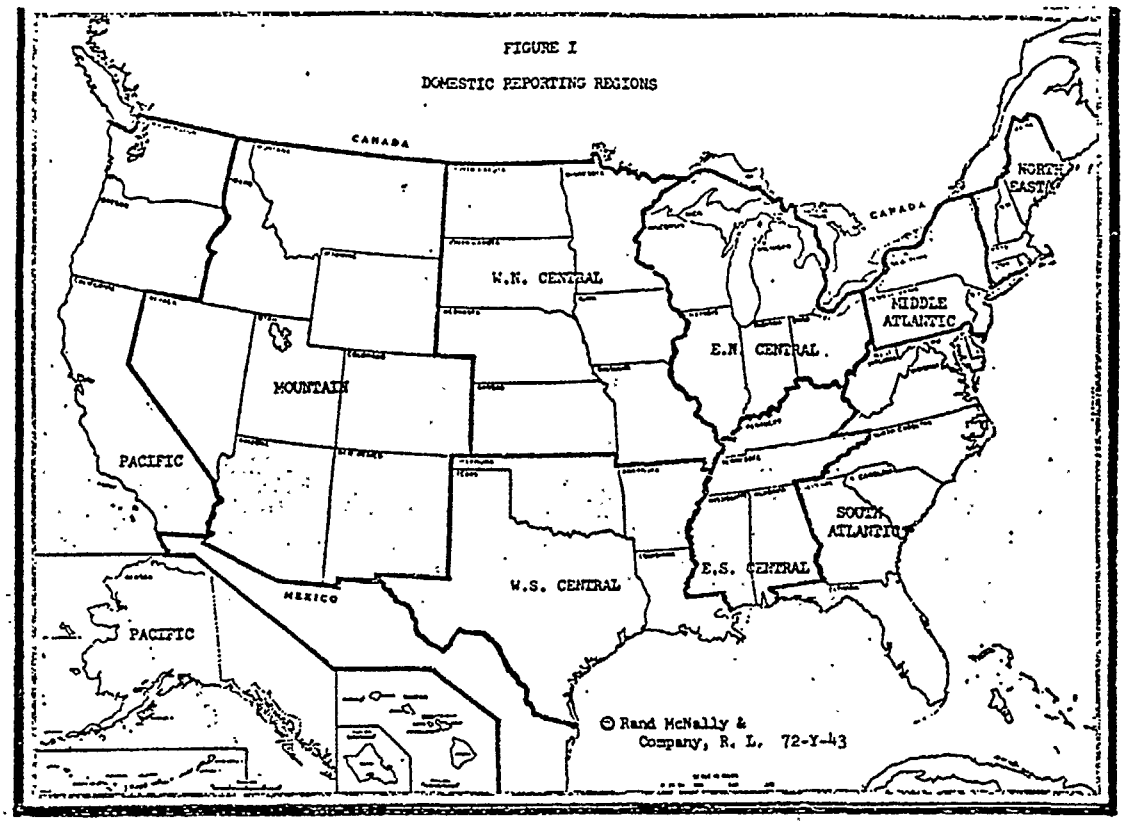

GENERAL INSTRUCTIONS

1. This report is to be forwarded to A/C PIPE PRODUCERS ASSOCIATION (hereinafter referred to as the "Association"). Attention of Executive Director, Suite 1113, Universal Building, North, 1875 Connecticut Avenue, N.W., Washington, D.C. 20009 within 45 days following the month for which the report is made.

   This report and the information contained in it will be kept confidential by the Association. The data regarding shipments contained in this report will be consolidated with similar data for the same month from other reporting companies. Only the totals for each category will be reported by the Association. No totals will be reported by the Association for any category until such time as at least three companies have reported shipments in such category for a period of three consecutive months.

2. Do not include in your report shipments by your company to other AACPP members. Products shipped by your company to another AACPP member will be reported by that member upon shipment by it.

3. For purposes of this report PRESSURE pipe is defined as ASBESTOS-CEMENT pipe which is in conformance with CLASS 100, 150, and 200 specifications and which is shipped to a final destination within the continental U.S., including Alaska and Hawaii.

4. SHIPMENTS for purposes of this report mean FOOTAGE shipped in thousands of feet.

5. For purposes of this report: (a) Monthly EQUIVALENT TONNAGE means tons equivalent to total footage of 4-inch thru 16-inch pressure pipe shipped to all regions regardless of Class and/or diameter. (b) GROSS AGGREGATE TONNAGE means total monthly tonnage of all domestic A/C pipe shipments.

6. REGIONS for purposes of this report correspond to standard Department of Commerce reporting areas as geographically depicted in FIGURE I.

7. The person at the reporting company to whom questions concerning the report are to be directed by the Association should be designated in the space provided in the lower left-hand corner of the report.

A/C PIPE PRODUCERS ASSOCIATION
Suite 1113, 1875 Connecticut Ave., N.W., Washington, D.C. 20009

CONFIDENTIAL REPORT	
COMPANY	Cement Asbestos Products Co.
MONTH OF	Corrected Jan 1975

DOMESTIC - PRESSURE PIPE SHIPMENTS - THOUSANDS OF FEET

	REGION	NOMINAL PIPE DIAMETER - INCHES 4	6	8	10	12	14	16	REGION TOTAL
CLASS 100	NORTHEAST								
	MIDDLE ATLANTIC								
	E.N. CENTRAL								
	W.N. CENTRAL								
	SOUTH ATLANTIC								
	E.S. CENTRAL								
	W.S. CENTRAL								
	MOUNTAIN								
	PACIFIC								
	SIZE TOTAL								
CLASS 150	NORTHEAST								
	MIDDLE ATLANTIC								
	E.N. CENTRAL								
	W.N. CENTRAL								
	SOUTH ATLANTIC								
	E.S. CENTRAL								
	W.S. CENTRAL								
	MOUNTAIN								
	PACIFIC								
	SIZE TOTAL								
CLASS 200	NORTHEAST								
	MIDDLE ATLANTIC								
	E.N. CENTRAL								
	W.N. CENTRAL								
	SOUTH ATLANTIC								
	E.S. CENTRAL								
	W.S. CENTRAL								
	MOUNTAIN								
	PACIFIC								
	SIZE TOTAL								
COMBINED CLASSES	NORTHEAST								
	MIDDLE ATLANTIC								
	E.N. CENTRAL								
	W.N. CENTRAL	Joe							
	SOUTH ATLANTIC								
	E.S. CENTRAL	(Footage remain the same as on the							
	W.S. CENTRAL	original Report. Change ~~ton~~ Equivalent tonnage							
	MOUNTAIN	+ Gross tonnage to head.							
	PACIFIC						Phillip		
	SIZE TOTAL								

NAME Phillip J Calma.

(5/73)

EQUIVALENT TONNAGE	2777
GROSS AGGREGATE TONNAGE	2727

CAPCO JEN 0024291

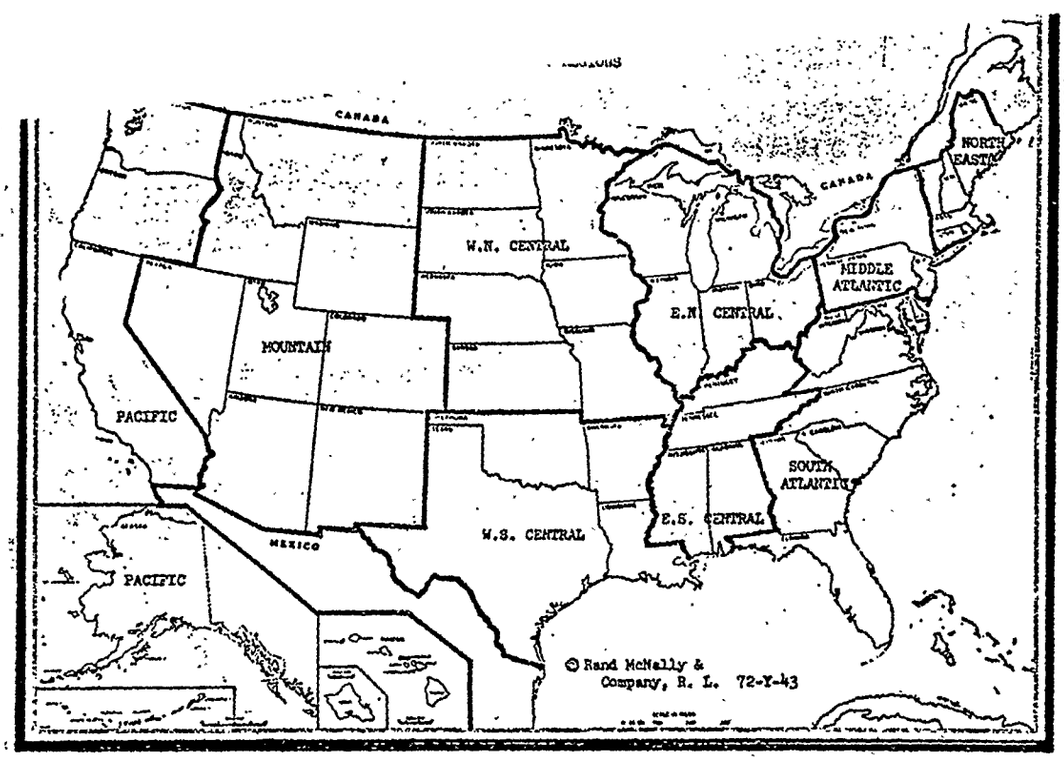

GENERAL INSTRUCTIONS

1. This report is to be forwarded to A/C PIPE PRODUCERS ASSOCIATION (hereinafter referred to as the "Association"). Attention of Executive Director, Suite 1113, Universal Building, North, 1875 Connecticut Avenue, N.W., Washington, D.C. 20009 within 45 days following the month for which the report is made.

   This report and the information contained in it will be kept confidential by the Association. The data regarding shipments contained in this report will be consolidated with similar data for the same month from other reporting companies. Only the totals for each category will be reported by the Association. No totals will be reported by the Association for any category until such time as at least three companies have reported shipments in such category for a period of three consecutive months.

   Do not include in your report shipments by your company to other AACPP members. Products shipped by your company to another AACPP member will be reported by that member upon shipment by it.

   For purposes of this report PRESSURE pipe is defined as ASBESTOS-CEMENT pipe which is in conformance with CLASS 100, 150, and 200 specifications and which is shipped to a final destination within the continental U.S., including Alaska and Hawaii.

   HIPMENTS for purposes of this report mean FOOTAGE shipped in thousands of feet.

   or purposes of this report: (a) Monthly EQUIVALENT TONNAGE means tons equivalent to otal footage of 4-inch thru 16-inch pressure pipe shipped to all regions regardless Class and/or diameter. (b) GROSS AGGREGATE TONNAGE means total monthly tonnage of l domestic A/C pipe shipments.

   GIONS for purposes of this report correspond to standard Department of Commerce orting areas as geographically depicted in FIGURE I.

   person at the reporting company to whom questions concerning the report are to be ected by the Association should be designated in the space provided in the lower t-hand corner of the report.

CAPCO JEN 0024292

MR. P. C. CALMA

A/C PIPE PRODUCERS ASSOCIATION
SUITE 1113, 1875 CONNECTICUT AVENUE, N.W.
WASHINGTON, D.C. 20009

Feb 1975

-CONFIDENTIAL-

DOMESTIC A/C PIPE SHIPMENTS TONNAGE

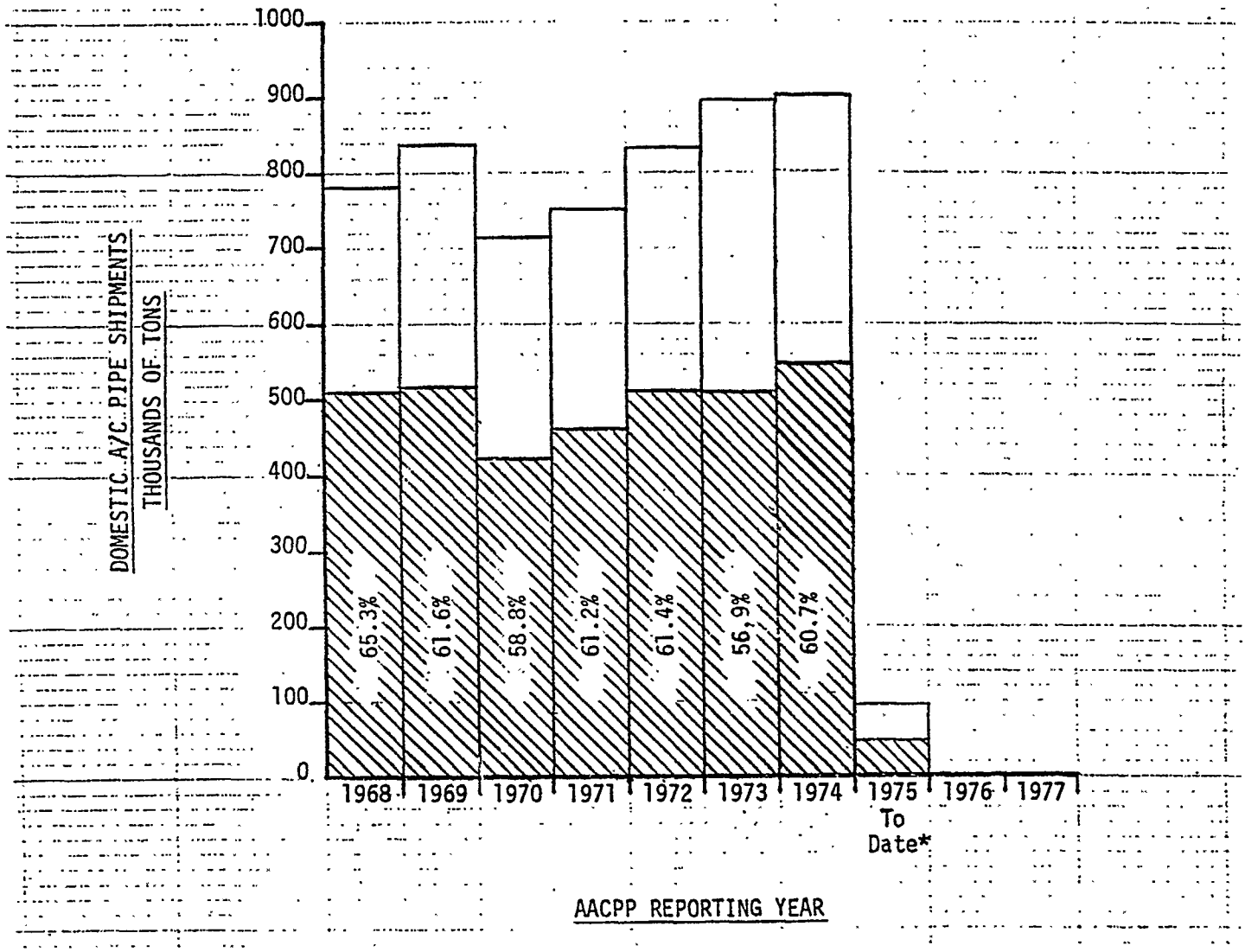

Note: Percentage figures shown represent percent of total A/C pipe shipments which are 4" thru 16" diameter pressure pipe shipments.

A/C PIPE PRODUCERS ASSOCIATION
SUITE 1113, 1875 CONNECTICUT AVENUE, N.W.
WASHINGTON, D.C. 20009

-CONFIDENTIAL-

DOMESTIC A/C PRESSURE PIPE SHIPMENTS* FOOTAGE

* 4" Thru 16" Diameter Pressure Pipe

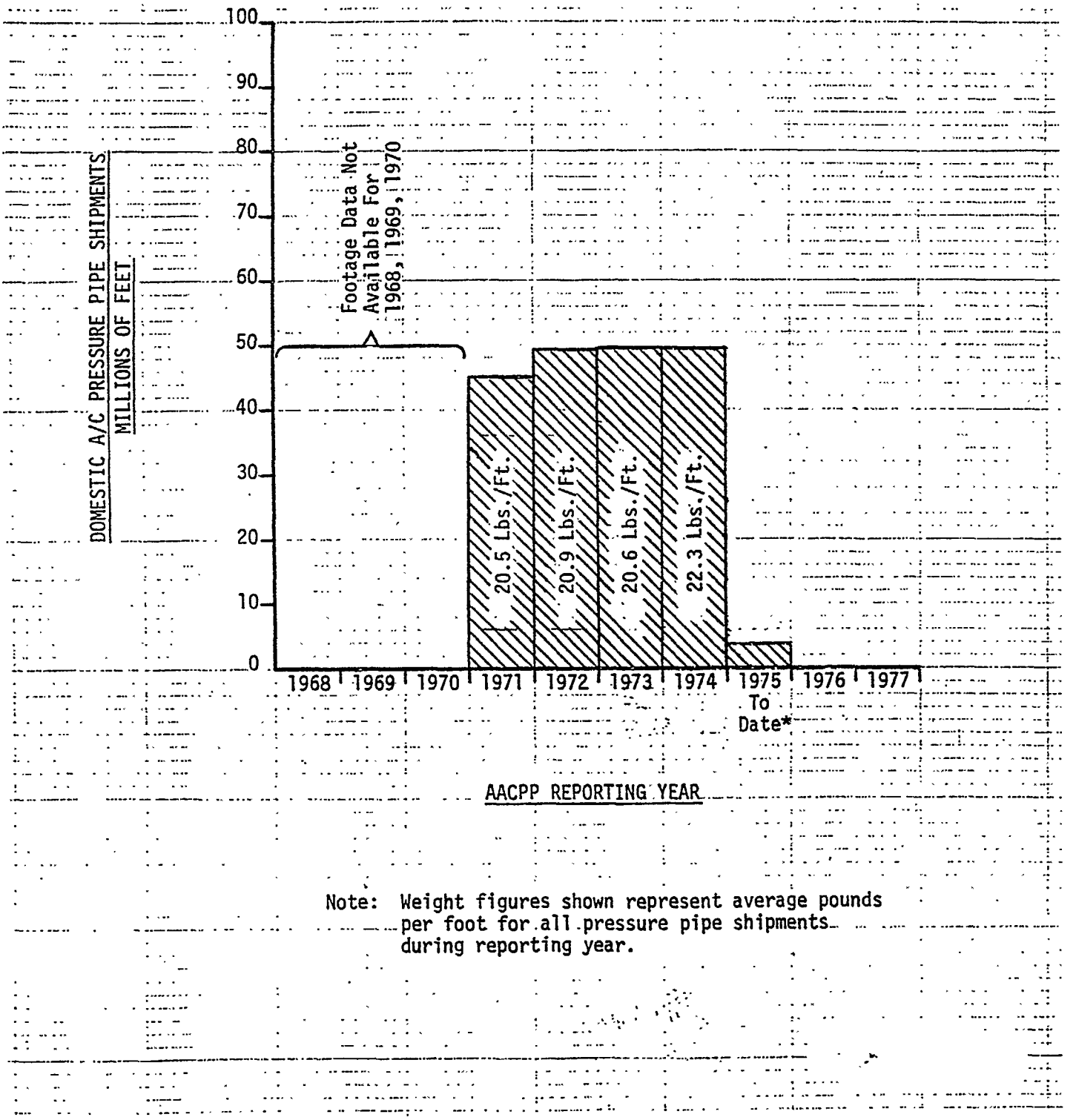

Note: Weight figures shown represent average pounds per foot for all pressure pipe shipments during reporting year.

A/C PIPE PRODUCERS ASSOCIATION
SUITE 1113, 1875 CONNECTICUT AVENUE, N.W.
WASHINGTON, D.C. 20009

-CONFIDENTIAL-

SUMMARY SHEET
DOMESTIC A/C PRESSURE PIPE SHIPMENTS

AACPP REPORTING YEAR

	1968	1969	1970	1971	1972	1973	1974	1975 (To Date)*	1976	1977
1. Footage - Ft. x 10^3	-	-	-	45,006	49,106	49,577	49,035	3,818		
2. Percent By Class										
Class 100	-	-	-	2.58	1.96	1.80	1.95	0.68		
Class 150	-	-	-	86.94	86.27	84.50	84.77	85.83		
Class 200	-	-	-	10.48	11.77	13.69	13.29	13.49		
3. Percent By Size										
4 Inch	-	-	-	7.47	6.38	5.76	5.22	7.78		
6 Inch	-	-	-	41.82	41.39	39.68	36.85	30.09		
8 Inch	-	-	-	29.33	30.21	29.87	29.87	30.44		
10 Inch	-	-	-	6.45	6.82	7.61	8.83	6.39		
12 Inch	-	-	-	11.86	12.12	13.62	14.78	19.72		
14 Inch	-	-	-	1.02	1.15	1.28	1.57	3.35		
16 Inch	-	-	-	2.05	1.94	2.18	2.88	2.23		
4. Percent By Region										
Northeast	-	-	-	2.60	2.14	1.53	1.31	0.86		
Middle Atlantic	-	-	-	6.61	5.01	4.56	4.05	5.55		
E.N. Central	-	-	-	9.64	7.64	7.81	7.13	5.84		
W.N. Central	-	-	-	2.73	2.80	2.42	3.80	2.49		
South Atlantic	-	-	-	15.68	17.65	16.59	15.05	14.72		
E.S. Central	-	-	-	2.26	2.36	2.07	3.41	2.41		
W.S. Central	-	-	-	21.37	22.12	22.35	23.57	22.08		
Mountain	-	-	-	14.96	15.82	17.48	16.54	18.91		
Pacific	-	-	-	24.15	24.46	25.19	25.14	27.14		
5. Tonnage - Tons										
Gross Aggregate	781,909	839,100	715,216	753,607	834,577	897,203	900,903	95,795		
Equivalent	510,674	516,757	420,451	461,067	512,680	510,767	547,246	48,677		
Equivalent - %	65.31	61.58	58.79	61.18	61.43	56.93	60.74	50.81		
6. Shipment Ratios										
Average Tons/Ft.	-	-	-	0.0102	0.0104	0.0103	0.0112	0.0127		
Average Lbs./Ft.	-	-	-	20.49	20.88	20.61	22.32	24.50		
Average Ft./Ton	-	-	-	97.61	95.78	97.06	89.60	78.44		

*January thru February, 1975.

CAPCO JEN 0024296

A/C PIPE PRODUCERS ASSOCIATION
SUITE 1113, 1875 CONNECTICUT AVENUE, N.W.
WASHINGTON, D.C. 20009

-CONFIDENTIAL-

1975

DOMESTIC A/C PIPE SHIPMENTS
TONNAGE



K&E 12 5705
10 X 10 TO THE INCH
KEUFFEL & ESSER CO.
MADE IN U.S.A.

A/C PIPE PRODUCERS ASSOCIATION
SUITE 1113, 1875 CONNECTICUT AVENUE, N.W.
WASHINGTON, D.C. 20009

-CONFIDENTIAL-

1975
DOMESTIC A/C PRESSURE PIPE SHIPMENTS*
TONNAGE

*4" Thru 16" Diameter Pressure Pipe



K&E 12 5705
10 X 10 TO THE INCH

KEUFFEL & ESSER CO
MADE IN U.S.A.

CAPCO JEN 0024298

A/C PIPE PRODUCERS ASSOCIATION
SUITE 1113, 1875 CONNECTICUT AVENUE, N.W.
WASHINGTON, D.C. 20009

CONFIDENTIAL

1975
DOMESTIC A/C PRESSURE PIPE SHIPMENTS*
FOOTAGE

*4" Thru 16" Diameter Pressure Pipe

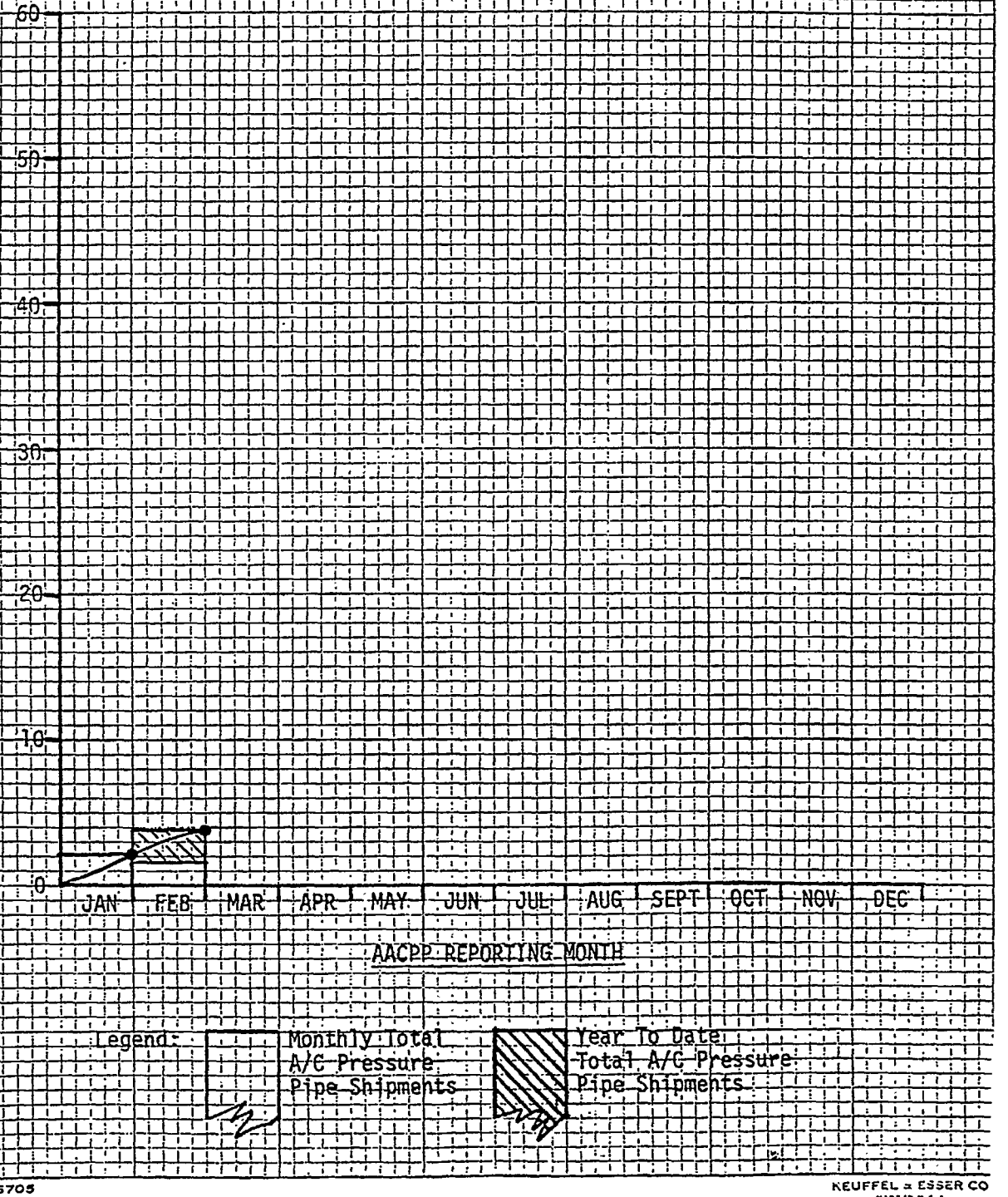

K+E 12 5705
10 X 10 TO THE INCH
KEUFFEL & ESSER CO
MADE IN U.S.A.

A/C PIPE PRODUCERS ASSOCIATION
SUITE 1113, 1875 CONNECTICUT AVENUE, N.W.
WASHINGTON, D.C. 20009

-CONFIDENTIAL-

SUMMARY SHEET
DOMESTIC A/C PRESSURE PIPE SHIPMENTS
1975

AACPP REPORTING MONTH

	Jan.	Feb.	Mar.	Apr.	May	June	July	Aug.	Sept.	Oct.	Nov.	Dec.	Year
1. Footage - Ft. x 10^3	2,140	1,678											
2. Percent By Class													
Class 100	0.65	0.72											
Class 150	85.56	86.17											
Class 200	13.79	13.11											
3. Percent By Size													
4 Inch	8.83	6.44											
6 Inch	32.29	27.29											
8 Inch	31.45	29.14											
10 Inch	5.47	7.57											
12 Inch	17.90	22.05											
14 Inch	1.92	5.19											
16 Inch	2.15	2.32											
4. Percent By Region													
Northeast	0.65	1.13											
Middle Atlantic	6.03	4.95											
E.N. Central	5.33	6.50											
W.N. Central	3.46	1.25											
South Atlantic	16.68	12.22											
E.S. Central	1.45	3.64											
W.S. Central	23.18	20.68											
Mountain	16.54	21.93											
Pacific	26.68	27.71											
5. Tonnage - Tons													
Gross Aggregate	51,442	44,373											
Equivalent	26,716	21,961											
Equivalent - %	51.93	49.49											
6. Shipment Ratios													
Average Tons/Ft.	0.0125	0.0131											
Average Lbs./Ft.	24.97	26.18											
Average Ft./Ton	80.10	76.41											

CAPCO JEN 0024300

A/C PIPE PRODUCERS ASSOCIATION
Suite 1113, 1875 Connecticut Ave., N.W., Washington, D.C. 20009

CONFIDENTIAL REPORT	
COMPANY	A/C PIPE PROD. ASSN.
MONTH OF	FEBRUARY 1975

DOMESTIC - PRESSURE PIPE SHIPMENTS - THOUSANDS OF FEET

	REGION	NOMINAL PIPE DIAMETER - INCHES 4	6	8	10	12	14	16	REGION TOTAL
CLASS 100	NORTHEAST	0	0	0	0	0	0	0	0
	MIDDLE ATLANTIC	0	0	1	0	0	0	0	1
	E.N. CENTRAL	0	0	0	0	0	1	0	1
	W.N. CENTRAL	0	0	0	0	0	0	0	0
	SOUTH ATLANTIC	0	0	0	0	0	1	0	1
	E.S. CENTRAL	0	0	0	0	0	0	0	0
	W.S. CENTRAL	0	0	1	0	0	0	3	4
	MOUNTAIN	0	0	1	0	0	2	1	4
	PACIFIC	0	0	0	0	1	0	0	1
	SIZE TOTAL	0	0	3	0	1	4	4	12
CLASS 150	NORTHEAST	3	4	9	1	1	0	0	18
	MIDDLE ATLANTIC	5	13	27	2	11	0	2	60
	E.N. CENTRAL	0	9	15	10	34	0	3	71
	W.N. CENTRAL	1	2	18	0	0	0	0	21
	SOUTH ATLANTIC	11	36	44	13	45	6	12	167
	E.S. CENTRAL	0	6	4	25	19	0	1	55
	W.S. CENTRAL	11	47	89	16	78	34	6	281
	MOUNTAIN	21	138	86	8	53	38	0	344
	PACIFIC	40	138	128	39	80	3	1	429
	SIZE TOTAL	92	393	420	114	321	81	25	1446
CLASS 200	NORTHEAST	0	0	1	0	0	0	0	1
	MIDDLE ATLANTIC	3	11	6	0	2	0	0	22
	E.N. CENTRAL	1	6	11	0	13	0	6	37
	W.N. CENTRAL	0	0	0	0	0	0	0	0
	SOUTH ATLANTIC	2	4	11	6	14	0	0	37
	E.S. CENTRAL	0	1	1	0	4	0	0	6
	W.S. CENTRAL	3	35	14	1	7	0	2	62
	MOUNTAIN	0	2	8	4	5	1	0	20
	PACIFIC	7	6	14	2	3	1	2	35
	SIZE TOTAL	16	65	66	13	48	2	10	220
COMBINED CLASSES	NORTHEAST	3	4	10	1	1	0	0	19
	MIDDLE ATLANTIC	8	24	34	2	13	0	2	83
	E.N. CENTRAL	1	15	26	10	47	1	9	109
	W.N. CENTRAL	1	2	18	0	0	0	0	21
	SOUTH ATLANTIC	13	40	55	19	59	7	12	205
	E.S. CENTRAL	0	7	5	25	23	0	1	61
	W.S. CENTRAL	14	82	104	17	85	34	11	347
	MOUNTAIN	21	140	95	12	58	41	1	368
	PACIFIC	47	144	142	41	84	4	3	465
	SIZE TOTAL	108	458	489	127	370	87	39	1678

EQUIVALENT TONNAGE	21,961
GROSS AGGREGATE TONNAGE	44,373

NAME S. D. Jackson

(5/73)

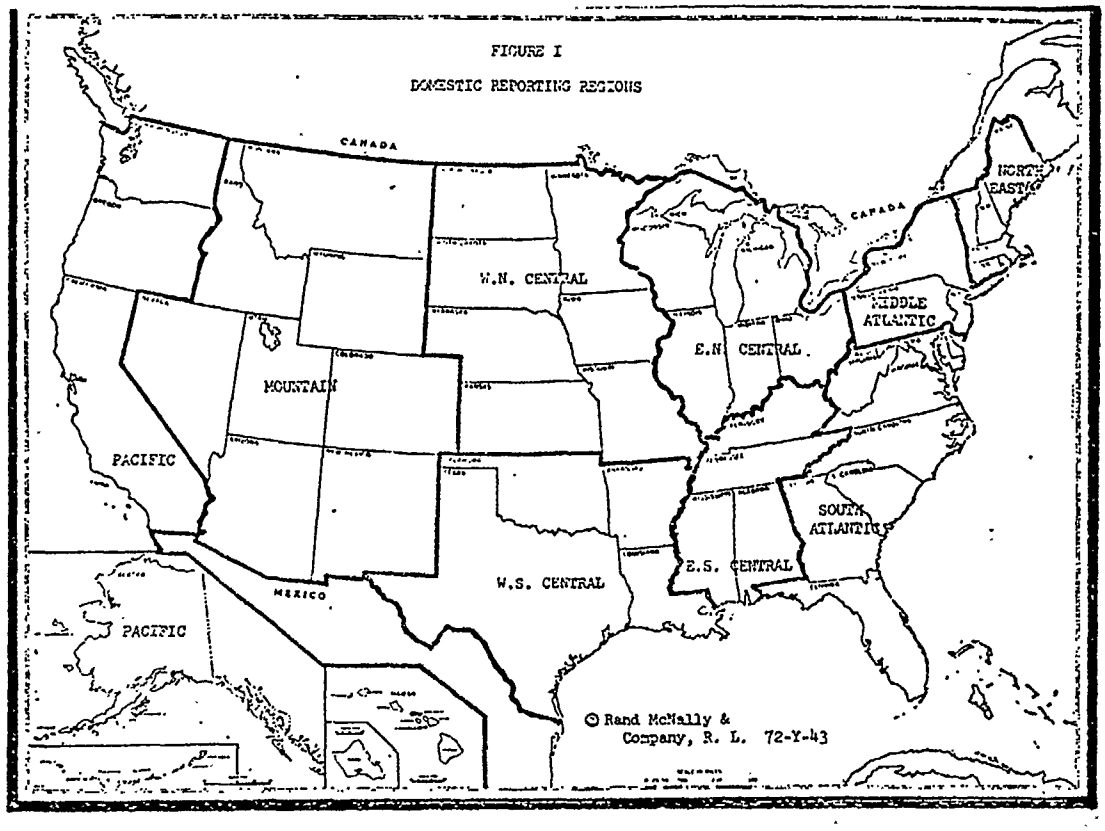

GENERAL INSTRUCTIONS

1. This report is to be forwarded to A/C PIPE PRODUCERS ASSOCIATION (hereinafter referred to as the "Association"). Attention of Executive Director, Suite 1113, Universal Building, North, 1875 Connecticut Avenue, N.W., Washington, D.C. 20009 within 45 days following the month for which the report is made.

   This report and the information contained in it will be kept confidential by the Association. The data regarding shipments contained in this report will be consolidated with similar data for the same month from other reporting companies. Only the totals for each category will be reported by the Association. No totals will be reported by the Association for any category until such time as at least three companies have reported shipments in such category for a period of three consecutive months.

2. Do not include in your report shipments by your company to other AACPP members. Products shipped by your company to another AACPP member will be reported by that member upon shipment by it.

3. For purposes of this report PRESSURE pipe is defined as ASBESTOS-CEMENT pipe which is in conformance with CLASS 100, 150, and 200 specifications and which is shipped to a final destination within the continental U.S., including Alaska and Hawaii.

4. SHIPMENTS for purposes of this report mean FOOTAGE shipped in thousands of feet.

5. For purposes of this report: (a) Monthly EQUIVALENT TONNAGE means tons equivalent to total footage of 4-inch thru 16-inch pressure pipe shipped to all regions regardless of Class and/or diameter. (b) GROSS AGGREGATE TONNAGE means total monthly tonnage of all domestic A/C pipe shipments.

6. REGIONS for purposes of this report correspond to standard Department of Commerce reporting areas as geographically depicted in FIGURE I.

7. The person at the reporting company to whom questions concerning the report are to be directed by the Association should be designated in the space provided in the lower left-hand corner of the report.

A/C PIPE PRODUCERS ASSOCIATION
Suite 1113, 1875 Connecticut Ave., N.W., Washington, D.C. 20009

CONFIDENTIAL REPORT	
COMPANY	A/C PIPE PROD. ASSN.
MONTH OF	JAN. THRU FEB. 1975

DOMESTIC - PRESSURE PIPE SHIPMENTS - THOUSANDS OF FEET

	REGION	NOMINAL PIPE DIAMETER - INCHES 4	6	8	10	12	14	16	REGION TOTAL
CLASS 100	NORTHEAST	0	0	0	0	0	0	0	0
	MIDDLE ATLANTIC	0	0	1	0	0	0	0	1
	E.N. CENTRAL	0	0	0	0	0	1	0	1
	W.N. CENTRAL	0	0	0	0	0	4	0	4
	SOUTH ATLANTIC	0	0	0	0	0	1	0	1
	E.S. CENTRAL	0	0	0	0	0	0	0	0
	W.S. CENTRAL	0	3	1	0	0	1	3	8
	MOUNTAIN	0	0	1	0	0	2	1	4
	PACIFIC	2	0	3	0	1	1	0	7
	SIZE TOTAL	2	3	6	0	1	10	4	26
CLASS 150	NORTHEAST	3	5	13	4	3	0	0	28
	MIDDLE ATLANTIC	13	37	68	6	29	0	5	158
	E.N. CENTRAL	1	29	41	13	67	1	7	159
	W.N. CENTRAL	18	12	45	9	4	3	0	91
	SOUTH ATLANTIC	15	109	143	29	147	6	29	478
	E.S. CENTRAL	0	11	10	32	27	0	2	82
	W.S. CENTRAL	101	206	176	26	127	49	8	693
	MOUNTAIN	42	253	192	16	109	39	4	655
	PACIFIC	69	305	316	81	144	13	5	933
	SIZE TOTAL	262	967	1004	216	657	111	60	3277
CLASS 200	NORTHEAST	0	1	1	1	2	0	0	5
	MIDDLE ATLANTIC	5	25	10	1	12	0	0	53
	E.N. CENTRAL	3	10	20	0	22	0	8	63
	W.N. CENTRAL	0	0	0	0	0	0	0	0
	SOUTH ATLANTIC	4	11	33	9	26	0	0	83
	E.S. CENTRAL	1	2	2	0	5	0	0	10
	W.S. CENTRAL	6	81	30	8	8	5	4	142
	MOUNTAIN	7	19	19	5	5	1	7	63
	PACIFIC	7	30	37	4	15	1	2	96
	SIZE TOTAL	33	179	152	28	95	7	21	515
COMBINED CLASSES	NORTHEAST	3	6	14	5	5	0	0	33
	MIDDLE ATLANTIC	18	62	79	7	41	0	5	212
	E.N. CENTRAL	4	39	61	13	89	2	15	223
	W.N. CENTRAL	18	12	45	9	4	7	0	95
	SOUTH ATLANTIC	19	120	176	38	173	7	29	562
	E.S. CENTRAL	1	13	12	32	32	0	2	92
	W.S. CENTRAL	107	290	207	34	135	55	15	843
	MOUNTAIN	49	272	212	21	114	42	12	722
	PACIFIC	78	335	356	85	160	15	7	1036
	SIZE TOTAL	297	1149	1162	244	753	128	85	3818

EQUIVALENT TONNAGE	48,677
GROSS AGGREGATE TONNAGE	95,795

NAME S. D. Jackson

(5/73)

CAPCO JEN 0024303

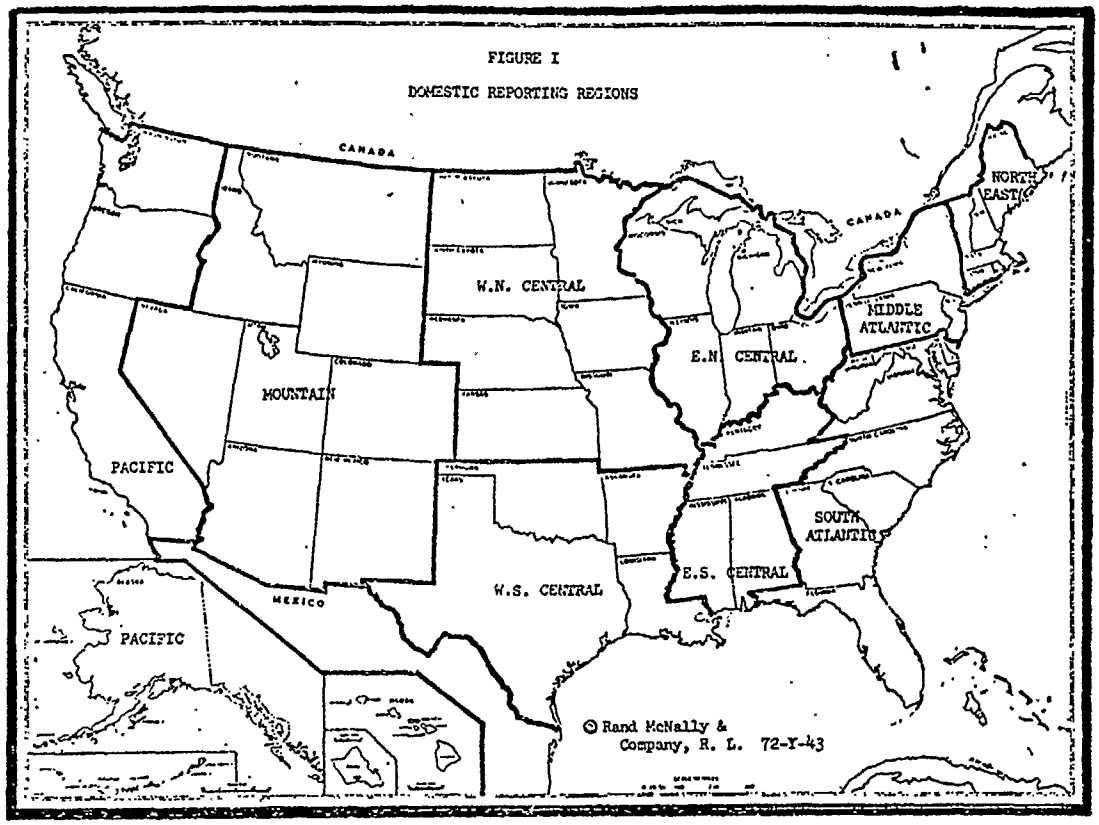

GENERAL INSTRUCTIONS

1. This report is to be forwarded to A/C PIPE PRODUCERS ASSOCIATION (hereinafter referred to as the "Association"). Attention of Executive Director, Suite 1113, Universal Building, North, 1875 Connecticut Avenue, N.W., Washington, D.C. 20009 within 45 days following the month for which the report is made.

   This report and the information contained in it will be kept confidential by the Association. The data regarding shipments contained in this report will be consolidated with similar data for the same month from other reporting companies. Only the totals for each category will be reported by the Association. No totals will be reported by the Association for any category until such time as at least three companies have reported shipments in such category for a period of three consecutive months.

2. Do not include in your report shipments by your company to other AACPP members. Products shipped by your company to another AACPP member will be reported by that member upon shipment by it.

3. For purposes of this report PRESSURE pipe is defined as ASBESTOS-CEMENT pipe which is in conformance with CLASS 100, 150, and 200 specifications and which is shipped to a final destination within the continental U.S., including Alaska and Hawaii.

4. SHIPMENTS for purposes of this report mean FOOTAGE shipped in thousands of feet.

5. For purposes of this report: (a) Monthly EQUIVALENT TONNAGE means tons equivalent to total footage of 4-inch thru 16-inch pressure pipe shipped to all regions regardless of Class and/or diameter. (b) GROSS AGGREGATE TONNAGE means total monthly tonnage of all domestic A/C pipe shipments.

   REGIONS for purposes of this report correspond to standard Department of Commerce reporting areas as geographically depicted in FIGURE I.

   e person at the reporting company to whom questions concerning the report are to be ected by the Association should be designated in the space provided in the lower -hand corner of the report.

A/C PIPE PRODUCERS ASSOCIATION
Suite 1113, 1875 Connecticut Ave., N.W., Washington, D.C. 20009

CONFIDENTIAL REPORT	
COMPANY	Cement Asbestos Products Company
MONTH OF	February 1975

DOMESTIC - NON-PRESSURE SEWER PIPE SHIPMENTS - THOUSANDS OF FEET

	REGION	NOMINAL PIPE DIAMETER - INCHES 4	5	6	8	10	12	14-36	REGION TOTAL
CLASS 1500	NORTHEAST								
	MIDDLE ATLANTIC								
	E.N. CENTRAL								
	W.N. CENTRAL								
	SOUTH ATLANTIC								
	E.S. CENTRAL								
	W.S. CENTRAL								
	MOUNTAIN								
	PACIFIC								
	SIZE TOTAL								
ASS 2400	NORTHEAST								
	MIDDLE ATLANTIC								
	E.N. CENTRAL								
	W.N. CENTRAL								
	SOUTH ATLANTIC								
	E.S. CENTRAL								
	W.S. CENTRAL								
	MOUNTAIN				1				1
	PACIFIC								
	SIZE TOTAL				1				1
CLASS 3300	NORTHEAST								
	MIDDLE ATLANTIC								
	E.N. CENTRAL								
	W.N. CENTRAL								
	SOUTH ATLANTIC								
	E.S. CENTRAL								
	W.S. CENTRAL								
	MOUNTAIN								
	PACIFIC								
	SIZE TOTAL								
CLASS 4000	NORTHEAST								
	MIDDLE ATLANTIC								
	E.N. CENTRAL								
	W.N. CENTRAL								
	SOUTH ATLANTIC								
	E.S. CENTRAL								
	W.S. CENTRAL								
	MOUNTAIN								
	PACIFIC								
	SIZE TOTAL								

CONTINUED

CAPCO JEN 0024305

DOMESTIC - NON-PRESSURE SEWER PIPE SHIPMENTS - THOUSANDS OF FEET

	REGION	NOMINAL PIPE DIAMETER - INCHES							REGION TOTAL
		4	5	6	8	10	12	14-36	
CLASS 5000 & UP	NORTHEAST								
	MIDDLE ATLANTIC								
	E.N. CENTRAL								
	W.N. CENTRAL								
	SOUTH ATLANTIC								
	E.S. CENTRAL								
	W.S. CENTRAL								
	MOUNTAIN								
	PACIFIC								
	SIZE TOTAL								
COMBINED CLASSES	NORTHEAST								
	MIDDLE ATLANTIC								
	E.N. CENTRAL								
	W.N. CENTRAL								
	SOUTH ATLANTIC								
	E.S. CENTRAL								
	W.S. CENTRAL								
	MOUNTAIN				1				1
	PACIFIC								
	SIZE TOTAL				1				1

EQUIVALENT TONNAGE	35
TOTAL TONNAGE	35

NAME Phillip J. Calma

Phillip J. Calma

GENERAL INSTRUCTIONS

1. This report is to be forwarded to A/C PIPE PRODUCERS ASSOCIATION (hereinafter referred to the "Association"). Attention of Executive Director, Suite 1113, Universal Building, North, 1875 Connecticut Avenue, N.W., Washington, D.C. 20009 within 45 days following the month for which the report is made.

   This report and the information contained in it will be kept confidential by the Association. The data regarding shipments contained in this report will be consolidated with similar data for the same month from other reporting companies. Only the totals for each category will be reported by the Association. No totals will be reported by the Association for any category until such time as at least three companies have reported shipments in such category for a period of three consecutive months.

2. Do not include in your report shipments by your company to other AACPP members. Products shipped by your company to another AACPP member will be reported by that member upon shipment by it.

3. For purposes of this report NON-PRESSURE SEWER PIPE is defined as ASBESTOS CEMENT pipe which is in conformance with CLASS 1500, 2400, 3300, 4000 and/or 5000 & UP specifications and which is shipped to a final destination within the continental U.S., including Alaska and Hawaii.

4. SHIPMENTS for purposes of this report mean FOOTAGE shipped in thousands of feet.

5. For purposes of this report monthly EQUIVALENT TONNAGE means tons equivalent to total footage of 4-inch thru 36-inch non-pressure sewer pipe shipped to all regions regardless of Class and/or diameter without allowance for fittings; TOTAL TONS includes fittings.

6. REGIONS for purposes of this report correspond to standard Department of Commerce reporting areas as geographically depicted in FIGURE I.

7. The person at the reporting company to whom questions concerning the report are to be directed by the Association should be designated in the space at the lower left-hand corner.

A/C PIPE PRODUCERS ASSOCIATION
Suite 1113, 1875 Connecticut Ave., N.W., Washington, D.C. 20009

CONFIDENTIAL REPORT	
COMPANY	Cement Asbestos Products Company
MONTH OF	January 1975

DOMESTIC - NON-PRESSURE SEWER PIPE SHIPMENTS - THOUSANDS OF FEET

	REGION	NOMINAL PIPE DIAMETER - INCHES 4	5	6	8	10	12	14-36	REGION TOTAL
CLASS 1500	NORTHEAST								
	MIDDLE ATLANTIC								
	E.N. CENTRAL								
	W.N. CENTRAL								
	SOUTH ATLANTIC								
	E.S. CENTRAL								
	W.S. CENTRAL								
	MOUNTAIN								
	PACIFIC								
	SIZE TOTAL								
SS 2400	NORTHEAST								
	MIDDLE ATLANTIC								
	E.N. CENTRAL								
	W.N. CENTRAL								
	SOUTH ATLANTIC								
	E.S. CENTRAL								
	W.S. CENTRAL								
	MOUNTAIN								
	PACIFIC								
	SIZE TOTAL								
CLASS 3300	NORTHEAST								
	MIDDLE ATLANTIC								
	E.N. CENTRAL								
	W.N. CENTRAL								
	SOUTH ATLANTIC								
	E.S. CENTRAL								
	W.S. CENTRAL								
	MOUNTAIN								
	PACIFIC								
	SIZE TOTAL								
CLASS 4000	NORTHEAST								
	MIDDLE ATLANTIC								
	E.N. CENTRAL								
	W.N. CENTRAL								
	SOUTH ATLANTIC								
	E.S. CENTRAL								
	W.S. CENTRAL								
	MOUNTAIN								
	PACIFIC								
	SIZE TOTAL								

CONTINUED

DOMESTIC - NON-PRESSURE SEWER PIPE SHIPMENTS - THOUSANDS OF FEET

	REGION	NOMINAL PIPE DIAMETER - INCHES 4	5	6	8	10	12	14-36	REGION TOTAL
CLASS 5000 & UP	NORTHEAST								
	MIDDLE ATLANTIC								
	E.N. CENTRAL								
	W.N. CENTRAL								
	SOUTH ATLANTIC								
	E.S. CENTRAL								
	W.S. CENTRAL								
	MOUNTAIN								
	PACIFIC								
	SIZE TOTAL								
COMBINED CLASSES	NORTHEAST								
	MIDDLE ATLANTIC								
	E.N. CENTRAL								
	W.N. CENTRAL								
	SOUTH ATLANTIC								
	E.S. CENTRAL								
	W.S. CENTRAL								
	MOUNTAIN								
	PACIFIC								
	SIZE TOTAL								

NAME Phillip J. Calma

EQUIVALENT TONNAGE 0

/GROSS AGGREGATE TONNAGE/ / 0 /

GENERAL INSTRUCTIONS

1. This report is to be forwarded to A/C PIPE PRODUCERS ASSOCIATION (hereinafter referred to the "Association"). Attention of Executive Director, Suite 1113, Universal Building, North, 1875 Connecticut Avenue, N.W., Washington, D.C. 20009 within 45 days following the month for which the report is made.

   This report and the information contained in it will be kept confidential by the Association. The data regarding shipments contained in this report will be consolidated with similar data for the same month from other reporting companies. Only the totals for each category will be reported by the Association. No totals will be reported by the Association for any category until such time as at least three companies have reported shipments in such category for a period of three consecutive months.

2. Do not include in your report shipments by your company to other AACPP members. Products shipped by your company to another AACPP member will be reported by that member upon shipment by it.

3. For purposes of this report NON-PRESSURE SEWER PIPE is defined as ASBESTOS CEMENT pipe which is in conformance with CLASS 1500, 2400, 3300, 4000 and/or 5000 & UP specifications and which is shipped to a final destination within the continental U.S., including Alaska and Hawaii.

4. SHIPMENTS for purposes of this report mean FOOTAGE shipped in thousands of feet.

5. For purposes of this report monthly EQUIVALENT TONNAGE means tons equivalent to total footage of 4-inch thru 36-inch non-pressure sewer pipe shipped to all regions regardless of Class and/or diameter.

6. REGIONS for purposes of this report correspond to standard Department of Commerce reporting areas as geographically depicted in FIGURE I.

7. The person at the reporting company to whom questions concerning the report are to be directed by the Association should be designated in the space at the lower left-hand corner.

A/C PIPE PRODUCERS ASSOCIATION
SUITE 1113, 1875 CONNECTICUT AVENUE, N.W.
WASHINGTON, D.C. 20009

-CONFIDENTIAL-

DOMESTIC A/C PIPE SHIPMENTS TONNAGE

FEBRUARY 1975

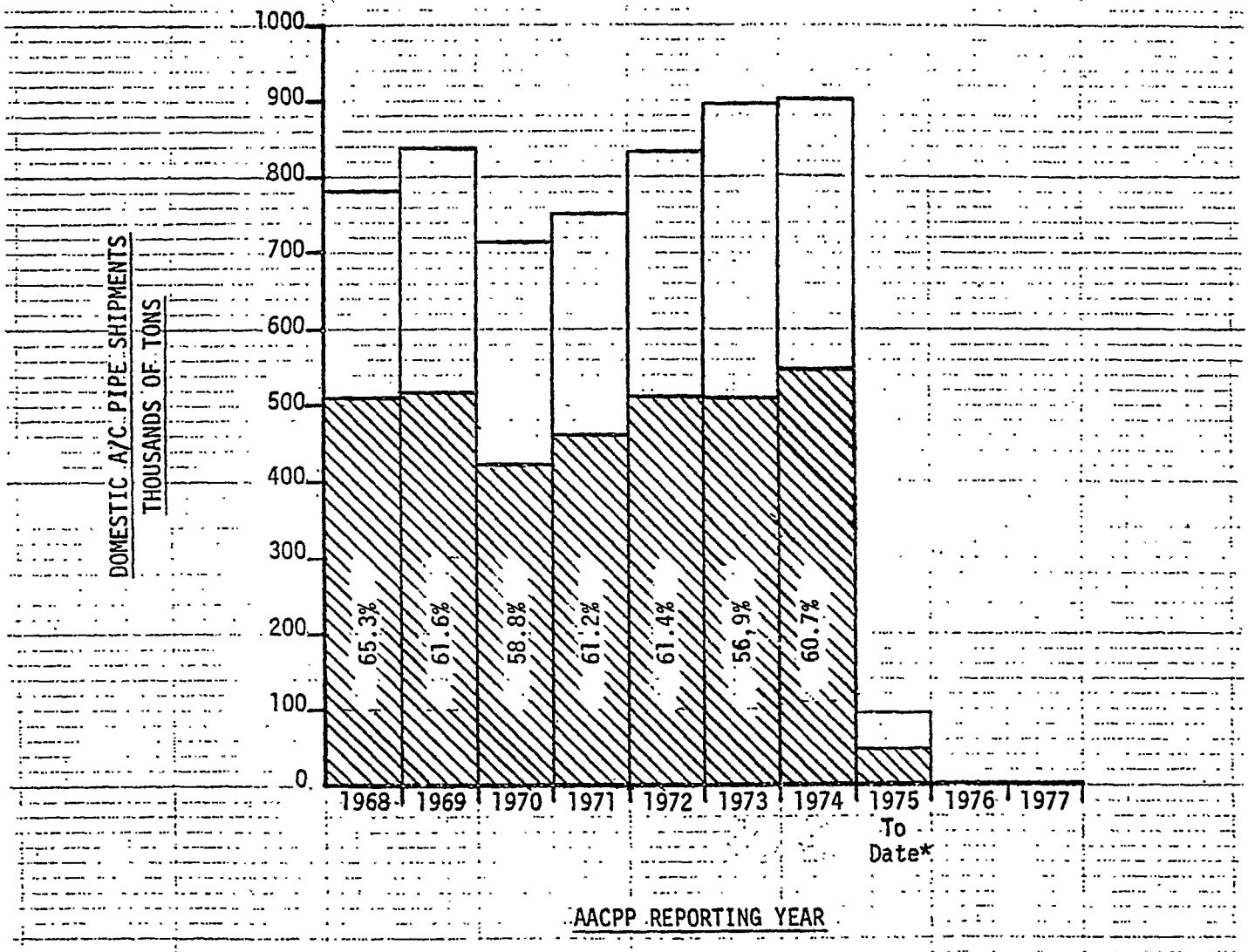

Legend: Total A/C Pipe Shipments; 4" Thru 16" Diameter Pressure Pipe Shipments

Note: Percentage figures shown represent percent of total A/C pipe shipments which are 4" thru 16" diameter pressure pipe shipments.

CAPCO JEN 0024309

A/C PIPE PRODUCERS ASSOCIATION
SUITE 1113, 1875 CONNECTICUT AVENUE, N.W.
WASHINGTON, D.C. 20009

-CONFIDENTIAL-

DOMESTIC A/C PRESSURE PIPE SHIPMENTS* FOOTAGE

* 4" Thru 16" Diameter Pressure Pipe

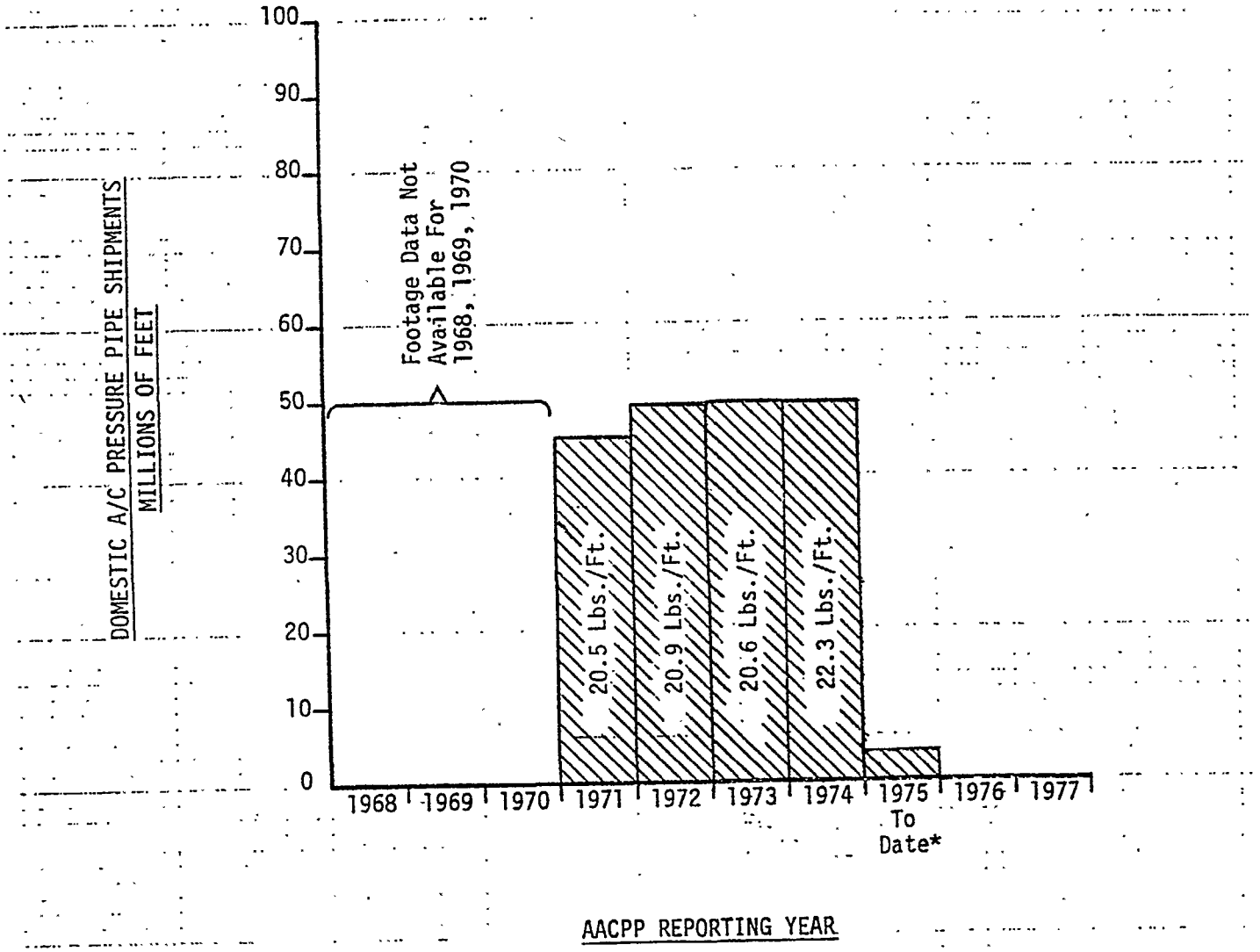

Note: Weight figures shown represent average pounds per foot for all pressure pipe shipments during reporting year.

A/C PIPE PRODUCERS ASSOCIATION
SUITE 1113, 1075 CONNECTICUT AVENUE, N.W.
WASHINGTON, D.C. 20009

-CONFIDENTIAL-

SUMMARY SHEET
DOMESTIC A/C PRESSURE PIPE SHIPMENTS

AACPP REPORTING YEAR

	1968	1969	1970	1971	1972	1973	1974	1975 (To Date)*	1976	1977
1. Footage - Ft. x 10^3	-	-	-	45,006	49,106	49,577	49,035	3,818		
2. Percent By Class										
Class 100	-	-	-	2.58	1.96	1.80	1.95	0.68		
Class 150	-	-	-	86.94	86.27	84.50	84.77	85.83		
Class 200	-	-	-	10.48	11.77	13.69	13.29	13.49		
3. Percent By Size										
4 Inch	-	-	-	7.47	6.38	5.76	5.22	7.78		
6 Inch	-	-	-	41.82	41.39	39.68	36.85	30.09		
8 Inch	-	-	-	29.33	30.21	29.87	29.87	30.44		
10 Inch	-	-	-	6.45	6.82	7.61	8.83	6.39		
12 Inch	-	-	-	11.86	12.12	13.62	14.78	19.72		
14 Inch	-	-	-	1.02	1.15	1.28	1.57	3.35		
16 Inch	-	-	-	2.05	1.94	2.18	2.88	2.23		
4. Percent By Region										
Northeast	-	-	-	2.60	2.14	1.53	1.31	0.86		
Middle Atlantic	-	-	-	6.61	5.01	4.56	4.05	5.55		
E.N. Central	-	-	-	9.64	7.64	7.81	7.13	5.84		
W.N. Central	-	-	-	2.73	2.80	2.42	3.80	2.49		
South Atlantic	-	-	-	15.68	17.65	16.59	15.05	14.72		
E.S. Central	-	-	-	2.26	2.36	2.07	3.41	2.41		
W.S. Central	-	-	-	21.37	22.12	22.35	23.57	22.08		
Mountain	-	-	-	14.96	15.82	17.48	16.54	18.91		
Pacific	-	-	-	24.15	24.46	25.19	25.14	27.14		
5. Tonnage - Tons										
Gross Aggregate	781,909	839,100	715,216	753,607	834,577	897,203	900,903	95,795		
Equivalent	510,674	516,757	420,451	461,067	512,680	510,767	547,246	48,677		
Equivalent - %	65.31	61.58	58.79	61.18	61.43	56.93	60.74	50.81		
6. Shipment Ratios										
Average Tons/Ft.	-	-	-	0.0102	0.0104	0.0103	0.0112	0.0127		
Average Lbs./Ft.	-	-	-	20.49	20.88	20.61	22.32	24.50		
Average Ft./Ton	-	-	-	97.61	95.78	97.06	89.60	78.44		

*January thru February 1975

CAPCO JEN 0024311

A/C PIPE PRODUCERS ASSOCIATION
SUITE 1113, 1875 CONNECTICUT AVENUE, N.W.
WASHINGTON, D.C. 20009

-CONFIDENTIAL-

1975

DOMESTIC A/C PIPE SHIPMENTS
TONNAGE

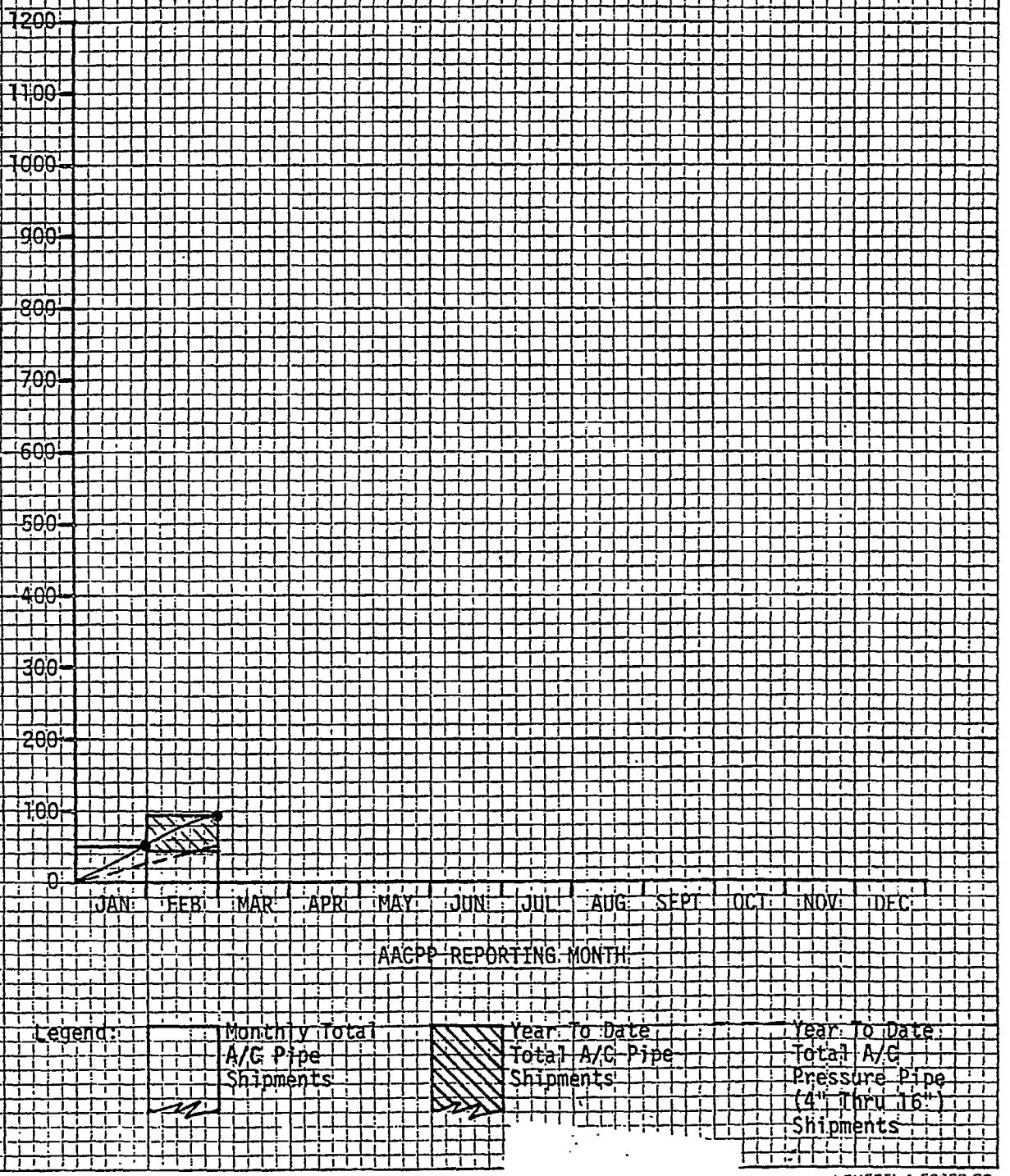

K&E 12 5705
10 X 10 TO THE INCH

KEUFFEL & ESSER CO.
MADE IN U.S.A.

CAPCO JEN 0024312

A/C PIPE PRODUCERS ASSOCIATION
SUITE 1113, 1875 CONNECTICUT AVENUE, N.W.
WASHINGTON, D.C. 20009

-CONFIDENTIAL-

1975

DOMESTIC A/C PRESSURE PIPE SHIPMENTS*

TONNAGE

*4" Thru 16" Diameter Pressure Pipe

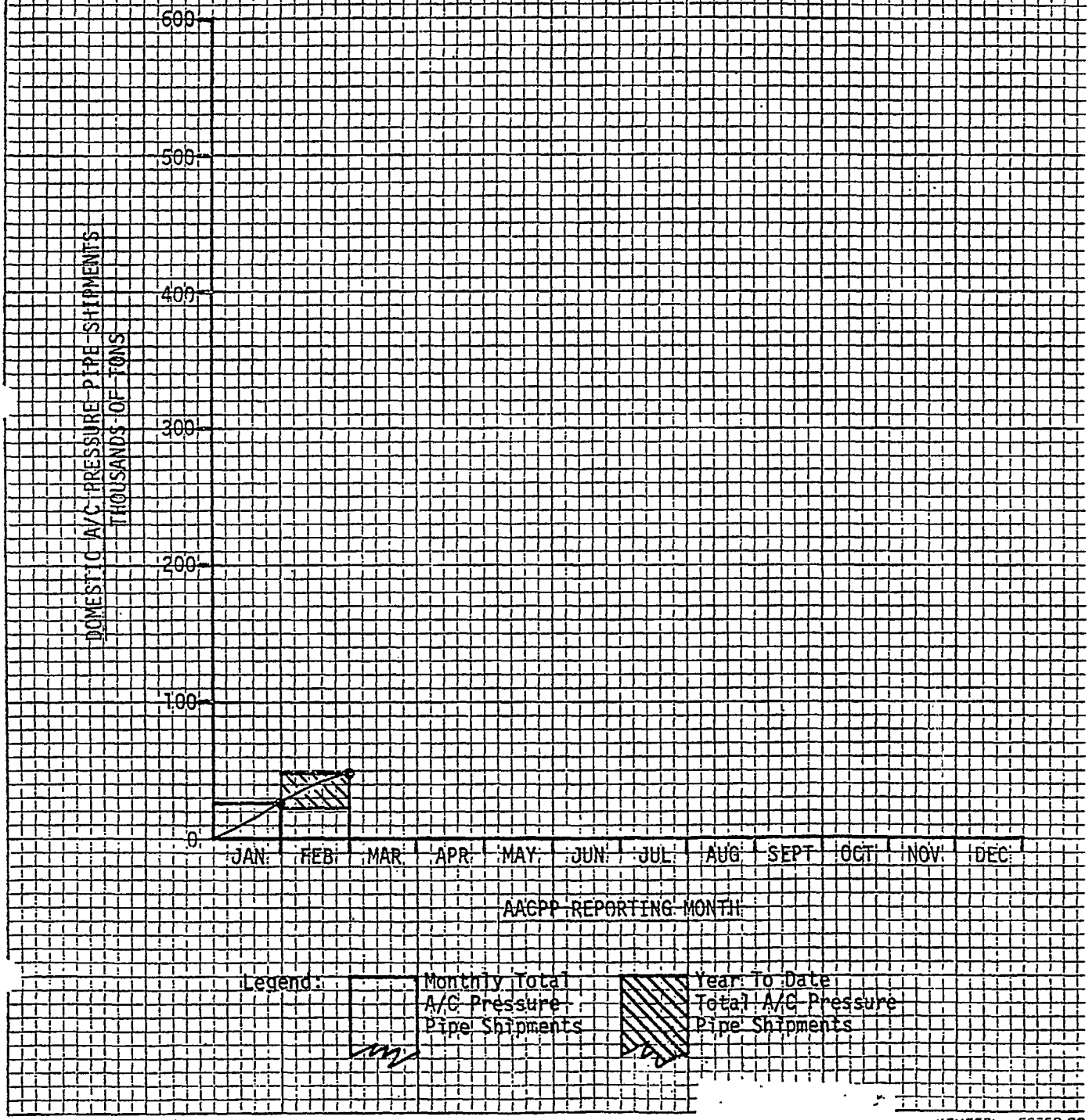

K&E 12 5705
10 X 10 TO THE INCH
KEUFFEL & ESSER CO
MADE IN U.S.A.

CAPCO JEN 0024313

A/C PIPE PRODUCERS ASSOCIATION
SUITE 1113, 1875 CONNECTICUT AVENUE, N.W.
WASHINGTON, D.C. 20009

-CONFIDENTIAL-

1975
DOMESTIC A/C PRESSURE PIPE SHIPMENTS*
FOOTAGE

*4" Thru 16" Diameter Pressure Pipe

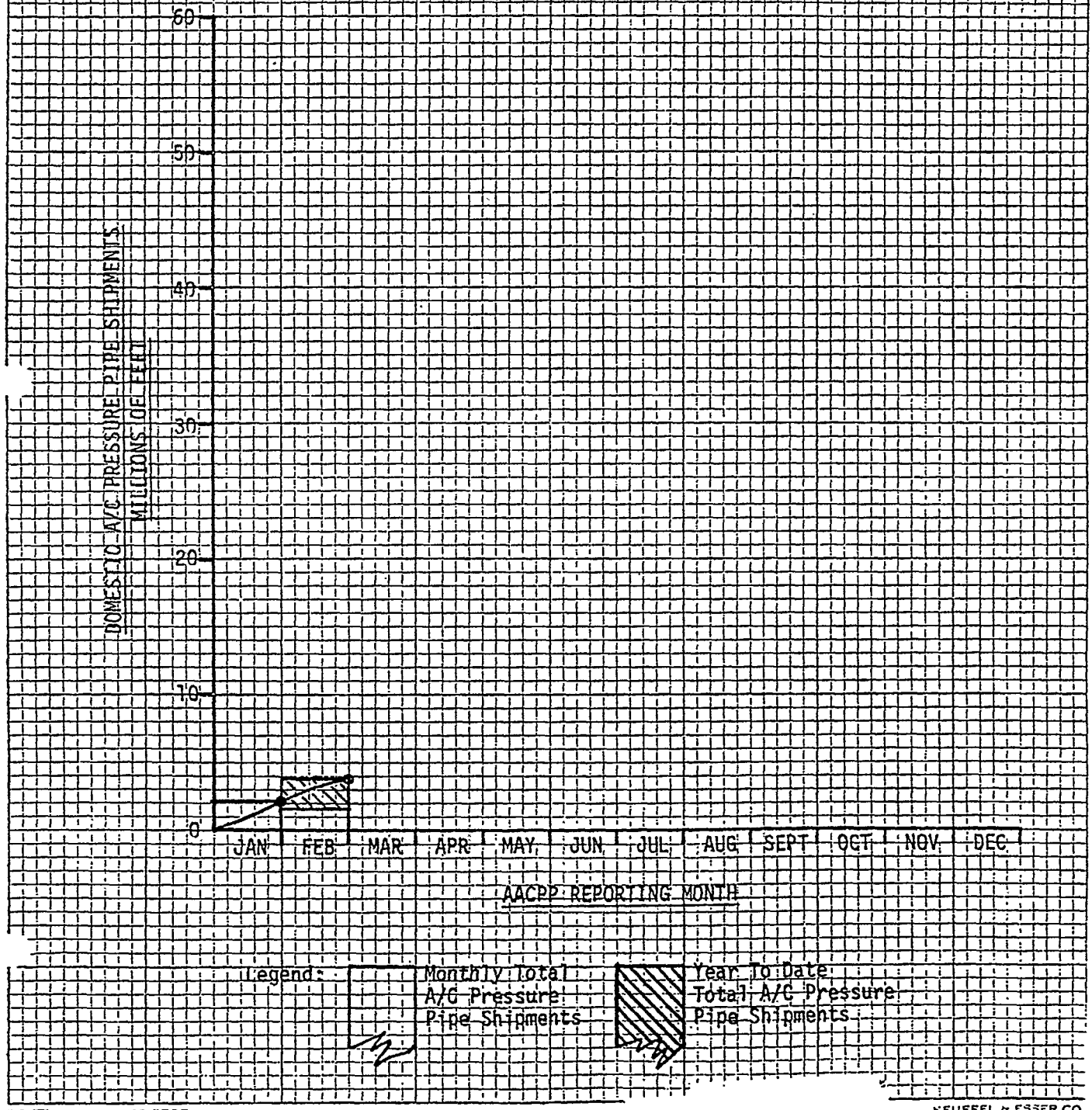

KE 12 5705 10 X 10 TO THE INCH

KEUFFEL & ESSER CO. MADE IN U.S.A.

CAPCO JEN 0024314

A/C PIPE PRODUCERS ASSOCIATION
SUITE 1113, 1875 CONNECTICUT AVENUE, N.W.
WASHINGTON, D.C. 20009

-CONFIDENTIAL-

SUMMARY SHEET
DOMESTIC A/C PRESSURE PIPE SHIPMENTS
1975

AACPP REPORTING MONTH

	Jan.	Feb.	Mar.	Apr.	May	June	July	Aug.	Sept.	Oct.	Nov.	Dec.	Year
1. Footage - Ft. x 10^3	2,140	1,678											
2. Percent By Class													
Class 100	0.65	0.72											
Class 150	85.56	86.17											
Class 200	13.79	13.11											
3. Percent By Size													
4 Inch	8.83	6.44											
6 Inch	32.29	27.29											
8 Inch	31.45	29.14											
10 Inch	5.47	7.57											
12 Inch	17.90	22.05											
14 Inch	1.92	5.19											
16 Inch	2.15	2.32											
4. Percent By Region													
Northeast	0.65	1.13											
Middle Atlantic	6.03	4.95											
E.N. Central	5.33	6.50											
W.N. Central	3.46	1.25											
South Atlantic	16.68	12.22											
E.S. Central	1.45	3.64											
W.S. Central	23.18	20.68											
Mountain	16.54	21.93											
Pacific	26.68	27.71											
5. Tonnage - Tons													
Gross Aggregate	51,442	44,373											
Equivalent	26,716	21,961											
Equivalent - %	51.93	49.49											
6. Shipment Ratios													
Average Tons/Ft.	0.0125	0.0131											
Average Lbs./Ft.	24.97	26.18											
Average Ft./Ton	80.10	76.41											

CAPCO JEN 0024315

A/C PIPE PRODUCERS ASSOCIATION
Suite 1113, 1875 Connecticut Ave., N.W., Washington, D.C. 20009

CONFIDENTIAL REPORT	
COMPANY	A/C PIPE PROD. ASSN.
MONTH OF	FEBRUARY 1975

DOMESTIC - PRESSURE PIPE SHIPMENTS - THOUSANDS OF FEET

	REGION	NOMINAL PIPE DIAMETER - INCHES 4	6	8	10	12	14	16	REGION TOTAL
CLASS 100	NORTHEAST	0	0	0	0	0	0	0	0
	MIDDLE ATLANTIC	0	0	1	0	0	0	0	1
	E.N. CENTRAL	0	0	0	0	0	1	0	1
	W.N. CENTRAL	0	0	0	0	0	0	0	0
	SOUTH ATLANTIC	0	0	0	0	0	1	0	1
	E.S. CENTRAL	0	0	0	0	0	0	0	0
	W.S. CENTRAL	0	0	1	0	0	0	3	4
	MOUNTAIN	0	0	1	0	0	2	1	4
	PACIFIC	0	0	0	0	1	0	0	1
	SIZE TOTAL	0	0	3	0	1	4	4	12
CLASS 150	NORTHEAST	3	4	9	1	1	0	0	18
	MIDDLE ATLANTIC	5	13	27	2	11	0	2	60
	E.N. CENTRAL	0	9	15	10	34	0	3	71
	W.N. CENTRAL	1	2	18	0	0	0	0	21
	SOUTH ATLANTIC	11	36	44	13	45	6	12	167
	E.S. CENTRAL	0	6	4	25	19	0	1	55
	W.S. CENTRAL	11	47	89	16	78	34	6	281
	MOUNTAIN	21	138	86	8	53	38	0	344
	PACIFIC	40	138	128	39	80	3	1	429
	SIZE TOTAL	92	393	420	114	321	81	25	1446
CLASS 200	NORTHEAST	0	0	1	0	0	0	0	1
	MIDDLE ATLANTIC	3	11	6	0	2	0	0	22
	E.N. CENTRAL	1	6	11	0	13	0	6	37
	W.N. CENTRAL	0	0	0	0	0	0	0	0
	SOUTH ATLANTIC	2	4	11	6	14	0	0	37
	E.S. CENTRAL	0	1	1	0	4	0	0	6
	W.S. CENTRAL	3	35	14	1	7	0	2	62
	MOUNTAIN	0	2	8	4	5	1	0	20
	PACIFIC	7	6	14	2	3	1	2	35
	SIZE TOTAL	16	65	66	13	48	2	10	220
COMBINED CLASSES	NORTHEAST	3	4	10	1	1	0	0	19
	MIDDLE ATLANTIC	8	24	34	2	13	0	2	83
	E.N. CENTRAL	1	15	26	10	47	1	9	109
	W.N. CENTRAL	1	2	18	0	0	0	0	21
	SOUTH ATLANTIC	13	40	55	19	59	7	12	205
	E.S. CENTRAL	0	7	5	25	23	0	1	61
	W.S. CENTRAL	14	82	104	17	85	34	11	347
	MOUNTAIN	21	140	95	12	58	41	1	368
	PACIFIC	47	144	142	41	84	4	3	465
	SIZE TOTAL	108	458	489	127	370	87	39	1678

EQUIVALENT TONNAGE	21,961
GROSS AGGREGATE TONNAGE	44,373

NAME S. D. Jackson

(5/72)

CAPCO JEN 0024316

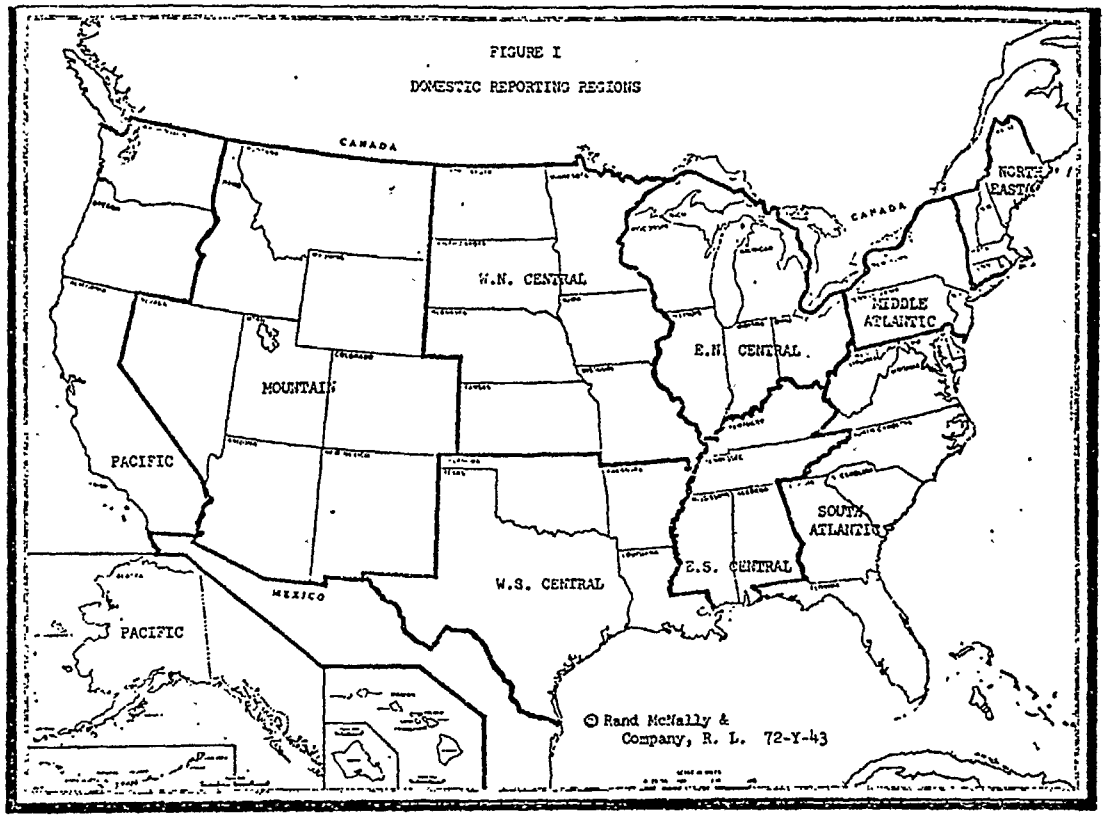

GENERAL INSTRUCTIONS

1. This report is to be forwarded to A/C PIPE PRODUCERS ASSOCIATION (hereinafter referred to as the "Association"). Attention of Executive Director, Suite 1113, Universal Building, North, 1875 Connecticut Avenue, N.W., Washington, D.C. 20009 within 45 days following the month for which the report is made.

   This report and the information contained in it will be kept confidential by the Association. The data regarding shipments contained in this report will be consolidated with similar data for the same month from other reporting companies. Only the totals for each category will be reported by the Association. No totals will be reported by the Association for any category until such time as at least three companies have reported shipments in such category for a period of three consecutive months.

2. Do not include in your report shipments by your company to other AACPP members. Products shipped by your company to another AACPP member will be reported by that member upon shipment by it.

3. For purposes of this report PRESSURE pipe is defined as ASBESTOS-CEMENT pipe which is in conformance with CLASS 100, 150, and 200 specifications and which is shipped to a final destination within the continental U.S., including Alaska and Hawaii.

4. SHIPMENTS for purposes of this report mean FOOTAGE shipped in thousands of feet.

5. For purposes of this report: (a) Monthly EQUIVALENT TONNAGE means tons equivalent to total footage of 4-inch thru 16-inch pressure pipe shipped to all regions regardless of Class and/or diameter. (b) GROSS AGGREGATE TONNAGE means total monthly tonnage of all domestic A/C pipe shipments.

6. REGIONS for purposes of this report correspond to standard Department of Commerce reporting areas as geographically depicted in FIGURE I.

7. The person at the reporting company to whom questions concerning the report are to be directed by the Association should be designated in the space provided in the lower left-hand corner of the report.

A/C PIPE PRODUCERS ASSOCIATION
Suite 1113, 1875 Connecticut Ave., N.W., Washington, D.C. 20009

CONFIDENTIAL REPORT	
COMPANY	A/C PIPE PROD. ASSN.
MONTH OF	JAN. THRU FEB. 1975

DOMESTIC - PRESSURE PIPE SHIPMENTS - THOUSANDS OF FEET

	REGION	NOMINAL PIPE DIAMETER - INCHES 4	6	8	10	12	14	16	REGION TOTAL
CLASS 100	NORTHEAST	0	0	0	0	0	0	0	0
	MIDDLE ATLANTIC	0	0	1	0	0	0	0	1
	E.N. CENTRAL	0	0	0	0	0	1	0	1
	W.N. CENTRAL	0	0	0	0	0	4	0	4
	SOUTH ATLANTIC	0	0	0	0	0	1	0	1
	E.S. CENTRAL	0	0	0	0	0	0	0	0
	W.S. CENTRAL	0	3	1	0	0	1	3	8
	MOUNTAIN	0	0	1	0	0	2	1	4
	PACIFIC	2	0	3	0	1	1	0	7
	SIZE TOTAL	2	3	6	0	1	10	4	26
CLASS 150	NORTHEAST	3	5	13	4	3	0	0	28
	MIDDLE ATLANTIC	13	37	68	6	29	0	5	158
	E.N. CENTRAL	1	29	41	13	67	1	7	159
	W.N. CENTRAL	18	12	45	9	4	3	0	91
	SOUTH ATLANTIC	15	109	143	29	147	6	29	478
	E.S. CENTRAL	0	11	10	32	27	0	2	82
	W.S. CENTRAL	101	206	176	26	127	49	8	693
	MOUNTAIN	42	253	192	16	109	39	4	655
	PACIFIC	69	305	316	81	144	13	5	933
	SIZE TOTAL	262	967	1004	216	657	111	60	3277
CLASS 200	NORTHEAST	0	1	1	1	2	0	0	5
	MIDDLE ATLANTIC	5	25	10	1	12	0	0	53
	E.N. CENTRAL	3	10	20	0	22	0	8	63
	W.N. CENTRAL	0	0	0	0	0	0	0	0
	SOUTH ATLANTIC	4	11	33	9	26	0	0	83
	E.S. CENTRAL	1	2	2	0	5	0	0	10
	W.S. CENTRAL	6	81	30	8	8	5	4	142
	MOUNTAIN	7	19	19	5	5	1	7	63
	PACIFIC	7	30	37	4	15	1	2	96
	SIZE TOTAL	33	179	152	28	95	7	21	515
COMBINED CLASSES	NORTHEAST	3	6	14	5	5	0	0	33
	MIDDLE ATLANTIC	18	62	79	7	41	0	5	212
	E.N. CENTRAL	4	39	61	13	89	2	15	223
	W.N. CENTRAL	18	12	45	9	4	7	0	95
	SOUTH ATLANTIC	19	120	176	38	173	7	29	562
	E.S. CENTRAL	1	13	12	32	32	0	2	92
	W.S. CENTRAL	107	290	207	34	135	55	15	843
	MOUNTAIN	49	272	212	21	114	42	12	722
	PACIFIC	78	335	356	85	160	15	7	1036
	SIZE TOTAL	297	1149	1162	244	753	128	85	3818

EQUIVALENT TONNAGE	48,677
GROSS AGGREGATE TONNAGE	95,795

NAME S. D. Jackson

(5/73)

CAPCO JEN 0024318

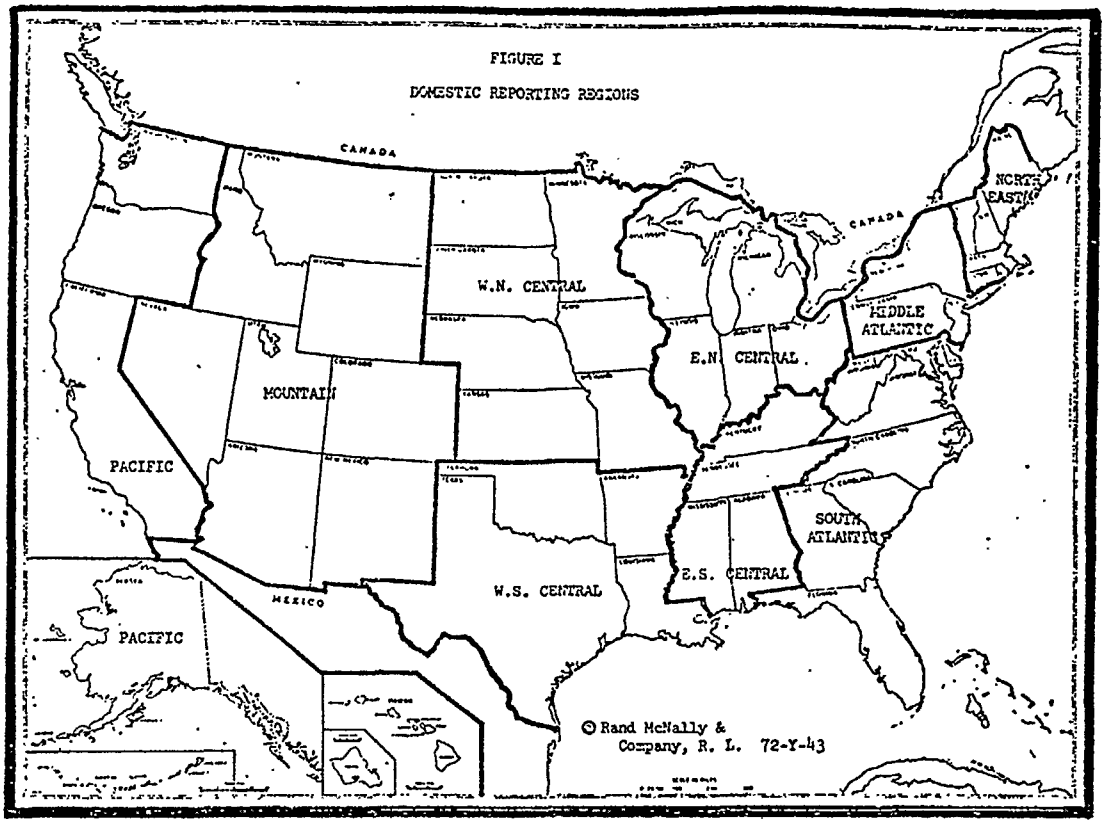

GENERAL INSTRUCTIONS

1. This report is to be forwarded to A/C PIPE PRODUCERS ASSOCIATION (hereinafter referred to as the "Association"). Attention of Executive Director, Suite 1113, Universal Building, North, 1875 Connecticut Avenue, N.W., Washington, D.C. 20009 within 45 days following the month for which the report is made.

   This report and the information contained in it will be kept confidential by the Association. The data regarding shipments contained in this report will be consolidated with similar data for the same month from other reporting companies. Only the totals for each category will be reported by the Association. No totals will be reported by the Association for any category until such time as at least three companies have reported shipments in such category for a period of three consecutive months.

2. Do not include in your report shipments by your company to other AACPP members. Products shipped by your company to another AACPP member will be reported by that member upon shipment by it.

3. For purposes of this report PRESSURE pipe is defined as ASBESTOS-CEMENT pipe which is in conformance with CLASS 100, 150, and 200 specifications and which is shipped to a final destination within the continental U.S., including Alaska and Hawaii.

4. SHIPMENTS for purposes of this report mean FOOTAGE shipped in thousands of feet.

5. For purposes of this report: (a) Monthly EQUIVALENT TONNAGE means tons equivalent to total footage of 4-inch thru 16-inch pressure pipe shipped to all regions regardless of Class and/or diameter. (b) GROSS AGGREGATE TONNAGE means total monthly tonnage of all domestic A/C pipe shipments.

6. REGIONS for purposes of this report correspond to standard Department of Commerce reporting areas as geographically depicted in FIGURE I.

7. The person at the reporting company to whom questions concerning the report are to be directed by the Association should be designated in the space provided in the lower left-hand corner of the report.

A/C PIPE PRODUCERS ASSOCIATION
SUITE 1113, 1875 CONNECTICUT AVENUE, N.W.
WASHINGTON, D.C. 20009

-CONFIDENTIAL-

DOMESTIC A/C PIPE SHIPMENTS
TONNAGE



NOTE: Percentage figures shown represent percent of total A/C pipe shipments which are 4" thru 36" diameter non-pressure sewer pipe shipments without allowance for fittings.

K&E 12 5705
10 X 10 TO THE INCH

KEUFFEL & ESSER CO.
MADE IN U.S.A.

CAPCO JEN 0024320

A/C PIPE PRODUCERS ASSOCIATION
SUITE 1113, 1875 CONNECTICUT AVENUE, N.W.
WASHINGTON, D.C. 20009

-CONFIDENTIAL-

DOMESTIC A/C NON-PRESSURE SEWER PIPE SHIPMENTS*
FOOTAGE

* 4" Thru 36" Diameter Sewer Pipe



NOTE: Weight figures shown represent average pounds per foot for all non-pressure sewer pipe shipments during reporting year.

K+E 12 5705 10 X 10 TO THE INCH
KEUFFEL & ESSER CO. MADE IN U.S.A.

A/C PIPE PRODUCERS ASSOCIATION
SUITE 1113, 1875 CONNECTICUT AVENUE, N.W.
WASHINGTON, D.C. 20009

-CONFIDENTIAL-

1975

DOMESTIC A/C PIPE SHIPMENTS
TONNAGE

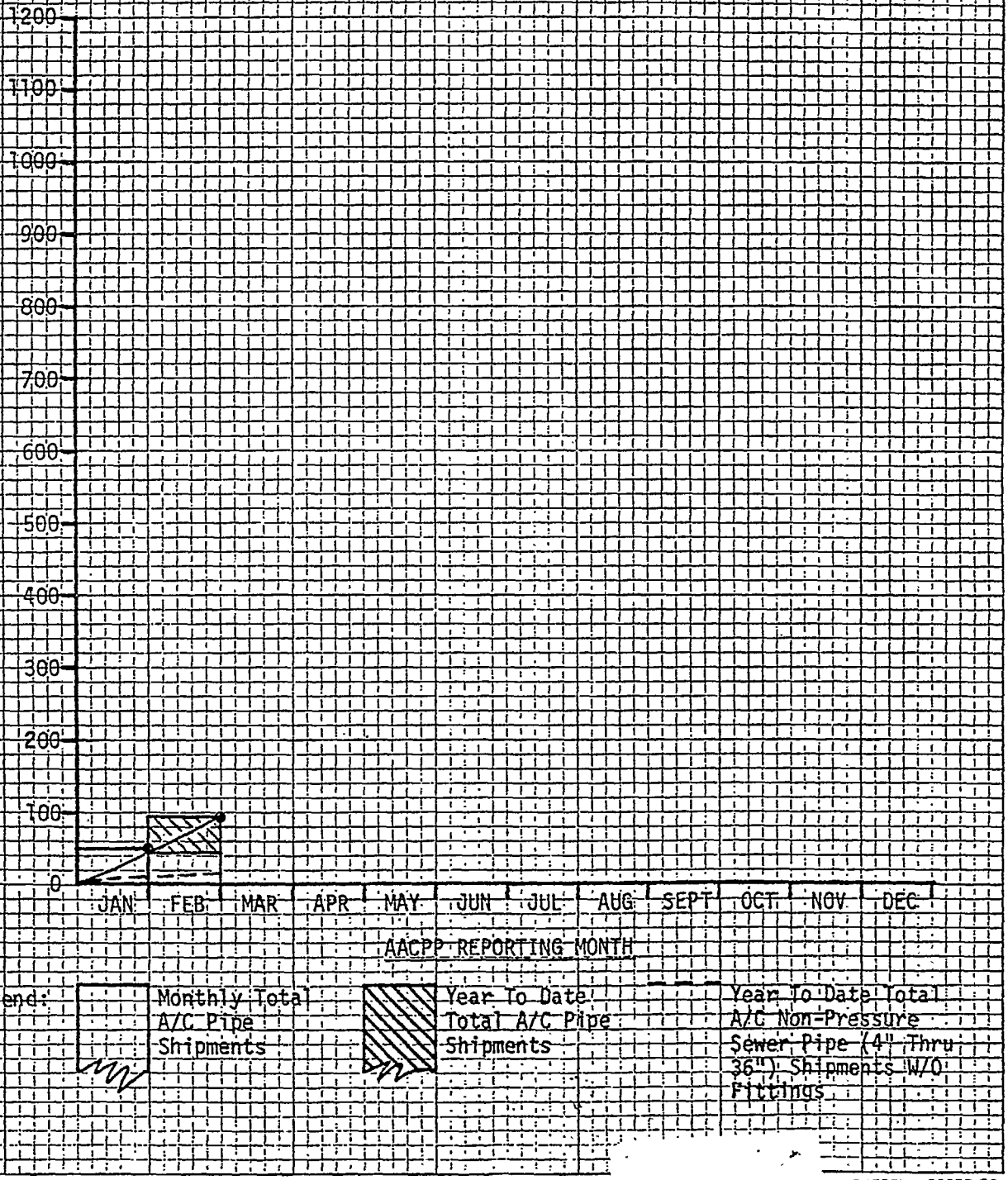

K-E 12 5705
10 X 10 TO THE INCH

KEUFFEL & ESSER CO.
MADE IN U.S.A.

CAPCO JEN 0024322

A/C PIPE PRODUCERS ASSOCIATION
SUITE 1113, 1875 CONNECTICUT AVENUE, N.W.
WASHINGTON, D.C. 20009

-CONFIDENTIAL-

1975

DOMESTIC A/C NON-PRESSURE SEWER PIPE SHIPMENTS*

TONNAGE

*4" Thru 36" Diameter Sewer Pipe

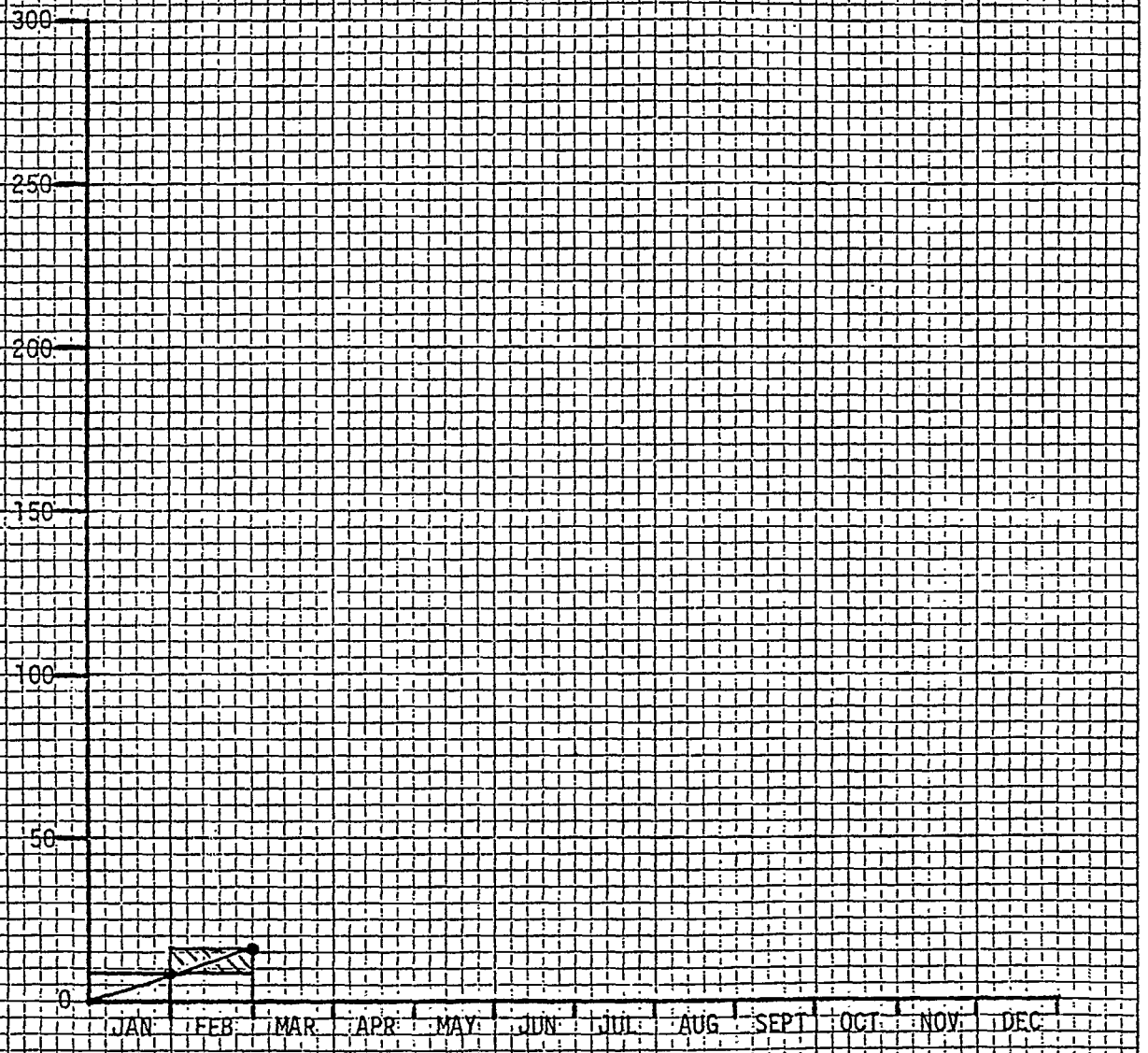

K&E 12 5705
10 X 10 TO THE INCH

KEUFFEL & ESSER CO.
MADE IN U.S.A.

CAPCO JEN 0024323

A/C PIPE PRODUCERS ASSOCIATION
SUITE 1113, 1875 CONNECTICUT AVENUE, N.W.
WASHINGTON, D.C. 20009

-CONFIDENTIAL-

1975
DOMESTIC A/C NON-PRESSURE SEWER PIPE SHIPMENTS*
FOOTAGE

*4" Thru 36" Diameter Sewer Pipe

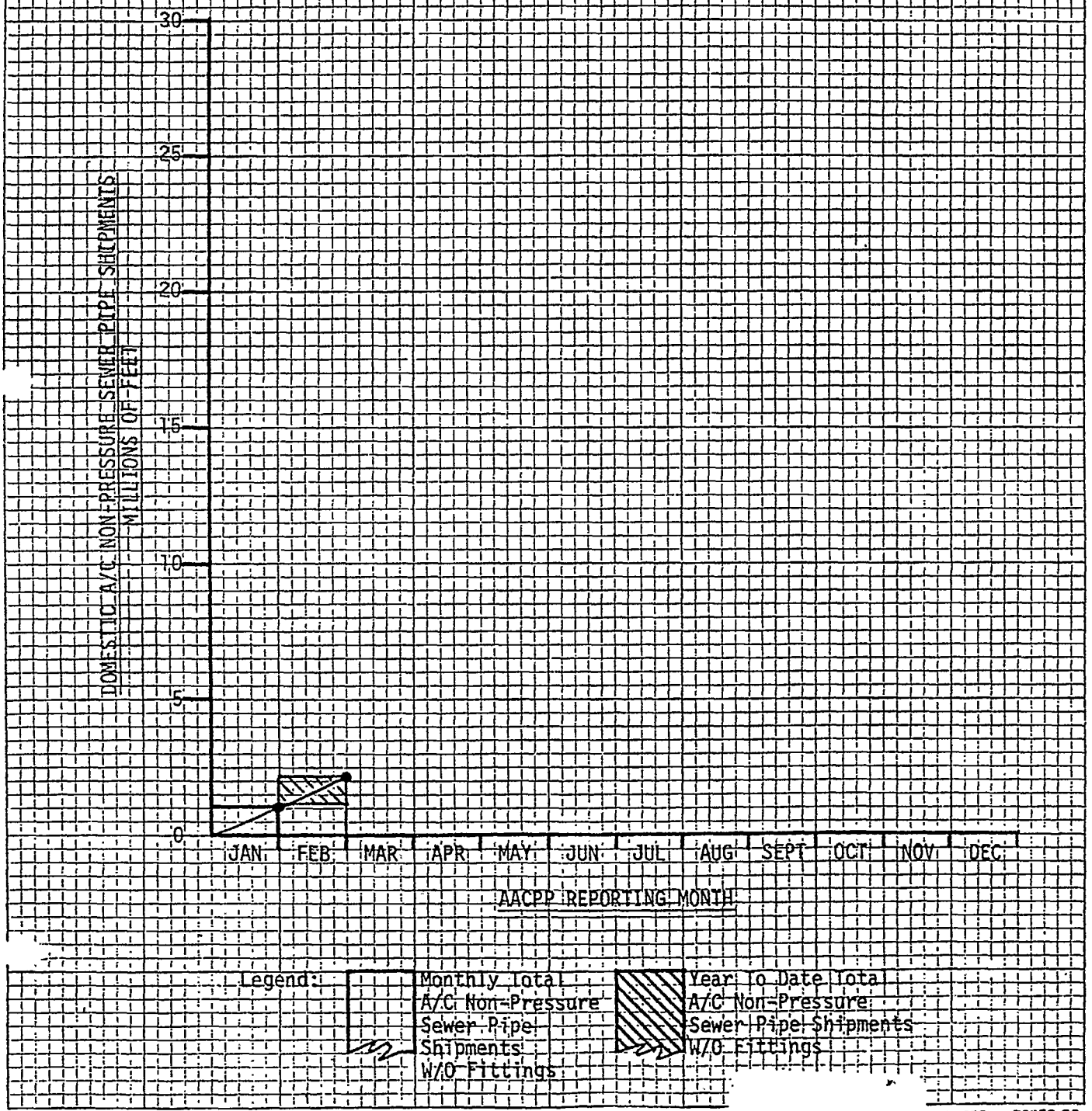

K&E 12 5705
10 X 10 TO THE INCH

KEUFFEL & ESSER CO.
MADE IN U.S.A.

CAPCO JEN 0024324

A/C PIPE PRODUCERS ASSOCIATION
SUITE 1113, 1875 CONNECTICUT AVENUE, N.W.
WASHINGTON, D.C. 20009

-CONFIDENTIAL-

SUMMARY SHEET
DOMESTIC A/C NON-PRESSURE SEWER PIPE SHIPMENTS

AACPP REPORTING YEAR

	1968	1969	1970	1971	1972	1973	1974	1975 (To Date)**	1976	1977
1. Footage - Ft. x 10^3	-	-	-	28,283	25,059	22,956	21,848	2,176		
2. Percent By Class										
Class 1500	-	-	-	*	*	*	29.53	27.07		
Class 2400	-	-	-	*	*	*	53.20	51.79		
Class 3300	-	-	-	*	*	*	15.23	18.06		
Class 4000	-	-	-	*	*	*	1.19	1.52		
Class 5000	-	-	-	*	*	*	0.85	1.56		
3. Percent By Size										
4 Inch	-	-	-	*	*	*	22.19	22.01		
5 Inch	-	-	-	*	*	*	5.42	4.37		
6 Inch	-	-	-	*	*	*	16.52	16.59		
8 Inch	-	-	-	*	*	*	38.10	37.32		
10 Inch	-	-	-	*	*	*	5.65	6.43		
12 Inch	-	-	-	*	*	*	5.05	4.59		
14-36 Inch	-	-	-	*	*	*	7.08	8.69		
4. Percent By Region										
Northeast	-	-	-	*	*	*	17.07	14.75		
Middle Atlantic	-	-	-	*	*	*	34.88	36.90		
E.N. Central	-	-	-	*	*	*	6.56	4.59		
W.N. Central	-	-	-	*	*	*	0.87	0.37		
South Atlantic	-	-	-	*	*	*	13.50	15.26		
E.S. Central	-	-	-	*	*	*	0.40	0.14		
W.S. Central	-	-	-	*	*	*	1.52	2.07		
Mountain	-	-	-	*	*	*	9.06	8.09		
Pacific	-	-	-	*	*	*	16.14	17.83		

*Percentages not shown since data was not available from all reporting companies.

(over)

CAPCO JEN 0024325

A/C PIPE PRODUCERS ASSOCIATION
SUITE 1113, 1875 CONNECTICUT AVENUE, N.W.
WASHINGTON, D.C. 20009

-CONFIDENTIAL-

SUMMARY SHEET
DOMESTIC A/C NON-PRESSURE SEWER PIPE SHIPMENTS

AACPP REPORTING YEAR

	1968	1969	1970	1971	1972	1973	1974	1975 (To Date)**	1976	1977
5. Tonnage - Tons										
Gross Aggregate[1]	781,909	839,100	715,216	753,607	834,577	897,203	900,903	95,795		
Total	112,590	154,495	163,211	201,409	211,251	207,661	187,393	19,967		
Equivalent	98,128	131,321	140,243	177,139	170,680	168,017	150,657	16,081		
Total - %[2]	14.40	18.41	22.82	26.73	25.31	23.15	20.80	20.84		
Equivalent - %[2]	12.55	15.65	19.61	23.51	20.45	18.73	16.72	16.79		
Total/Equivalent	1.15	1.18	1.16	1.14	1.24	1.24	1.24	1.24		
6. Shipment Ratios Without Fittings										
Average Tons/Ft.	-	-	-	0.0063	0.0068	0.0073	0.0069	0.0074		
Average Lbs./Ft.	-	-	-	12.53	13.62	14.64	13.79	14.78		
Average Ft./Ton	-	-	-	159.66	146.82	136.63	145.02	135.32		

NOTES: 1. GROSS AGGREGATE TONNAGE means total annual tonnage of all domestic A/C pipe shipments.

2. Percentage (%) based on GROSS AGGREGATE TONNAGE equaling 100%.

**January Thru February, 1975.

CAPCO JEN 0024326

A/C PIPE PRODUCERS ASSOCIATION
SUITE 1113, 1875 CONNECTICUT AVENUE, N.W.
WASHINGTON, D.C. 20009

-CONFIDENTIAL-

SUMMARY SHEET
DOMESTIC A/C NON-PRESSURE SEWER PIPE SHIPMENTS
1975

AACPP REPORTING MONTH

	Jan.	Feb.	Mar.	Apr.	May	June	July	Aug.	Sept.	Oct.	Nov.	Dec.	Year
1. Footage - Ft. x 10^3	1,073	1,103											
2. Percent By Class													
Class 1500	27.59	26.56											
Class 2400	49.39	54.13											
Class 3300	19.39	16.77											
Class 4000	2.14	0.91											
Class 5000	1.49	1.63											
3. Percent By Size													
4 Inch	24.14	19.95											
5 Inch	5.31	3.45											
6 Inch	13.70	19.40											
8 Inch	35.79	38.80											
10 Inch	7.92	4.99											
12 Inch	3.73	5.44											
14-36 Inch	9.41	7.98											
4. Percent By Region													
Northeast	13.05	16.41											
Middle Atlantic	40.73	33.18											
E.N. Central	4.85	4.35											
W.N. Central	0.56	0.18											
South Atlantic	13.51	16.96											
E.S. Central	0.00	0.27											
W.S. Central	1.49	2.63											
Mountain	7.74	8.43											
Pacific	18.08	17.59											

(over)

CAPCO JEN 0024327

A/C PIPE PRODUCERS ASSOCIATION
SUITE 1113, 1875 CONNECTICUT AVENUE, N.W.
WASHINGTON, D.C. 20009

-CONFIDENTIAL-

SUMMARY SHEET
DOMESTIC A/C NON-PRESSURE SEWER PIPE SHIPMENTS
1975

AACPP REPORTING MONTH

	Jan.	Feb.	Mar.	Apr.	May	June	July	Aug.	Sept.	Oct.	Nov.	Dec.	Year
5. Tonnage - Tons													
Gross Aggregate[1]	51,442	44,373											
Total	10,251	9,716											
Equivalent	7,961	8,120											
Total - %[2]	19.93	21.90											
Equivalent - %[2]	15.48	18.30											
Total/Equivalent	1.29	1.20											
6. Shipment Ratios Without Fittings													
Average Tons/Ft.	0.0074	0.0074											
Average Lbs./Ft.	14.84	14.72											
Average Ft./Ton	134.78	135.84											

NOTES: 1. GROSS AGGREGATE TONNAGE means total monthly tonnage of all domestic A/C pipe shipments.

2. Percentage (%) based on GROSS AGGREGATE TONNAGE equaling 100%.

CAPCO JEN 0024328

A / C PIPE PRODUCERS ASSO 'ATION
Suite 1113, 1875 Connecticut Ave., N.W., Washington, D.C. 20009

CONFIDENTIAL REPORT	
COMPANY	A/C PIPE PROD. ASSN.
MONTH OF	FEBRUARY 1975

DOMESTIC - NON-PRESSURE SEWER PIPE SHIPMENTS - THOUSANDS OF FEET

	REGION	NOMINAL PIPE DIAMETER - INCHES 4	5	6	8	10	12	14-36	REGION TOTAL
CLASS 1500	NORTHEAST	24	18	18	0	0	0	0	60
	MIDDLE ATLANTIC	19	14	20	2	0	0	0	55
	E.N. CENTRAL	1	0	9	0	0	0	0	10
	W.N. CENTRAL	1	0	0	1	0	0	0	2
	SOUTH ATLANTIC	0	0	0	0	0	0	0	0
	E.S. CENTRAL	0	0	0	0	0	0	0	0
	W.S. CENTRAL	13	0	4	0	0	0	0	17
	MOUNTAIN	21	0	4	20	2	0	0	47
	PACIFIC	70	0	6	19	3	2	2	102
	SIZE TOTAL	149	32	61	42	5	2	2	293
CLASS 2400	NORTHEAST	8	3	22	37	1	5	0	76
	MIDDLE ATLANTIC	24	3	62	82	9	11	10	201
	E.N. CENTRAL	0	0	8	17	1	0	2	28
	W.N. CENTRAL	0	0	0	0	0	0	0	0
	SOUTH ATLANTIC	9	0	37	84	5	8	11	154
	E.S. CENTRAL	0	0	1	1	0	0	0	2
	W.S. CENTRAL	0	0	0	0	1	4	2	7
	MOUNTAIN	8	0	6	22	2	3	0	41
	PACIFIC	18	0	10	38	6	9	7	88
	SIZE TOTAL	67	6	146	281	25	40	32	597
CLASS 3300	NORTHEAST	1	0	2	23	3	5	8	42
	MIDDLE ATLANTIC	2	0	4	66	8	8	10	98
	E.N. CENTRAL	0	0	1	2	0	2	0	5
	W.N. CENTRAL	0	0	0	0	0	0	0	0
	SOUTH ATLANTIC	0	0	0	11	13	0	6	30
	E.S. CENTRAL	0	0	0	0	0	0	1	1
	W.S. CENTRAL	0	0	0	0	1	2	0	3
	MOUNTAIN	0	0	0	1	0	0	1	2
	PACIFIC	1	0	0	2	0	0	1	4
	SIZE TOTAL	4	0	7	105	25	17	27	185
CLASS 4000	NORTHEAST					0	0	2	2
	MIDDLE ATLANTIC					0	0	3	3
	E.N. CENTRAL					0	0	2	2
	W.N. CENTRAL					0	0	0	0
	SOUTH ATLANTIC					0	0	3	3
	E.S. CENTRAL					0	0	0	0
	W.S. CENTRAL					0	0	0	0
	MOUNTAIN					0	0	0	0
	PACIFIC					0	0	0	0
	SIZE TOTAL					0	0	10	10

CONTINUED

DOMESTIC - NON-PRESSURE SEWER PIPE SHIPMENTS - THOUSANDS OF FEET

	REGION	NOMINAL PIPE DIAMETER - INCHES							REGION TOTAL
		4	5	6	8	10	12	14-36	
CLASS 5000 & UP	NORTHEAST					0	0	1	1
	MIDDLE ATLANTIC					0	1	8	
	E.N. CENTRAL					0	0	3	3
	W.N. CENTRAL					0	0	0	0
	SOUTH ATLANTIC					0	0	0	0
	E.S. CENTRAL					0	0	0	0
	W.S. CENTRAL					0	0	2	2
	MOUNTAIN					0	0	3	3
	PACIFIC					0	0	0	0
	SIZE TOTAL					0	1	17	18
COMBINED CLASSES	NORTHEAST	33	21	42	60	4	10	11	181
	MIDDLE ATLANTIC	45	17	86	150	17	20	31	366
	E.N. CENTRAL	1	0	18	19	1	2	7	48
	W.N. CENTRAL	1	0	0	1	0	0	0	2
	SOUTH ATLANTIC	9	0	37	95	18	8	20	187
	E.S. CENTRAL	0	0	1	1	0	0	1	3
	W.S. CENTRAL	13	0	4	0	2	6	4	29
	MOUNTAIN	29	0	10	43	4	3	4	93
	PACIFIC	89	0	16	59	9	11	10	194
	SIZE TOTAL	220	38	214	428	55	60	88	1103

NAME S. D. Jackson

EQUIVALENT TONNAGE	8,120
TOTAL TONNAGE	9,716

GENERAL INSTRUCTIONS

1. This report is to be forwarded to A/C PIPE PRODUCERS ASSOCIATION (hereinafter referred to as the "Association"). Attention of Executive Director, Suite 1113, Universal Building, North, 1875 Connecticut Avenue, N.W., Washington, D.C. 20009 within 45 days following the month for which the report is made.

   This report and the information contained in it will be kept confidential by the Association. The data regarding shipments contained in this report will be consolidated with similar data for the same month from other reporting companies. Only the totals for each category will be reported by the Association. No totals will be reported by the Association for any category until such time as at least three companies have reported shipments in such category for a period of three consecutive months.

2. Do not include in your report shipments by your company to other AACPP members. Products shipped by your company to another AACPP member will be reported by that member upon shipment by it.

3. For purposes of this report NON-PRESSURE SEWER PIPE is defined as ASBESTOS CEMENT pipe which is in conformance with CLASS 1500, 2400, 3300, 4000 and/or 5000 & UP specifications and which is shipped to a final destination within the continental U.S., including Alaska and Hawaii.

4. SHIPMENTS for purposes of this report mean FOOTAGE shipped in thousands of feet.

5. For purposes of this report monthly EQUIVALENT TONNAGE means tons equivalent to total footage of 4-inch thru 36-inch non-pressure sewer pipe shipped to all regions regardless of Class and/or diameter without allowance for fittings; TOTAL TONS includes fittings.

6. REGIONS for purposes of this report correspond to standard Department of Commerce reporting areas as geographically depicted in FIGURE I.

7. The person at the reporting company to whom questions concerning the report are to be directed by the Association should be designated in the space at the lower left-hand corner.

CAPCO JEN 0024330

A/C PIPE PRODUCERS ASSOCIATION
Suite 1113, 1875 Connecticut Ave., N.W., Washington, D.C. 20009

CONFIDENTIAL REPORT	
COMPANY	A/C PIPE PROD. ASSN.
MONTH OF	JAN. THRU FEB. 1975

DOMESTIC - NON-PRESSURE SEWER PIPE SHIPMENTS - THOUSANDS OF FEET

	REGION	NOMINAL PIPE DIAMETER - INCHES							REGION TOTAL
		4	5	6	8	10	12	14-36	
CLASS 1500	NORTHEAST	37	32	32	0	0	0	0	101
	MIDDLE ATLANTIC	26	49	37	2	0	0	0	114
	E.N. CENTRAL	1	0	10	1	2	0	0	14
	W.N. CENTRAL	1	0	0	2	0	0	0	3
	SOUTH ATLANTIC	1	0	0	0	0	0	0	1
	E.S. CENTRAL	0	0	0	0	0	0	0	0
	W.S. CENTRAL	19	0	10	0	0	0	0	29
	MOUNTAIN	76	0	6	27	2	0	0	111
	PACIFIC	164	0	13	27	6	4	2	216
	SIZE TOTAL	325	81	108	59	10	4	2	589
CLASS 2400	NORTHEAST	15	5	32	70	5	6	3	136
	MIDDLE ATLANTIC	63	7	116	177	19	17	14	413
	E.N. CENTRAL	2	0	13	37	4	1	7	64
	W.N. CENTRAL	1	0	0	3	0	0	1	5
	SOUTH ATLANTIC	10	0	55	160	15	16	21	277
	E.S. CENTRAL	0	0	1	1	0	0	0	2
	W.S. CENTRAL	0	0	0	0	1	4	3	8
	MOUNTAIN	11	0	8	34	2	3	0	58
	PACIFIC	30	0	10	82	15	15	12	164
	SIZE TOTAL	132	12	235	564	61	62	61	1127
CLASS 3300	NORTHEAST	1	1	6	35	7	10	13	73
	MIDDLE ATLANTIC	18	1	6	130	36	18	33	242
	E.N. CENTRAL	0	0	2	3	2	2	5	14
	W.N. CENTRAL	0	0	0	0	0	0	0	0
	SOUTH ATLANTIC	1	0	2	17	14	0	12	46
	E.S. CENTRAL	0	0	0	0	0	0	1	1
	W.S. CENTRAL	0	0	0	0	2	2	1	5
	MOUNTAIN	0	0	1	2	0	0	1	4
	PACIFIC	2	0	1	2	1	0	2	8
	SIZE TOTAL	22	2	18	189	62	32	68	393
CLASS 4000	NORTHEAST					2	1	3	6
	MIDDLE ATLANTIC					2	0	13	15
	E.N. CENTRAL					0	0	4	4
	W.N. CENTRAL					0	0	0	0
	SOUTH ATLANTIC					1	0	6	7
	E.S. CENTRAL					0	0	0	0
	W.S. CENTRAL					0	0	1	1
	MOUNTAIN					0	0	0	0
	PACIFIC					0	0	0	0
	SIZE TOTAL					5	1	27	33

CONTINUED

CAPCO JEN 0024331

DOMESTIC - NON-PRESSURE SEWER PIPE SHIPMENTS - THOUSANDS OF FEET

	REGION	NOMINAL PIPE DIAMETER - INCHES 4	5	6	8	10	12	14-36	REGION TOTAL
CLASS 5000 & UP	NORTHEAST					0	0	5	5
	MIDDLE ATLANTIC					2	1	16	1
	E.N. CENTRAL					0	0	4	4
	W.N. CENTRAL					0	0	0	0
	SOUTH ATLANTIC					0	0	1	1
	E.S. CENTRAL					0	0	0	0
	W.S. CENTRAL					0	0	2	2
	MOUNTAIN					0	0	3	3
	PACIFIC					0	0	0	0
	SIZE TOTAL					2	1	31	34
COMBINED CLASSES	NORTHEAST	53	38	70	105	14	17	24	321
	MIDDLE ATLANTIC	107	57	159	309	59	36	76	803
	E.N. CENTRAL	3	0	25	41	8	3	20	100
	W.N. CENTRAL	2	0	0	5	0	0	1	8
	SOUTH ATLANTIC	12	0	57	177	30	16	40	332
	E.S. CENTRAL	0	0	1	1	0	0	1	3
	W.S. CENTRAL	19	0	10	0	3	6	7	45
	MOUNTAIN	87	0	15	63	4	3	4	176
	PACIFIC	196	0	24	111	22	19	16	388
	SIZE TOTAL	479	95	361	812	140	100	189	2176

NAME S. D. Jackson

EQUIVALENT TONNAGE	16,081
TOTAL TONNAGE	19,96

GENERAL INSTRUCTIONS

1. This report is to be forwarded to A/C PIPE PRODUCERS ASSOCIATION (hereinafter referred to as the "Association"). Attention of Executive Director, Suite 1113, Universal Building, North, 1875 Connecticut Avenue, N.W., Washington, D.C. 20009 within 45 days following the month for which the report is made.

This report and the information contained in it will be kept confidential by the Association The data regarding shipments contained in this report will be consolidated with similar data for the same month from other reporting companies. Only the totals for each category will be reported by the Association. No totals will be reported by the Association for any category until such time as at least three companies have reported shipments in such category for a period of three consecutive months.

2. Do not include in your report shipments by your company to other AACPP members. Products shipped by your company to another AACPP member will be reported by that member upon shipment by it.

3. For purposes of this report NON-PRESSURE SEWER PIPE is defined as ASBESTOS CEMENT pipe which is in conformance with CLASS 1500, 2400, 3300, 4000 and/or 5000 & UP specifications and which is shipped to a final destination within the continental U.S., including Alaska and Hawaii.

4. SHIPMENTS for purposes of this report mean FOOTAGE shipped in thousands of feet.

5. For purposes of this report monthly EQUIVALENT TONNAGE means tons equivalent to total foo of 4-inch thru 36-inch non-pressure sewer pipe shipped to all regions regardless of Class and/or diameter without allowance for fittings; TOTAL TONS includes fittings.

6. REGIONS for purposes of this report correspond to standard Department of Commerce reporting areas as geographically depicted in FIGURE I.

7. The person at the reporting company to whom questions concerning the report are to be direct ed by the Association should be designated in the space at the lower left-hand corner.

CAPCO JEN 0024332