Monsanto

COMPANY CONFIDENTIAL

Anniston Plant

TECHNICAL SERVICES DEPARTMENT

MONTHLY REPORT

Anniston

C. K. Eastman
C. A. Rose
J. C. Landwehr
L. J. Boesch
G. W. Miller
W. B. Papageorge
W. F. Taffee
H. L. Williams

General Offices

H. C. Cardar
W. R. Robirds
D. Danna (5)
P. B. Hodges
D. B. Hosmer (2)
W. A. Kuhn
C. F. Luecke
N. L. Sample
J. E. Smith
R. J. Stratmeyer
H. S. Trail

OTHER LOCATIONS

D. W. Jackson-WGK
T. M. Patrick - So. 2nd St.
A. H. Forstan - Alvin, Texas

Summary

May, 1969

Cost Improvement Results

	Est. Act.	Target	% of Target
Month	$41,580	$51,445	80.8
YTD	$138,215	$179,490	77.0

Organic Division

The Santowax R still controls project installation completed last week in May. Test run on revised still system scheduled for 1st week in June.

Long term run to meet FDA approval for chlorinated biphenyl in Solid Aroclor 5460 started and stopped due to affect on biphenyl quality. More detailed test will be run in June.

Chlorine unloading and caustic unloading facilities were started up May 2 and May 21 respectively. The caustic unloading system had no problems while the chlorine unloading has only one problem; automatic shutoff of the empty cars. Modifications are being made to correct.

Purification started up May 2 with unit consistantly producing hydrogen at less than 10 ppm CO. HB-40 is operating at record rates using purified hydrogen.

Off-gas catch pot performing successfully after modifications, enabling recovery of water white Muriatic Acid. 70 M lb/day rates have been demonstrated with the elimination of acid sewering formerly required to purge organics.

Agricultural Division

Sulfur Recovery scope development proceeding with Process and Engineering Flow Diagrams and Equipment List in preparation.

DSW 014881

COMPANY CONFIDENTIAL INFORMATION

"This document contains confidential information which is the property of Monsanto Company. Only those portions of the document relevant to a duly authorized individual's need to know may be exerpted for him. The report must not be sent outside the Company without written approval and the recipient is accountable for its safe keeping, exerpting or otherwise disclosing of its contents and for its proper disposal"

EXHIBIT P-12 3-13-01

M 29162

HARTOLDMON0017914

ORGANIC DIVISION
1969 TSD COST IMPROVEMENT

		ANNUAL	JAN	FEB	MAR	APR	MAY	JUN	JUL	AUG	SEP	OCT	NOV	DEC
Sol.Aro. LI-Still SpG. AFE 3015	TAR					2250	2250	2250	2250	2250	2250	2250	2250	2250
	EST					-	-							
	ACT					-	-							
Sp.Solid Aro. Lower 5060	TAR	2600	2600	2600	2600	2600	2600	2600	2600	2600	-	-	-	
	EST	1500	5490	4890	2150	1670								
	ACT	1500	5490	4890	2150									
Sol.Aro.-Still Coolout temp. AFE 3015	TAR					160	170	160	170	160	170	160	170	160
	EST					-	-							
	ACT													
Sol.Aro.-Chlorter Batch End AFE 3015	TAR					390	390	390	390	390	390	390	390	390
	EST					-	-							
	ACT					-								
SW/R Composition AFE 3016	TAR						2750	2750	2750	2750	2750	2750	2750	2750
	EST						-							
	ACT													
Solid Aro. Montar 5 Flake AFE 2949	TAR						1080	1080	1080	1080	1080	1080	1080	1080
	EST						-							
	ACT													
Sol.Aro. Blend 4465	TAR	2500	2500	2500	2500	2500	2500	2500	2500	2500	2500	2500	2500	2500
	EST	1690	1920	1680	1490	710								
	ACT	1690	1920	1680	1490									
Sol.Aro.-Vertical Still Cond. AFE 2324	TAR	70	80	70	80	70								
	EST	70	90	90	90	90								
	ACT	70	90	90	90									
Sol.Aro.Cl_2 T/C Dock AFE 2342	TAR				940	940	950							
	EST				0	-	-							
	ACT				0	-	-							
Cl_2 Plt.Down No Unload CED 1831	TAR							950	940	950	940	950	940	950
	EST						900							
	ACT													
Solid Aro.-Flake & Drum CED 1430	TAR	3000	3000	5000	5000	5000	5000	5000	5000	5000	5000	5000	5000	5000
	EST	0	0	1000	2000	2000								
	ACT	0	0	1000	2000									
Liq.Aro. 48-53 M #/yr. AFE 2545	TAR	3000	3000	-	-	-	-	-	-	-	-	-	-	
	EST	0	5500	-	-	-								
	ACT	0	5500	-	-	-								
Liq.Aro.-No.2 Still Entrain Sep. AFE 3093	TAR											3000	3000	
	EST													
	ACT													
Liq.Aro.-Montar Disposal AFE 2952	TAR				1080	1080	1080	1080	1080	1080	1080	1080	1080	1080
	EST				0	0	0							
	ACT				0	0								
Warehouse CEA 1452	TAR	2000	3000	3000	3000	3000	3000	3000	3000	3000	3000	3000	3000	3000
	EST	2000	2000	2000	3000	3000								
	ACT	2000	2000	2000	3000									
Liq.Aro.New Burners #3 Still	TAR				1500	1500	1500	1500	1500	1500	1500	1500	1500	1500
	EST				0	0	1500							
	ACT				0	0								
Biphenyl Relocate No. 1 Preheat CEA 1892	TAR	500	500	500	500	500	500	500	500	500	500	500	500	500
	EST	1500	0	1560	1370	0								
	ACT	1500	0	610	1370									
HB-40 2 A/C's AFE 3102	TAR	3000	3000	3000	3000	3000	3000	3000	3000	3000	3000	3000	3000	3000
	EST	2230	2560	0	600	3000								
	ACT	3490	2420	0	600									

DSW 014883

M 29164

HARTOLDMON0017915

ORGANIC DIVISION
1969 TSD COST IMPROVEMENT

		ANNUAL	JAN	FEB	MAR	APR	MAY	JUN	JUL	AUG	SEP	OCT	NOV	DEC
BIO Improve Tower Treat. AFE 3155	TAR						450	450	450	450	450	450	450	450
	EST						0							
	ACT													
Improve Plt. Power Factor	TAR						900	900	900	900	900	900	900	900
	EST						0							
	ACT													
Central Air System	TAR										1000	1000	1000	1000
	EST													
	ACT													
Optimize Rx Time	TAR			2500	2500	2500	2500	2500	2500	2500	2500	2500	2500	2500
	EST.			0	5420	0	0							
PNP	ACT			0	5420	0								
Reduce Mole Ratio NaOH/PNCB	TAR					4000	4000	4000	4000	4000	4000	4000	4000	4000
	EST					0	0							
PNP	ACT					0								
New Wash Water Pump - PNP AFE 2998	TAR						50	50	50	50	50	50	50	50
	EST			25	50	50	50							
	ACT			25	50	50								
Automatic pH Control	TAR											500	500	500
	EST													
PNP	ACT													
HCl Filter Pump	TAR		330	330	340									
	EST		330	330	340									
	ACT		330	330	340									
New Blow Tank	TAR		200	200	200	200	200	200						
	EST		200	200	200	200	200							
HCl.	ACT		200	200	200	200								
150,000 Gal. HCl Storage Tank AFE 2468	TAR					1760	1760	1780	1760	1760	1780	1760	1760	1760
	EST					-	0							
	ACT					-	-							
Produce Staley Grade Acid AFE 3076	TAR								780	780	790	780	780	790
	EST													
	ACT													
Cl_2 Plt. Shutdown	TAR							8880	8880	8880	8880	8880	8880	8880
	EST						8880							
CFA 1831	ACT													
Hg Recover from Residue	TAR	250	250	250	250	250								
	EST	3910	0	0	0	0								
	ACT	3910	0	0	0	0								
Hg Wash Tank	TAR	250	250	250	250	250								
	EST	0	0	0	0	0								
AFE 2802	ACT	0	0	0	0	0								
Biphenyl Productivity	TAR	5600	5600	5600	5600	5600	5600	5600	5600	5600	5600	5600	5600	5600
	EST	0	9000	13,500	0	0								
	ACT	5150	10,500	13,500	0									
Total Organic By Month M $	TAR	23.3	26.3	29.3	37.5	42.3	51.1	51.6	51.6	51.6	52.7	53.5	50.2	
	EST		27.1	30.2	11.5	36.3								
	ACT	19.8	28.7	27.3	11.4									
Total Organic YTD M $	TAR	23.3	50.1	79.4	116.9	159.2	210.3	261.9	313.5	365.1	417.8	471.3	521.5	
	EST		46.9	78.3	79.6	115.9								
	ACT	19.8	43.5	63.2	79.6									

DSW 014884

M 29165

HARTOLDMON0017916

AG DIVISION
1969 TSD COST IMPROVEMENT

		ANNUAL	JAN	FEB	MAR	APR	MAY	JUN	JUL	AUG	SEP	OCT	NOV	DEC
Cooling Tower Repiping AFE 2598	TAR					420	420	410	410	420	420	410	420	420
	EST					0	0							
	ACT					0								
Opcimize N_2 & Cl_2 Levels	TAR					6600	6700	6700	6600	6700	6700			
	EST					0	0							
	ACT					0								
Increase Waste Acid Sales	TAR					400	300	300	400	300	300	400	300	300
	EST					0	0							
	ACT					0								
Chlorinator R.I.	TAR								250	250	250	250	250	250
	EST													
AFE 2244	ACT													
EVOP Condanzation Rx.	TAR		750	750	500							500	750	750
	EST		0	0	12,615									
	ACT		0	0	12,615									
Cl_2 Unloading	TAR								5000	5000	5000	2000	2000	2000
	EST													
CEA 1831	ACT													
Recycle Wash Water AFE 2960	TAR								290	290	290	290	290	290
	EST													
	ACT													
Parathion Recovery	TAR											5800	5800	5800
	EST													
AFE 2655	ACT													
Reduce Acetone Losses	TAR											4300	4300	4300
	EST													
	ACT													
Formulations	TAR					1600	1600	1600	1600	1600	1600			
	EST					3000	6600							
AFE 2897	ACT					4300								
Change Cooling H_2O Item 737 AFE 3067	TAR					125	125	125	125	125	125	125	125	125
	EST					120	180							
	ACT					120								
Well H_2O to Jets	TAR											500	500	500
	EST													
	ACT													
Ag. Division by Month	TAR		750	750	500	9145	9145	9135	14635	14635	14635	14575	14435	14435
	EST				12615	3,120	6,730							
	ACT	0	0	0	12615	4,120								
Ag. Division YTD	TAR		750	1500	2000	11145	20290	29425	44100	58785	73470	88045	102535	117015
	EST				12,615	15,735	22,315							
	ACT	0	0	0	12,615	17,035								
	TAR													
	EST													
	ACT													
Organic Div. Untargeted - HCl Catch Tank	TAR						0							
	EST						500							
	ACT													

DSW 014885

M 29166

HARTOLDMON0017917

AROCLOR E. E. Bowles, C. R. McIlwain (V. R. Haupt)

Evaluate Quaterphenyl Polyphenyl Effects on Solid Aroclor Yields	1969 Savings	$63,200	TSD Objective B - 8 (a)
	NPC	$14,000	

Still awaiting radioactive materials license before the source for the level alarm can be shipped. Operating personnel will be trained in the use of the instruments during June.

Debottleneck Solid Aroclor Chlorinator	1969 Savings TBE Plus Safety	TSD Objective B - 8 (f)

Includes installing a back pressure controller on the #9 chlorinator and a larger collection tank. AFE by 6-15. Drafting scheduled for June.

Therminol System	Potential Lost Sales	TSD Objective B - 8 (h)

Project design is complete and equipment has been selected. Have received verbal approval to purchase pump and pump is now on order. Pump delivery is scheduled for six to eight weeks. This project will be installed when the Solid Aroclor expansion is installed.

BIPHENYL-SANTOWAX W. G. Niemeyer, D. A. Self (V. R. Haupt)

Debottleneck Biphenyl Stills to 87.6 M lbs/yr.	Capacity Increase	TSD Objective B - 7 (a)

During the week of May 26, the capacity of the Santowax reboiler furnace will be increased and instrumentation required to control the Santowax still will be installed. A demonstration test run will be conducted on the biphenyl/Santowax distillation area during the first week of June.

Santowax with low biphenyl content for the Solid Aroclor	Quality	TSD Objective B - 7 (a)

Started long term test during week-end of May 16. Incomplete results were obtained.

The feed composition to the still is now about 65 - 35 (biphenyl-Santowax) compared to 80 - 20 during the initial testing in January, 1969. The June test will establish the minimum biphenyl content of Santowax C with the present feed composition.

DSW 014886

M 29167

HARTOLDMON0017918

No. 1 Furnace Upgrade	Capacity	TSD Objective
Liaison (CEA-1892)	Increase	B - 7 (c)

The plant punch list is essentially complete.

Improve Santowax R	Quality	TSD Objective
Quality with New		B - 7 (d)
Distillation Column		

Installation of instrumentation to control the Santowax distillation column was made on May 27. Calibration of instruments should be complete by May 29. A demonstration test run will be conducted on the Santowax column during the first week in June to determine its capacity and optimum operating conditions.

CHLORINE - HB-40 D. W. Dudley, J. L. Brown (A. G. McCarty)

Chlorine unloading, caustic unloading, and hydrogen purification facilities were successfully started up during May. A problem exists with automatic isolation of empty chlorine cars. System being operated manually until problem is solved.

HCl O. J. Norris, J. M Jones (A. G. McCarty)

Production of Staley Grade	New Earnings $28.8 M	TSD Objective
Acid-Project 3076	Potential Savings $71 M	B - 10 (c)

Acid Recovery up significantly (>70,000#/day) when new catch tank is in service and sewer by-pass valve is closed. Experienced problems draining collected organics from tank week-end of 5/10. Modification to steam supply on coils and discharge valve completed 5/16. Draining successfully demonstrated 5/21. Coalescer for Phase II installed along with all required piping. Vendor supplied wrong size heating strips for coalescer dome, maintenance now modifing - completion by 6/15.

Muriatic Acid Storage	Savings $21,200	TSD Job No. 497

Piping completed. Project will be complete upon installation of level indicator. Sewered approximately 140,000# this month because of full storage.

Muriatic Acid MTP

All plant groups have been contacted for contributions, rough draft will be ready for typing 6/6.

Reduce High Free Cl2
in Muriatic Acid

After extensive KTA, test was made on air sparging HCl gas to absorber. Tests over weekend of 5/24 showed no improvement. Problem has been given top priority.

HARTOLDMON0017919

PNP O. J. Morris, J. M. Jones (A. G. McCarty)

Debottleneck to	Capacity Savings	TSD Objective
1.8 M #/mo	$27,300	B - 9 (a)

Reactor process control program in effect and operating as expected. Rate remains below schedule as tests for determining cause of yield loss continue. This month acid and caustic returned to near normal while PNCB remained high. This would seem to indicate loss occuring in reactor. Production has begun to monitor air flow rate. Poor cycles on carbon towers are being investigated by P.A.C. Company.

NIRAN K. G. Hale, D. W. Dudley, T. W. Lawrence (A. G. McCarty)

Demonstrate Parathion	Savings $17,500	TSD Objective
Recovery	10-15% Reduced COD	B - 5 (a)

Drawings of test facilities were sent out for review 5/21. Project 3245 ($6350 experimental expense) was approved 5/26 to conduct tests. Project premise was published 5/27. Transmittal to maintenance is slated for 6/4.

Acetone Recovery	Savings $12,900	TSD Objective
	40-50% COD Reduction	B - 5 (i)

Background data for acetone recovery tests were gathered but test will have to be delayed until approximately 6/9 when a new nozzle for the vacuum jet can be installed. Average of acetone loss from number three condensation reactor is 5.06% or 800 pounds per batch on methyl vs. 3.2% or 500 pounds per batch on ethyl.

Recycle Wash	Savings $3,500	TSD Objective
Water		B - 5 (g)

No change in status.

Central Chlorine	Savings $21,000	TSD Objective
Unloading		B - 6 (a)

Construction underway on chlorine dock and railroad spurs. Operator training to be conducted in June with probable start-up of late June.

DSW 014888

M 29169

HARTOLDMON0017920

NITRAM (Cont'd)

Sulfur Recovery From Residue	$271,000/yr. Savings 40% Reduction in SO_2	TSD Objective B - 5 (d)

Anniston continues work on scope details, equipment selection and engineering flow sheets. Completion of package for estimating purposes is expected by 7/1/69. Quotes on Hastelloy equipment were delayed until early June.

Recent corrosion test indicate S.S. 316 is satisfactory in the wash steps under neutralized conditions. P.R.&D. is checking validity of process under changed conditions. EDC for scheduled P.R.&D. work is 6/15/69.

Submerged Pump for Refractive Index Control of Chlorination	Savings $1500 (Potential Automation)	TSD Objective B - 5 (c)

The Maintenance Engineer's visit to "Taber" was delayed until June. He will at this time discuss design changes for the Refractometer pump with Taber Engineers. Plant tests were stopped when pump seals failed after short service.

Optimize Cl_2 and N_2 Levels	Savings $40,000	TSD Objective B - 5 ( )

Test plans will be issued by 6/6. Plant tests are scheduled to begin when sand blasting is stopped and fume system is started.

Methyl-Ethyl Alcohol Cross Contamination	Savings $3200	TSD Job No. 918

Project premise prepared and circulated for approval. Design package and estimate being prepared.

Improve Chlorinator Cooling System	Savings $48,000/mon./0.5 hr Reduction in Chlorination Time	TSD Objective B - 5 (g)

Evaluation has begun on current design and operation. Alternate refrigerants are being considered.

Chlorinator Long Cycle Time	Savings $46,000/mo	TSD Job No. 927

Number 3 Chlorinator consistently exceeds chlorination time standard by approximately 2 hours/batch. Evaluation of operation has begun.

DSW 014889

M 29170

HARTOLDMON0017921

NIRAM (Cont'd)

Modify P_2S_5 Charge Valves — Safety Item — TSD Job. No. 919

P_2S_5 hold-up in charge chutes is listed as contributory to sub-major accident (#5-58) involving eye irritation from P_2S_5 dust and H_2S exposure from hydrolyzed P_2S_5 during maintenance on Thio Acid reactor. P_2S_5 charging system being evaluated for modification of charge valves.

ENGINEERING DESIGN AND SERVICES

Mechanical/Electrical/Instrument Design and Drafting — J. C. Price, J. A. Veazey, R. V. Carlisle, R. L. Brewer, J. K. Rennie, J. Childress, (W. F. Taffee)

Instrument and electrical phase of Santowax-R Still Control, (AFE 3016 - $33M) was started up successfully on 5/27/69. Final check-out and calibration targeted for completion by 6/1/69.

A hydrogen sulfide (H_2S) monitor has been placed on order (Accident investigation #5-68). Delivery is expected in 90 days. A plant test will be made to determine if the unit is suitable for use in the Niran department.

The design for the Plant Fire Alarm (AFE 2575 - $2.9M) is being revised. The new revision, a combination of Monsanto and Bell Telephone equipment, will provide a better overall system than the one originally planned. Final design transmittal should be made in June.

A safety and security review for the flasking and storage of mercury obtained from the Dismantling and Removal of Chlorine Manufacturing Facilities at Anniston (AFR 3214) was held on 5/15/69.

Revisions and dismantling in Building 28 A to provide desk space for new employees started in mid May. Delivery of partitions and shelving being expedited by Purchasing. Additional desks and chairs required have been received. Improved lighting provided for Pollution Control Engineers' area.

Projects approved during May:

Provide Fire Pump Capacity Check Equipment (AFE 3227 - $4.1M).

Review drawings were completed for the following projects:

Parathion Recovery Test (AFE 3245 - $6.3M)
Alcohol Separation (Niran) (AFE 3256 - $ to be det.)

DSW 014890

M 29171

HARTOLDMON0017922

ENGINEERING DESIGN AND SERVICES (Cont'd)

Construction drawings were completed for the following projects:

Alter Therminol System in Solid Aroclor (AFE 2949 - $12M), provide offices for new TSD Personnel (AFE 3212 - $3.6M), Liquid Aroclor still Debottlaneck (AFE 3093 - $4.5M), Bi-ϕ Cooling Tower Treatment (3155 - $3.6M0, Capacitor Relocation (AFE 3184 - $18.1M [11.1M transferred equipment]), Niran Tank Farm Area Lighting (AFE 3124 - $7M), Bi-ϕ Tank Farm Lighting (AFE 3204 - $0.7M), Upgrade Intermediate Dock at Niran (AFE 2934 - $11.3M [3 docks]).

UTILITIES ENGINEERING J. C. Price, L. O. Chambers (W. F. Taffee)

Forwarded revised project premise for use of Well Water @ Niran Jets. Estimated savings were increased from $6000 to $8000 per year. Transmitted design packages for Capacitor Relocation and Improve Biphenyl Cooling Tower Treatment projects. Relocation of the capacitors is to be completed early in June with the savings of $10,800 per year to start in July. Preliminary efficiency studies of the Biphenyl Furnace and Therminol Furnacee in Aroclor, Santowax were completed.

PLANT IMPROVEMENT G. C. Goodwin (W. F. Taffee)

AFE forwarded for approval, paving Duncan Street South (AFE 3243 $1500). Design packages forwarded for elteration to Building 28-A (AFE 3212 - $3600) and drain pad FNP Item 216 (AFE 3222 - $1500) project approved in May, HCl area drainage (AFE 3221 - $1900).

POLLUTION CONTROL E. G. Wright (W. F. Taffee)

Community and Government Relations	Governmental Relations	TSD Objective F - 2

The prepared Alabama Air Pollution law, which is backed by the Associated Industries of Alabama, is being criticized by Health Department and Conservationist sources as being an industry-oriented bill. The "Anti's" are also quoting HEW as saying that the bill would not meet their standards.

Community and Governmental Relations	Complaints	TSD Objective F - 2

Received two air pollution complaints during May. They were aggravated by the weather, i.e. no wind plus high humidity prevented the dispersion of SO_2 fumes.

DSW 014891

M 29172

HARTOLDMON0017923

PLANT LABORATORIES G. W. Miller

PROCESS RESEARCH AND DEVELOPMENT J. T. Bell

A laboratory effort of 55 mandays was expended on projects outlined in the 1969 PR&D Program including the expanded study of Sulfur Recovery. The remaining mandays were used for the Hydrogen Purification Unit start-up and on miscellaneous analytical services.

p-Nitrophenol	Reduce Cycle Times	W. H. Howard

The project involving PNP Reactor improvements is on schedule as per the revised work plan issued 5/23/69. The necessity of developing a continuous HB-40 process will postpone the rate studies as planned for the PNP reactor. A PR&D report is to be issued by 6/18/69 covering the entire PNP project started in January. A completion date of 8/1/69 was forecast in the 1969 PR&D Program.

Sulfur Recovery	Sulfur Refinement for Reuse	I. Ransaw

The study has progressed according to the original work plan and is over 80% completed. A work plan revision was published 5/28/69 with the project to be reported by 6/16/69. This investigation has been continued past the original planned completion date of 4/1/69.

Blend Scavenger Refinement (Aroclor)	Improved Aroclor Electrical Properties	J. L. Brown

A work plan was issued on 5/22/69 to cover the study for the up-grading of Aroclor-phenyl glycidyl ether blends via absorptive column treatment. Work is scheduled for completion by 7/3/69.

Parathion Isomer Reduction	Improve Yields	G. L. Arnett

Laboratory studies have been reported in the PR&D report dated 5/6/69. The issuance of a follow-up work plan will be delayed until the preparation of a sales sample of Low Color Aroclor 5460 has been completed. The study of Thio Acid Chlorinator Chlorine Distribution and Temperature Improvements is being combined with this project.

Hydrogen Purification Unit Start-up	Purified Hydrogen for HB-40	J. L. Brown

Construction and start-up was completed on the target date of 5/1/69 with excellent results. Revisions are scheduled for the week of 6/2/69 to permit the burning of purge Hydrogen in the Biphenyl Tubular Units.

DSW 014894

M 29175

HARTOLDMON0017924

COMMUNITY RELATIONS, PERSONNEL, RECRUITING, AND DEVELOPMENT

Personnel

1. J. L. Murphree joined TSD as Process Quality and Analysis Technician under W. B. Dunlap.

2. J. C. Landwehr visited the refinery at El Dorado, Arkansas on the Innovation Exchange Program May 14 and 15.

3. O. J. Norris was promoted to Production Supervisor at the Nitro Plant.

4. J. L. Brown was promoted to Research Chemist II effective 6-1-69.

5. J. W. Mattern rejoined the TSD Department on May 15 reporting to V. R. Haupt.

6. O. J. Norris and G. L. Arnett cleaned up a Parathion spill at Edinburg, Texas, week of May 5.

7. G. L. Arnett visited Dr. Scott Tuckar in St. Louis, Monday, May 12, to discuss analytical procedure for determination of Aroclor in waste water.

Development

1. Dr. J. Bruce Duncan of the New Enterprises Division presented a seminar to 25 Anniston Plant personnel covering Monsanto developed instruments for process measurement and control, May 12, 1969.

2. A. G. McCarty, S. O. Kamp, J. C. Price, G. W. Miller and W. F. Taffee attended a refresher course in Coaching and Appraisal Interviews conducted by Mr. Ed Pipkin at the Oxford Holiday Inn, May 27 and 28.

3. G. W. Miller and J. C. Landwehr attended Personnel Management course in St. Louis, May 21 and 22.

4. W. B. Dunlap, D. W. Dudley, C. R. McIlwain and T. W. Lawrence spent week of May 5 at the Holiday Inn attending the "Management Process" course taught by Connie Eastman.

Visitors

1. J. K. Smith and J. E. Springgate, Plasticizer Business Group, visited May 8 and 9.

2. R. S. Yates from CED visited to discuss the Solid Aroclor expansion, May 14 and 15.

HARTOLDMON0017925

DISTRIBUTION OF TIME BY TECHNICAL SERVICE

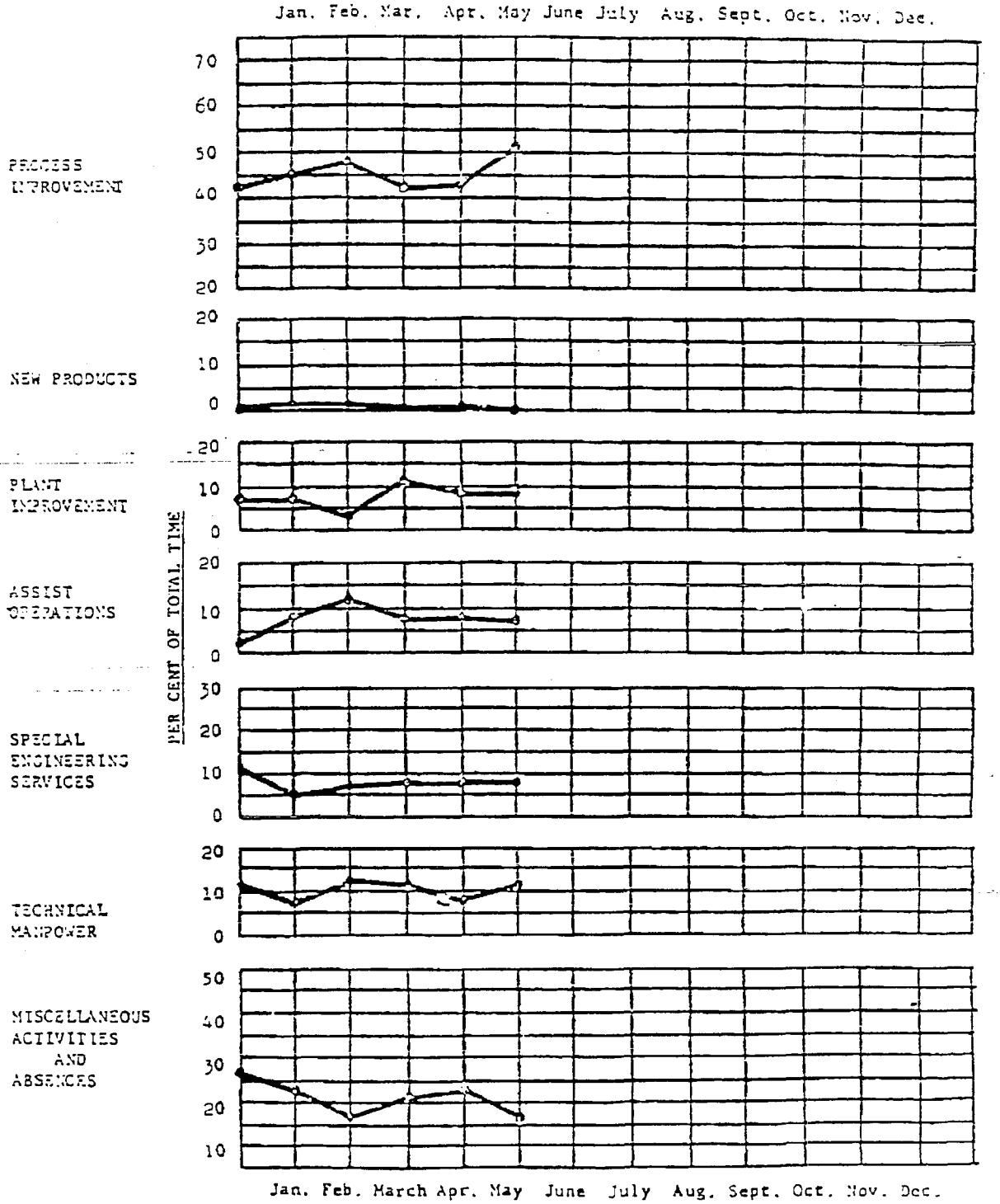

DSW 014897

M 29179

HARTOLDMON0017926

TSD PROJECT SUMMARY

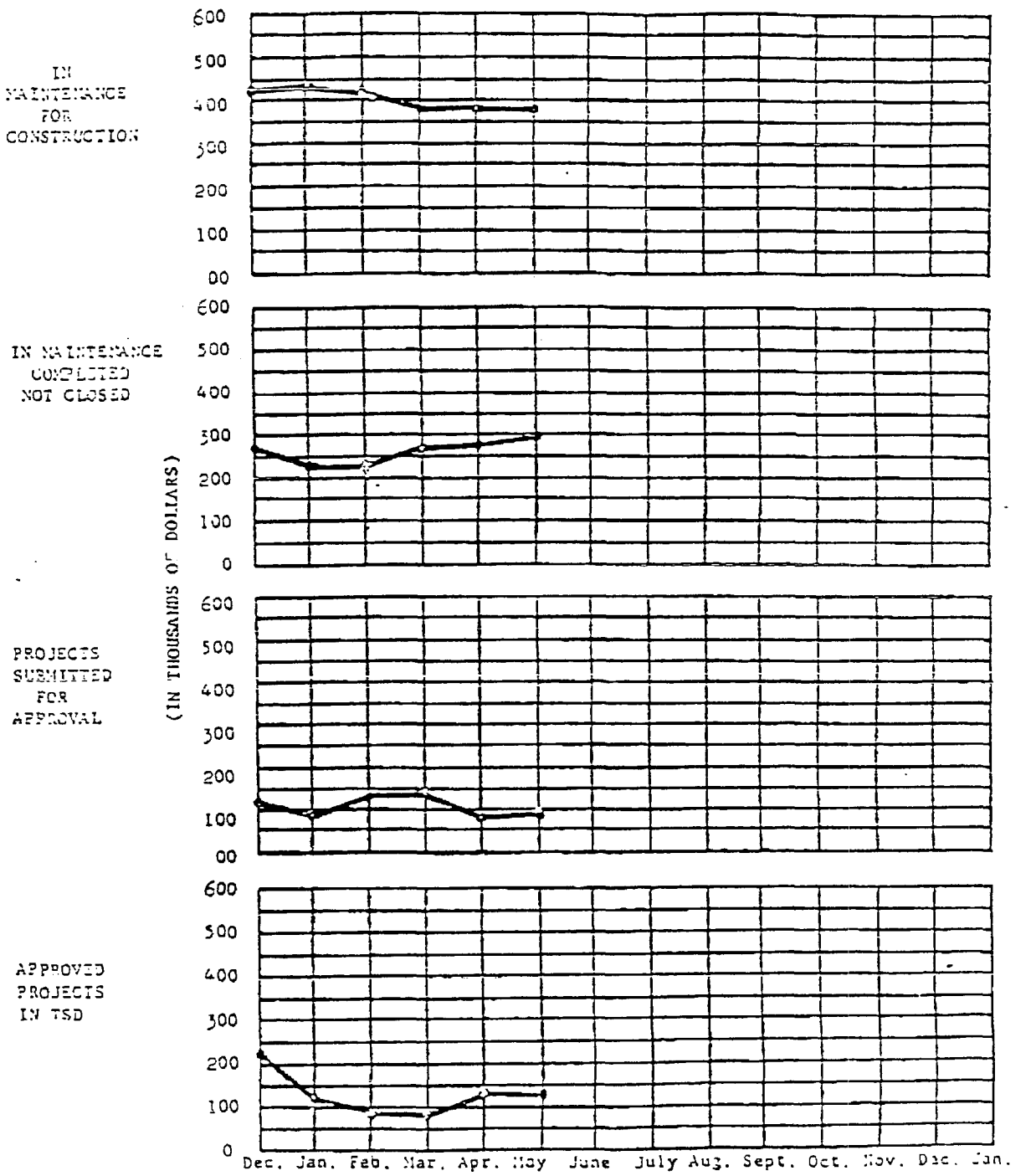

DSW 014898

M 29179

HARTOLDMON0017927

LABORATORY ADMINISTRATION

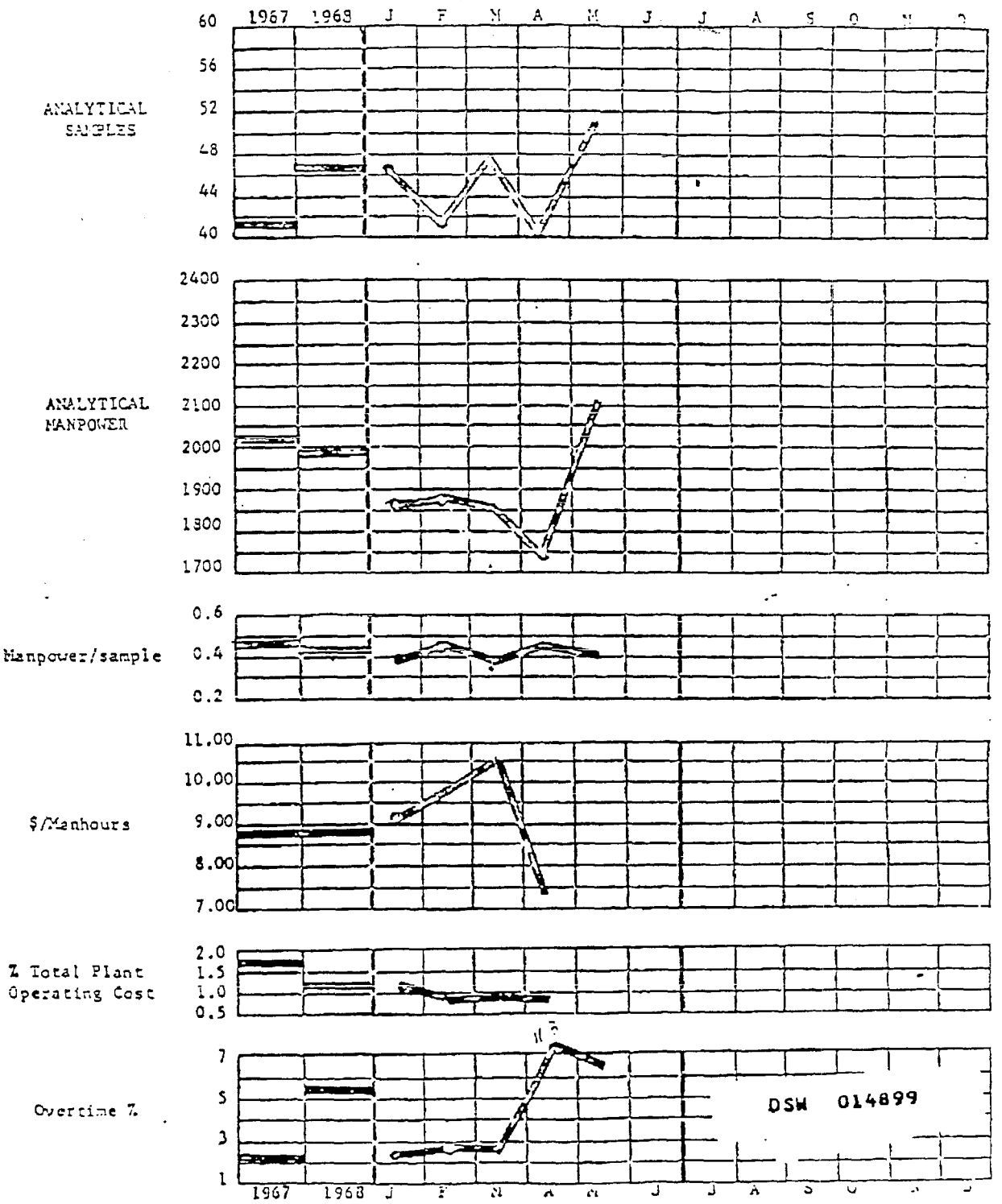

M 29180

HARTOLDMON0017928