HOFFMAN "CONTROLLED HEAT" EQUIPMENT—(Continued)

No. 7 Adjustable Modulating Valve

The No. 7 Valve is made in one size only, ¾ in., having a range of adjustment up to 200 sq. ft. of direct radiation.

Valves are shipped and installed with wide open ports.



After system has been in operation and thoroughly clean the heating contractor without dismantling the valve visibly adjusts the port for the requirements of each radiator.

The adjustment is very simple and extremely accurate.

On the valve bonnet there are two dial plates, one rigidly fixed to the bonnet marked with 20 graduations each of which represents a port area equivalent to 10 sq. ft. of radiation. The top plate is attached to a revolving sleeve, which upon loosening a lock nut, can be turned to various positions, thus making different port areas. To adjust the valve for the radiator requirements it is only necessary to loosen the locknut and turn the valve handle, which likewise turns the top dial plate and sleeve, until the proper number of graduations are visible on the lower dial plate. Thus with 20 graduations visible the port area is sufficient for a 200 sq. ft. radiator, with 15 graduations for 150 sq. ft., etc.

The following illustrations will indicate the method of valve adjustment and also show the variation in port area for different positions of the dial plate.

POSITIONS OF TOP DIAL PLATE FOR VARIOUS SIZES OF RADIATORS



All Graduations exposed 200 sq. ft. | *15 Graduations exposed 150 sq. ft.* | *10 Graduations exposed 100 sq. ft.* | *5 Graduations exposed 50 sq. ft.*

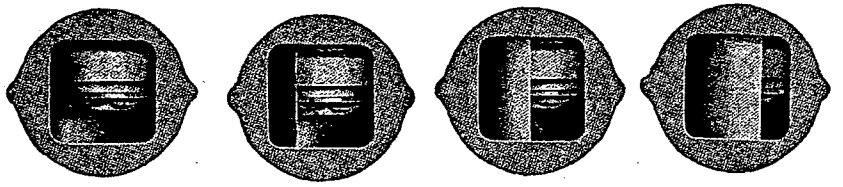

CORRESPONDING POSITIONS OF ROTARY SLEEVE SHOWING PORT AREAS FOR ABOVE RADIATORS

The visible adjustment enables the designing engineer and heating contractor to make a final accurate adjustment which compensates for slight irregularities in pipe sizes, failure to ream pipe, installation of extra fittings not forseen in original layout, etc. The advantages of an adjustable port in forced hot water systems to secure proper balance makes the No. 7 Valve especially adaptable for such use.

HOFFMAN "CONTROLLED HEAT" EQUIPMENT—(Continued)

The No. 7 Valve has a metallic fibre packing in the stem stuffing box that will last indefinitely without attention. Provision however is made for tightening the stuffing nut without removal of handle. In the stuffing nut are four grooves in alignment with a small hole in the handle cap. By inserting a nail in the hole, engaging one of the grooves and turning the lever handle the stuffing nut is tightened.

The No. 7 Valve is regularly supplied with lever handle. It can however be supplied with wood wheel, lock shield or closed tops (the two latter styles being intended for forced hot water systems). Extension stems and handles and chain operated valves are also made.

List Price—No. 7 Valve with ¾-in. connections in Lever Handle, Wood Wheel, Lock Shield and Closed Top Types $6.00

List Price—No. 7 Valve with Extension Stem and Handle $10.00

List Price—No. 7 Valve with Chain Wheel $12.00

For roughing measurements (see page 308)

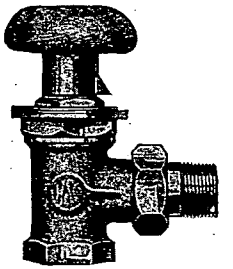

No. 7 Valve with Wood Wheel



No. 7 Valve with Lock Shield



No. 7 Valve with Chain Wheel

NO. 8 AND 9 RETURN LINE VALVES

Hoffman Return Line Valves have an established reputation for efficiency and consistency of operation. This has been obtained in service under both high and low pressures and also in various impartial laboratory tests. Originally designed for low pressure service they have been improved from time to time, without changing the original principles and adhering to the same dimensions so that present thermostats may be installed in valves of first manufacture, and also without making changes or adjustments of any sort valves may be installed under pressures of 50 lb. Under high pressures the valves operate as sensitively and accurately as under 1 oz. or less.

The wide range of pressure makes it possible to standardize on Hoffman Valves in hotels, hospitals, factories, etc, where they are use on the heating system as well as for draining steam heated kitchen utensils, sterilizers, driers and other equipment using steam in manufacturing processes.

Installed in systems where steam is supplied through a reducing valve, proper trap operation is assured even if reducing valve fails to function and admits high pressure steam to the system, for within its working range the trap operates with the same degree of sensitiveness.