(RESPIRATOR CONTROL PROGRAM ITEM 2

WILLSON 1200 SERIES RESPIRATORS INSTRUCTION SHEET

The Willson series provides a wide range of protection against common industrial respiratory hazards. One basic facepiece assembly can be fitted with a variety of cartridges and filters combining versatile, economical respiratory protection with wearing comfort. The basic facepiece can be quickly modified for a variety of uses, by simply changing the cartridge-filter combination. Facepieces are molded of resilient rubber with soft, comfortable, rolled edges and easily adjusted elastic headbands.

RESP. NO.	DESCRIPTION	NIOSH TC APPROVAL NO.
1210	Dust/Mist	TC-21C-140
1211	Dust/Mist/Fumes	TC-21C-141
1212	Radionuclide	TC-21C-142
1221	Organic Vapor	TC-23C-50
122110	Organic Vapor, Dust/Mist	TC-23C-51
122113	Organic Vapor, Dust/Fumes/Mist	TC-23C-52
122115	Organic Vapor, Pesticides, Paint, Lacquer, and Enamel Mists, and Dusts and Mists	TC-23C-54
1224	Ammonia/Methylamine	TC-23C-70
122410	Ammonia/Methylamine, Dust/Mist	TC-23C-71
1225	Organic Vapor/Acid Gas	TC-23C-76
122510	Organic Vapor/Acid Gas/Dust/Mist	TC-23C-77

INSTRUCTIONS FOR USE

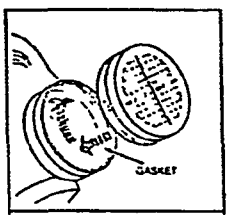

1. Remove respirator, cartridges and filters from plastic bags. Check to see that gasket is in cartridge holder before screwing in cartridges. Insert filter into retainer caps and snap onto cartridge holder or cartridges.



2. FIT RESPIRATOR ON FACE with narrow end over nose. Adjust headband around neck and crown of head, snug enough to insure a tight but comfortable seal.



3. TEST FOR TIGHTNESS: Place the palm of the hand or thumb over the valve guard and press lightly. Exhale to cause a slight pressure inside facepiece. If no air escapes, respirator is properly fitted. If air escapes, readjust respirator and test again.

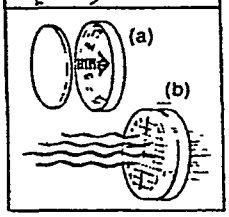

4. FILTERS (a) REPLACE when breathing becomes difficult. Generally the filter discs should be changed after eight hours of dusty exposure (b) REPLACE CARTRIDGES when any leakage is detected by taste or smell

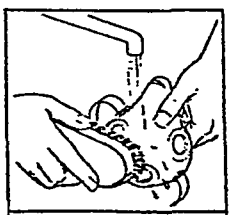

5. CLEAN AND SANITIZE YOUR RESPIRATOR after each day's use. First remove filters and cartridges, then wash other parts thoroughly with warm soapy water and/or sanitize with Willson's Germisol®.



6. The cartridge holders are keyed to assure their correct positioning and maintain the proper balance of the device. Make sure they are properly positioned and seated.



7. KEEP RESPIRATOR CLEAN when not in use. Store in container provided. Replace worn or faulty parts immediately, and order by part number.

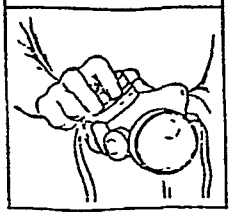

8. FOR YOUR PROTECTION the DUST FILTERS and CHEMICAL CARTRIDGES must be assembled tightly, and changed frequently, according to exposure.

9. Many chemicals can be absorbed through the skin. Wear protective clothing when necessary

TAKE CARE OF YOUR RESPIRATOR AND YOUR HEALTH

ESB WILLSON

WILLSON PRODUCTS DIVISION
ESB Incorporated
P O Box 622
Reading, Pa 19603
Phone 215-376-6161

CAUTION

The Willson 1200 series respirators are not to be worn in atmospheres immediately dangerous to life or health or in atmospheres containing less than 19.5% oxygen.

5/77

54110804