GRINNELL COMPANY

Heating, Industrial and Power Plant Piping, Fittings, Hangers, Valves, Pipe Bending, Welding, Piping Supplies, Etc.

Grinnell Adjustable Hangers

ONE of the chief advantages of Grinnell Adjustable Hangers is that they permit adjustment of pipe lines after installation, thus obviating the necessity of turn buckles or the removal of hangers. And their time and trouble-saving qualities during installation are equally exceptional. On this and the two following pages are shown a few Grinnell Hangers of particular interest to heating engineers. The Grinnell Hanger Blue Book, however, illustrates and describes the complete line and carries mechanical drawings and dimensional tables on practically every hanger shown. This feature alone makes the Grinnell Hanger Blue Book invaluable to Engineers, Architects and Draftsmen. As many copies as you require will be sent on request.

Adjustable Swivel Ring—Solid Ring Type

(Patented October 4, 1921)



Fig. No. 101

THIS Malleable Iron Adjustable Swivel Ring can be used with Coach Screw Rod or Machine Threaded Rod in connection with practically any type of Ceiling Flange, Expansion Case, Insert, etc.

The unusual feature of this ring is the Swivel Shank. An adjustment of at least 1½ in. is secured by simply turning the nut on the shank. No temporary support of the pipe line is necessary while making adjustments.

By means of a unique locking device the Swivel Shank can be locked to prevent loosening due to vibration in the pipe line.

Adjustable Swivel Ring—Split Ring Type

(Patented October 4, 1921)



Fig. No. 104

THE Split Ring Type of the Adjustable Swivel Ring was also designed for use with Coach Screw Rod or with Machine Threaded Rod. The Swivel Shank feature allows the same adjustment as in Fig. No. 101 and the off-center hinging of the ring, by providing sufficient seating to hold pipe securely, permits adjustments before the Ring is closed. The closing of the hinged section of this Ring securely locks the Swivel Shank.

Side I-Beam Clamp

(Patented April 6, 1915)

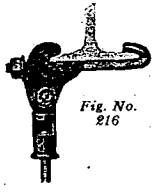

Fig. No. 216

ADAPTABLE to many uses, this Side I-Beam Clamp has ample strength for hanging ¾ to 12 in. pipe from I-Beams. This Clamp in different sizes will fit all sizes of Standard and Bethlehem I-Beams, and most sizes of Bethlehem Girder Beams.

Under conditions requiring vertical adjustment of the pipe line, this Side I-Beam Clamp is used with the Extension Piece. This Extension Piece allows 1 in. adjustment at the top of the hanger rod, and a full swing of the rod itself.

Channel Iron Clamp

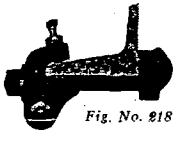

Fig. No. 218

DUE to the adjustability of the Grinnell Channell Iron Clamp, three sizes of these clamps, with varying lengths of clamp rods, each with a simple hex-nut, will meet most of the conditions encountered in practical installation work in connection with channels. We know of nothing else on the market which will obviate the necessity for the making of specials for Channel Iron work.

GRINNELL COMPANY

Heating, Industrial and Power Plant Piping, Fittings, Hangers, Valves, Pipe Bending, Welding, Piping Supplies, Etc.

Adjustable Wall Radiator Brackets

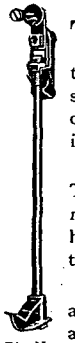

Fig. No. 190

THE Grinnell Adjustable Wall Radiator Brackets shown here were designed to support either a single tier of radiation or two tiers—one in front of the other. Fig. No. 190 shows bracket with single foot for supporting one tier—Fig. 191 shows bracket with double foot, long screw and double collar, for holding two sections in place.

Only one bolt is necessary to securely fasten these brackets to the wall. This means low installation cost as it cuts drilling holes down to a minimum. Cost of installation can be further reduced by spacing these hangers farther apart than ordinary type of weaker construction, especially where hook bolts are set in the wall.

When hook bolt is used it can be set without extremely accurate measurements due to the liberal range of vertical adjustment and as only three points of the bracket touch the wall, the difficulty so often experienced with rough brick work is practically eliminated.

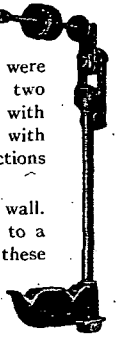

Fig. No. 191

Adjustable Wall Coil Hangers

(Patented May 20, 1923)

THE Adjustable Wall Coil Hanger can be furnished with four separate brackets—two for single coils and two for double coils. The brackets locate the center of the coils 2¼ or 6¼ in. from back of bracket. Where double coils are used the second hangs 3½ in. in front of the first.

Besides the adjustable advantages of these hangers which permit the hanger plate to be raised or lowered to secure perfect pipe alignment, it is only necessary to fasten the individual bracket in place by two bolts. This saves labor.

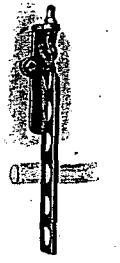

Fig. No. 160

Saddle Hangers—Standard Type

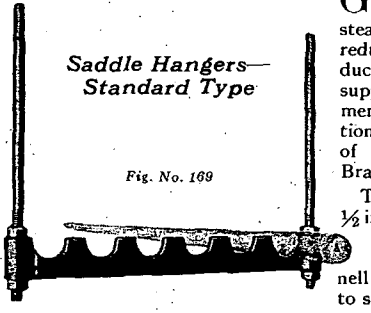

Fig. No. 169

GRINNELL Saddle Hangers are unique inasmuch as the hanger bar is of steel instead of cast iron. This Feature not only reduces the weight of the hanger but also reduces its cost. Hex-nuts at bottom of rods support the hanger and allow liberal adjustment. These Saddle Hangers are exceptionally strong and will not sag. Labor cost of installation is considerably less than with Branch Rolls and Rods.

The Saddle Hanger is used in connection with ½ in. rods and hex-nuts on 2 to 8 branch hangers —⅝ in. rods and hex-nuts on 9 to 12 branch hangers—and with Expansion Cases, Grinnell Hanger Flanges, or with Side I-Beam Clamps to steel work, for supporting overhead coils.