2/21/74

Compilation of past monthly averages

2/21/70.

	Lgt 246 & Incinerator		Inf	Eff
J	3.3		12	3
F	0.8		6	5
M	1.0		12	6
a	0.95		8	6
M	1.15		5	5
J	2.00		6	3
J	1.64	12	10	5
A	0.6		8	4
S	0.4		18	10
O	0.87		6	5
N	0.86		11	6
D	0.72		7	5
	7		15	11

9 9 5

FIGURE I

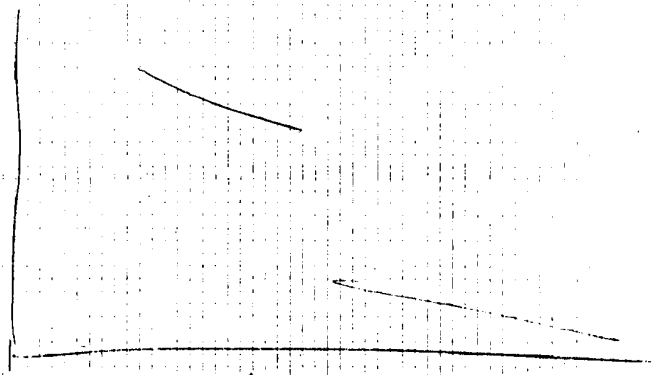

FIGURE II



MONS 083299



2/21/72
①

	Dept 246 & One	Plant	Dept	Eff
1969 J			1104	
J			1250	
A			155	
S			170	
O			228	
N			620	255
D				
1970 J			8295	372
F			198	168
M			15	47
A			10067	42
M				
J			600	145
J			234	80
A			122	63
S		217	292	85
O			202	75
N			70	18
D	1.6			
1971 J	0.0	44	84	49
F	0.04	28	49	12
M		34	25	9
A		28	76	24
M		20	58	22
J		16	76	33
J		18	30	18
A		12	32	14
S		6	24	11
O		6	16	11
N		14	38	24
D		6	12	6
1972 J			13	11
F			47	10
M			24	8
A			24	10
M			47	14
J			23	2
J	0.95		11	2
A	0.78		14	6
S	0.72		8	3
O	1.9		8	3
N	5.0		5	5
D	1.8		5	4

Grant

DISCONTINUOUS

MONS 083300

1969 3/21/74

July started analysis

July October losses @ 700#/day from plant
discontinued deliberate sewering of trochlor by all groups
Hand tank can washer to land fill
Wains placed in Aroclor trenches

Now @ 230#/day from plant

1970
1/2 Sampling plan developed for 246
Jan Dept 246 sewer losses @ 130#/day
mostly from drowning jet on blown tank
GOAL TO REDUCE DEPT LOSSES TO 10#/DAY BY 1/1/71
Plant to REST OF PLANT 40#/DAY
Piping alteration @ $15,000 From blow tank to scrubber after rupture disc venting
Catch Basin 15,000
Brink demister 30,000

5400 April — WGK lab begins efforts to analyze for PCB at WGK laboratory
[illegible] tank [illegible] to [illegible] pipe
11700 May COMPLETE PROJECT "OFF GAS PIPING ALTERATION" Sewer after condensed demister
June PLANT GOAL IS 10 PPB @ 2.3#/DAY FROM TREATMENT PLANT
MEANS ESSENTIALLY ZERO FROM USING DEPTS

June Losses from production dept @ 65#/day
120,000 July South ceiling basin installed — after absorber relief line
Sept Implemented PLAN TO STORE USED THERMINOLS, AROCLORS
PYRANOLS for all plant depts pending installation of incinerator
To store at South Lot

Plan to pave, provide curbs, trenches and catch basin in T/C & T/T
loading area.

ACTIVITIES TO CONTAIN AROCLORS at Dept 273

11,000 NOV. LOGK lab chromatograph boats in service
$23000 PROJECT complete for BLOW TANK DEMISTER
Major loss at Ap Tank
11250 PROJECT to provide 150,000 gallon scrap trochlor sty complete

IMPLEMENTED SWITCH to THERMINOL 66 AT 255
Dec Estimates losses from Dept 246 about 70#/day

Losses from Aroclor dept @ 0.6#/day
Losses from treatment plant @ 34#/day
All depts in plant told to change out thermoinol units
GOAL STILL 10 PPB AT WASTE TREATMENT PLANT

MONS 083301

1971

Jan Thermal unit changed in ONA
Discontinued washing logger trailers at terminal to work in plant
GOAL 10 ppb in treatment plant effluent by 9/1/71

$\frac{10}{10^9} = \frac{x}{20\,\text{ft gal/day}}$ $x = \frac{10 \times 20 \times 10^6 \times 8.34}{10^9} = \frac{10 \times 2 \times 10^7 \times 0.834 \times 10}{10^9} = 16$ #/day

Feb Changed 2 of 3 units in ACL

March Changed 244 units

$56,000
June All thermal units changed

August Discontinued off-gas to F218

$176,000 Started 1016 Distillation
$610,000 Started Aroclor Incineration
Aug, Sept & September - Additional sampling & study of 24" & 20" sewer data

Oct Task Force activated
GOAL PCB to 1#/day from WGK
Additional sampling study
slow vs fast
filtered vs unfiltered
More intense dept control system implemented re settling basin - off gas dom. up

MONS 083302

Nov Losses increase with production of Aroclor 1109
Start drawing water from H2O/PCB tank car washer 11 cars used for stg

$40,000 Paving & Curbing complete in 246 Stg. T/C T/T area
$3000 " " around 246 thermal unit

Dec Fast samplers about 3 times amount picked
Big dry slow samplers Functions of solids picked up?

	246	Plant	Inf	Eff
Jan 1971		44#	84#	49#
Dec 1971	≃1#	4#	11#	4# (6#)

Spent much of the last 5 years of attempting to reduce sampling discrepancies

1972

Transverse sampling of WTP Effluent

Jan Discontinued routine sampling in plant. Routine sampling of WTP only
Modified system installed at Rip Track to catch & decant T/C works.
Off gas calculations indicate possible > 10#/day PCB's on the present
North Settling Basin installed
Started producing 1105 on 1/27

Feb WTP EFFLUENT LOSSES LEVEL AT 10#/DAY
EXPECT TO GET TO 5#/DAY IN OCT/72
Produced 1105 and all off gas sewered
Project Enlarged South Settling basin completed

March Laboratory tests to discover scrubbing media for off gas
Additional testing of samplers
Dept operator control technique being implemented
COCAL IS 1#/DAY FROM OPERATING AREAS (246 INCINERATOR, RIP TRACK)
EXPECT REGIONAL PCB'S TO LEVEL ABOUT 5#/DAY

April Coordinating 246-217 production
Policy adopted to not operate 246 when 217 is down
Pump Shop project complete
Eliminate excess water flow to reduce possible
solubility losses

May Flip Flop - WTP Drum comparison samplers
Flip flop higher

MONS 083303

June FIRST WGK STRATEGY MTG
(started tracking "knowing losses" & min data

$40,000 NEW DEPT SAMPLING STATION IN OPERATION
SEWER LINES FROM DEPT ARE NEW
Discontinued Air Blowing of continuous unit 6/6 & batch @ 6/26
Removed Flip Flop from WTP
→ RECORD LOW PCB EFFLUENT ATTAINED AT 2#/DAY
July Additional Fish Data obtained

Aug - Resumed Air blowing (possible related corrosion problem)
Torrential rain during month
IN-HAND DOCUMENT PREPARED FOR FEDS

Oct ... SECOND WGK STRATEGY MTG
Difficult to not sewer when 246 is sole supplier of gas for CFS

	246	Plant Dept	Eff
Dec 71		4 - 11	4 (6)
Dec 72	1-2#	5#	4# (Had been to 2#)

Dec 71 below my redundancy

1973

Jan - Pumping from North Settling Basin to South Settling Basin

Mar - Project for Off-Gas Scrubber approved
Proportional to flow on 4-2 sampler

April - Servicing large excess gas at Dept 217

July - Upward trend at Waste Treatment Influent
Starting earlier, in late June

Aug - Tie-in made on 236 Hi Line
Effluent losses starting up in about 1/3 thru Aug

Oct Problem of increased PCB's being seen in
Rip Tracks & PCB Drum Stg area

Nov Increased sampling program

Dec Sewer failure at Rip Track
Drain at Incinerator drum stg not going to sump

	Dept	Plant	Inf	Eff
Dec 73	< 1#/day		10#	5#
Dec 72	1-2		5	4#

1974

Early, 74	7#		15	10

Jan Discontinued working TCs at Rip Track

MONS 083304

	Mississippi River	Effluent	
July 1969	0.70 ppb	700 #/day	First analyses made by Research in July Policy of no deliberate sewering aroclor Installed overflow weir in department sewer trenches Hauled T/C washer to landfill
Dec 1969	0.23 ppb	230 #/day	Flow Tank Piping alteration ✓ 5,400. ~~All trailers washed in plant~~ South settling basin ✓ 14000. off gas piping alteration 2650. Flow tank Demister ✓ 22500. Absorber Rupture Disc Piping alteration 6000. Rotameters on Flow Tank 420. WGK Analyses at WGK AR&D Vapor loss estimated about 2#/day 61,470 Provided Interim Sump trucks etc 2500. ~~Over thermal unit changed~~ Reclaiming scrap trucks. Digging up past spills and reclaiming Routine analyses 8000.
Dec 1970	0.04	40 #/day	Program to monitor plant sewers Wash all trailers in the plant Changed out thermal units. 65,000. Initiate drum reclaiming & disposal 1,571,000. Started 1016 Installation Start up Sewer Cap Ind 920,000. Started trucks Incineration Cap Expense 391,000. 218,000. Discontinued off gas to Muriatic Acid 161,000. Paving & Curbing around thermal Unit 5,000. Rework project 1000. Paving & Curbing complete 400. 3418 Modified sewers in dept 68 62 163
Dec 1971	0.01	10 #/day	970 740 293

293
970 293
~~970~~
358 740
21 1003

383
218
140
41

MONS 083305

June 1972 0.005 5th Day

Discontinued [illegible]

?E94 Sustained Pad at Trunk Deck
Air Blanket Mix Tank
Repair Sewers at 2nd St Parkhill Fl.
Enlarge Trucks Room
Monitors
Rip Track Settling Room
Operated Incinerator

[illegible] 6000.
[illegible] 50000.
[illegible] 6000.
6000.
140,000.

[illegible]
65

MONS 083306