WGK PLANT

APRIL - 1978

PCB LOSSES - LBS. PER DAY

DATE	Dept. 246	Dept. 790	Total Depts.	WTP Inf.	WTP Eff.	1-A Plant Total	Sewer 2-A	Boxes 2-B	Remarks
4-2				2.61	<0.79	3.00*			* ESTIMATED
4-5				3.69	1.39	1.56			
4-9				4.24	<0.77	1.34			
4-12				3.12	1.72	9.80			
4-16				9.21	4.82	13.36			
4-19				3.27	0.84	1.37			
4-23				1.83	<0.73	0.87			
4-26				1.68	<0.73	2.99			
4-30				1.14	<0.67	2.18			
Av.				3.42	1.38	4.05			

DSW 310905

REMARKS: THE HIGH PCB RESULTS DURING MIDMONTH MAY HAVE COME FROM PCB's INFILTRATING THE SEWERS DURING THE DISMANTLING & CLEANUP OF LITTLE MO

E. HEUMANN 581

STLCOPCB4070891

COMPANY CONFIDENTIAL

W. Engman

DSW 310906

WGK PLANT

COMPANY CONFIDENTIAL

MARCH · 1978

PCB LOSSES - LBS. PER DAY

DATE	Dept. 246	Dept. 790	Total Depts.	WTP Inf.	WTP Eff.	1-A ~~Plant~~ ~~Total~~	Sewer 2-A	Boxes 2-B	Remarks
3·1	DOWN	DOWN	—	3.42	0.95	3.67			
3-5	"	"		8.00	<0.92	3.29			
3-8				7.10	1.30	6.21			
3-12				4.65	1.65	2.90			
3·15				3.63	<0.98	1.87			
3·19				3.70	<0.86	2.81			
3·22				5.73	4.51	*6.00			
3·26				1.43	<0.95	1.20			
3·29				3.93	1.85	*4.00			
AVG.				4.69	1.55	3.55			

REMARKS: *ESTIMATED

ED HEUMANN

EXT. 581

DSW 310907

STLCOPCB4070893

COMPANY CONFIDENTIAL

WGK PLANT

FEBRUARY - 1978

PCB LOSSES - LBS. PER DAY

DATE	Dept. 246	Dept. 790	Total Depts.	WTP Inf.	WTP Eff.	1-A ~~Plant Total~~	Sewer 2-A	Boxes 2-B	Remarks
2-1	DOWN	DOWN		< .89	1.96	2.34			
2-5	"	"		1.95	< .85	1.49			
2-8	"	"		4.70	< .84	2.05			
2-12				2.08	< .86	< 0.62			
2-15				28.10	8.61	1.65			
2-19				7.64	1.27	6.16			
2-22				3.90	< .93	3.01			
2-26				8.37	< .90	2.41			
Mo. Avg.	DOWN	DOWN		7.20	2.02	2.46			

REMARKS: 1-A IS THE SEWER DESIGNATION ASSIGNED TO THE PLANT TOTAL LOCATION

DSW 310908

STLCOPCB4070894

WGK PLANT

COMPANY CONFIDENTIAL

JANUARY - 1978

PCB LOSSES - LBS. PER DAY

DATE	Dept. 246	Dept. 790	Total Depts.	WTP Inf.	WTP Eff.	Plant Total	Sewer Boxes 2-A	2-B	Remarks
1-2	DOWN	DOWN		2.54	<.80	10.60			
1-5	"	"		2.77	<.75	3.78			
1-8	"	"		1.34	<.79	13.83			
1-11	"	"		2.91	<.71	FROZEN			
1-15	"	"		4.23	<.77	3.98			
1-18	"	"		3.92	<.80	FROZEN			
1-22	"	"		3.27	<.84	FROZEN			
1-25	"	"		4.05	<.90	FROZEN			
1-29	"	"		3.44	4.26	1.45			
Mo. AVG	DOWN	DOWN		3.16	<1.18				

REMARKS: NO AVERAGE WAS FIGURED FOR THE PLANT TOTAL BECAUSE OF THE POOR RESULTS & THE MAINTENANCE PROBLEMS DUE TO THE EXTREME WEATHER.

DSW 310909

STLCOPCB4070895

WGK PLANT

DECEMBER 1977

PCB LOSSES - LBS. PER DAY

DATE	Dept. 246	Dept. 790	Total Depts.	WTP Inf.	WTP Eff.	Plant Total	Sewer Boxes 2-A	2-B	Remarks
12-1-77	0.005	DOWN	0.005	9.50	1.23	21.14			
12-5-77	<.002	DOWN	<.002	6.16	<.81	2.88			
12-8-77	0.360	DOWN	0.360	14.08	FROZEN	1.70			
12-12-77	DOWN	DOWN	—	5.25	1.33	5.34			
12-15-77	DOWN	DOWN	—	3.55	<.74	8.06			
12-18-77	DOWN	DOWN	—	6.52	FROZEN	17.02			
12-21-77	DOWN	DOWN	—	12.07	3.08	FROZEN			
12-26-77	DOWN	DOWN	—	2.20	<0.88	2.68			
12-28-77	DOWN	DOWN	—	2.54	<0.77	10.60			
MO. AVE.	.182		0.182	6.87	0.81	8.68			

REMARKS: DEPT. 790 IS DOWN AND FLOW IS TOO SMALL TO SAMPLE-ABLE SEWER SERVICE IS BACK IN THE PLANT CLEANING THE MAIN SEWER'S. THIS IS BELEIVED TO BE CAUSING HIGH READINGS.

DSW 310910

STLCOPCB4070896

W. ENGMAN

DSW 310911

NGK PLANT

NOVEMBER 1977

PCB LOSSES - LBS. PER DAY

DATE	Dept. 246	Dept. 790	Total Depts.	WTP Inf.	WTP Eff.	Plant Total	Sewer 2-A	Boxes 2-B	Remarks
11-3-77	0.010	Down		4.20	2.18	3.24			
11-7	0.012	Down		3.82	2.02	3.29			
11-10	0.063	Down		2.83	<0.69	7.95			
11-14	0.006	Down		4.10	1.22	<0.52			
11-17	0.035	Down		10.09	3.16	11.19			
11-21	0.018	Down		15.76	11.52	15.00*			
11-25	<0.004	Down		2.01	—	2.00*			
11-28	<0.001	Down		3.22	<0.67	—			
NO. AVE.	0.018			5.75	2.87	6.09			

REMARKS: * ESTIMATED BECAUSE SAMPLER SUSPECTED OF BEING CONTAMINATED.

DSW 310912

STLCOPCB4070898

W. ENGMAN

DSW 310913

WGK PLANT

OCTOBER 1977

PCB LOSSES - LBS. PER DAY

DATE	Dept. 246	Dept. 790	Total Depts.	WTP Inf.	WTP Eff.	Plant Total	Sewer 2-A	Boxes 2-B	Remarks
10-3	<.001	Down	<.001	2.846	0.824	——			
10-6	0.001	Down	0.001	4.147	2.678	7.21			
10-10	<.001	19.00	19.00	3.24	3.56	16.01			
10-13	0.015	1.11	1.13	4.84	<0.82	5.17			
10-17	0.001	0.024	0.025	2.37	<0.74	7.44			
10-20	0.007	7.56	7.567	2.65	1.25	3.46			
10-24	0.243	0.495	0.738	2.20	0.84	11.50			
10-27	0.009	0.078	0.087	3.46	2.50	<0.89			
10-31	0.045	Down	0.045	5.77	3.08	2.89			
Mo. AVE.	0.036	3.141	3.177	3.20	1.29	6.71			

DSW 310914

REMARKS: _____

STLCOPCB4070900

W. ENGMAN

DSW 310915

WGK PLANT

SEPT. 1977

PCB LOSSES - LBS. PER DAY

DATE	Dept. 246	Dept. 790	Total Depts.	WTP Inf.	WTP Eff.	Plant Total	Sewer Boxes 2-A	Sewer Boxes 2-B	Remarks
9-1-77	0.008	0.115	0.123	3.495	<1.059	3.96			
9-5-77	—	0.026	0.026	1.271	<1.059	4.44			
9-8-77	0.069	6.528	6.591	3.071	<1.059	3.30			
9-12-77	0.007	0.078	0.085	5.295	<1.059	2.28			
9-15-77	0.082	0.596	0.678	5.507	<1.059	3.84			
9-18-77	0.259	0.087	0.346	6.883	<1.059	1.38			
9-22-77	0.043	0.136	0.179	<1.059	<1.059	1.44			
9-26-77	—	0.280	0.280	7.625	<1.059	1.44			
9-29-77	0.044	8.928	8.972	8.048	*16.944	2.10			* SAMPLER CONTAMINATED
Mo. AVE.	0.073	1.864	1.920	4.577	<1.059	2.687			

REMARKS:

DSW 310916

STLCOPCB4070902

W. ENGMAN

DSW 310917

WGK PLANT

AUGUST 1977

PCB LOSSES - LBS. PER DAY

DATE	Dept. 246	Dept. 790	Total Depts.	WTP Inf.	WTP Eff.	Plant Total	Sewer 2-A	Boxes 2-B	Remarks
8-1-77	<.010	0.036	0.036	1.694	<1.059	6.42			
8-4-77	0.009	<.021	0.009	3.177	<1.059	7.44			
8-7-77	—	0.059	0.059	2.965	① 29.017	2.04			
8-10-77	0.050	5.275	5.30	2.33	<1.059	3.42			
8-14-77	0.004	0.359	0.363	6.248	2.012	2.22			
8-17-77	—	0.029	0.029	2.436	<1.059	2.82			
8-21-77	<.001	0.034	0.034	3.495	<1.059	23.28 *			
8-24-77	0.061	0.206	0.267	1.377	<1.059	4.44			
8-28-77	0.040	5.040	5.080	3.710	<1.059	2.10			
Mo. AVE.	**0.023**	**1.224**	**1.242**	**3.048**	**0.251**	**3.86**			

REMARKS: * PLANT TOTAL SAMPLE ON 8/21/77 SUSPECTED OF BEING CONTAMINATED. WAS NOT USED IN MO. AVE.

① W.T.P. EFF SAMPLE ON 8/7/77 SUSPECTED OF BEING CONTAMINATED. WAS NOT USED IN MO. AVE.

DSW 310918

STLCOPCB4070904



DSW 310919

WGK PLANT

JULY 1977

PCB LOSSES - LBS. PER DAY

DATE	Dept. 246	Dept. 790	Total Depts.	WTP Inf.	WTP Eff.	Plant Total	Sewer 2-A	Boxes 2-B	Remarks
7-4-77	0.097	35.664	35.761	4.871	<1.059	2.04			790 SAMPLER CONTAMINATED
7-7-77	<.035	0.204	.204	1.165	<1.059	10.14			DID NOT USE ON MO. AVE.
7-11-77	—	—	—	5.296	<1.059	<0.60			
7-14-77	0.312	0.355	0.667	1.588	<1.059	4.440			
7-18-77	0.083	0.233	0.316	<1.059	<1.059	3.18			
7-21-77	0.206	0.334	0.540	1.165	<1.059	3.66			
7-25-77	0.259	0.038	0.297	1.800	<1.059	8.64			
7-28-77	0.492	Down		5.401	<1.059	7.68			
MO. AVE.	0.241	0.233	0.405	2.661	<1.059	4.972			

REMARKS: _____

_____

_____

_____

DSW 310920

STLCOPCB4070906

W. ENGMAN

DSW 310921

WGK PLANT

JUNE 1977

PCB LOSSES - LBS. PER DAY

DATE	Dept. 246	Dept. 790	Total Depts.	WTP Inf.	WTP Eff.	Plant Total	Sewer 2-A	Boxes 2-B	Remarks
6-2-77	0.055	DOWN	0.055	5.189	1.165	<0.600			
6-6-77	0.033	<.046	0.033	1.906	<1.059	2.880			DEPT. 790
6-9-77	0.062	9.792	9.854	3.495	<1.059	8.820			→ SUMP WAS FULL AND WITH THE RAIN IT RAN OVER
6-13-77	0.053	1.494	1.547	3.389	<1.059	2.760			→ DEPT. 790 SUMP DOWN SOME PCB MATERIAL GOT INTO THE SEWERS
6-16-77	1.969	DOWN	1.969	2.647	2.224	3.840			
6-20-77	30.2 ~~+52.82~~								

45.0 ppm

8.9 ppm

REMARKS: SAMPLES BEING TAKED FROM RIP TRACK. JIM SMITH REPORTED AIRCHLOR CARS WERE BEING WASHED BUT HE DIDNT KNOW OF ANY LEAKS.

DSW 310922

STLCOPCB4070908

WGK PLANT **COMPANY CONFIDENTIAL** MAY 1977

PCB LOSSES - LBS. PER DAY

DSW 310923

DATE	Dept. 246	Dept. 790	Total Depts.	WTP Inf.	WTP Eff.	Plant Total	Sewer Boxes 2-A	2-B	Remarks
5-2-77	0.005	<0.017	0.005	<1.059	<1.059	10.26			
5-5	0.428	DOWN	0.428	2.22	<1.059	6.54			
5-8	<.005	<0.023	<.028	<1.059	<1.059	<0.60			
5-11	0.007	0.027	0.034	8.26	7.84	25.98			
5-16	<.117	<.027	<.144	<1.059	<1.059	18.96			
5-19	0.124	0.598	0.722	11.861	1.165	19.80			
5-23	0.022	0.171	0.193	3.812	<1.059	12.36			
5-26	0.073	0.045	0.118	5.08	<1.059	6.72			
5-30	0.057	<.022	0.057	11.649	<1.059	17.64			
NO. AVE	0.080	0.105	0.173	4.765	1.000	13.14			

REMARKS: DUE TO THE NO. AVE. AT THE PLANT TOTAL AND WTP INF. I AM IN THE PROCESS OF RUNNING SPECIAL SAMPLES TO TRY AND FIND THE SORCE OF THE HIGH PCB'S. 5/30 DENNIS RANGE EXT. 581

STLCOPCB4070909

WGK PLANT

APRIL 1977

PCB LOSSES - LBS. PER DAY

DATE	Dept. 246	Dept. 790	Total Depts.	WTP Inf.	WTP Eff.	Plant Total	Sewer Boxes 2-A	2-B	Remarks
4-4-77	0.183	<0.027	0.183	<1.059	2.965	5.100			
4-7	0.166	0.284	0.45	27.852	<1.059	<0.60			INF. SAMPLER WAS CONTAMINATED
4-11	0.117	0.043	0.16	15.779	<1.059	1.980			BECAUSE OF HIGH WATER IN PUMP BAY
4-14	0.464	0.387	0.851	<1.059	<1.059	<0.60			
4-18	0.038	0.030	0.068	3.918	<1.059	<0.60			
4-21	0.133	0.108	0.241	<1.059	3.283	<0.60			
4-25	0.035	DOWN	0.035	<1.059	4.659	7.32			
4-28	0.181	0.066	0.247	<1.059	<1.059	6.30			
Mo. AVE	0.164	0.131	0.295	0.653	1.363	2.587			

REMARKS: 4/4/77 DEPT. 790 EFF. FROM SUMP 6.82.6 PPM

WASTE H_2O FROM A POT 7106 PPB

SCRUBBER EFF. 55.7 PPM

DSW 310924

STLCOPCB4070910

WGK PLANT

MARCH 1977

PCB LOSSES - LBS. PER DAY

DATE	Dept. 246	Dept. 790	Total Depts.	WTP Inf.	WTP Eff.	Plant Total	Sewer Boxes 2-A	2-B	Remarks
3-3-77	0.013	DOWN	0.013	<1.059	4.13	0.72			
3-7-77	0.017	<0.018	0.017	<1.059	<1.059	3.06			
3-10-77	0.086	<0.026	0.086	<1.059	<1.059	<.60			
3-14-77	0.032	0.027	0.059	9.319	6.989	2.76			
3-17-77	0.095	0.024	0.119	<1.059	2.220	2.95			
3-21-77	0.011	<0.020	0.011	2.118	2.224	2.28			
3-24-77	0.134	<0.022	0.134	1.906	<1.059	2.40			
3-28-77	0.044	NO SAMPLE	0.044	<1.059	4.024	2.40			
3-31-77	0.166	0.573	0.739	10.590	5.401	0.600			
MO. AVE.	0.066	0.101	0.136	1.483	2.776	1.841			

REMARKS: _____

DSW 310925

STLCOPCB4070911

WGK PLANT

FEBRUARY 1977

PCB LOSSES - LBS. PER DAY

DATE	Dept. 246	Dept. 790	Total Depts.	WTP Inf.	WTP Eff.	Plant Total	Sewer Boxes 2-A	2-B	Remarks
2-3-77	0.325	0.107	0.432	<1.059	1.165	2.16			
2-7-77	1.744	<0.018	1.744	5.824	4.024	3.12			
2-10-77	9.150	<0.017	9.150	1.588	5.613	9.36			DEPT 248 DEMISTER HAD A HOLE IN IT.
2-14-77	0.475	0.118	0.593	1.059	6.248	6.78			
2-17-77	3.381	0.043	3.424	<1.059	5.083	7.20			DEPT. 248 DEMISTER PROBLEMS.
2-21-77	1.632	DOWN	0.632	3.071	5.083	4.44			
2-24-77	1.723	DOWN	1.723	<1.059	2.970	8.04			
2-28-77	0.069	DOWN	0.069	5.295	6.564	2.34			
MO. AVE.	2.187	0.057	2.221	2.105	4.594	5.43			

REMARKS: SAMPLE FROM DEPT. 246 TAKEN ON 2-11-77 WAS 1.901 #/DAY

DSW 310926

STLCOPCB4070912

COMPANY CONFIDENTIAL

WGK PLANT

JANUARY 1977

PCB LOSSES - LBS. PER DAY

DATE	Dept. 246	Dept. 790	Total Depts.	WTP Inf.	WTP Eff.	Plant Total	Sewer 2-A	Boxes 2-B	Remarks
1-3-77	0.163	DEPT. DOWN	0.163	0.635	2.224	2.70			
1-6-77	0.805	DEPT. DOWN	0.805	<1.059	1.800	1.26			
1-13-77	5.878	DEPT. DOWN	5.878	<1.059	1.588	4.80			
1-17-77	0.196	48.72	48.916	<1.059	<1.059	SAMPLER FROZEN			
1-20-77	0.425	51.22	51.645	<1.059	<1.059	2.76			
1-24-77	0.232	2.10	2.332	<1.059	1.906	1.02			
1-27-77	0.525	0.04	0.565	<1.059	1.482	<.60			
1-31-77	0.234	0.056	0.290	<1.059	2.329	1.38			
MO. AVE.	1.057	0.732	1.672	<1.059	1.416	1.989			

REMARKS: SAMPLES TAKEN ON 1-17-77 AND 1-20-77 ARE SUSPECTED OF BEING CONTAMINATED. SEVERAL SETS OF SAMPLES TAKEN FROM DEPT. 790 AND DOWN STREAM FROM DEPT. 790 WERE ALL LOW READINGS. BECAUSE OF THIS THE READINGS FOR THOSE TWO DATES NOT USED IN THE MONTHLY AVERAGE.

[illegible]

DSW 310927

STLCOPCB4070913

COMPANY CONFIDENTIAL

WGK PLANT

DECEMBER 1976

PCB LOSSES - LBS. PER DAY

DATE	Dept. 246	Dept. 790	Total Depts.	WTP Inf.	WTP Eff.	Plant Total	Sewer 2-A	Boxes 2-B	Remarks
12-1-76	.863	—	—	—	—	—	—	—	[illegible]
12-2-76	1.626	<.025	1.626	<1.059	1.271	2.22			
12-6-76	.426	0.875	1.301	<1.059	2.012	NO SAMPLE			PLT TOT. SAMPLE PUMP BURNED UP
12-9-76	2.385	*	2.385	<1.059	<1.059	7.56			
12-13-76	.159	4.234	[illegible]	6.036	3.389	6.90			
12-16-76	.172	*	.173	<1.059	1.588	5.04			
12-20-76	—	<.019	—	<1.059	[illegible]	7.64			[illegible]
12-22-76	1.08	0.163	1.243	—	—	12.180			
12-23-76	0.115	0.020	1.135	<1.059	2.959	[illegible]			
12-27-76	0.054	0.024	0.078	<1.059	<1.059	[illegible]			
12-30-76	1.459	<.017	1.459	<1.059	5.401	1.140			
NO. AVE.	0.834	0.664	1.532	0.671	2.023	6.28			

REMARKS: * DEPT. 790 DOWN PIT SAMPLE TAKEN FROM SUMP 17.455 PPM / 1.4 LB/DA

DSW 310928

STLCOPCB4070914

WGK PLANT

COMPANY CONFIDENTIAL

NOVEMBER '76

PCB LOSSES - LBS. PER DAY

DATE	Dept. 246	Dept. 790	Total Depts.	WTP Inf.	WTP Eff.	Plant Total	Sewer 2-A	Boxes 2-B	Remarks
11-3-76	.0700	3.500	3.570	1.380	<1.059	2.64			
11-7-76	.729	.149	0.870	<1.059	<1.059	2.52			
11-11-76	.335	<.025	0.335	<1.059	2.22	4.08			
11-15-76	.490	.089	0.579	1.377	1.694	2.34			
11-18-76	.255	.427	0.682	<1.059	<1.059	2.76			
11-22-76	.499	.067	0.566	<1.059	2.22	1.98			
11-26-76	.250	.020	0.270	<1.059	<1.059	1.86			
11-29-76	No Sample	.032	—	<1.059	1.906	<.600			
Mo. AV.	.375	.535	.982	.344	1.005	2.46			

REMARKS: 246 - 11-29-76 SAMPLER UNPLUGGED

DSW 310929

STLCOPCB4070915

WGK PLANT

PCB LOSSES Lbs PER DAY

OCTOBER - 1976

DATE	246	790	TOTAL DEPTS	WTP INF	WTP EFF	PLANT TOTAL	2A	2B	REMARKS
10-5	.60	0	.60	2.11	1.37	2.16			790
10-6	1.46	0	1.46	<1.05	<1.05	3.72			10-18 — 0.05
10-10	.30	0	.30	7.62	1.37	2.04		.54	10-19 — 0.97
10-13	.90	0	.90	<1.05	1.37	—			10-21 — 0.15
10-17	.30	1.60	1.90	<1.05	4.45	1.56			10-25 — 0.09
10-20	.43	.34	.77	<1.05	<1.05	3.54			10-28 — 2.49
10-24	.32	.21	.59	<1.05	<1.05	1.20			
10-27	.13	.06	.19	<1.05	1.48	1.02			
10-31	.45	1.52	1.97	<1.05	1.91	1.92			

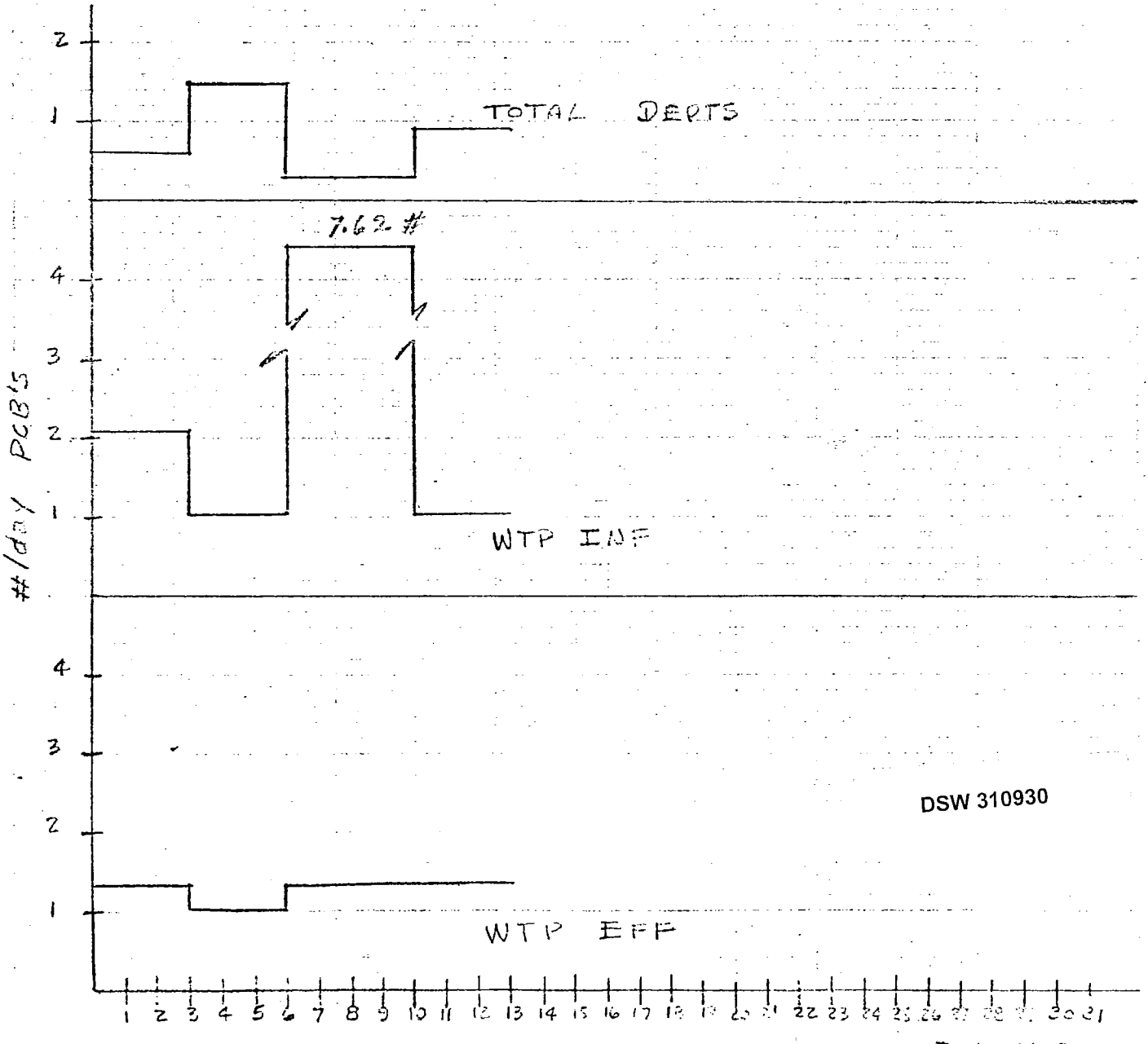

DSW 310930

PREPARED BY: Julio Muñoz

CONFIDENTIAL INFORMATION

STLCOPCB4070916

W&K PLANT

PCB LOSSES LBS PER DAY

SEPTEMBER-1976

DATE	246	790	TOTAL DEPTS	WTP INF	WTP EFF	PLANT TOTAL	2B	REMARKS
9-5	.55	.43	.98	<1.05	1.9	1.92	.42	① Incinerator down
9-8	1.33	0①	1.33	1.05	1.16	4.44	.54	
9-12	.53	0	.53	6.25	7.73	.60	2.88	2B and 2A will be analyzed when High losses at P.T and WTP Inf.
9-15	.40	0	.40	<1.05	1.05	1.38	.99	
9-19	.08	0	.08	<1.05	<1.05	.96	.39	
9-22	.24	0	.24	<1.05	1.05	.60	—	
9-26	.14	0	.14	1.8	1.8	4.55	4.89	9-23 FED-EPA sampling
9-29	.45	0	.45	<1.05	<1.05	1.74	0	
AV.	.46	.05	.51	1.79	2.1	2.0		

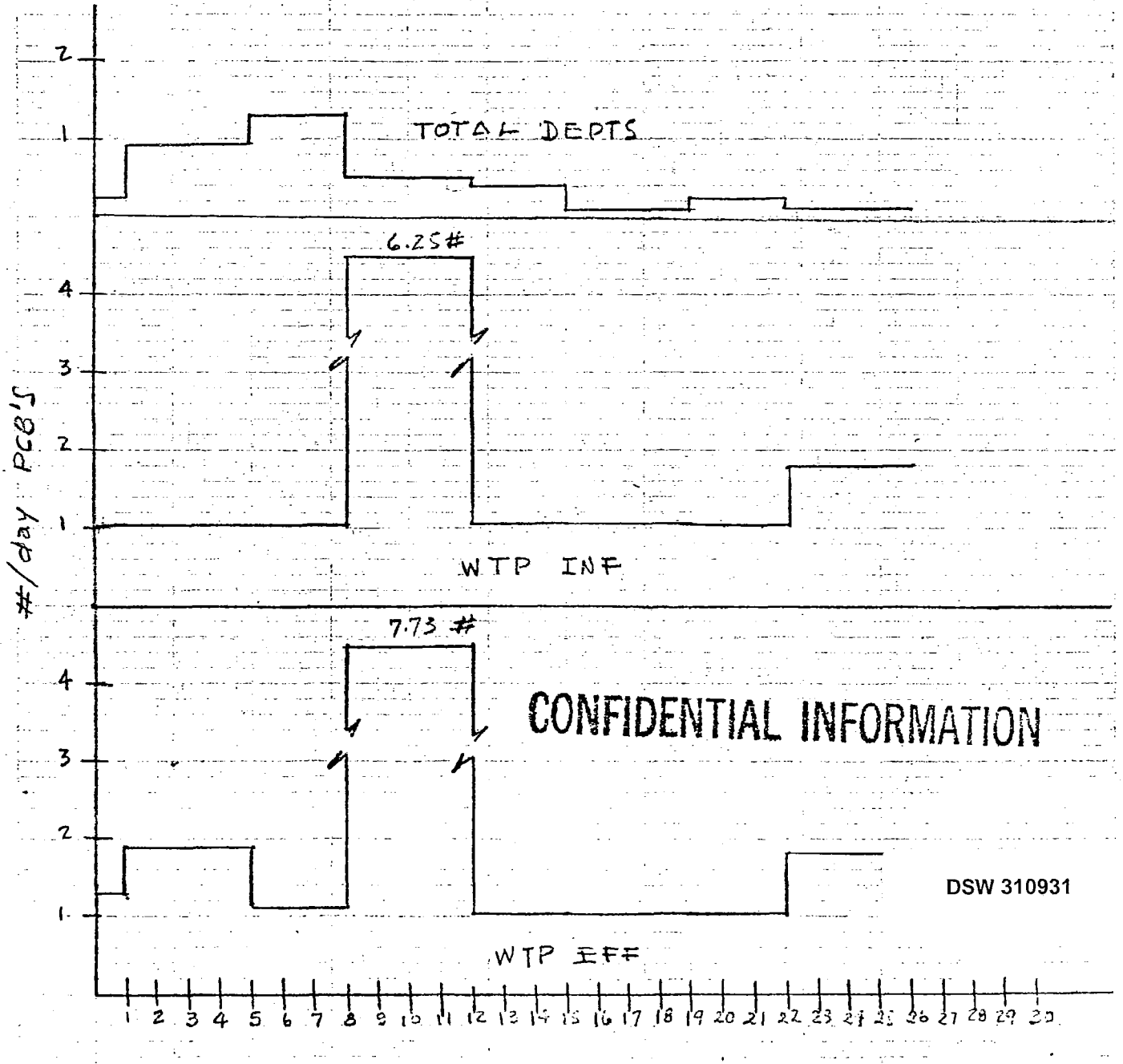

CONFIDENTIAL INFORMATION

DSW 310931

STLCOPCB4070917

W ENGMAN

DSW 310932

W&K PLANT

PCB LOSSES - LBS PER DAY

AUGUST-1976

DATE	246	790	TOTAL DEPTS	WTP INF	WTP EFF	PLANT TOTAL	2B	REMARKS
8-4	.88	.14	1.02	2.86	3.28	.6	—	
8 8	.10	.07	.17	<1.05	4.02	1.92	—	
8-11	.19	.04	.22	<1.05	2.65	—	.51	
8-15	.12	.19	.31	<1.05	<1.05	1.14	.60	
8-15	.85	.02	.87	<1.05	2.22	.90	.30	
8-22	.07	.07	.14	1.8	1.27	1.26	.42	
8-25	.29	.04	.33	<1.05	1.37	2.40	1.38	
8-29	.04	.02	.06	1.05	<1.05	1.26	<.3	
9-1	.23	.02	.25	<1.05	1.27	1.62	<.3	
	.30	.07	.37	1.33	2.02	1.38		

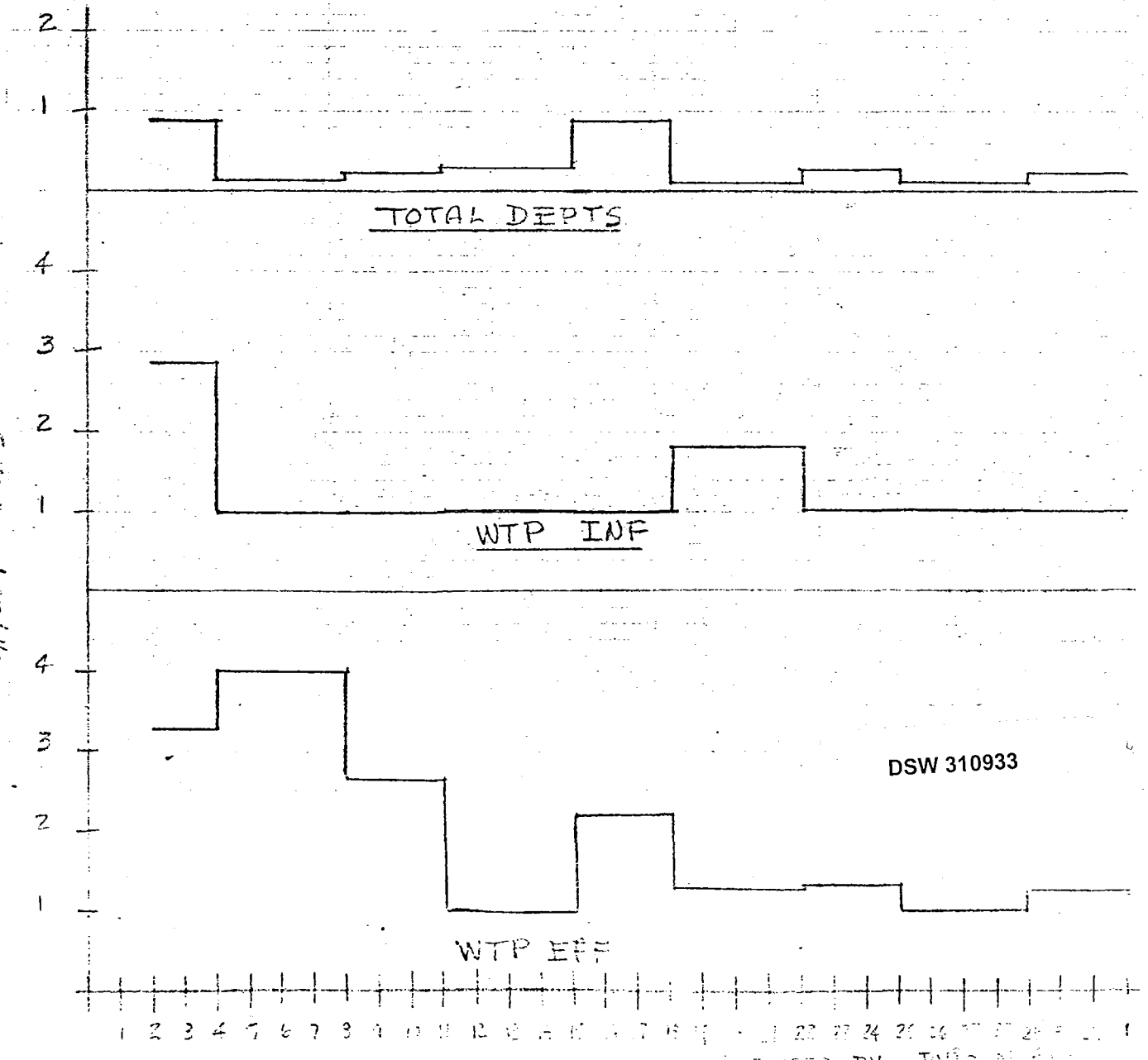

CONFIDENTIAL INFORMATION

STLCOPCB4070919

W. Engman

DSW 310934

NGK PLANT

PCB LOSSES - Lbs PER DAY

July - 1976

DATE	246	790	TOTAL DEPTS	WTP INF	WTP EFF	2A	2B	PLANT TOTAL	REMARKS
7-4	.32	.02	.34	3.1	1.69	<.3	7.2	.6	790:
7-7	1.78	.54	2.32	2.96	1.69	<.3	11.4	.9	
7-11	.54	.13	.67	3.91	3.17	<.3	1.5	1.44	7-26 — 22.85# Rain
7-14	.47	.11	.58	5.71	5.4	<.3	2.73	1.62	7-27 — .29#
7-18	.24	.19	.43	4.97	9.74	.36	.37	11.04	7-28 — 21.77#?
7-21	.30	.36	.66	3.80	13.90	.36	2.5	4.2	7-29 — 4.95#
7-25	.02	.10	.12	1.06	2.75	.39	.58	1.44	Incinerator Sump high on PCB's after little Mo was cleaned.
7-28	.09	14.97	15.06	1.69	2.47	<.3	1.12	16.56	
8-1	.78	2.6	3.38	3.81	6.56	<.3	<.28	2.76	
	.50	2.11	2.61	3.44	5.26			4.5	

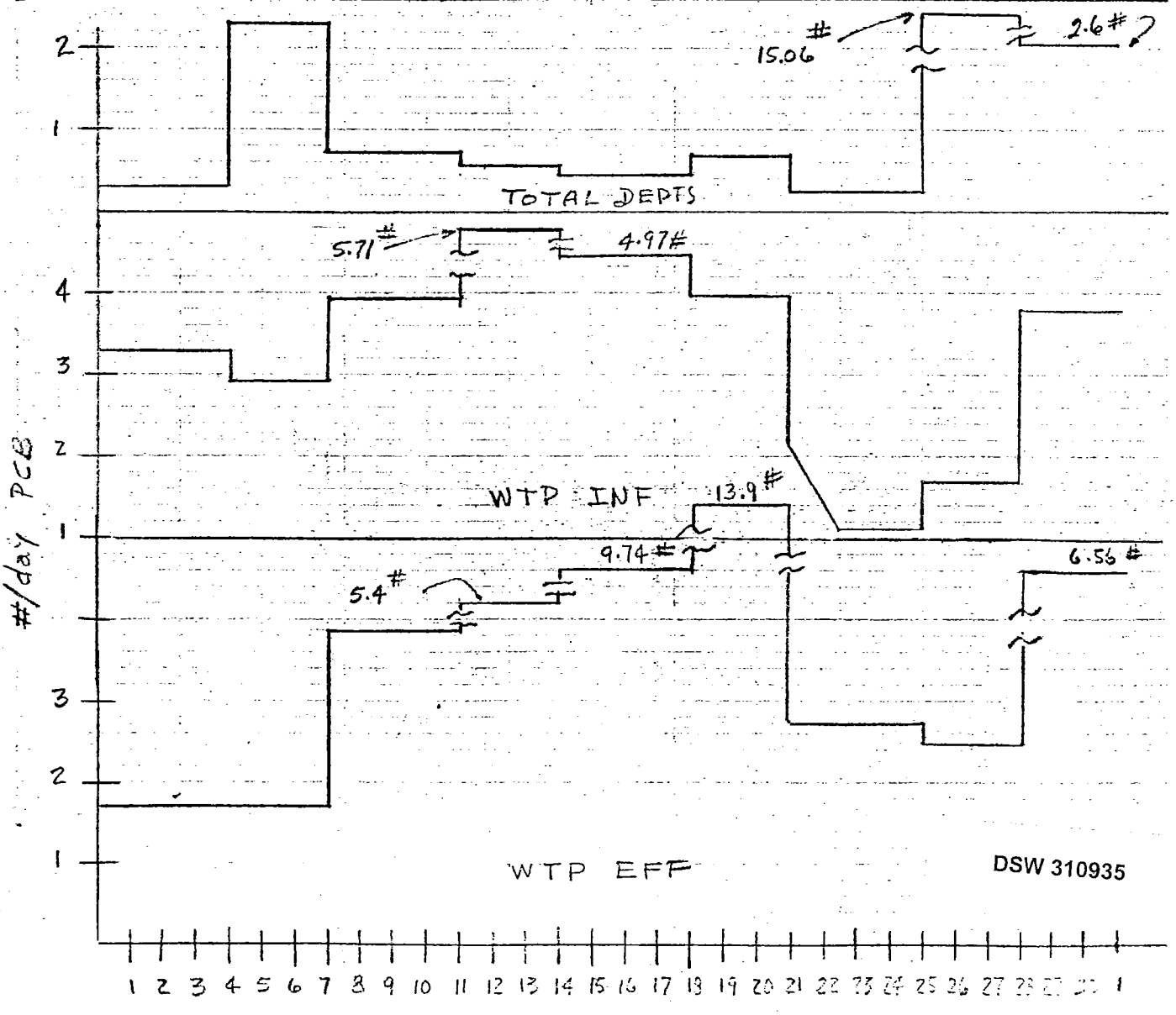

Prepared by Julio Muñoz

W. ENGMAN

DSW 310936

WGK PLANT

PCB LOSSES - Lbs PER DAY

JUNE-1976

DATE	246	790	TOTAL DEPTS	WTP INF	WTP EFF	2A	2B	PLANT TOTAL	REMARKS
6-2	.92	.1	1.02	—	4.13	3.5	.1	2.3	
6-6	.67	.1	.77	3.7	3.2	3.0	.35	.76	
6-9	.17	.02	.19	3.8	3.1	—	<.28	1.8	
6-13	.15	.1	.16	2.75	2.96	—	<.28	2.88	
6-16	.37	.14	.51	1.37	1.69	<.3	<.28	1.32	
6-20	.12	.02	.14	2.11	<1.0	<.3	<.28	<.6	
6-23	.31	.16	.47	3.73	1.59	<.3	<.28	<.6	
6-27	1.22	.03	1.25	3.07	3.5	.96	.28	1.26	
6-30	.77	.04	.81	3.17	1.59	.57	<.28	.72	
AVG	.51	.08	.59	3.0	2.5			1.36	

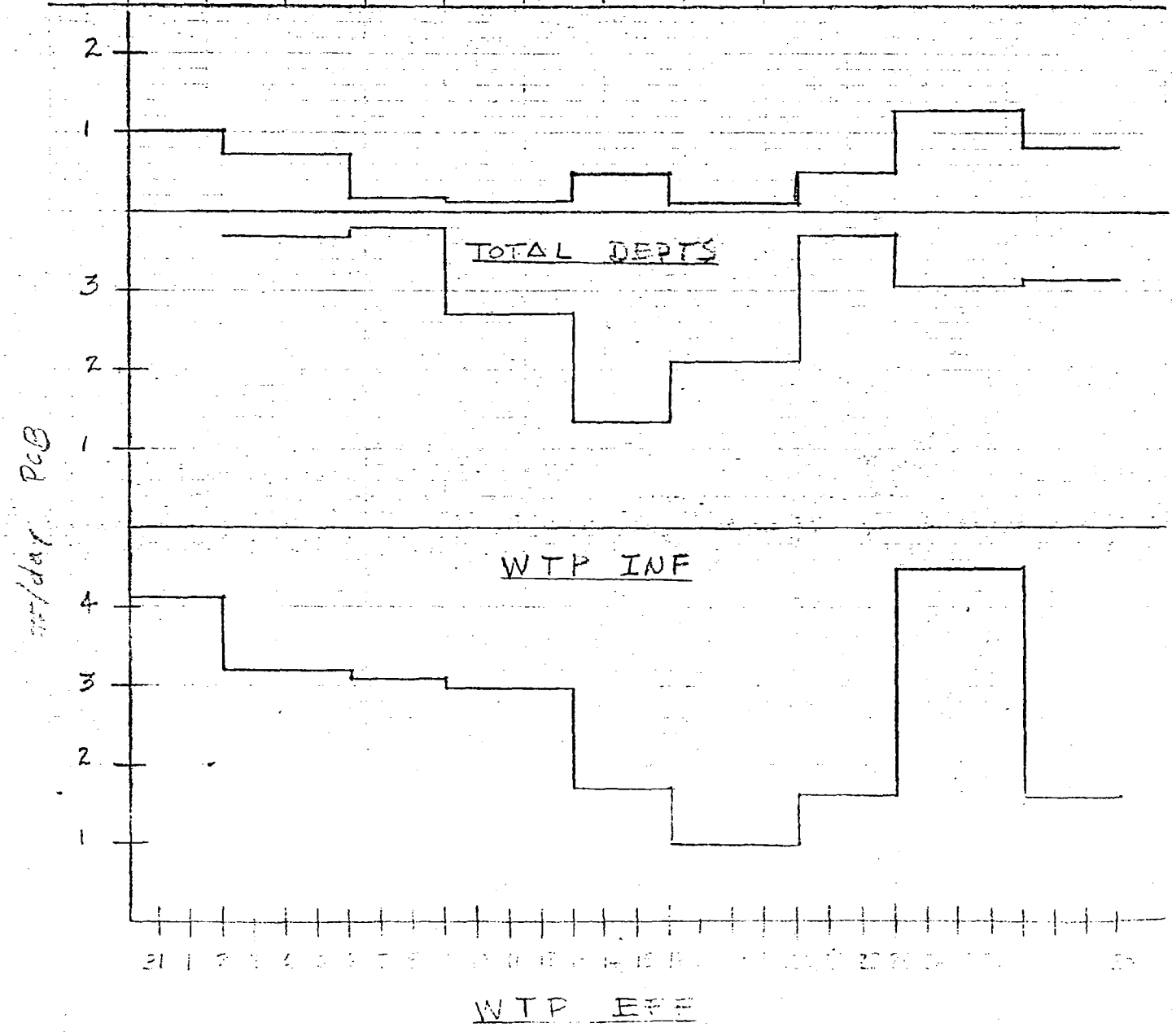

DSW 310937

STLCOPCB4070923

W. ENGMAN

DSW 310938

WGK PLANT

PCB LOSSES - Lbs PER DAY

MAY- 1976

DATE	246	790	TOTAL DEPTS	WTP	2A	2B	PLANT TOTAL	REMARKS
5-5	1.79	.08	1.87	5.43	(61) ②	<.32	(16) ②	⊛ Results recalculated because of flow changes.
⊛ 5-9	1.38	1.09	2.47	6.22	6.17	<.32	6.36	① Av. of two weeks
5-12	1.23	.16	1.39	9.3	1.97	<.32	7.69	② Not taken on Av
5-16	2.62	.25	2.87	2.05	7.06	<.32	6.74	
5-19	2.06	3.04	5.10	8.0	4.2	<.32	7.18	
5-23	.43	2.97	3.40	3.3	4.0	<.32	1.4	
5-26	1.39	2.97	4.36	3.8	1.26	<.32	2.03	
5-30	.60	02.97	3.57	10.2	.60	<.32	1.14	
	1.43	1.69	3.12	6.0	3.6		4.6	

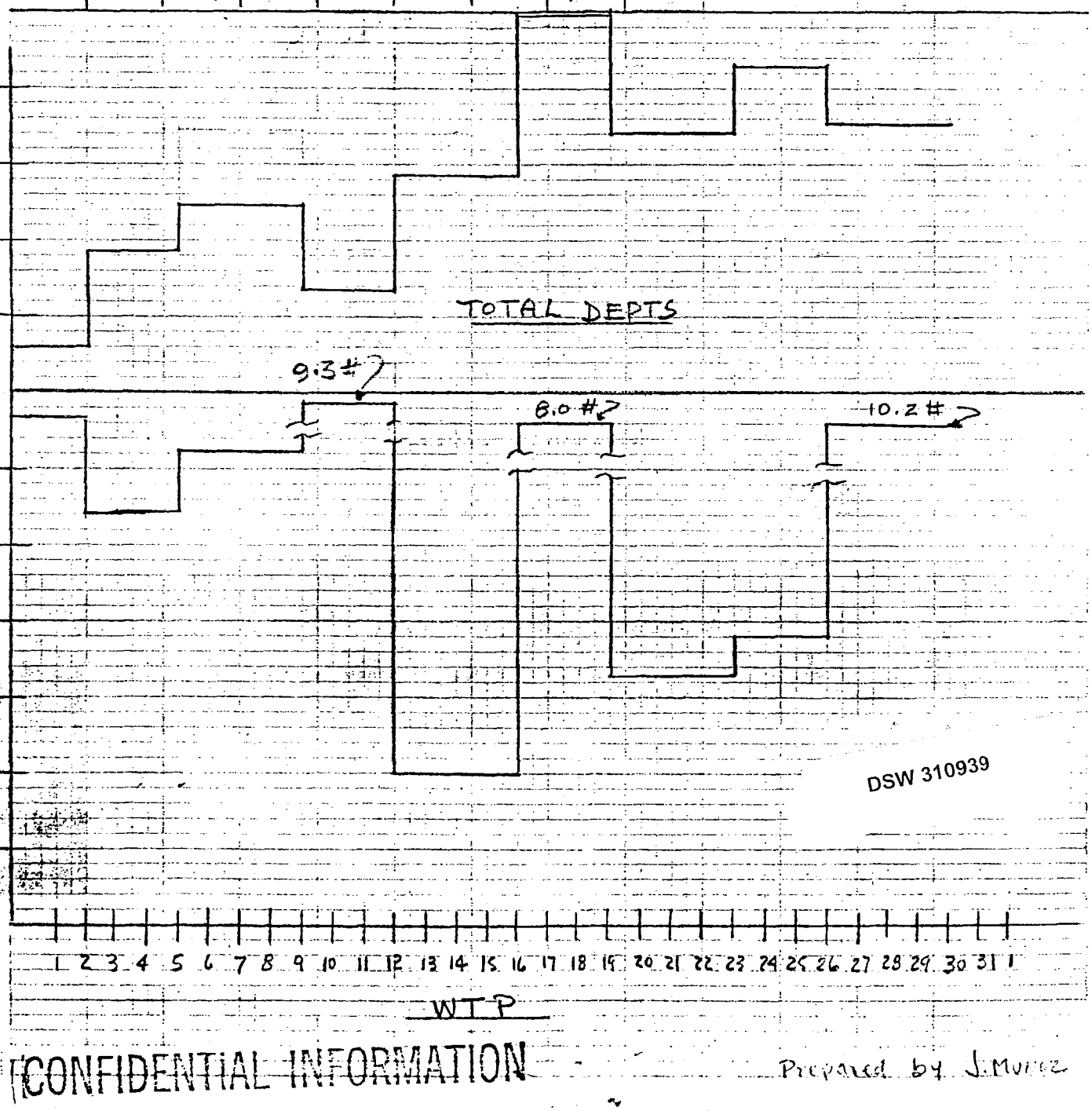

DSW 310939

CONFIDENTIAL INFORMATION

Prepared by J. Munoz

STLCOPCB4070925

W. Engmark

DSW 310940

DEPT. 790

DATE	FLOW GPM	PPm	#/day
5-19	201	1.262	3.04
5-20	203	.278	.67
5-23	149	4.2	7.51
5-26	198	11.158	26.51
5-27	232	.066	.18
5-28	251	.01	.03
5-29	251	3.902	11.75
5-30	251	.01	.03
5-31	234	.017	.05

DSW 310941

PCB LOSSES

	246			2A (Flow 2450)		P.T. (Flow 5300)		WTP			
	Flow	PPm	#	PPm	#	PPm	#	PPm	#	Flow	
3-26								.028	3.5	15	
-4								.083	10.4	15	
5-5	100	1.493	1.79	2.088	61	.251	16	.019	2.4	15	WTP Δv. 5.4#
-6								.07	8.7	15	
5-7								.055	6.9	15	
5-8								.056	4.7	10	
5-9	250	.777	2.33	.21	6.17	.1	6.36	.055	4.6	10	
5-10	[illegible]		1.38					.068	8.5	15	
5-11								.074	9.3	15	
5-12	250	.536	1.76	.067	1.97	.121	7.69	.081	10.1	15	
5-13	1[illegible]		1.23					.029	3.1	12.7	
5-14								.016	1.7	12.7	
5-15								.016	1.7	12.7	
5-16	283	1.777	6.14	.24	7.06	.106	6.74	.016	1.7	12.7	
5-17	1[illegible]		2.62					.067	7.1	12.7	
5-18								.055	5.8	12.7	
5-19	340	1.002	4.9	.143	4.2	.113	7.18	.105	11.1	12.7	
5-20	1[illegible]		3.06					.023	2.4	12.7	
5-21								.041	4.3	12.7	
5-22	(Fill)							.032	3.4	12.7	
5-23	50 (*)	.487	.24	.136	4.0	.022	1.4	.029	3.1	12.7	
-24	87		.43					.038	4.0	12.7	(*) 246 down
5-25								.020	2.5	12.7	
5-26	150	.777	1.39	.043	1.26	.032	2.03	.045	4.8	12.7	
5-27								.050	5.3	12.7	
5-28								.103	10.9	12.7	
5-29								.112	11.9	12.7	
5-30	95	.528	.6	.02	.6	.018	1.14	.120	12.7	12.7	

DSW 310942

STLCOPCB4070928

WGK PLANT — PCB LOSSES - lbs PER DAY — APRIL - 1976

DATE	246	790	TOTAL DEPTS	WTP INF	WTP EFF	2A	2B	PLANT TOTAL
4-4	.67	.04	.71	①	①	1.55	<.32	②20.0
4-7	③.05	.06	.11	①	①	.50	<.32	1.52
4-11	.15	.61	.77	④6.25	5.87	.38	<.32	5.85
4-14	.15	.05	.20	⑤—	—	.82	<.32	2.67
4-18	.18	.07	.25	—	—	.61	<.32	6.36
4-21	.05	.07	.12	<1.25	—	1.38	<.32	3.78
4-25	102.2	.64	102.8	3.2	—	—	<.32	41.0
4-28	1.17	.76	1.93	2.7	—	—	<.32	17.5
5-2	.58	.02	.60	6.7	—	—	<.32	8.6
	11.68	.25	11.94					

AV.

REMARKS

① Cleaning WTP basins. Working on main interceptor. Results not reliable.
② Contaminated by previous high losses
③ Dept. down 4/5
④ Sampler drum contaminated.
⑤ WTP pumping station burned-do
⑥ Spill at 246 (4-23-76)

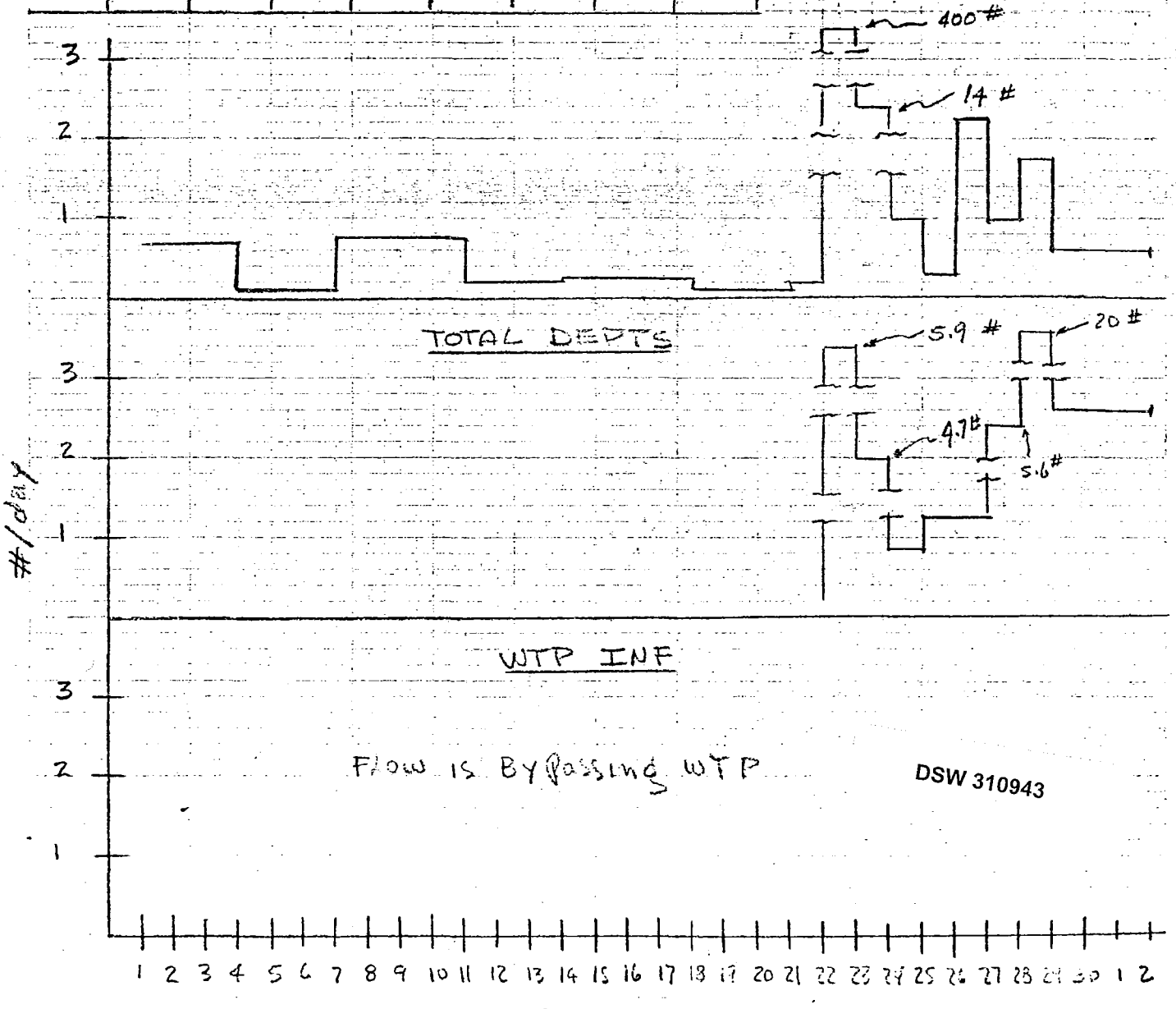

CONFIDENTIAL INFORMATION

Prepared by: Julio Muñoz

STLCOPCB4070929

PCB - LOSSES

(*) New [illegible] sampling at WTP

DATE	246			2A (Flow 2450)		P.T. (Flow 5300)		WTP		
	Flow GPM	PPm	#	PPm	#	PPm	#	PPm	#	Flow
4-23-76	100 Est.	328.4	394	3.26	95	.191	12	.047	5.9	15 MGD
4-24-76	30	38.5	14	26.8	798	1.6	102	.056	4.7	10 MGD
4-25-76	30	2.78	1.0	15.39	452	.748	47.6	.011	.92	10 MGD
4-26-76	30	.860	.3	1.91	56	.451	28.6	<.01	<1.25	15 MGD
4-27-76	100 Est.	1.9	2.28	.747	22	.202	12.8	<.01	<1.25	15 MGD
* 4-28-76	100	.772	.92	7.176	210	.172	11	.045	5.6	15 MGD
4-29-76	100	1.472	1.76	2.098	61	.251	16	.156	20.	15 MGD
5-2-76 (composite 2 days)	100	.488	.58	1.174	34	.136	8.6	.081	6.7	10 MGD

DSW 310944

STLCOPCB4070930

WGK PLANT

PCB LOSSES - Lbs PER DAY

MARCH - 1976

DATE	246	790	TOTAL DEPTS	WTP INF	WTP EFF	2A	2B	PLANT TOTAL	REMARKS
3-3	.23	8.12	8.35	1.87	2.0	1.64	.61	6.80	High losses at incinerator due to a heavy rain which overloaded the sump.
3-7	.07	.03	.10	<1.25	1.37	1.00	<.32	.76	
3-10	.46	.01	.47	2.12	2.63	.62	.55	1.84	
3-14	.41	①.26	.67	<1.25	<1.25	.64	<.32	.76	
3-17	.22	.16	.38	2.0	<1.25	.47	.48	1.97	
3-21	②3.45	.25	3.70	1.5	1.75	.82	.32	1.20	① Incinerator down - Sump Flow only.
3-24	.62	.65	1.27	<1.25	<1.25	.53	.39	5.27	
3-28	.92	.29	1.21	1.25	2.25	.71	<.32	6.36	② Looks Contam[illegible] sumpne. Down [illegible]
3-31	③7.32	.02	7.34	2.25	<1.25	1.76	<.32	23.8	
AV	1.52	1.08	2.60						

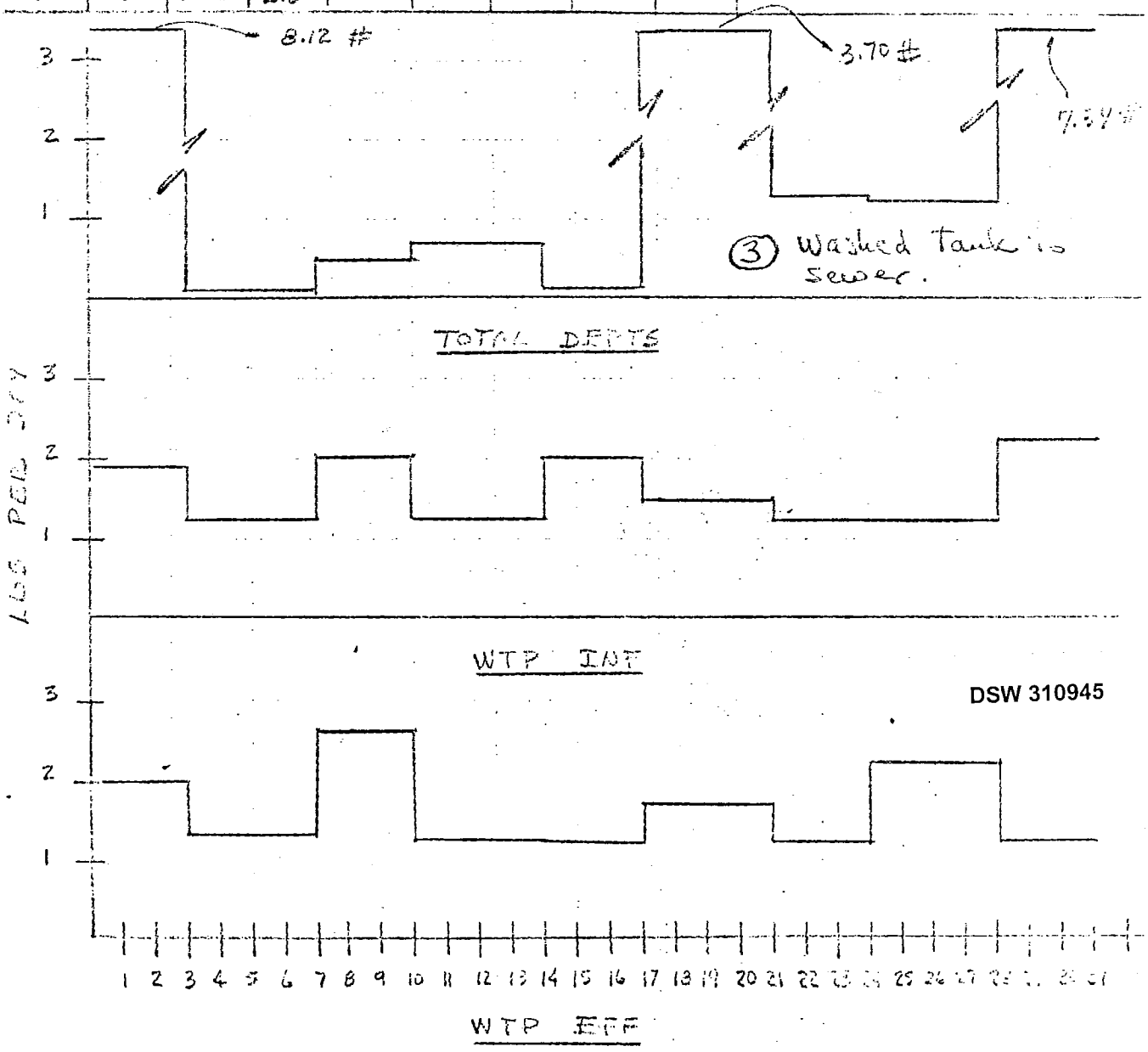

DSW 310945

CONFIDENTIAL INFORMATION

PREPARED BY: Julio Mo[illegible]

STLCOPCB4070931

W. ENGMAN

DSW 310946

WGR PLANT

PCB LOSSES - LBS PER DAY

FEB-1976

DATE	246	790	TOTAL DEPTS	WTP INF	WTP EFF	2A	2B	PLANT TOTAL	REMARKS
2-4	.06	.53	.59	<1.25	<1.25	.88	<.32	—	
2-8	.03	.17	.20	<1.25	<1.25	<.29	<.32	—	
2-11	.11	.07	.18	<1.25	<1.25	.47	<.32	.70	
2-15	.83	.02	.85	<1.25	<1.25	.41	<.32	.63	
2-18	.74	.04	.78	2.75	<1.25	.85	<.32	1.02	
2-22	.10	.03	.13	2.0	2.12	.73	<.32	1.27	
2-25	.18	.02	.20	<1.25	1.25	.79	.32	<.63	
2-29	.21	.04	.25	<1.25	<1.25	1.11	<.32	.95	
AV	.28	.11	.39						

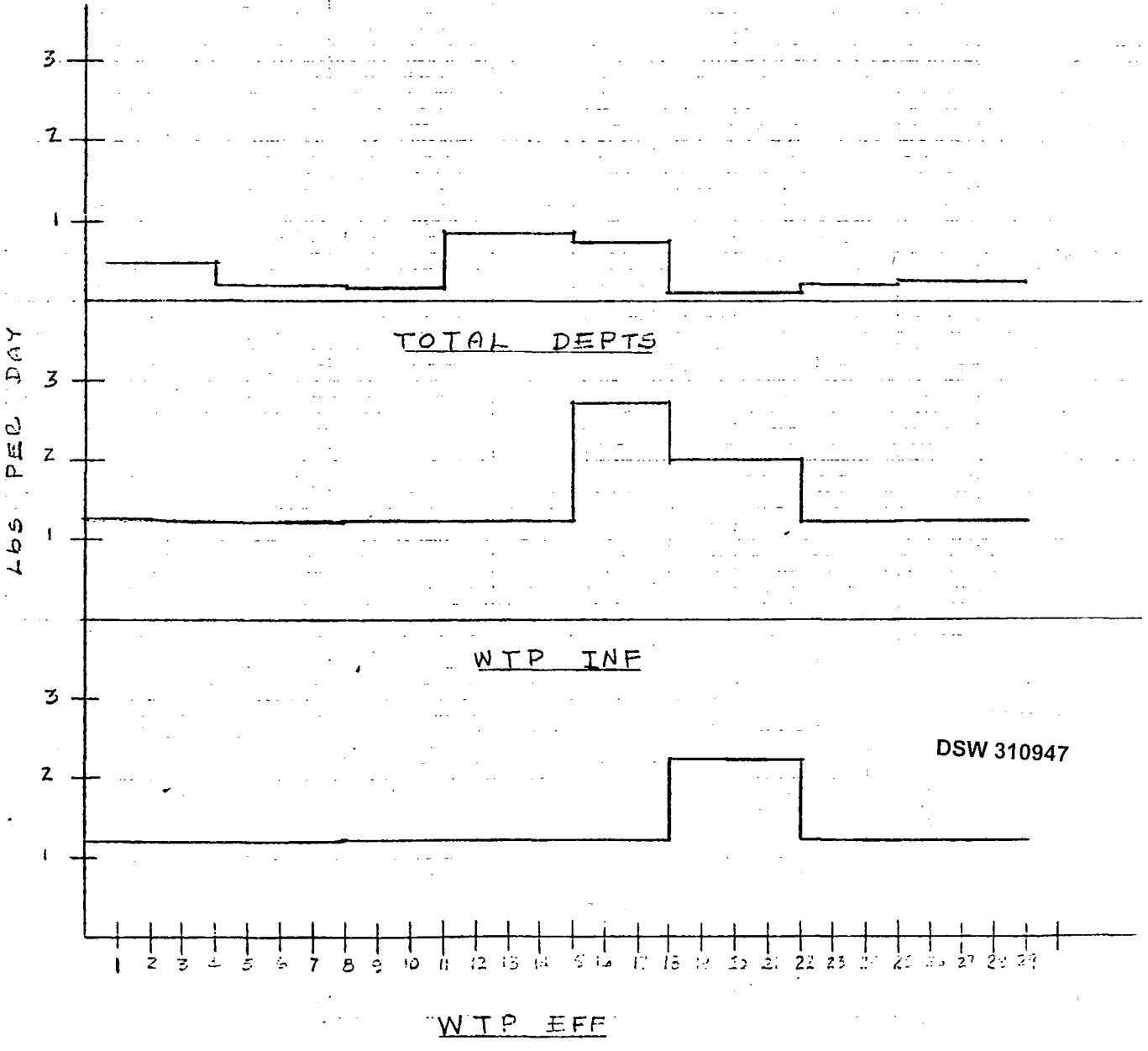

DSW 310947

CONFIDENTIAL INFORMATION

PREPARED BY: Julio [illegible]

STLCOPCB4070933

W. ENGMAN

DSW 310948

WGK PLANT

PCB - LOSSES - LBS PER DAY

JAN. 1976

DATE	246	790	TOTAL DEPTS	WTP INF	WTP EFF	2A	2B	PLANT TOTAL	REMARKS
1-4	.26	.52	.78	<1.25	<1.25	.85	<.32	2.28	
1-7	.76	.10	.86	<1.25	2.12	2.2	<.32	2.16	① Off-gas high lime wash, dropped to Incinerator sump.
1-11	.17	.08	.25	<1.25	1.50	.32	<.32	1.71	
1-14	.77	①1.35	2.12	<1.25	1.50	1.79	<.32	1.65	
1-18	.86	.22	1.08	<1.25	1.25	.29	<.32	2.16	
1-21	1.27	.87	2.14	<1.25	<1.25	.79	<.32	1.40	
1-25	.98	.11	1.09	1.75	2.87	<.29	<.32	5.15	② Rip-Track PCB wash water tank car dumped to 790 Sump
1-28	.47	.10	.57	<1.25	<1.25	.53	<.32	—	
2-1	.22	5.77	②5.99	<1.25	1.87	.91	<.32	7.69	
AV	.64	1.01	1.65						

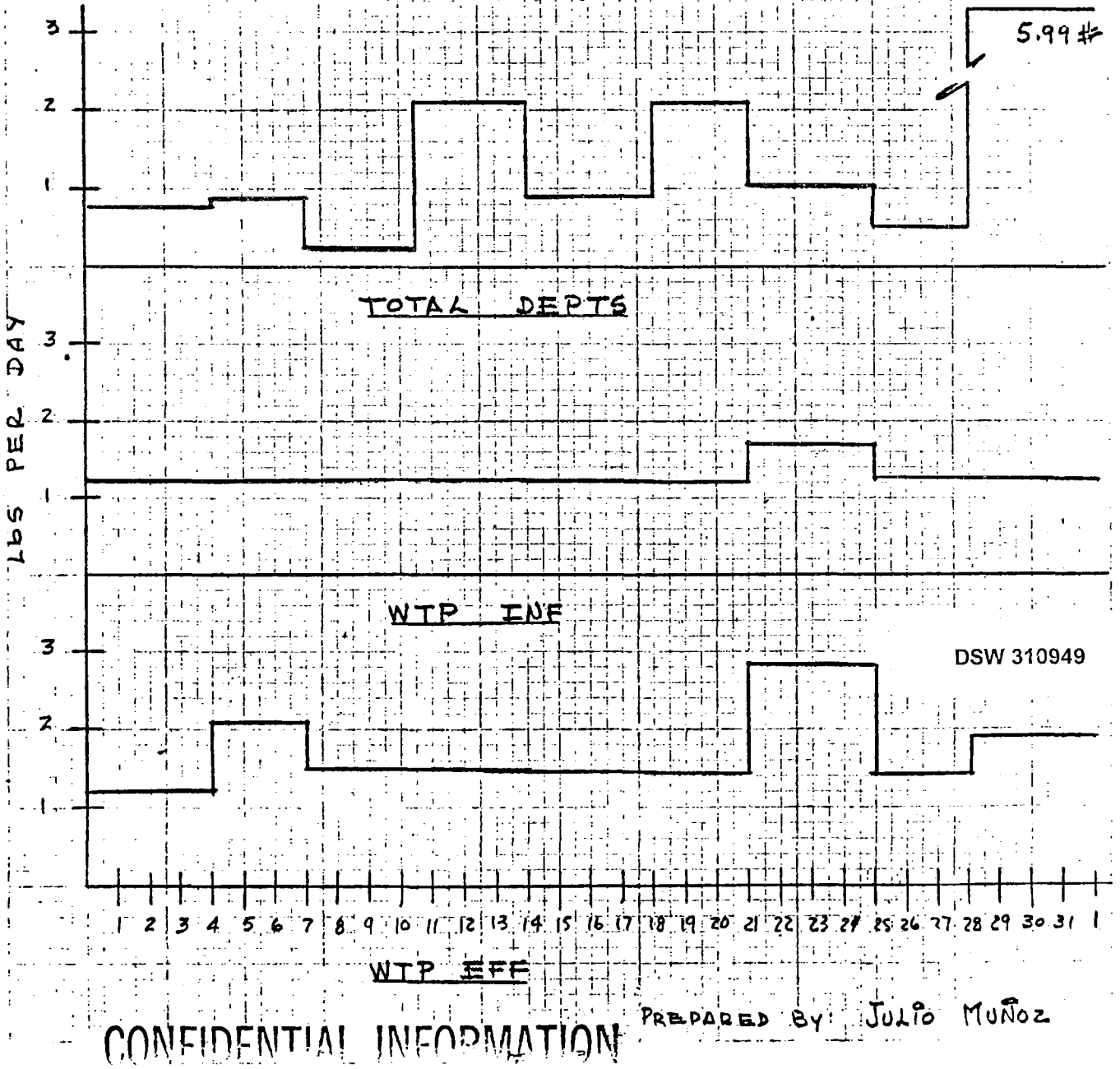

CONFIDENTIAL INFORMATION

PREPARED BY: JULIO MUÑOZ

STLCOPCB4070935

W. ENGMAN

DSW 310950

WGK PLANT **PCB LOSSES - LBS PER DAY** DEC. 1975

DATE	246	T90	TOTAL DEPTS	WTP INF	WTP EFF	2A	2B	PLANT TOTAL	REMARKS
12-3	.41	00①	.41	2.15	1.37	<.29	.48	1.9	① Incinerator down
12-7	.66	.08	.74	<1.25	1.62	.76	<.32	1.2	
12-10	.63	.06	.69	2.12	<1.25	.97	<.32	1.78	
12-14	.95	.06	1.01	1.37	1.25	.79	<.32	8.71	
12-17	2.84	.09	2.93	<1.25	1.50	1.85	.51	1.71	
12-21	.31	.02	.33	<1.25	<1.25	.44	<.32	.63	
12-25	.14	.71	.85	<1.25	<1.25	.67	<.32	1.59	
12-28	.08	.20	.28	<1.25	<1.25	<.29	<.32	.76	
12-31	.50	1.29	1.79	<1.25	1.50	.76	<.32	3.12	
	.72	.31	1.03						

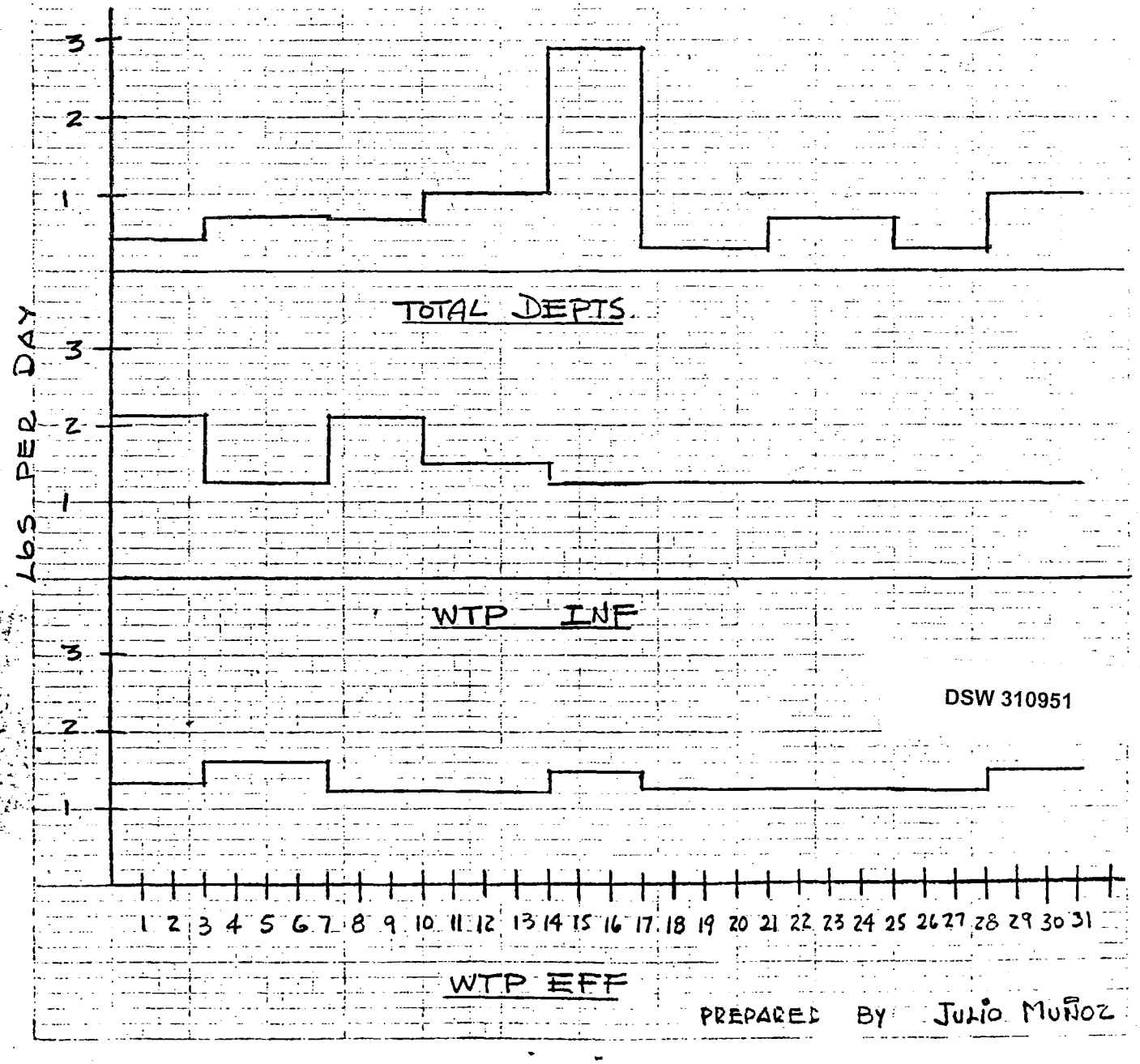

DSW 310951

PREPARED BY JULIO MUÑOZ

STLCOPCB4070937

W. Engman

DSW 310952

WGK PLANT — PCB LOSSES - Lbs PER DAY — NOV. 1975

DATE	246	790	TOTAL DEPTS	WTP INF	WTP EFF	2A	2B	PLANT TOTAL	UNK-NOWN	REMARKS
11-5	.02	.14	.16	2.37	1.50	<1.29	<1.32	<1.63	2.13	Incinerator Shutdown 11-27
11-9	.04	.29	.33	<1.25	<1.25	.55	<1.32	1.78	—	
11-12	.30	.04	.34	<1.25	<1.25	1.35	<1.32	.63	—	
11-16	.66	.02	.68	<1.25	2.12	.35	<1.32	14.69	—	Incinerator AV 27 days only
11-19	1.69	.23	1.92	<1.25	1.40	1.17	6.61	1.40	—	
11-23	.48	.20	.68	<1.25	1.62	.73	1.87	1.27	—	
11-27	.38	.15	.53	5.00	1.25	1.35	1.27	1.33	—	
11-30	.19	0	.19	<1.25	<1.25	.32	.68	1.02	—	
AV	.47	.15	.62							

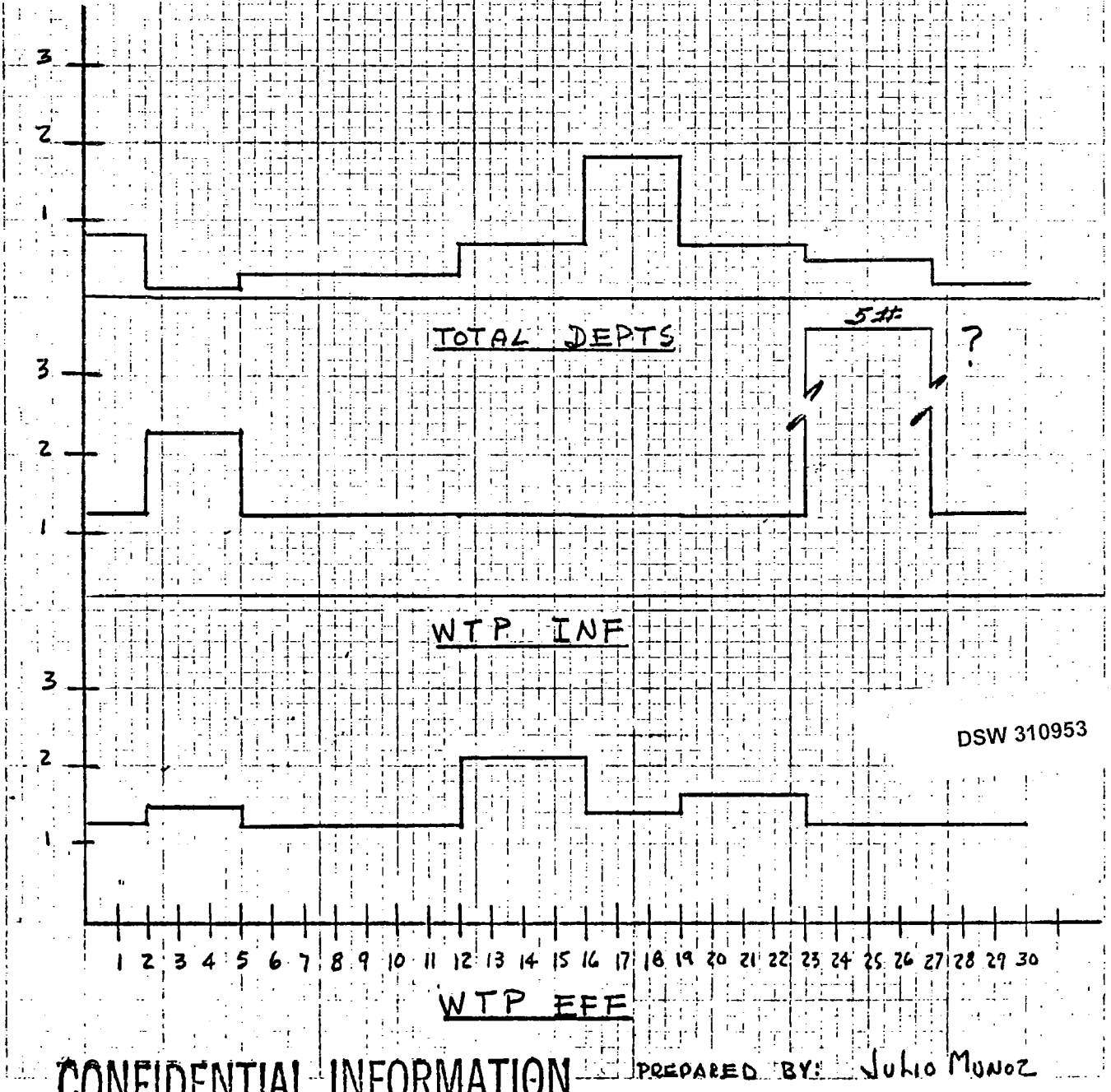

CONFIDENTIAL INFORMATION

PREPARED BY: Julio Munoz

STLCOPCB4070939

W. Engman

DSW 310954

CONFIDENTIAL INFORMATION

W6L PLANT — PCB LOSSES - LBS PER DAY — OCT 1975

DATE	246	790	TOTAL DEPTS	WTP INF	WTP EFF	2A	2B	PLANT TOTAL	UNK-NOWN	REMARKS
10-5	.85	.03	.88	<1.25	1.50	1.17	<.32	<.63	<.37	
10-8	1.10	.05	1.15	<1.25	<1.25	.62	—	<.63	<.10	Incinerator down
10-12	1.83	.13	1.96	<1.25	<1.25	.79	<.32	3.18	—	(10-14 to 10-20)
10-15	2.57	.42	2.99	<1.25	<1.25	—	1.06	6.55	—	
10-19	1.42	.14	1.56	<1.25	1.37	.50	—	2.22	—	
10-22	1.24	.05	1.29	3.75	2.75	1.52	.55	2.28	2.46	
10-26	1.42	.11	1.53	<1.25	<1.25	.59	2.07	1.02	—	
10-29	.39	.44	.83	1.25	1.87	<.29	.55	2.22	.42	
11-2	.39	.42	.81	<1.25	<1.25	<.29	<.32	<.63	—	
AV	1.24	.20	1.44							

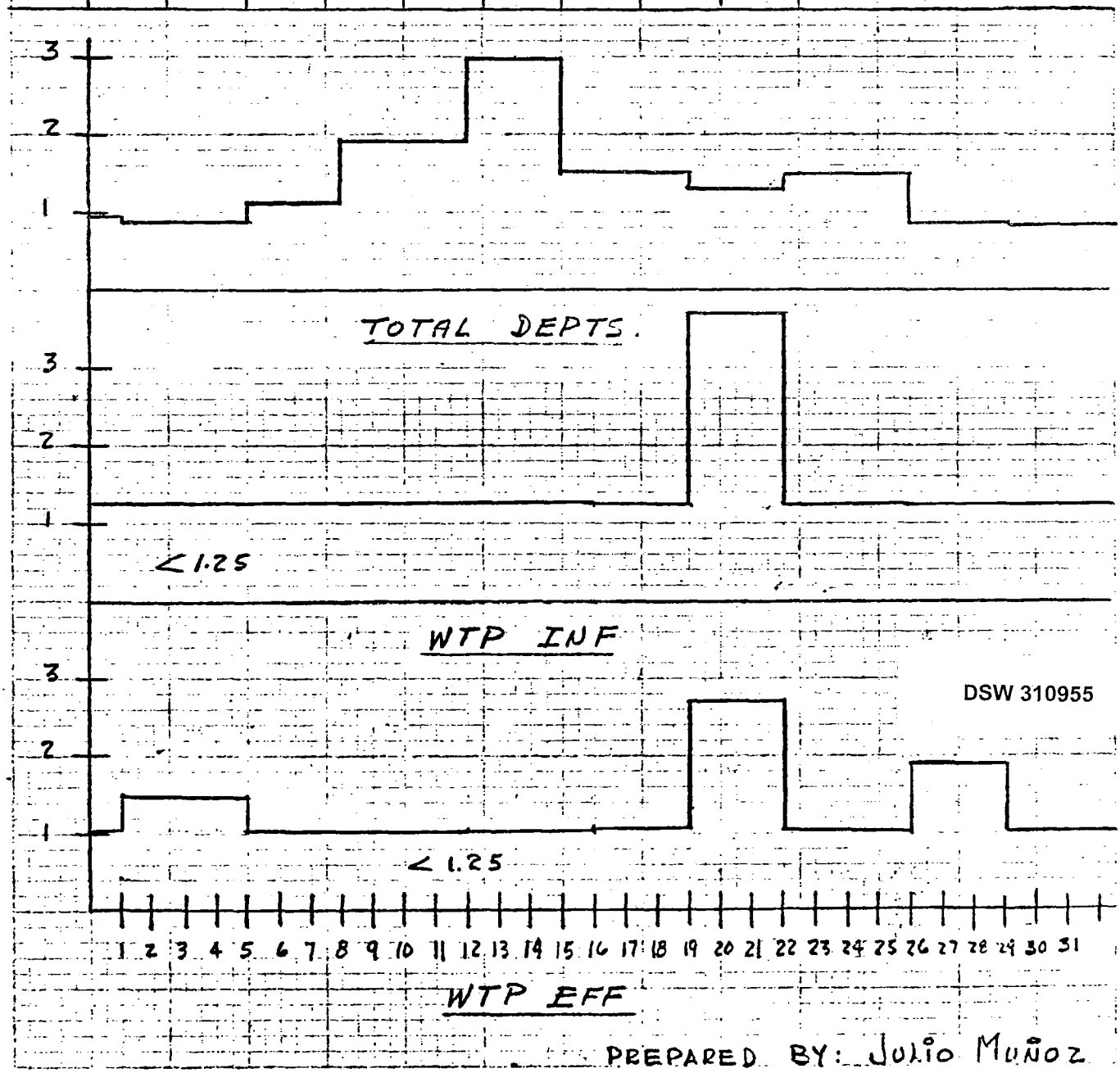

DSW 310955

PREPARED BY: Julio Muñoz

STLCOPCB4070941

W. ENGMAN

DSW 310956

CONFIDENTIAL INFORMATION

WGK PLANT PCB LOSSES - Lbs PER DAY Sept. 1975

DATE	246	790	TOTAL DEPTS	WTP INF	WTP EFF	2A	2B	PLANT TOTAL	UNK-NOWN	REMARKS
9-3	.12	.16	.28	<1.25	<1.25	.38	.48	<.64	<.95	
9-7	.29	.22	.50	<1.25	<1.25	.29	.32	.89	<.75	
9-10	~~32.19~~	.21	32.4	3.0	2.87	14.93	.32	9.03	—	
9-14	1.11	.67	1.78	<1.25	2.75	.59	<.32	6.42	—	
9-17	.41	.17	.58	<1.25	2.00	.59	<.32	1.00	<.67	
9-21	1.25	.03	1.28	<1.25	<1.25	.64	<.32	.64	—	
9-24	.81	.28	1.09	<1.25	<1.25	1.26	.84	2.92	.16	
~~9-28~~	3.59	.02	3.61	<1.25	<1.25	.91	.35	5.60	—	
10-1	.70	.28	.98	<1.25	<1.25	1.20	.93	2.00	.27	
AV	4.50	.22	4.72							

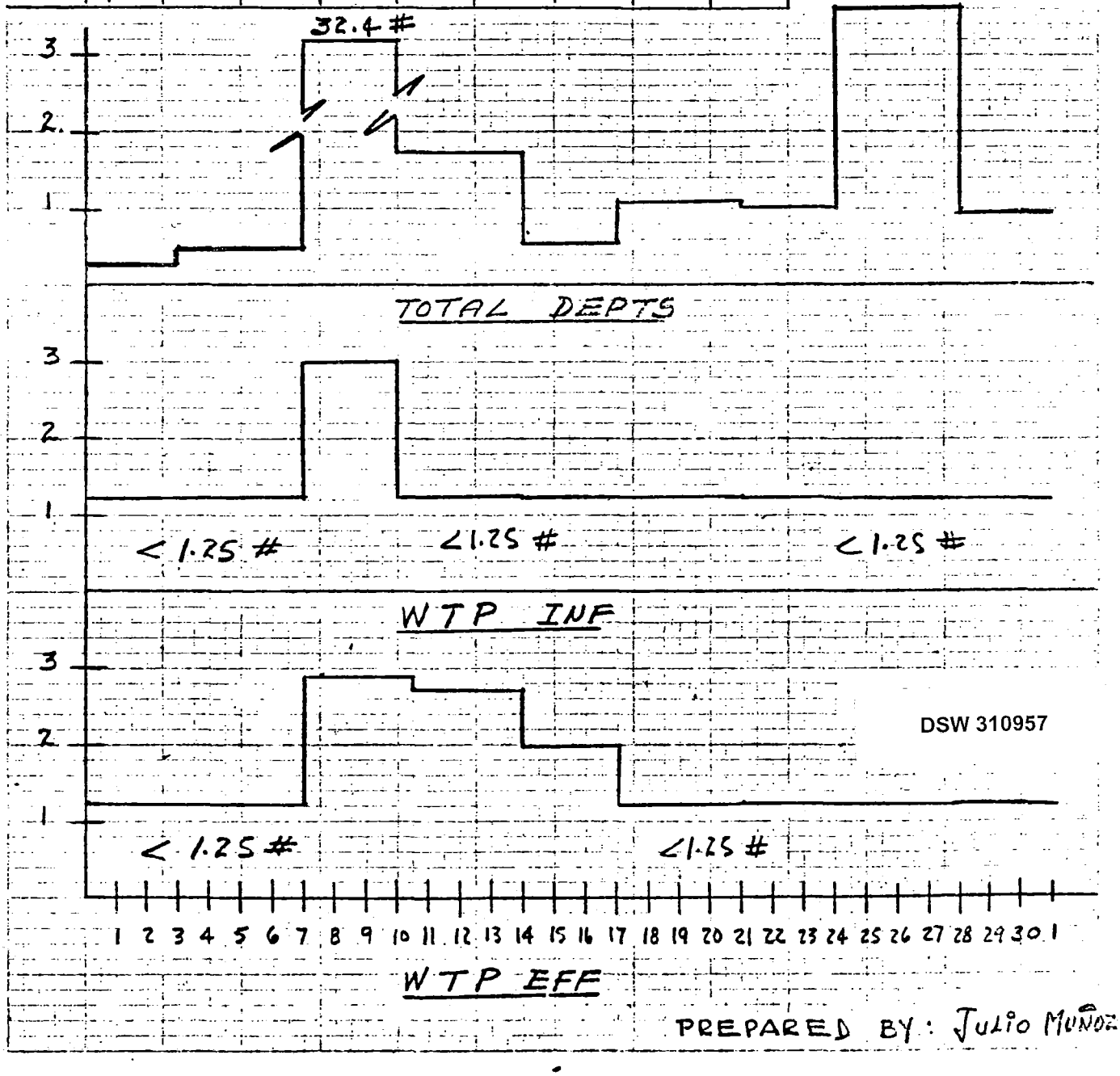

PREPARED BY: Julio Muñoz

W. ENGMAN

DSW 310958

COMPANY CONFIDENTIAL

W. ENGMAN

WGL PLANT — PCB LOSSES - LBS PER DAY — AUGUST-1975

DATE	246	790	TOTAL DEPTS	WTP INF	WTP EFF	2A	2B	PLANT TOTAL *	UNK-NOWN	REMARKS
8-3	.18	.17	.35	1.25	1.25	.56	1.00	4.10	.90	* PLANT TOTAL - IS A F.F. Sampler AT THE NEW FLUME AT ROUTE 3.
8-6	.24	.45	.69	1.25	1.25	.62	2.67	2.59	.56	
8-10	.16	.13	.29	1.25	1.25	.29	.45	1.84	.96	
8-13	.37	.79	1.16	1.25	1.25	.62	1.41	1.98	.09	
8-17	.22	.13	.35	1.25	1.25	2.52	10.34	14.36	.90	
8-20	.13	.53	.66	1.25	1.25	9.37	.98	2.19	.59	① Estimated
8-24	.06	①.50	.56	1.25	1.25	.70	.60	1.53	.69	Incinerator down at 10:30 p.m. 8-21-75
8-27	.20	.03	.23	1.25	1.25	.88	.32	1.14	1.02	
8-31	.80	.02	.82	1.25	1.25	.41	.32	2.92	.43	
AV.	.26	.30	.56	1.25	1.25					

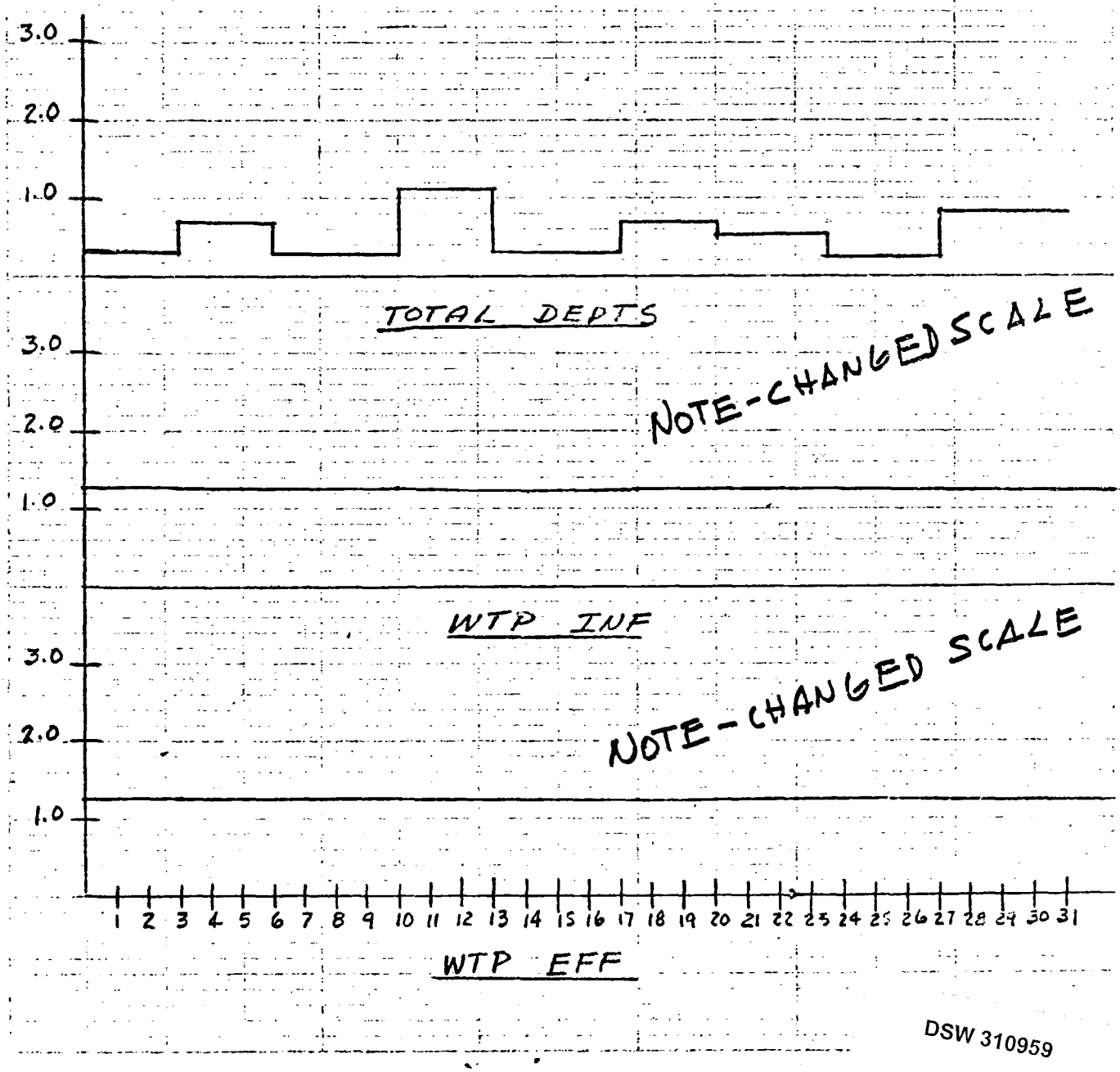

DSW 310959

W. ENGMAN

DSW 310960

COMPANY CONFIDENTIAL

WGK PLANT — PCB LOSSES - LBS PER DAY — JULY-1975

DATE	246	790	TOTAL DEPTS	WTP INF	WTP EFF	2A	2B	3E	UNK-NOWN	REMARKS
7-2	1.13	.22	1.35	1.25	1.25	.71	.37	.32	—	
7-6	1.93	.94	2.87	.83	1.00	1.17	.37	.32	—	
7-9	1.04	.53	1.57	1.25	1.25	1.35	.37	1.00	—	
7-13	15.56	.15	15.71	.83	.83	1.94	.81	1.49	—	
7-16	.03	.63	.66	1.25	1.37	.29	1.86	.32	.59	
7-20	.36	.86	1.22	1.00	1.00	.29	.82	.32	—	
7-23	.40	.20	.60	1.25	1.50	.59	1.08	.58	.65	
7-27	.82	.11	.93	.83	.83	.56	.52	—	—	
7-30	1.19	.15	1.34	1.25	2.25			—	—	
AV	2.50	.42	2.92	1.08	1.25					

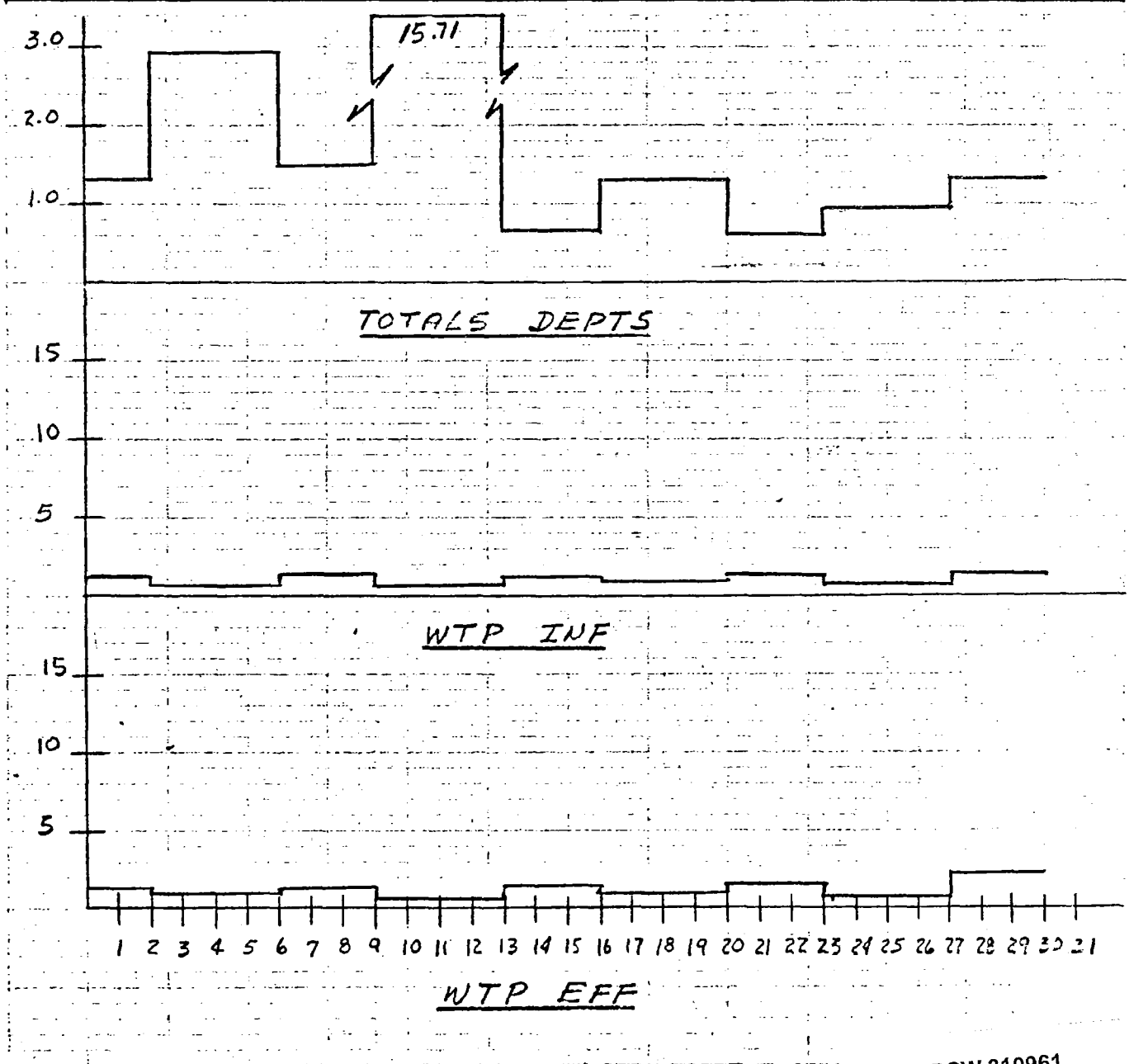

DSW 310961

W. ENLMAN

DSW 310962

WGK PLANT — PCB LOSSES - LBS PER DAY — JUNE - 1975

DATE	246	790	TOTAL DEPTS	WTP INF	WTP EFF	2A	2B	3E	UNK-NOWN	REMARKS
6-4	.45	3.40	3.85	4.50	3.00	.97	2.00	.42	.64	* WTP flume down
6-8	.15	.05	.20	—*	—	3.29	1.19	.65	—	
6-11	.45	—	.45	1.16	1.16	3.26	.89	3.79	—	
6-15	.07	.15	.22	1.16	1.16	.29	.37	.32	—	246 was down
6-18	.04	1.75	1.79	1.29	1.29	.53	.93	.45	—	
6-22	.03	.53	.56	.87	.87	.85	2.12	.32	.34	the last 2 weeks
6-25	.17	—	.17	1.25	1.25	1.82	1.04	.32	1.08	of June
6-29	.01	.32	.33	.83	.92	2.88	.71	.55	.51	
AV	.17		.95							

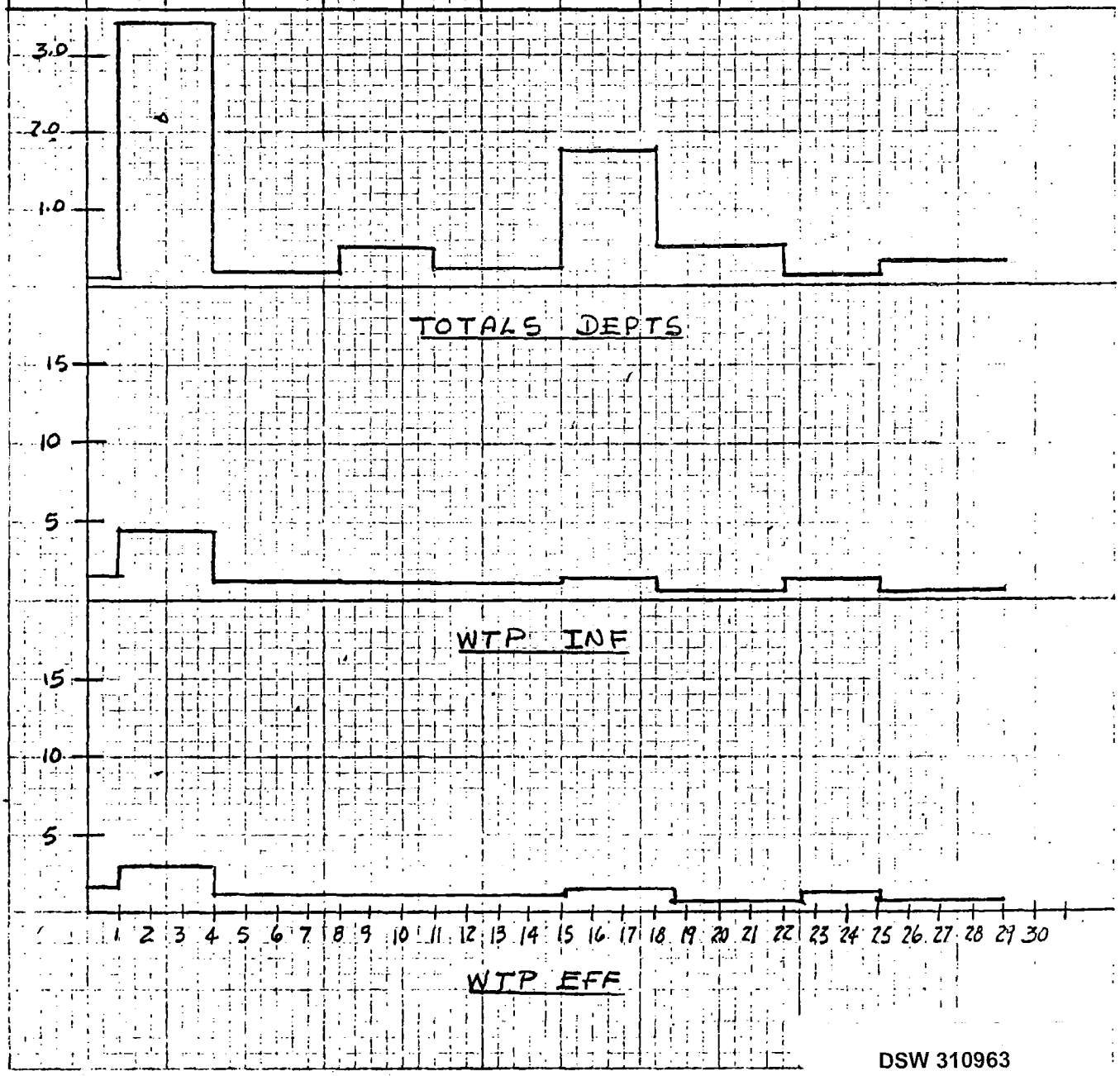

DSW 310963

W. ENGMAN

DSW 310964

COMPANY CONFIDENTIAL

W&K PLANT — **PCB LOSSES - LBS PER DAY** — MAY. 1975

DATE	246	790	TOTAL DEPTS	WTP INF	WTP EFF	2A	3E	2A+2B	UNKNOWN	2B	REMARKS
5-4	.28	.05	.33	1.74	.87	—	.36	1.50	1.41	—	* Incinerator down
5-7	.28	.01	.29	2.48	2.25	.85	.32	3.15	2.19	—	
5-11	.89	.31	1.20	2.37	1.35	1.62	.32	1.77	1.17	—	① WTP down
5-14	.76	—*	.76	4.17	3.75	1.91	—	—	3.41	1.16	
5-18	.36	.01	.37	1.86	1.24	.97	—	—	1.49	.78	Incinerator started 5/20
5-21	.14	.11	.25	9.76	2.44	1.70	5.18	—	9.51	1.12	
5-25	.16	.02	.18	2.84	1.93	.76	—	—	2.66	6.32	
5-28	.03	—*	.03	—①	—①	.82	—	—	—	3.23	
6-1	.05	.04	.09	1.64	1.88	.88	1.32	—	1.55	1.00	
AV	.32	.08	.40	3.35	1.96						

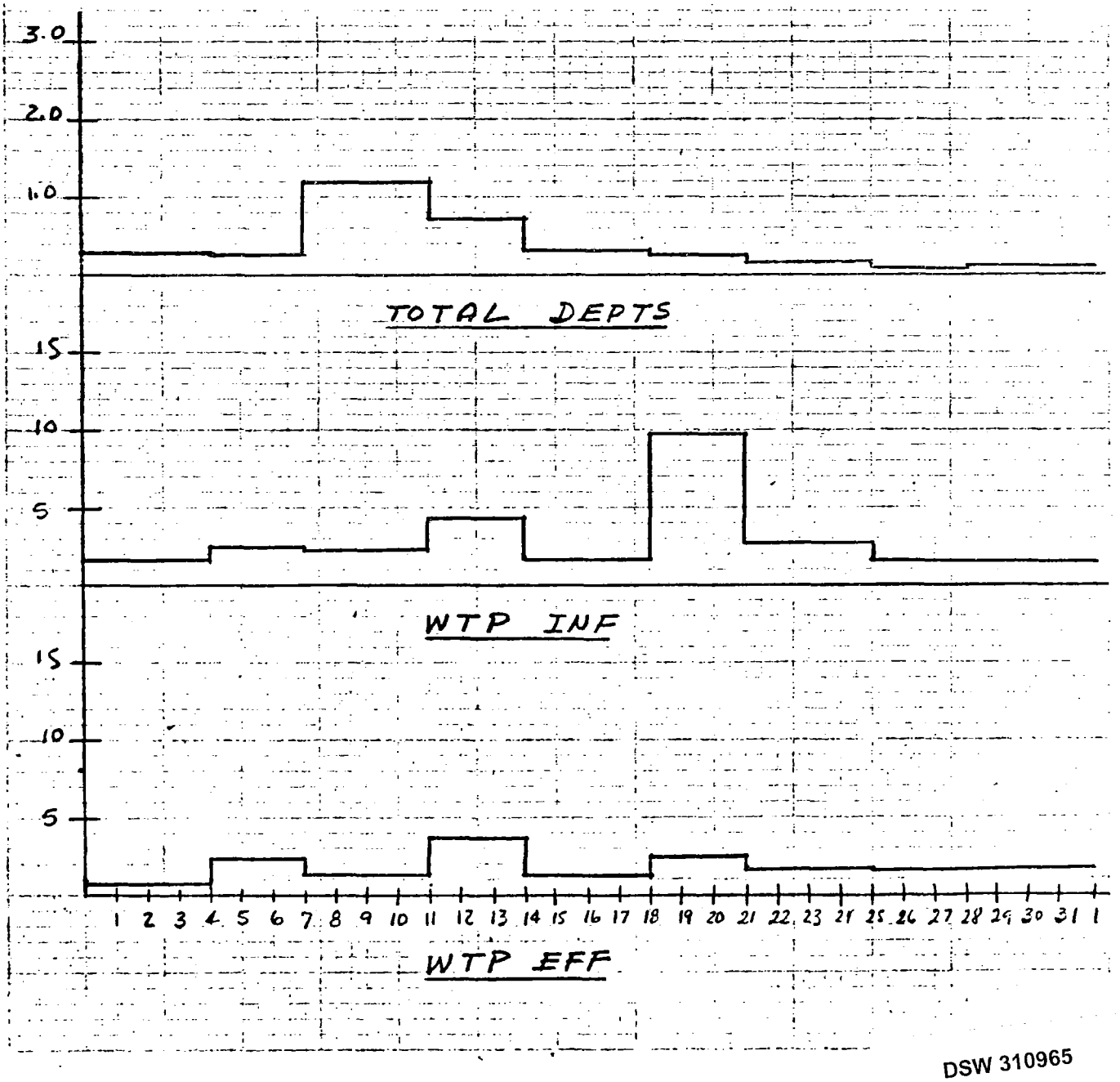

DSW 310965

W. ENGMAN

DSW 310966

COMPANY CONFIDENTIAL

(2) ENCMAN

WGK PLANT

PCB LOSSES - Lbs PER DAY

APRIL-1975

DATE	246	790	TOTAL DEPTS	WTP INF	WTP EFF	2A	2B	3E	UNK-NOWN	2A+2B	REMARKS
4-2	.68	.01	.69	1.37	1.37	1.23	.82	1.23	.68		① combined FLOW
4-6	.09	.01	.10	1.98	1.45	.32	.41	.81	1.88		
4-9	.14	.02	.16	4.63	1.90	.73	1.19	1.97	4.49	①	Incinerator
4-13	.10	.60	.70	1.86	4.46	—	.93	.61	1.16	5.95	started (4-11)
4-16	.69	.08	.77	22.67	4.90	—	6.91	.25	22.0	2.25	
4-20	.28	② .82	1.10	1.38	1.94	—	.85	.97	.28	4.17	15 & 16 sparged sewers
4-23	.76	.94	1.70	4.69	1.88	—	1.15	1.87	2.99	4.45	
4-27	.34	.25	.59	5.06	2.99	—	.37	1.71	4.47	1.71	② New sampler at Incinerator
4-30	.58	.05	.63	3.64	2.82	—	1.19	.65	3.00	1.71	
AV	.41	.31	.72	5.25	2.63		1.53	1.12	4.55	3.37	

→ TOTAL PLANT

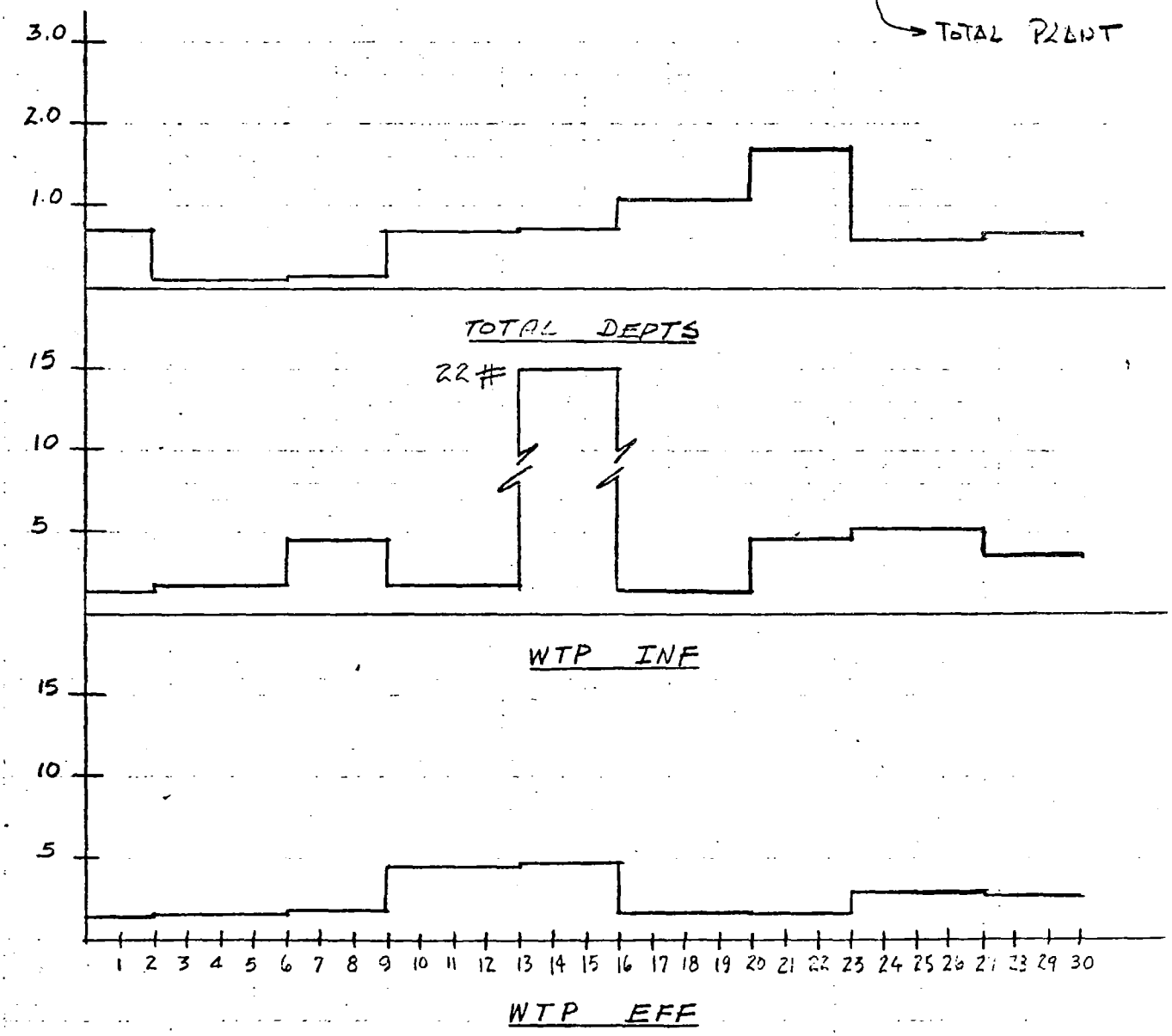

DSW 310967

STLCOPCB4070953

COMPANY CONFIDENTIAL

WGK PLANT

PCB LOSSES - Lbs PER DAY

MARCH-1975

DATE	246	831	TOTAL DEPTS	WTP INF	WTP EFF	2A	2B	3E	UNK-NOWN	REMARKS
3-5	.65	.07	.72	1.95	1.30	.65	.078	2.00	1.23	
3-9	.62	.09	.71	1.99	1.04	.22	1.30	.36	1.28	
3-12	.80	.41	1.21	5.48	2.49	.89	2.05	6.93	4.27	
3-16	.53	.03	.56	5.63	3.23	1.25	.78	.39	5.07	
3-19	.42	.15	.57	4.56	1.56	.35	.67	.58	4.00	
3-23	.19	.08	.27	1.30	1.30	.94	1.30	1.62	1.03	
3-26	.49	.02	.51	1.66	1.18	1.32	.67	.32	1.15	
3-30	.13	.05	.18	2.88	1.25	.29	.37	.61	2.70	
AV.	.48	.11	.59	3.18	1.67	.61	1.00	1.60	2.59	

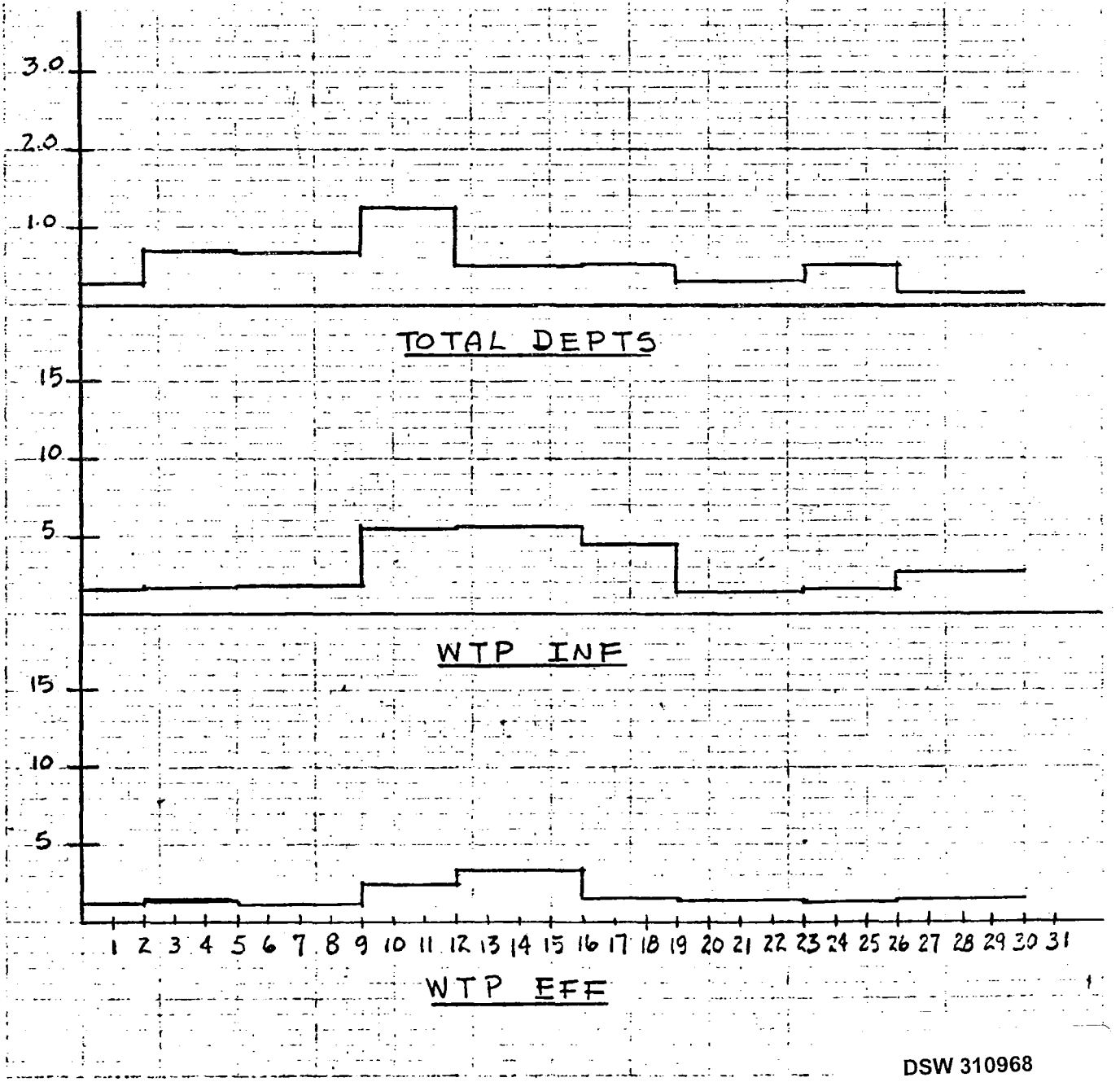

DSW 310968

W. Eigman

DSW 310969

COMPANY CONFIDENTIAL

PCB Losses - Lbs Per Day

FEBRUARY-1975

DATE	246	831	TOTAL DEPTS	WTP INF	WTP EFF	2A	2B	3E	UNK-NOWN	REMARKS
2-5	.29	.01	.30	2.87	2.32	.97	.48	2.62	2.57	
2-9	.34	.03	.37	2.45	1.29	.68	.37	.45	2.08	Incinerator started 1-6-75
2-12	1.06	.04	1.10	3.49	3.22	.85	.37	1.55	2.39	
2-16	.19	.05	.24	3.20	1.53	1.23	.93	1.00	2.96	
2-19	.95	.08	1.03	2.75	1.98	1.26	.63	.65	1.72	
2-23	.65	.07	.72	1.95	2.27	.29	.37	.32	1.23	
2-26	.41	.07	.48	4.20	1.96	.58	.37	.74	3.72	
3-2	.28	.04	.32	1.91	1.17	.55	2.31	1.52	1.59	
AV	.52	.05	.57	2.85	1.97	.80	.73	1.10	2.28	

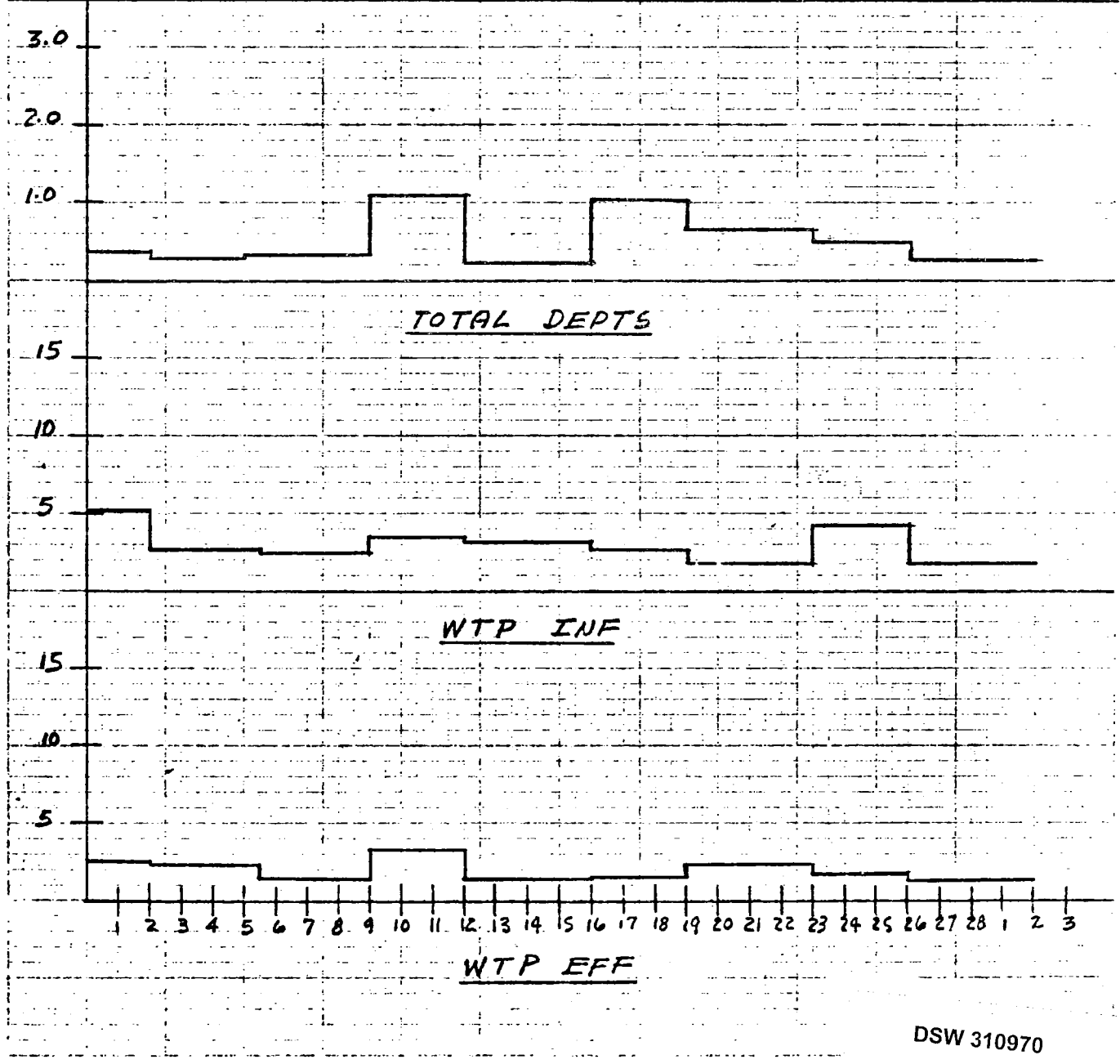

DSW 310970

W. FACMAN

DSW 310971

COMPANY CONFIDENTIAL

WGK Plant — PCB LOSSES - Lbs PER DAY — JANUARY 1975

DATE	246	831	TOTAL DEPTS	WTP INF	WTP EFF	2A	2B	3E	UNK-NOWN	REMARKS
1-5	.21	.03	.24	4.92	2.52	.68	1.82	—	4.68	
1-8	.30	.12	.42	5.87	2.63	1.11	2.30	2.17	5.45	
1-12	.58	.15	.73	6.85	7.68	1.32	.52	9.78	6.12	
1-15	.34	.04	.38	3.50	4.10	2.79	.37	1.56	3.12	
1-19	.22	.03	.25	2.65	1.87	.68	.37	1.17	2.40	UNKNOWN = T.DEPTS - WTP INF
1-22	.37	.03	.40	2.99	2.07	.59	.63	1.36	2.59	
1-26	*.30	.04	.34	2.62	1.41	.50	.37	.94	2.28	* Estimated
1-29	.49	.02①	.51	1.77	3.79	.91	.37	4.34	1.26	① Incinerator down
2-2	.38	.01①	.39	5.23	2.54	.38	.37		4.84	
AV.	.35	.05	.40	4.04	3.18	1.00	.79		3.64	

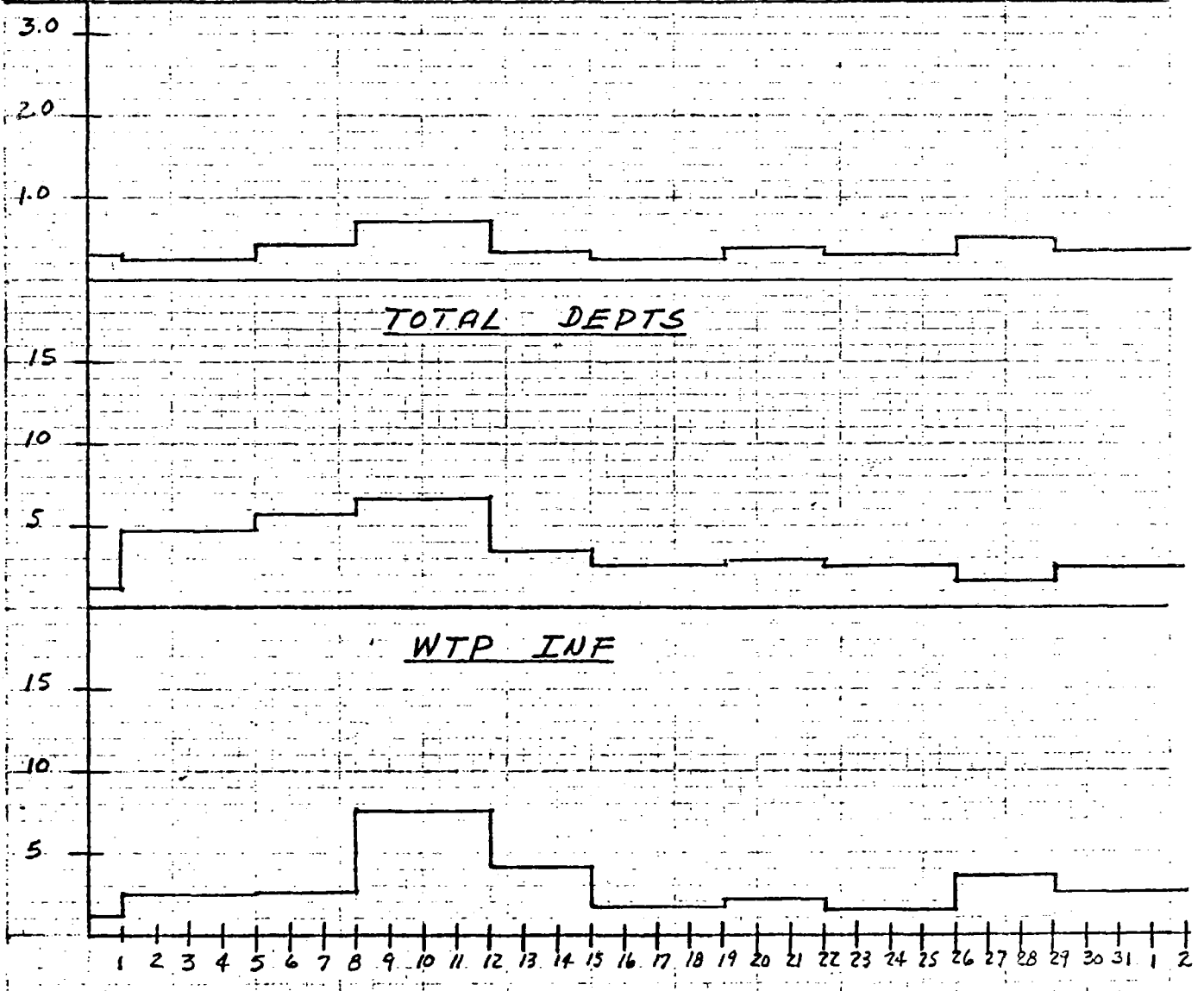

DSW 310972

PCB LOSSES - LBS PER DAY

DEC. 1974

DATE	246	831	TOTAL DEPTS	WTP INF	WTP EFF	2A	1B	3E	UNK-NOWN	
12-4	.13	.18	.31	1.20	1.20	.94	5.35	1.88	.89	
12-8	.12	.09	.21	1.17	1.07	.68	.99	2.01	.96	UNKNOWN = WTP
12-11	.04	.03	.07	4.90	2.88	1.47	.91	2.78	4.83	INF - TOTAL DEPTS
12-15	.21	.03	.24	1.84	1.15	.82	1.26	—	1.60	
12-18	.08	.02	.10	.35	.30	1.70	2.53	—	.25	
12-22	1.06	.03	1.09	4.40	2.08	.38	.82	2.23	3.31	
12-25	.68	.06	.74	4.45	1.18	.58	1.56	1.46	3.71	
12-29	.55	.02	.57	2.26	1.13	.59	1.56	—	1.69	
1-1	.32	.01	.33	1.15	1.50	.68	1.64	4.05	.82	

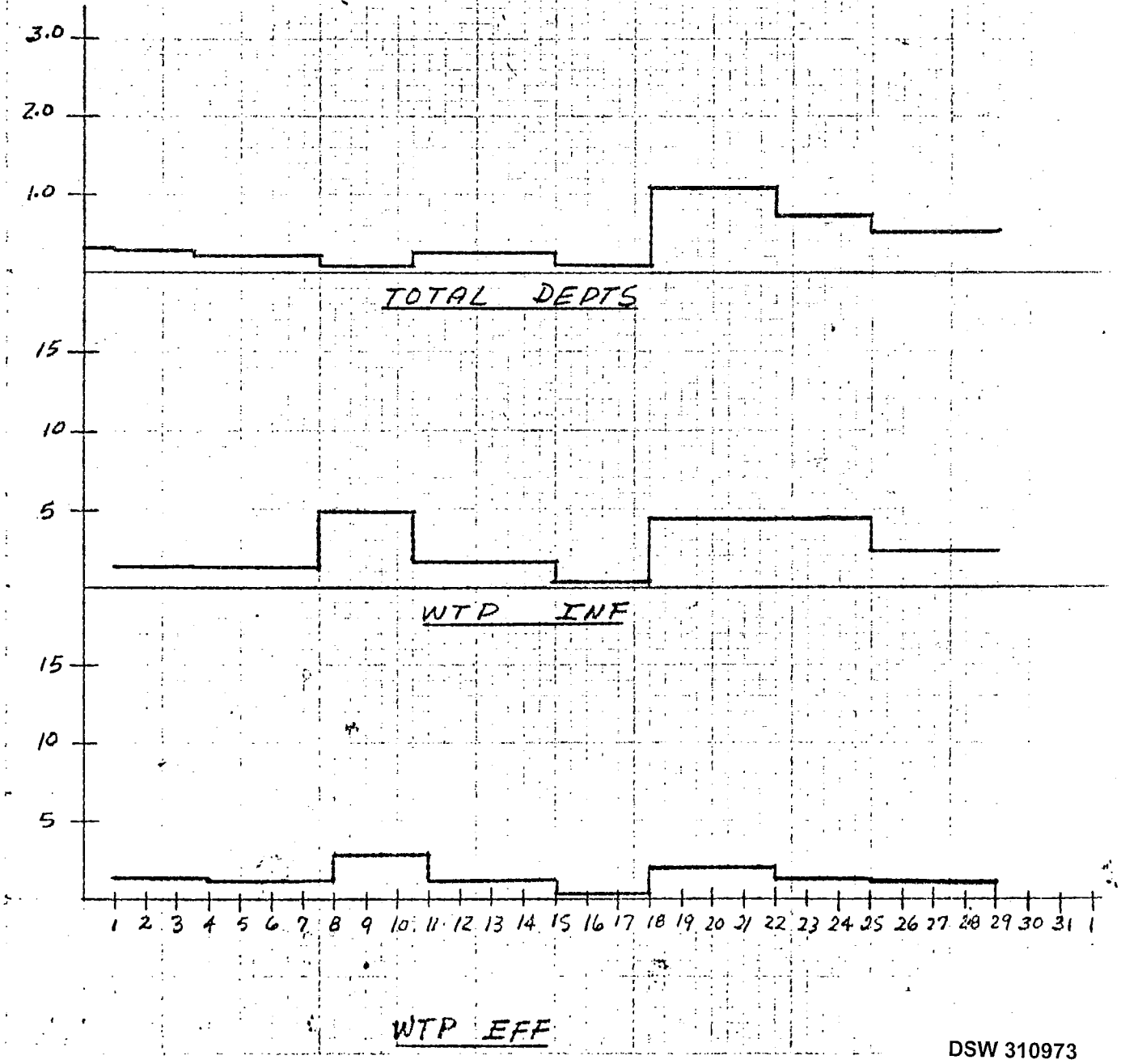

DSW 310973

PCB LOSSES - Lbs PER DAY NOVEMBER-1974

DATE	246	831	TOTAL DEPTS.	2A	1B	3E
11-3	.13	.24	.37	2.91	.71	1.46
6	.17	.14	.31	1.06	.44	3.00
10	.15	.15	.30	2.50	3.88	2.50
13	.22	.17	.39	1.03	.40	4.18
17	.76	.03	.79	.50	.44	.68
20	.68	.05	.73	1.03	.63	.10
24	1.15	.08	1.23	1.50	1.39	1.46
28	.12	.02	.14	1.32	.48	1.26
12-1	.15	.21	.36	1.53	—	2.01

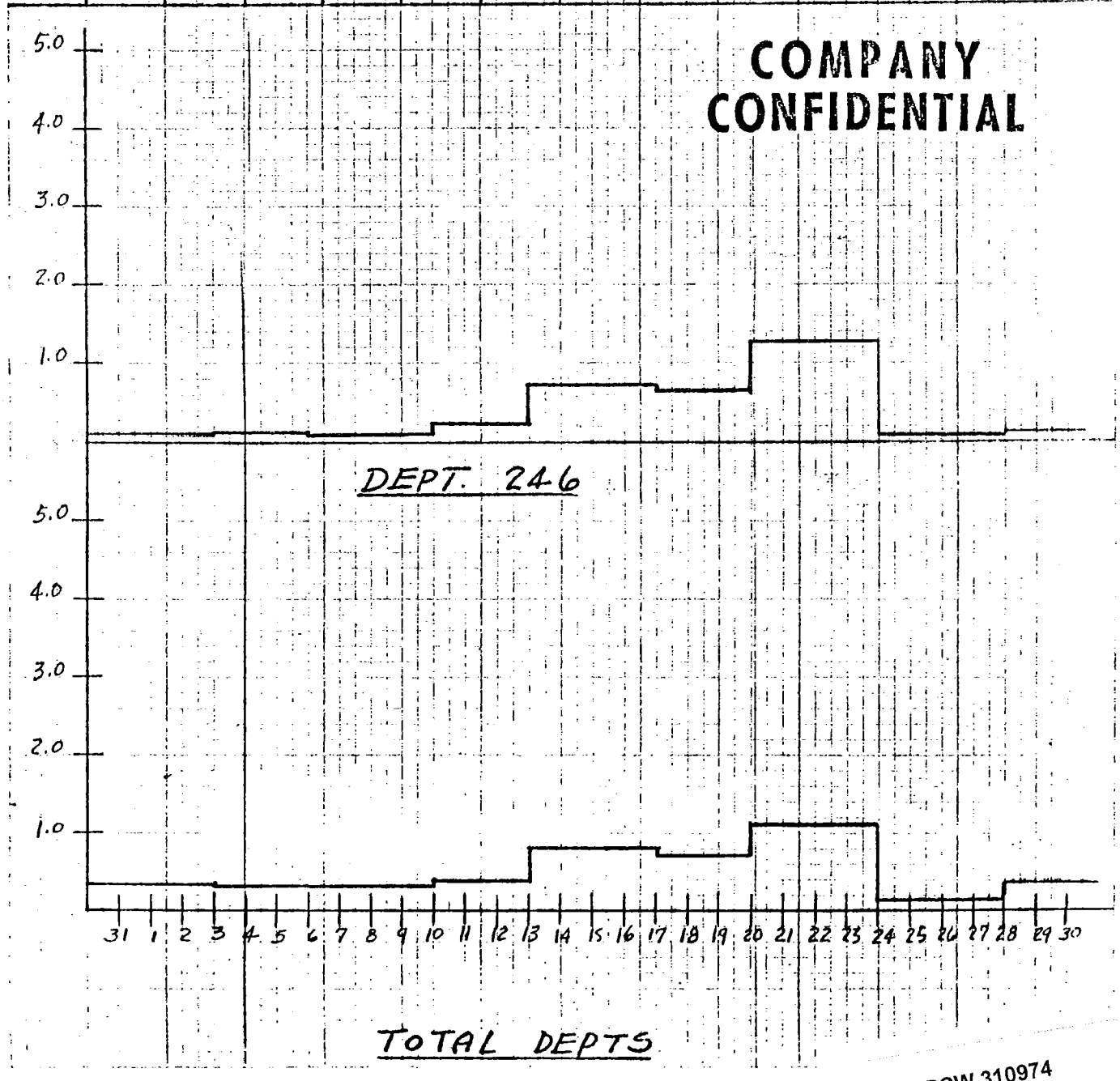

DSW 310974

STLCOPCB4070960

W. Engman

PCB LOSSES - Lbs PER DAY

OCTOBER-1974

DATE	246	831	2A	1B 217	3E	REMARKS
10-2	3.14	.46	.50	<.01		* 3 day composite
6	2.93	.11	.29	<.01		<.01 Means less than .01 ppm.
9	1.68	.06	.41	<.01		{ Means Composite of previous days.
10	.55	{	{	{		
*13	1.00	.05	.29	1.90		
14	.34	{	{	{		
15	2.10	{	{	{		
16	.93	.13	<.01	<.01	<.01	Discontinued SVO because samples
17	.34	{		{	—	are not representative.
*20	.10	.03	<.01	2.97	—	
21	.04	{	—	{	{	
22	4.70	{	.29	{	{	
23	.06	.43	5.85	3.48	.45	
24	.35	{	2.67	{	{	
*27	.17	.22	1.96	.71	<.01	
28	.42	{	6.70	1.46	{	
29	{	{	{	{	{	
30	.38	1.80	7.50	19.05	2.66	
			Isolimite			

COMPANY CONFIDENTIAL

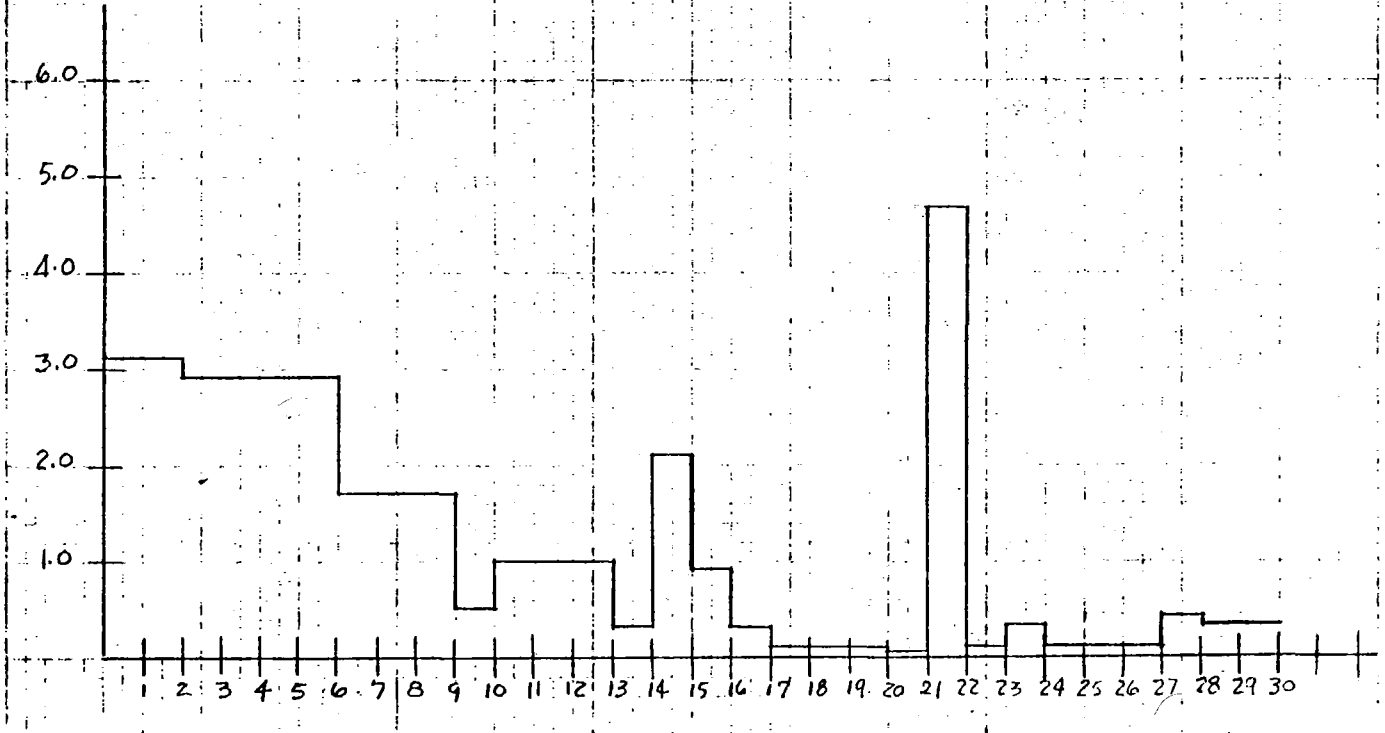

DEPT. 246 ONLY

DSW 310975

PCB LOSSES - Lbs PER DAY

Sept. 1974

DATE	246	831	TOTAL DEPTS.	SVO	UNK-NOWN	REMARKS
9-4	2.40	.03	2.43	3.25	.82	SVO = Sauget Village outfall
9-8	10.15	.15	10.30	4.00	—	
9-11	6.73	.18	6.91	3.50	—	Incinerator down 9-26 thru ----
9-15	0.85	.10	0.95	3.13	2.18	
9-18	3.96	.16	4.12	2.75	—	COMPANY CONFIDENTIAL
9-22	7.60	.10	7.70	5.88	—	
9-25	3.95	1.44	5.39	6.26	.87	
9-29	.99	.11	1.10	2.87	1.77	
AV.	4.58	.28	4.86	3.95	—	

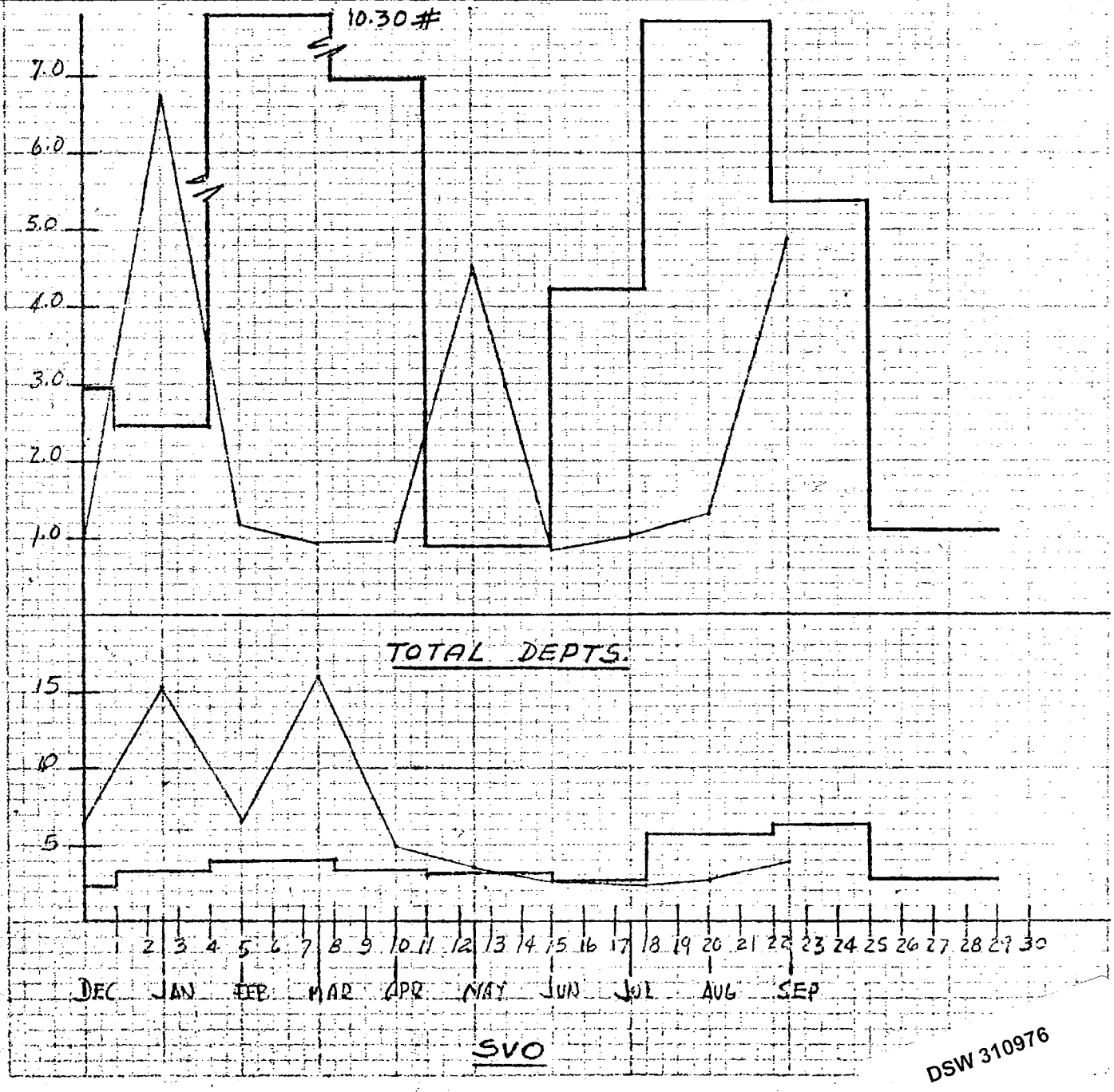

DSW 310976

STLCOPCB4070962

PCB Losses - Lbs per Day

August 1974

DATE	246	831	TOTAL DEPTS	WTP INF	WTP EFF	UNK-NOWN	REMARKS
8-4	.41	.25	.66	5.58	3.25	4.92	W.T.P. Was shutdown on 8/12. we have only one sampler at pumping station.
8-7	.58	.04	.62	2.93	3.39	2.31	
8-11	.44	.01	.45	1.47	1.47	1.02	
8-14	.43	.01	.44	2.50	—	2.06	
8-18	.65	.01	.66	2.25	—	1.59	
8-21	.65	.05	.70	1.38	—	.68	
8-25	.95	.09	1.04	2.50	—	1.46	
8-28	4.06	.13	4.19	3.13	—	1.06	
9-1	2.82	.17	2.99	2.25	—	.74	
Av.	1.22	.08	1.31	2.67		1.76	

COMPANY CONFIDENTIAL

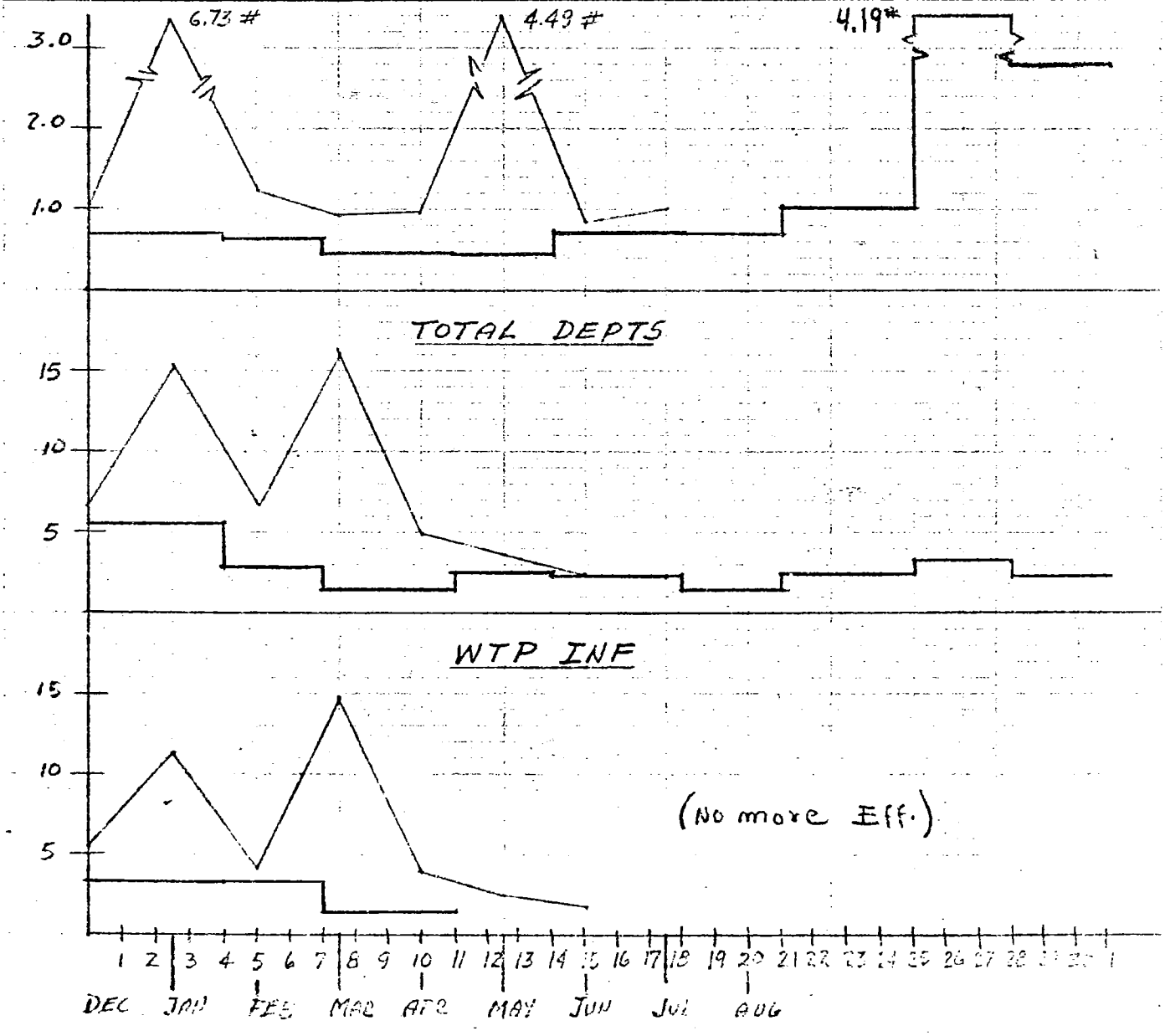

DSW 310977

PCB LOSSES - Lbs PER DAY — July 1974

DATE	246	831	TOTAL DEPTS	WTP INF	WTP EFF	UNK-NOWN	REMARKS
7-4	.76	.08	.84	2.18	1.33	1.34	Incinerator down
7-7	1.85	.22	2.07	2.75	1.37	.68	Incinerator Started Up 7-25
7-10	2.43	.30	2.73	1.36	1.36	—	
7-14	.93	.14	1.07	1.95	1.82	.88	
7-17	.53	.13	.66	1.40	1.40	.74	
7-21	.35	.01	.36	4.98	3.23	4.62	
7-24	.73	<.01	.73	4.39	2.49	3.66	
7-28	.60	.04	.64	1.88	2.63	1.24	
7-31	.11	.06	.17	.59	.59	.42	
AV	.92	.11	1.03	2.38	1.80		

COMPANY CONFIDENTIAL

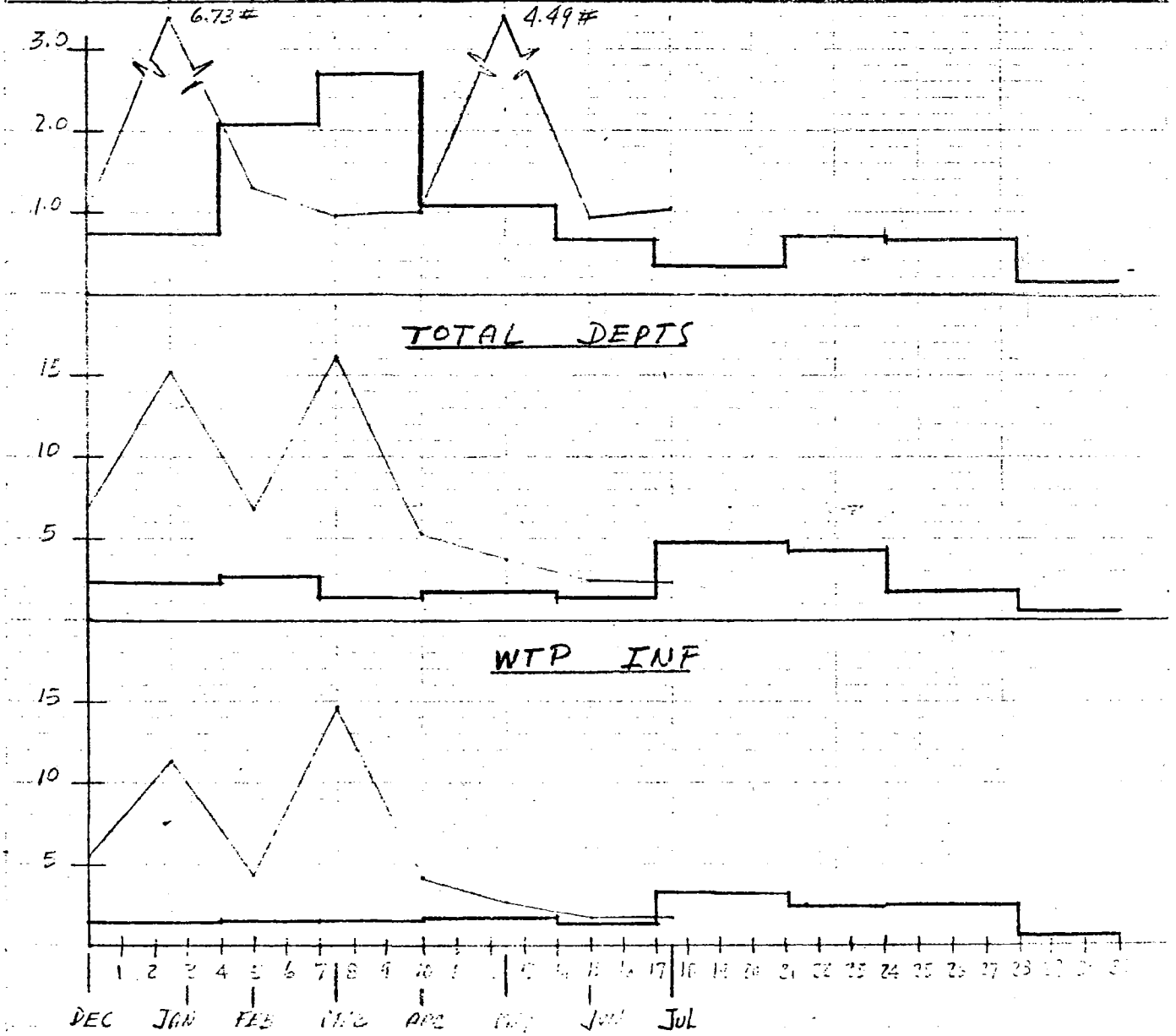

DSW 310978

STLCOPCB4070964

PCB LOSSES - Lbs PER DAY — JUNE-1974

DATE	246	831	TOTAL DEPTS	WTP INF	WTP EFF	UNK-NOWN	REMARKS
6-5	1.13	.18	1.31	4.50	1.72	3.19	
6-9	.55	.10	.65	2.90	1.76	2.25	
6-12	.29	.06	.35	2.59	2.12	2.24	
6-16	.97	.07	1.03	1.65	1.21	.62	
6-19	1.00	.14	1.14	1.61	2.65	.47	
6-23	1.17	.04	1.21	2.60	1.80	1.39	
6-26	.49	.14	.63	2.76	1.26	2.13	
6-30	.96	.05	1.01	1.36	1.36	.35	
AV	.82	.10	.92	2.50	1.73	1.58	

COMPANY CONFIDENTIAL

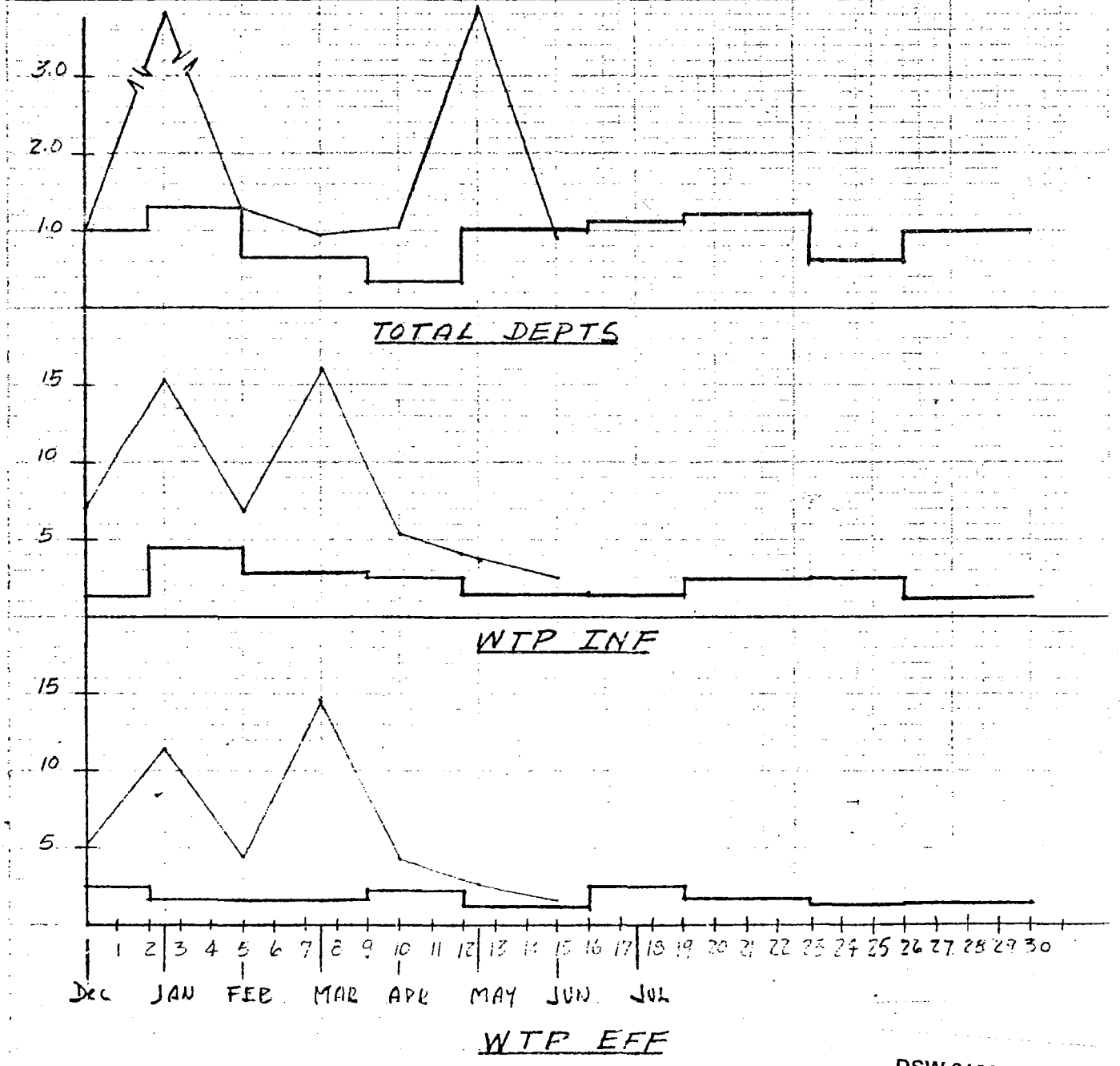

DSW 310979

W. Engman

PCB LOSSES - LBS PER DAY

DATE	24-6	031	TOTAL DEPTS	WTP INF	WTP EFF	UNK-NOWN	REMARKS
5-5	3.88	.10	3.38	4.37	4.75	.39	
5-8	6.1	.03	6.13	5.01	1.20	-	
5-12	1.12	.03	1.15	3.92	2.45	2.77	
5-15	1.57	.10	1.67	5.24	3.77	3.57	
5-19	10.68*	.13	10.81	6.81	4.83	-	
5-22	11.31	.15	11.46	3.11	1.92	-	
5-26	1.02	.20	1.22	2.09	1.16	.87	
5-29	2.81	.20	2.96	1.25	3.50	—	
6-2	.36	.15	1.00	1.33	2.40	.33	
AV.	4.37	.12	4.49	3.68	2.89		

COMPANY CONFIDENTIAL

* Corrected due to flow change.

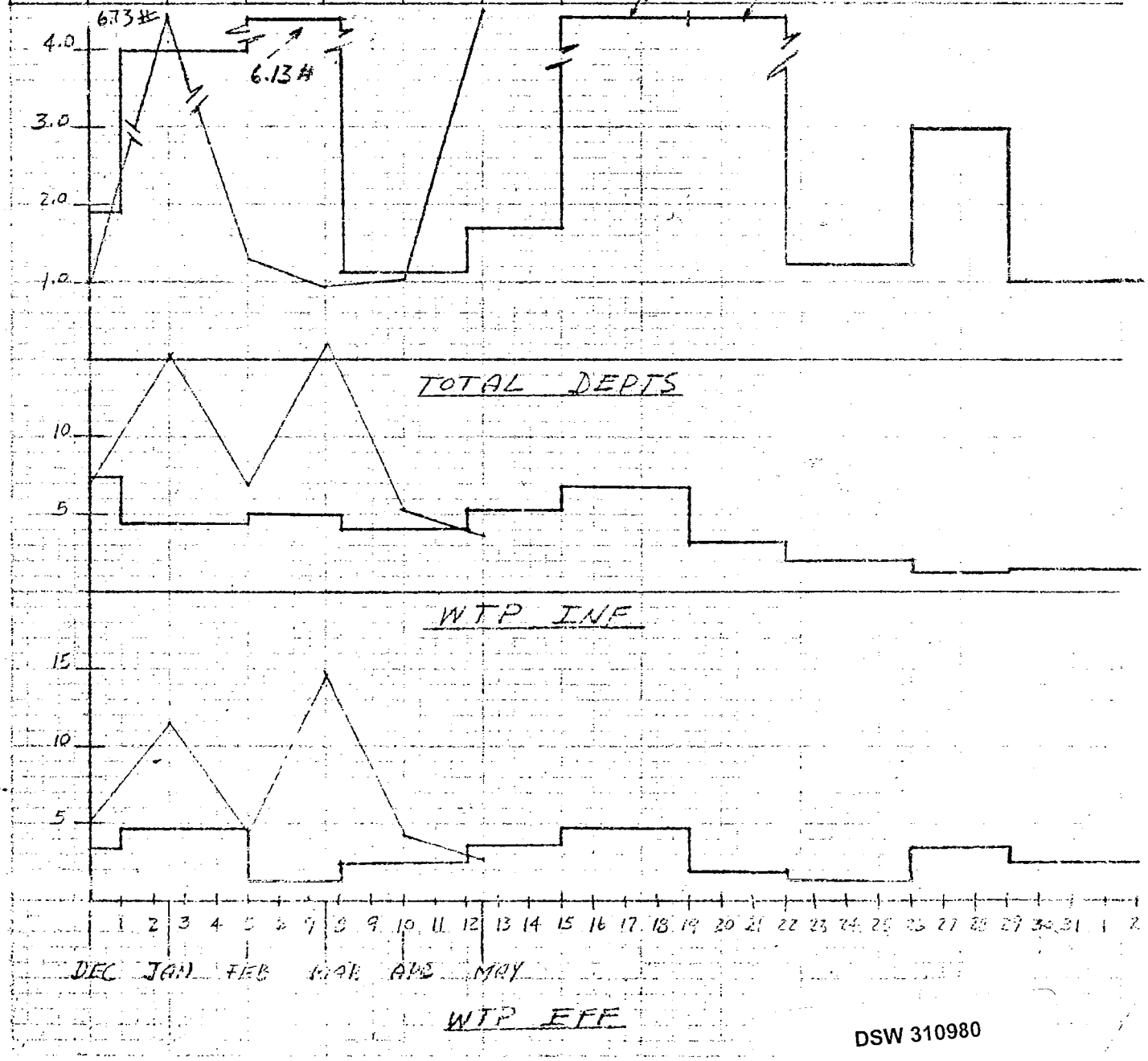

DSW 310980

PCB LOSSES - Lbs PER DAY

APRIL - 1974

DATE	246	831	TOTAL DEPTS	WTP INF	WTP EFF	UNKNOWN	REMARKS
4-3	.53	.14	.67	14.42	8.55	13.75	Incinerator down 4/6/74 To 4/18/74
4-7	.26	.08	.34	5.08	11.16	4.74	* Estimated.
4-10	.45	.10*	.55	.73	.85	.18	① Estimated – Losses accounted
4-14	1.28	.10*	1.38	5.04	1.72	3.66	to 73# possible Contamination.
4-17	.10	.02	.12	2.72	2.58	2.60	
4-21	2.44	.10①	2.54	4.68	4.41	7.14	
4-24	1.47	.12	1.59	2.78	3.76	1.19	
4-28	.63	.03	.66	5.15	2.69	4.49	
5-1	1.84	.08	1.92	7.45	3.38	5.53	
	1.00	.08	1.08	5.34	4.34	4.26	

COMPANY CONFIDENTIAL

DEPT. 246 Down 10 Am 4/13 Thru 12 PM Noon 4/16

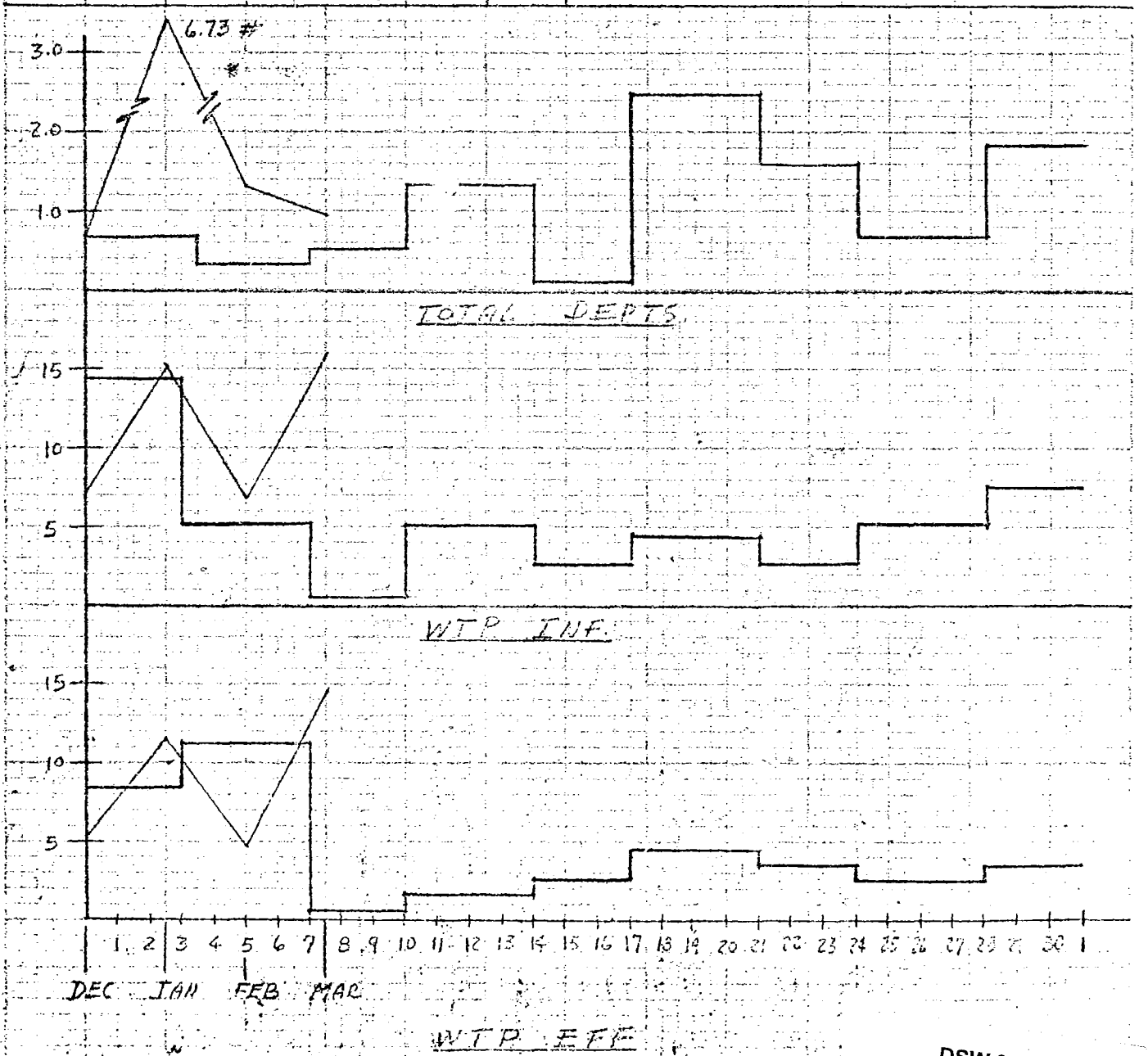

DSW 310981

STLCOPCB4070967

WGK PLANT — PCB LOSSES - Lbs PER DAY — MARCH-1974

DATE	246	831	TOTAL DEPTS	WTP INF	WTP EFF	UNKNOWN	REMARKS
3-3	.45	.17	.62	7.30	4.48	6.68	① Recalculated because Incinerator was down (3/5 to 3/12) and flow was almost nil.
3-6	.30	.42	.72	3.80	5.07	3.08	
3-10	.40	①.15	.55	4.10	3.69	3.55	
3-13	.76	.21	.97	3.30	5.41	2.33	
3-17	1.55	.07	1.62	2.42	2.42	.80	Incinerator down the 27 & 28
3-20	1.07	.50	1.57	3.07	2.93	1.50	
3-24	.86	.06	.92	45.20	61.40	44.28	
3-27	.50	.12	.62	55.50	38.50	54.88	
3-31	.83	.30	1.13	19.00	6.60		
AV	.75	.22	.97	16.00	14.50		

COMPANY CONFIDENTIAL

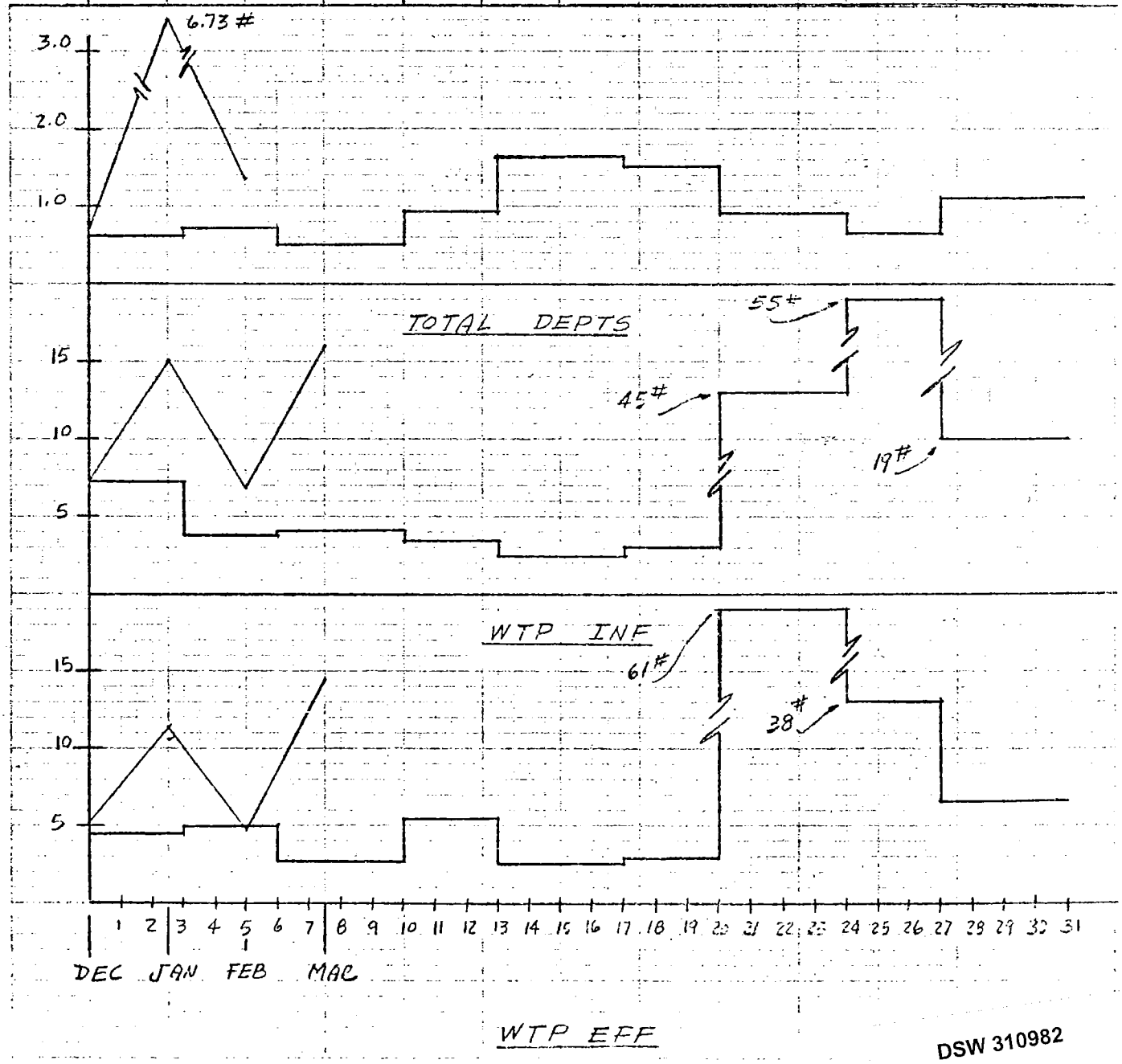

DSW 310982

PCB - BACKGROUND #/day

DATE	217	236 3.6	3-E 36	
3-27		.01 1242 1260	2.12 1242 1260	
3-31		.01	19.62 1242 1260	

PCB - SURVEY

MARCH - 1974

#/day

DATE	246	2A	831	2B	RIP TRACK	1-B	WTP INF	WTP EFF	REMARKS
3-3	.45 1221 1242 1254	1.68 1242 1254	.17 1242	10.68 1242 1254	.09 1242 1254	7.08 1242 1254	7.30 1242 1254	4.48 1242 1254	
3-6	.30 1242 1254	1.00 1242 1254	.42 1242 1254	11.38 1242 1254	.11 1242 1254	2.07 1242 1254	3.80 1242 1254	5.07 1242 1254	
3-10	.40 1221 1242 1254	1.04 "	2.33 "	4.53 "	.19 "	6.74 "	4.10 "	3.69 "	
3-13									
3-17									
3-20									
3-24									
3-27									
3-31									

COMPANY CONFIDENTIAL

DSW 310984

STLCOPCB4070970

WGL PLANT

PCB LOSSES - Lbs PER DAY

FEBRUARY-1974

DATE	246	831	TOTAL DEPTS	WTP INF	WTP EFF	UNK-NOWN	REMARKS
2-3	1.42	.36	1.78	9.44	4.00	7.66	① Estimated - Power off.
2-6	2.20	.81	3.00	8.48	9.06	5.48	
2-10	.64	①.50	1.14	3.22	1.86	2.08	
2-13	.95	.27	1.22	9.10	10.00	7.88	
2-17	1.07	.27	1.34	2.86	2.21	1.52	
2-20	.44	.37	.81	11.11	4.53	10.30	
2-24	.14	.42	.53	3.21	2.98	2.68	
2-27	1.08	.14	1.22	7.99	4.39	6.77	
AV	.99	.39	1.38	6.92	4.87	5.54	

COMPANY CONFIDENTIAL

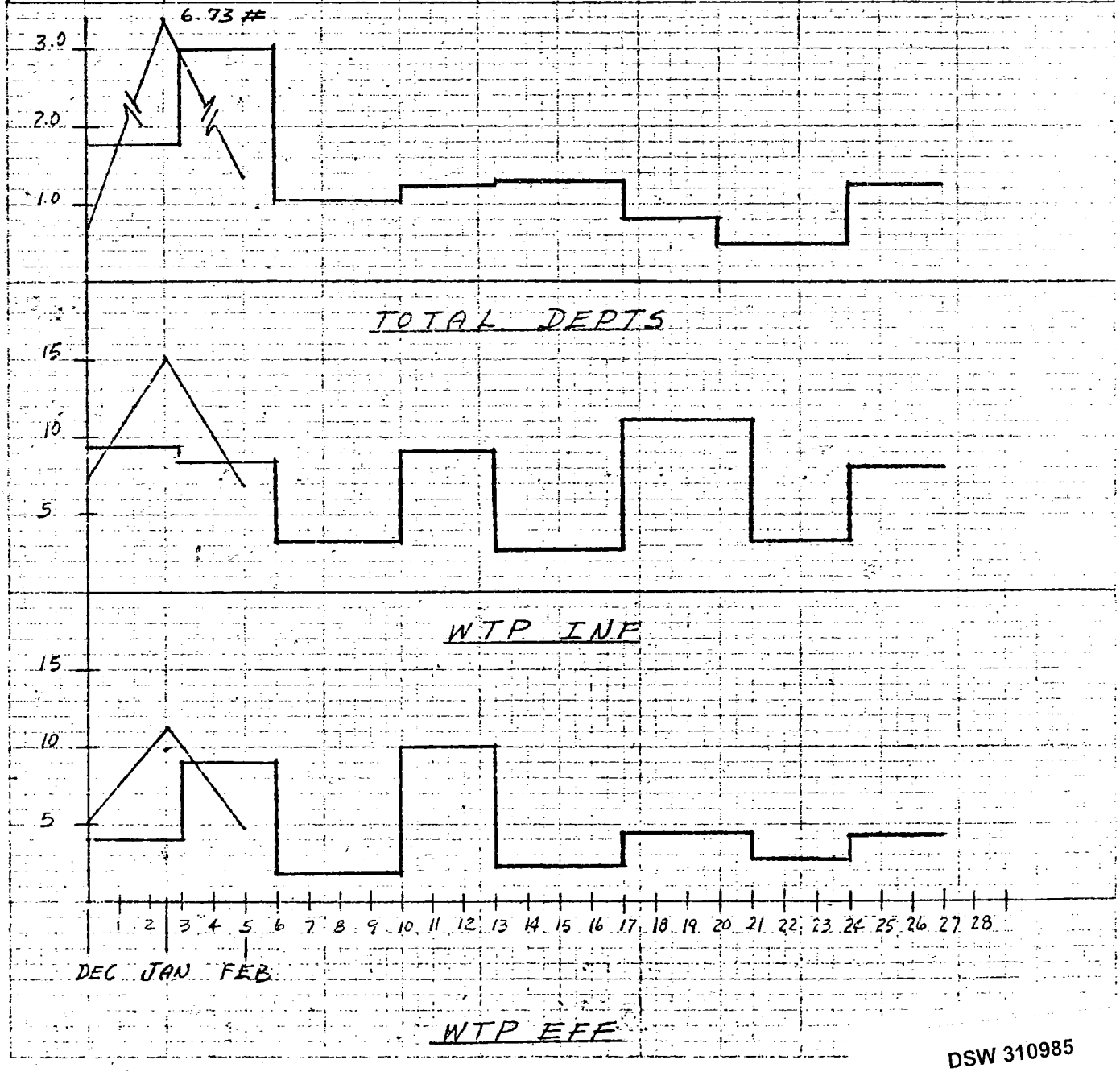

DSW 310985

STLCOPCB4070971

1974

PCB - SURVEY

#/day

Date	246	2A	831	2B	RIP TRACK	1-B	WTP INF	WTP EFF	REMARKS
2-3	1.42 1242 1254	5.41 1242 1254	.23 1242	1.67 1242 1254	.36 1242 1254	4.88 1242 1254	9.44 1242 1254	4.00 1242 1254	
2-6	2.20 1242 1254	2.50 1242 1254	.81 1242 1254	2.16 1242 1260	1.17 1242 1254	4.58 1242 1260	8.48 1242 1254	9.06 1242 1254	
2-10	.64 1242 1254	3.83 1242 1254	.50 Estimated	.90 1242 1260	1.51 1242 1254	2.37 1242 1254	3.22 1242 1254	1.86 1242 1254	
2-13	.95 1242 1254	2.33 1242 1254	.27 1242 1254	2.28 1242 1254	1.32 1242 1254	11.06 1242 1254	9.10 1242 1254	10.00 1242 1254	
2-17	1.07 1242 1254	2.27 1242 1254	.27 1242 1254	2.93 1242 1254	.38 1242 1254	3.97 1242 1254	2.86 1242 1254	2.21 1242 1254	
2-20	.44 "	3.31 "	.37 "	3.95 "	.81 "	7.78 "	11.11 "	4.53 "	
2-24	.14 "	.83 "	.42 "	4.48 "	.78 "	9.20 "	3.21 "	2.98 "	
2-27	1.08 1221 1242 1254	1.32 "	.14 "	7.87 "	.45 "	8.16 "	7.99 "	4.39 "	
		|		*		*			

COMPANY CONFIDENTIAL

DSW 310986

STLCOPCB4070972

WRR PLANT

PCB LOSSES - LBS PER DAY

JANUARY 1994

DATE	246	231	TOTAL DEPTS	WTP INF	WTP EFF	UNE-NOWN	REMARKS
1-2	.74	①.10	.84	3.88	1.33	3.04	
1-6	.70	①.10	.80	3.29	2.07	2.49	
1-9	.88	.10	.98	11.72	5.73	10.74	
1-13	3.87	.17	4.04	11.96	11.73	7.92	
1-16	1.25	.68	1.93	11.07	8.31	9.14	
1-20	4.43	2.22	6.65	53.00	11.49	46.35	
1-23	4.75	37.52	42.27	25.71	16.62	—	
1-27	.32	.47	.79	3.35	4.89	3.91	
1-30	1.59	.66	2.25	11.38	37.65	9.13	
AV.	2.06	4.66	6.73	15.04	11.09		

① Estimated

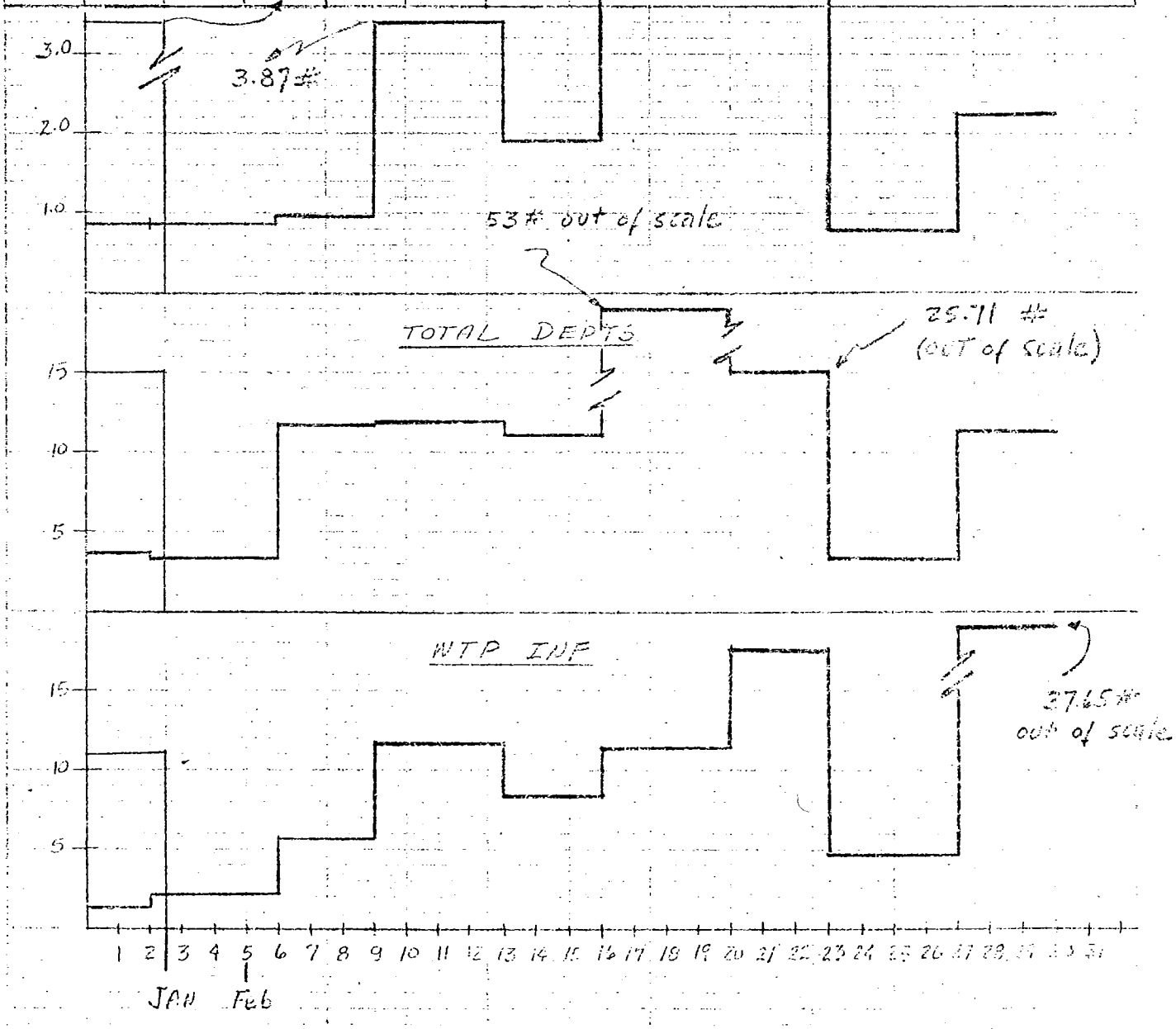

DSW 310987

STLCOPCB4070973

1974

PCB - SURVEY

#1/day

DATE	246	2A	831	2B	RIP TRACH	1-B	WTP INF	WTP EFF	REMARKS
1-2	.74 1221 1242 1254	1.18 1242 1254	.10 Est.	Frozen	.08 1248 1254	11.97 1242 1254	3.88 1242 1254	1.33 1242 1254	HCl Sewered
1-6	.70 1242 1254	1.09	.10 Est.	.37	.02 1248 1254	Frozen	3.29 1242 1254	2.07 1242 1254	HCl Sewered
1-9	.89 1221 1242 1254	1.38 1221 1242 1254	.10 1242 1254	Frozen	.18 1242 1254	.43 1242 1254	11.72 1242 1254	5.73 1242 1254	HCl Sewered
1-13	3.87 1221 1242 1254	158.4 1242 1254	.17 1242 1254	25.13 1242 1254	.20 1242 1254	52.7 1242 1254	11.96 1242 1254	11.78 1242 1254	HCl Sewered
1-16	1.25 1221 1242 1254	12.33 1242 1254	.68 1242 1254	3.35 1242 1254	5.50 1242 1254	23.24 1242 1254	11.07 1242 1254	8.31 1242 1254	HCl Sewered
1-20	4.43 1221 1242 1254	13.05 1242 1254	2.22 1242 1254	8.16 1242 1260	6.39 1242 1254	16.33 1242 1254	53.00 1242 1254	11.49 1242 1254	
1-23	4.75 1221 1242 1254	8.38 1242 1254	37.52 1242 1254	3.14 1242 1254	2.59 1242 1254	4.66 1242 1254	25.71 1242 1254	16.62 1242 1254	
1-27	.32 1242 1254	3.37 1242 1254	.47 1242 1254	3.22 1242 1254	.71 1242 1254	.438 1242 1254	3.38 1242 1254	4.84 1242 1254	Slow Sampler
1-30	1.59 1242 1254	2.85 1242 1254	.66 1242 1254	19.86 1242 1254	.62 1242 1254	5.00 1242 1254	11.38 1243 1254	37.65 1242 1254	

COMPANY CONFIDENTIAL

DSW 310988

STLCOPCB4070974

HOIL PLANT

PCB LOSSES - Lbs PER DAY

DEC. 1973

DATE	246	831	TOTAL DEPTS	WTP INF	WTP EFF	UNK-NOWN	REMARKS
12-2	.51	.04	.55	6.18	5.03	5.63	
12-5	① —	.37	—	1.92	3.29	—	
12-9	.79	.04	.83	6.55	5.30	5.72	
12-12	.99	.23	1.22	14.50	7.87	13.28	
12-16	.80	.01	.41	1.76	3.02	1.27	
12-19	.81	.12	.97	6.19	7.08	5.22	① Sample lost at lab.
12-25	.15	.07	.22	6.30	3.20	6.08	② Power down at Dept.
12-26	② —	.06	—	16.05	3.71	—	
12-30	.65	.10	.75	5.82	7.31	5.07	
AV	.61	.11	.72	7.25	5.09	6.53	

COMPANY CONFIDENTIAL

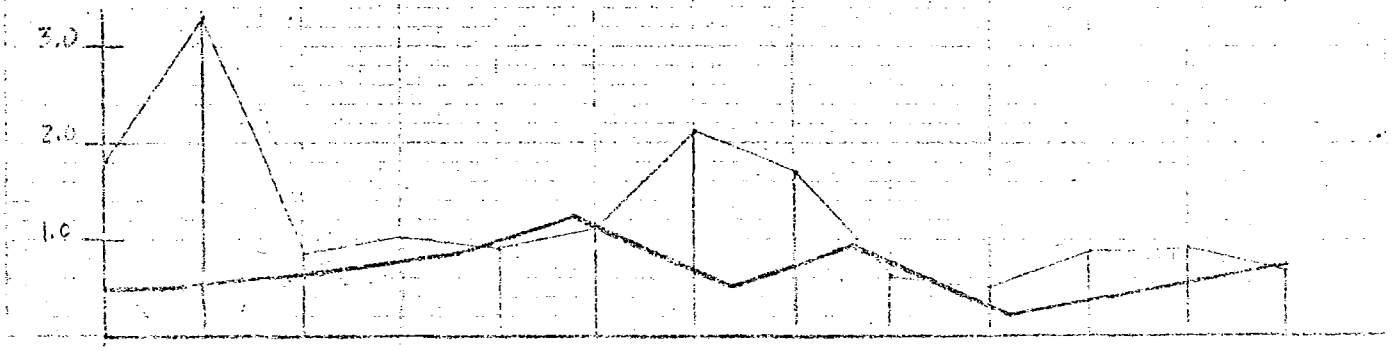

TOTAL DEPTS

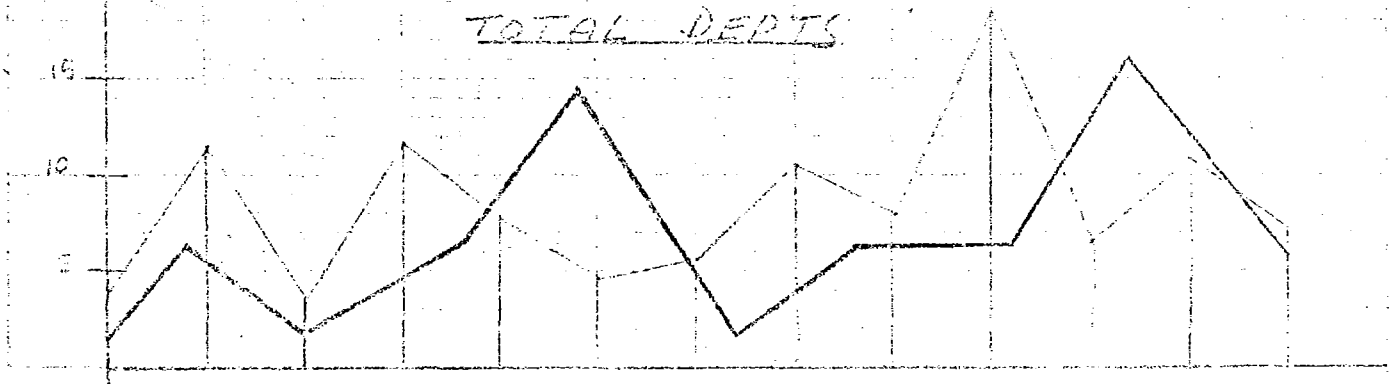

WTP INF

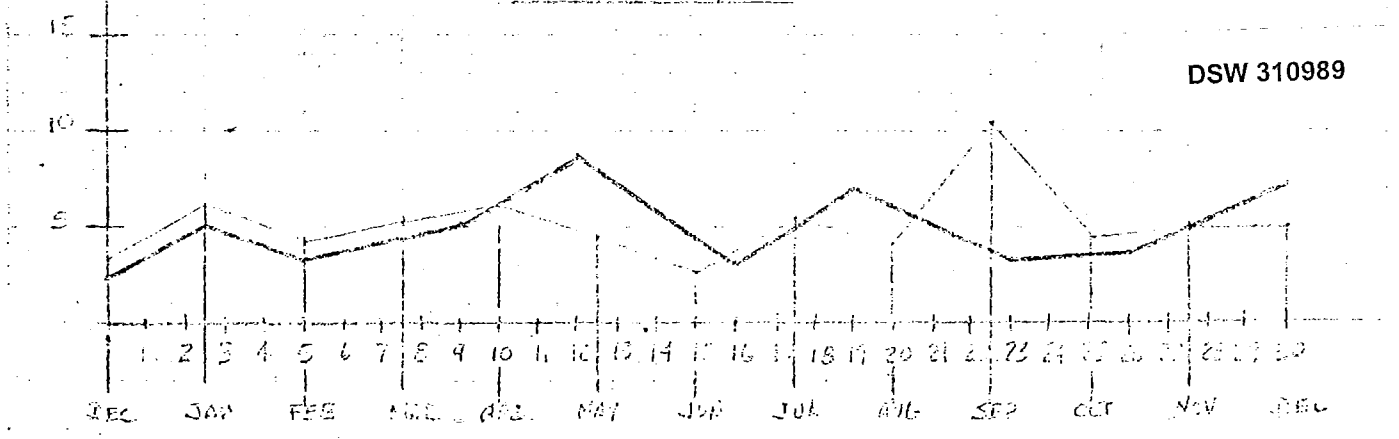

WTP EFF

DSW 310989

STLCOPCB4070975

1973 PCB - SURVEY #/day

DATE	246	2A	831	2B	DIP TRACK	1B	WTP INF	WTP EFF	REMARKS
11-28	.507 1221 1242 1254	1.70 1242 1254	.036 1242 1254	6.24 1242 1260	1248 1260	1.90 1248 1260	1.66 1242 1254	2.42 1242 1254	Rip Track ppm 8.384 ppm
12-2	.368 1221 1242 1254	—	.072 1242 1254	2.44 1242 1260	1242 1254	3.76 1242 1260	6.18 1242 1254	5.03 1242 1254	1.388
12-5	—	1.87 1242 1254	.374 1242 1254	2.73 1242 1254	1242 1254	7.43 1242 1254	1.92 1242 1254	3.29 1242 1254	15.682
12-9	.79 1221 1242 1254	2.22 1242 1254	.04 1242 1254	3.30 1242 1254	1242 1254	31.28 1242 1254	6.55 1242 1254	5.30 1242 1254	6.780
12-12	.99 1221 1242 1254	3.25 1242 1254	.23 1242 1254	2.53 1242 1254	1248 1254	6.00 1242 1254	14.50 1242 1254	7.87 1242 1254	3.912
12-16	.40 1221 1242 1254	—	.09 1242 1254	4.16 1242 1254	1248 1254	10.92 1242 1254	1.76 1242 1254	3.02 1242 1254	199
12-19	.81 1221 1242 1254	3.14 1221 1254	.16 1242 1254	3.02 1242 1254	1242 1254	2.85 1242 1254	6.19 1242 1254	7.08 1242 1254	6.479
12-23	.15 1221 1242 1254	2.48 1242 1254	.07 1242 1254	6.41 1242 1254	1242 1254	4.84 1242 1254	6.30 1242 1254	3.20 1242 1254	488
12-26	—	.81 1242 1254	.06 1242 1254	1.99 1242 1254	1242 1254	2.46 1242 1254	16.05 1242 1254	3.71 1242 1254	2.897
12-30	.65 1221 1242 1254	2.42 1242 1254	.10	2.73 1242 1254	.95 1248 1254	3.11 1248 1254	5.82 1242 1254	7.31 1242 1254	(831 - Est.) 1.219

Flow recorder at Rip Track in operation.

DSW 310990

STLCOPCB4070976

WGK PLANT

PCB LOSSES - Lbs PER DAY

NOVEMBER - 1973

DATE	246	831	TOTAL DEPTS	WTP INF	WTP EFF	UNK-NOWN	REMARKS
11-4	.299	.013	.312	9.48	8.52	9.16	
11-7	.745	.013	.758	3.13	1.85	2.37	
11-11	1.354	.015	1.369	4.89	7.78	3.52	
11-14	.565	.032	.597	3.38	1.69	2.78	
11-18	.496	.019	.515	3.05	1.26	2.53	
11-22	.648	.032	.680	7.98	7.13	7.30	
11-25	1.407	.704	2.111	54.27	9.32	52.16	
11-28	.507	.036	.543	1.66	2.42	1.12	
AV	.752	.108	.860	10.98	4.99	10.12	

COMPANY CONFIDENTIAL

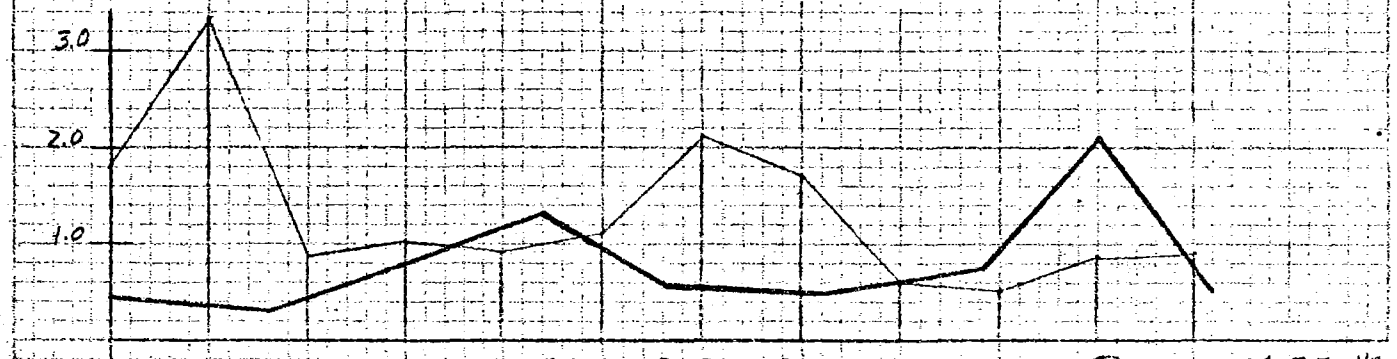

TOTAL DEPTS

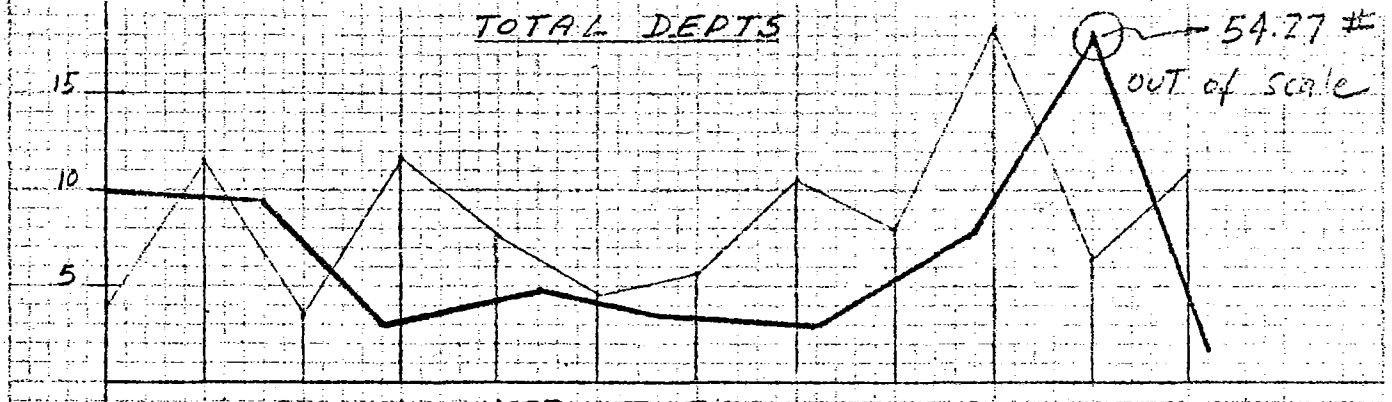

WTP INF

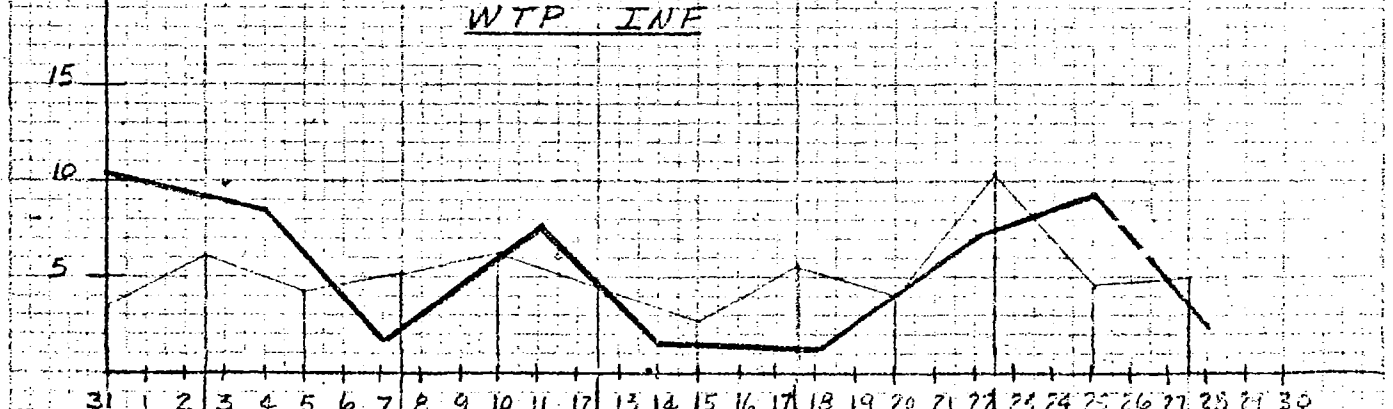

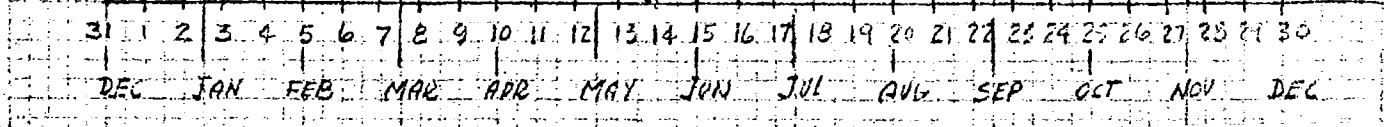

WTP EFF

DSW 310991

STLCOPCB4070977

PCB - SURVEY

#/Day

DATE	246	2A	831	2B	RIP TRACK	1B	WTP INF	WTP EFF	REMARKS
10-17	.357 1221 1242 1254	.920 1242 1254	.023 1242 1254	.678 1242 1260		3.650 1242 1260	11.28 1242 1254	7.93 1242 1254	
10-21	.523 1221 1242 1254	1.600 1242 1254	.019 1242 1254	.084 1242		.456 1242 1260	3.81 1242 1254	2.76 1242 1254	
10-24	2.268 1221 1242 1254	1.520 1242 1254	.040 1242 1260	.636 1242 1254		1.115 1242 1254	3.87 1242 1254	1.86 1242 1254	
10-28	.833 1221 1242 1254	1.360 1242 1254	.030 1242	.636 1242 1260		6.39 1242 1254	10.88 1242 1254	2.50 1242 1254	
10-31	.394 1221 1242 1254	2.720 1242 1254	.026 1242 1254	.212 1242		5.121 1242 1260	10.00 1242 1254	10.43 1242 1254	RIP-TRACK ppm
11-4	.299 1221 1242 1254	.201 1242 1254	.013 1242 1254	1.795 1248 1260	1242 1254	1.468 1242 1254	9.48 1242 1254	8.52 1242 1254	7.94
11-7	.745 1221 1242 1254	.230 1242	.013 1242 1254	2.970 1242 1260	1242 1254	2.548 1242 1254	3.13 1242 1260	1.85 1242 1254	167.00
11-11	1.354 1221 1242 1254	4.521 1221 1242 1254	.013 1242 1254	1.550 1242 1260	1242 1260	3.715 1248 1260	4.90 1242 1254	7.78 1242 1254	2.45
11-14	.565 1221 1242 1254	1.987 1242 1254	.032 1242 1254	2.162 1242 1254	1242 1254	13.262 1248 1260	3.38 1242 1254	1.69 1242 1254	3.838
11-18	.496 1221 1242 1254	.691 1221 1242 1254	.019 1242 1254	1.101 1242 1260	1248 1260	1.296 1242 1254	3.05 1242 1254	1.26 1242 1254	13.029
11-22	648 1221 1242 1254	.576 1221 1242 1254	.032 1242 1254	.367 1242 1260	1248 1260	.950 1248 1260	7.98 1242 1254	7.13 1242 1254	7.116
11-25	1.407 1221 1242 1254	.259 1242 1254	.704 1242 1254	1.958 1242 1260	1248 1260	1.339 1248 1260	54.28 1242 1254	9.32 1242 1254	.920

COMPANY CONFIDENTIAL

DSW 310992

STLCOPCB4070978

W&K PLANT

PCB LOSSES - LBS PER DAY

OCTOBER-1973

DATE	246	831	TOTAL DEPTS	WTP INF	WTP EFF	UNK-NOWN	REMARKS
10-3	.007	.084	.091	1.82	2.65	1.72	
10-7	.004	.063	.067	3.90	3.75	3.83	
10-10	.974	1.453	2.427	5.38	5.53	2.95	
10-14	.574	.197	.771	5.97	4.12	5.19	
10-17	.327	.023	.350	11.28	7.93	10.98	
10-21	.523	.019	.542	3.81	2.76	3.27	
10-24	2.268	.040	2.308	3.97	1.86	1.57	
10-28	.833	.030	.866	10.88	2.50	10.02	
10-31	.394	.026	.420	10.00	10.43	9.58	
AVG	.659	.215	.874	6.32	4.61	5.49	

COMPANY CONFIDENTIAL

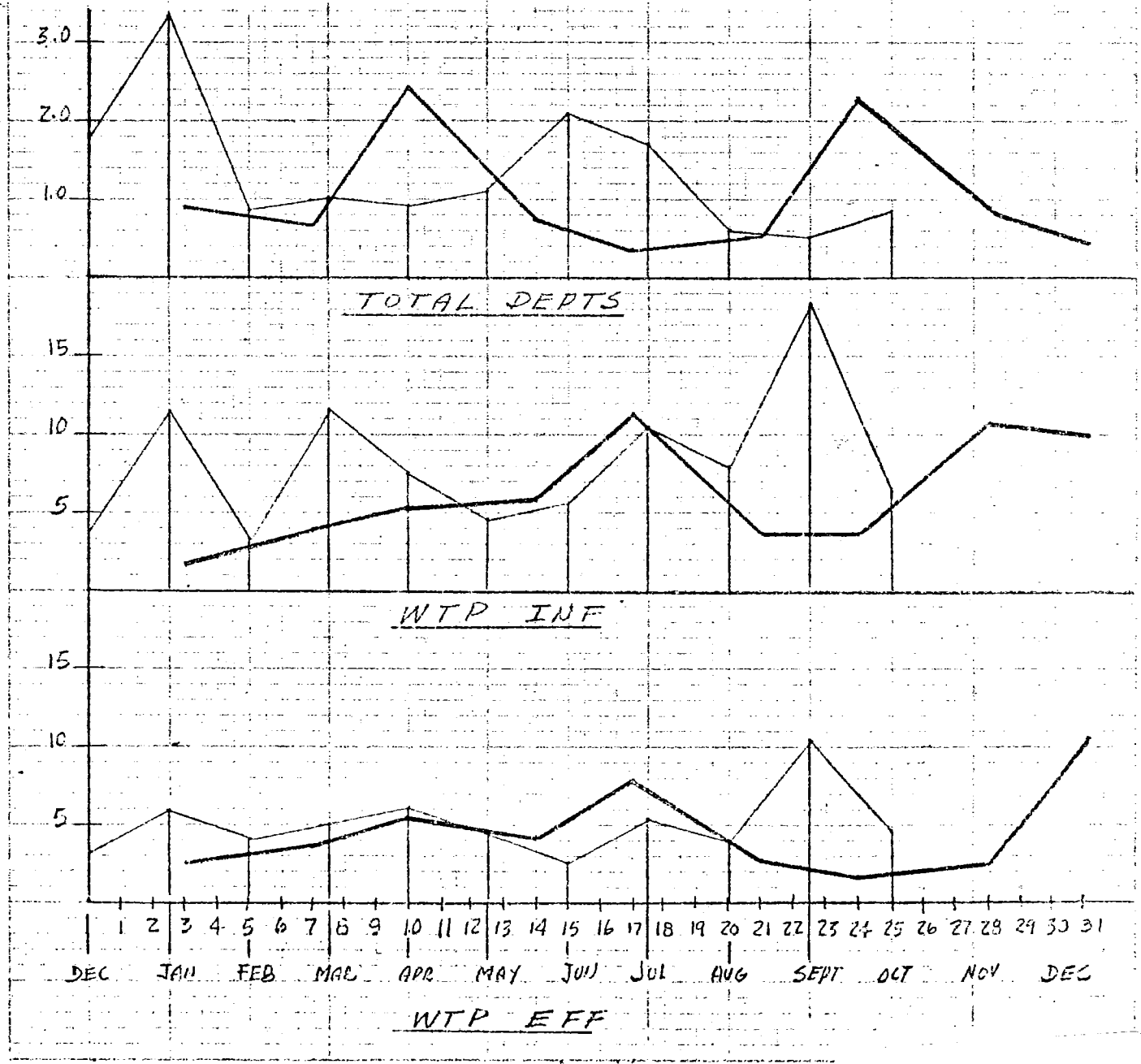

DSW 310993

STLCOPCB4070979

PCB SURVEY

DATE	246	2A	831	2B	1B	WTP INF	WTP EFF	REMARKS
10-17	.357	.920	.023	.678	3.650	11.28	7.93	
10-21	.523	1.600	.019	.084	.456	3.81	2.76	
10-24	2.268	1.520	.040	.636	1.115	3.87	1.86	1-Tank car washed on 10-23-73
10-28	.833	1.360	.030	.636	6.388	10.88	2.50	1-Tank car washed on 10-25-73

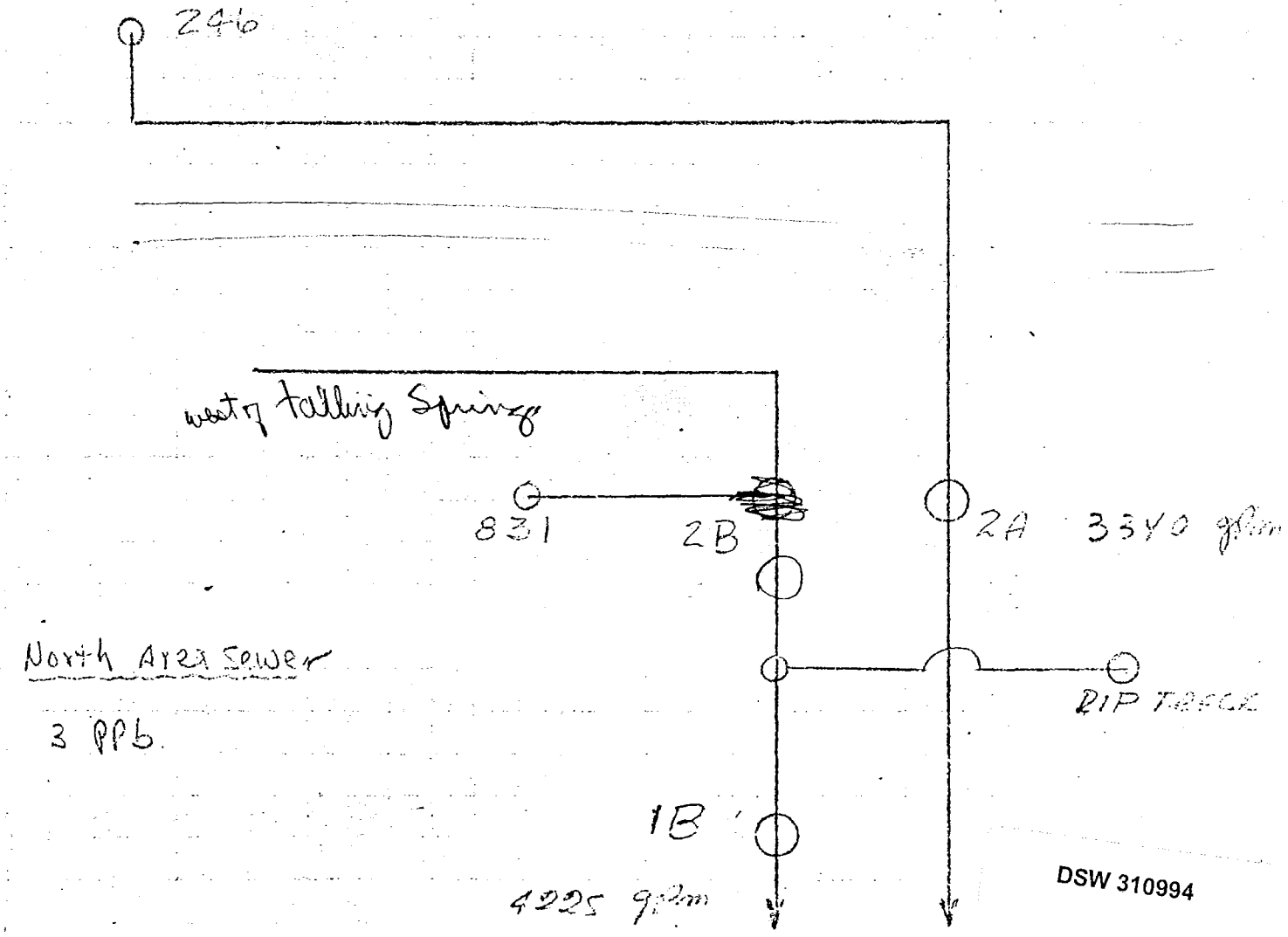

WICK PLANT

PCB LOSSES - Lbs PER DAY

SEPTEMBER - 1973

DATE	246	831	TOTAL DEPTS	WTP INF	WTP EFF	UNKNOWN	REMARKS
9-5	*	.022	—	38.28	7.40	—	* sampler down
9-9	.262	.044	.306	22.21	10.73	21.90	
9-12	.163	.026	.189	8.72	9.27	8.53	① sample lost by Lab
9-16	.323	.021	.344	8.95	3.25	8.60	
9-19	1.058	.009	1.067	①—	4.39	—	
9-23	.420	.006	.426	12.11	3.54	11.68	
9-26	.286	.057	.343	7.86	37.36	7.51	
9-30	.115	.253	.368	24.56	4.91	24.19	
AV.	.375	.059	.434	17.52	10.10		

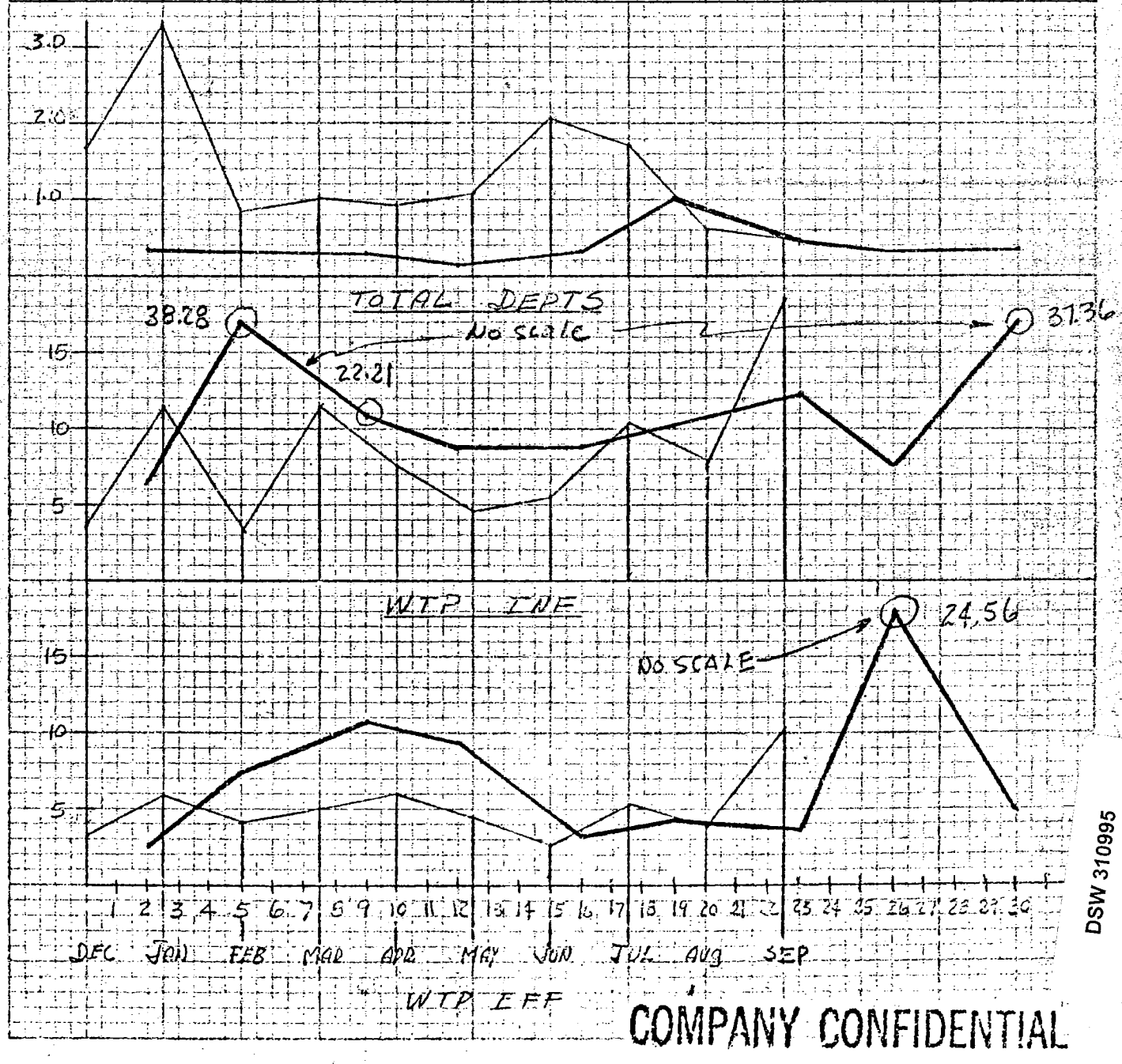

DSW 310995

COMPANY CONFIDENTIAL

STLCOPCB4070981

COMPANY CONFIDENTIAL

VICK PLANT — PCB LOSSES - LBS PER DAY — AUGUST 1972

DATE	246	831	TOTAL DEPTS	WTP INF	WTP EFF	UNK-NOWN	REMARKS
8-5	.597	.026	.623	2.91	1.32	2.28	
8-8	.776	.026	.802	13.35	5.08	12.55	
8-12	.190	.068	.258	7.76	4.45	7.50	
8-15	①	.108	-	②	10.84	-	① SAMPLER DOWN ② LAB LOST SAMPLE
8-19	.963	.093	1.056	23.02	2.88	20.96	
8-22	.981	.027	1.008	1.54	2.64	0.53	
8-26	.080	.036	.116	5.43	2.51	5.31	
8-29	①	.039	—	4.56	3.18	—	
9-2	.330	.013	.343	6.64	2.47	6.29	
AVG	.559	.048	.600	8.02	3.93		

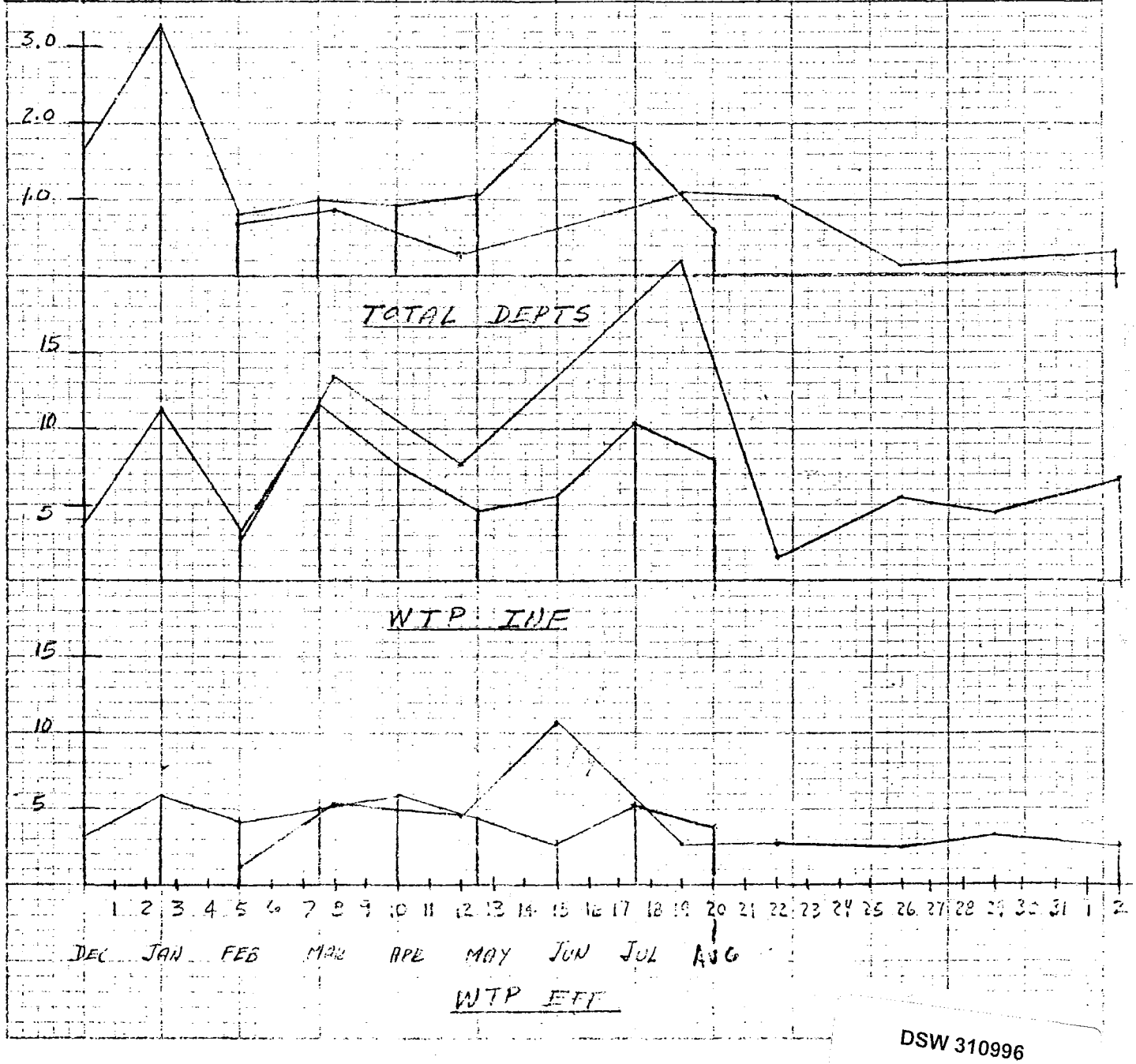

DSW 310996

STLCOPCB4070982

COMPANY CONFIDENTIAL

W&L PLANT

PCB LOSSES - LBS PER DAY

July 73

DATE	246	831	TOTAL DEPTS	WTP INF	WTP EFT	UNK-NOWN	REMARKS
7-4	①1.733	.019	1.752	15.513	6.972	13.761	① HCl scrubber running high on PCB
7-8	1.732	.019	1.751	13.308	5.054	11.557	② Unable to read due to interference.
7-11	1.504	.015	1.519	15.914	3.386	14.395	
7-15	2.446	.019	2.465	2.313	1.217	—	
7-18	1.851	.015	1.866	9.100	4.446	7.234	
7-22	1.736	.017	1.753	8.879	4.293	7.126	
7-25	1.999	.019	2.018	②	②	—	
7-29	1.189	.013	1.202	7.136	5.934	5.233	
8-1	.440	.028	.468	11.329	10.109	10.861	
AVG	1.625	.018	1.643	10.436	5.176		

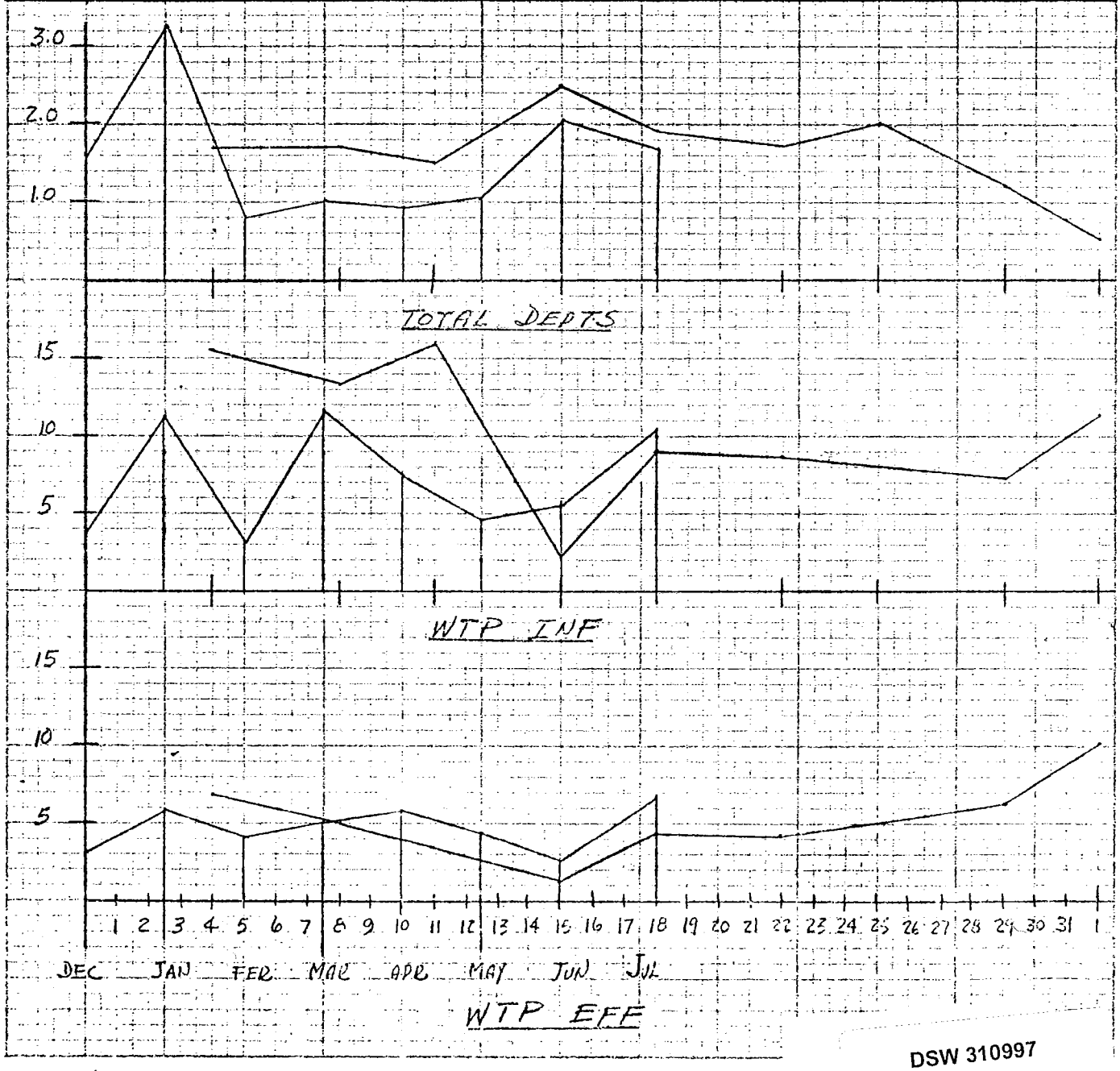

DSW 310997

COMPANY CONFIDENTIAL

WCK PLANT

PCB LOSSES - Lbs PER DAY

JUNE-1973

DATE	246	831	TOTAL DEPTS	WTP INF	WTP EFF	UNK-NOWN	REMARKS
6-3	.465	①.044	.509	②.81	.93	.201	* "Estimated" avg. of last month
6-6	1.337	2.868	4.205	28.913	3.968	24.708	① No explanation for high incinerator and 246 losses.
6-10	.513	*.056	.569	1.851	1.697	1.282	② Unknown losses.
6-13	.806	.055	.861	2.927	6.757	2.061	③ Heavy rain on the 18th plus a leaky pump of 1221
6-17	.717	.028	.745	2.503	2.108	1.758	④ Unknown losses from Aroclor Dept.
6-20	1.870	③.276	2.146	2.960	1.553	.814	
6-24	.488	.023	.511	2.016	2.171	1.495	
6-27	1.041	.011	1.052	4.875	3.426	3.823	
7-1	7.524	.048	7.572	3.682	3.989	—	
AVG	1.640	.378	2.013	5.533	2.862		

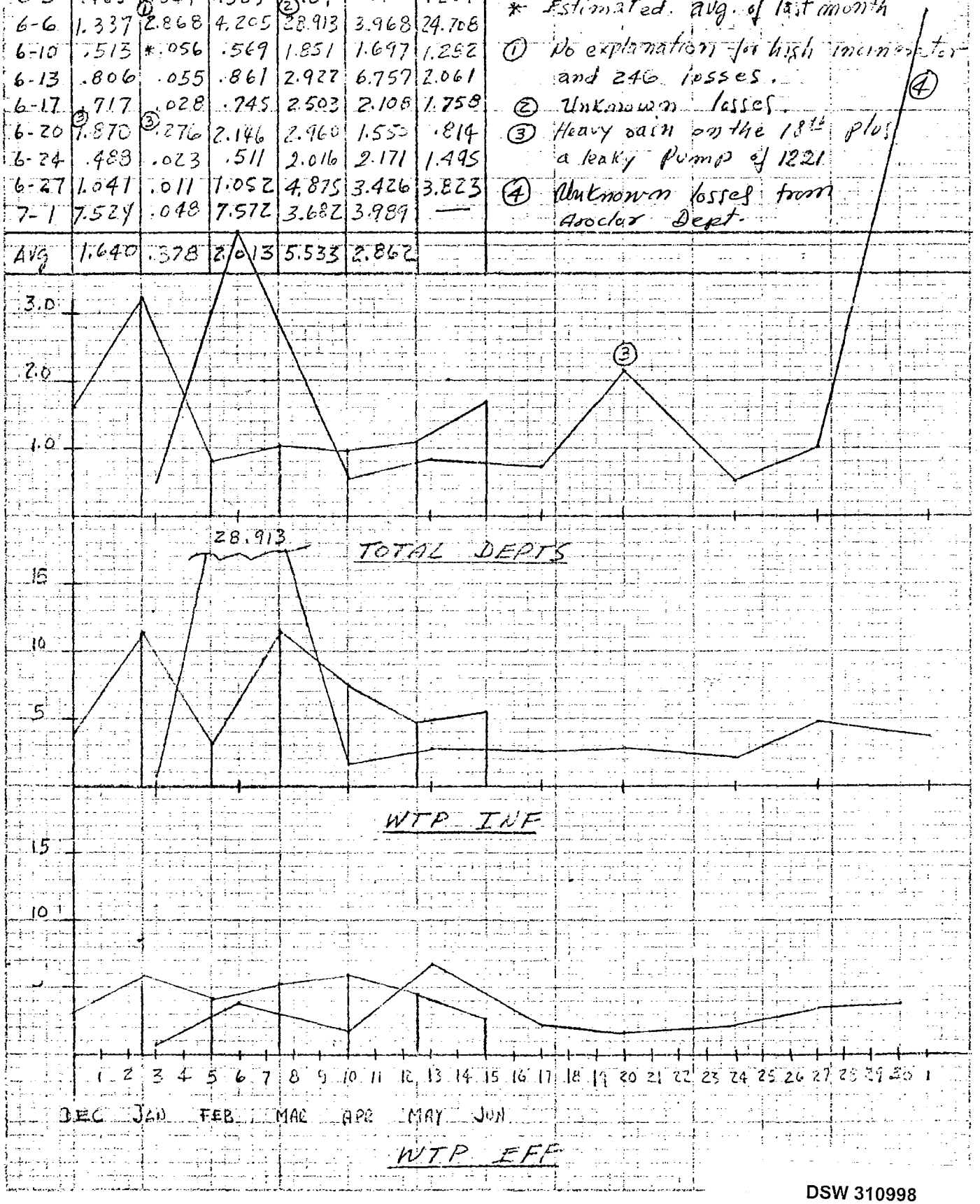

DSW 310998

STLCOPCB4070984

WGK PLANT

PCB LOSSES - Lbs PER DAY

MAY-1975

DATE	246	831	TOTAL DEPTS	WTP INF	WTP EFF	UNK-NOWN	REMARKS
5-2	.705	*.10	.805	5.85	6.50	5.04	
5-6	1.435	*.10	1.535	5.84	6.10	4.40	
5-9	.392	.08	.472	1.56	1.40	1.08	
5-13	.560	.03	.590	3.00	1.50	2.41	
5-16	.925	.03	.955	7.20	6.10	6.24	
5-20	1.112	.04	1.154	5.70	3.46	4.54	
5-23	1.090	*.03	1.120	2.84	2.20	1.74	
5-27	.346	.06	.406	7.64	(12.75)	7.23	
5-30 ①	3.336	.038	3.374	2.66	2.19	—	
AVE.	1.700	.056	1.156	4.69	4.68		

COMPANY CONFIDENTIAL

* Estimated - Sampler down

① Unknown Losses from Dept. 246

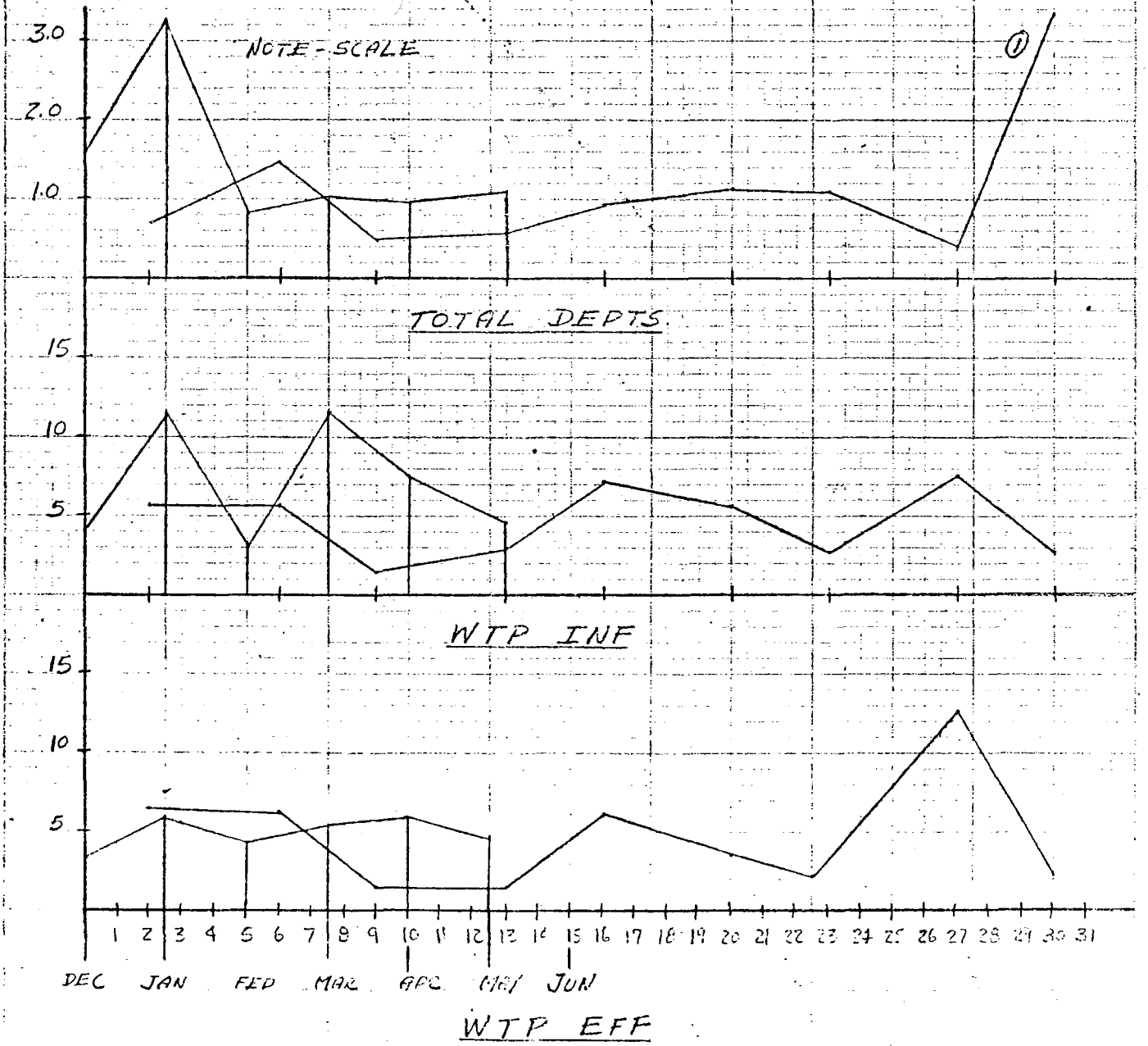

DSW 310999

STLCOPCB4070985

PCB LOSSES - Lbs PER DAY

APRIL - 73

DATE	246	831	TOTAL DEPTS.	WTP INF	WTP EFF	UNK-NOWN	REMARKS
4-4	.50	.16	.66	14.6	6.6	13.94	COMPANY CONFIDENTIAL
4-8	.22	.18	.40	5.3	3.5	4.92	
4-11	.35	.10	.45	4.8	3.5	4.45	
4-15	.34*	.11	.45	3.8	3.8	3.39	
4-18	2.00*	.04	2.04	9.5	10.9	7.46	* Sewered HCl at 246 8 hr. - 4-16-73 14½ " - 4-18 73
4-22	1.08	.21	1.29	9.2	7.6	7.91	
4-25	.92	.06	.98	7.9	7.8	6.88	
4-29	.77	.03	.80	4.9	3.7	4.12	
AVE	.77	.11	.88	7.5	5.9	6.63	

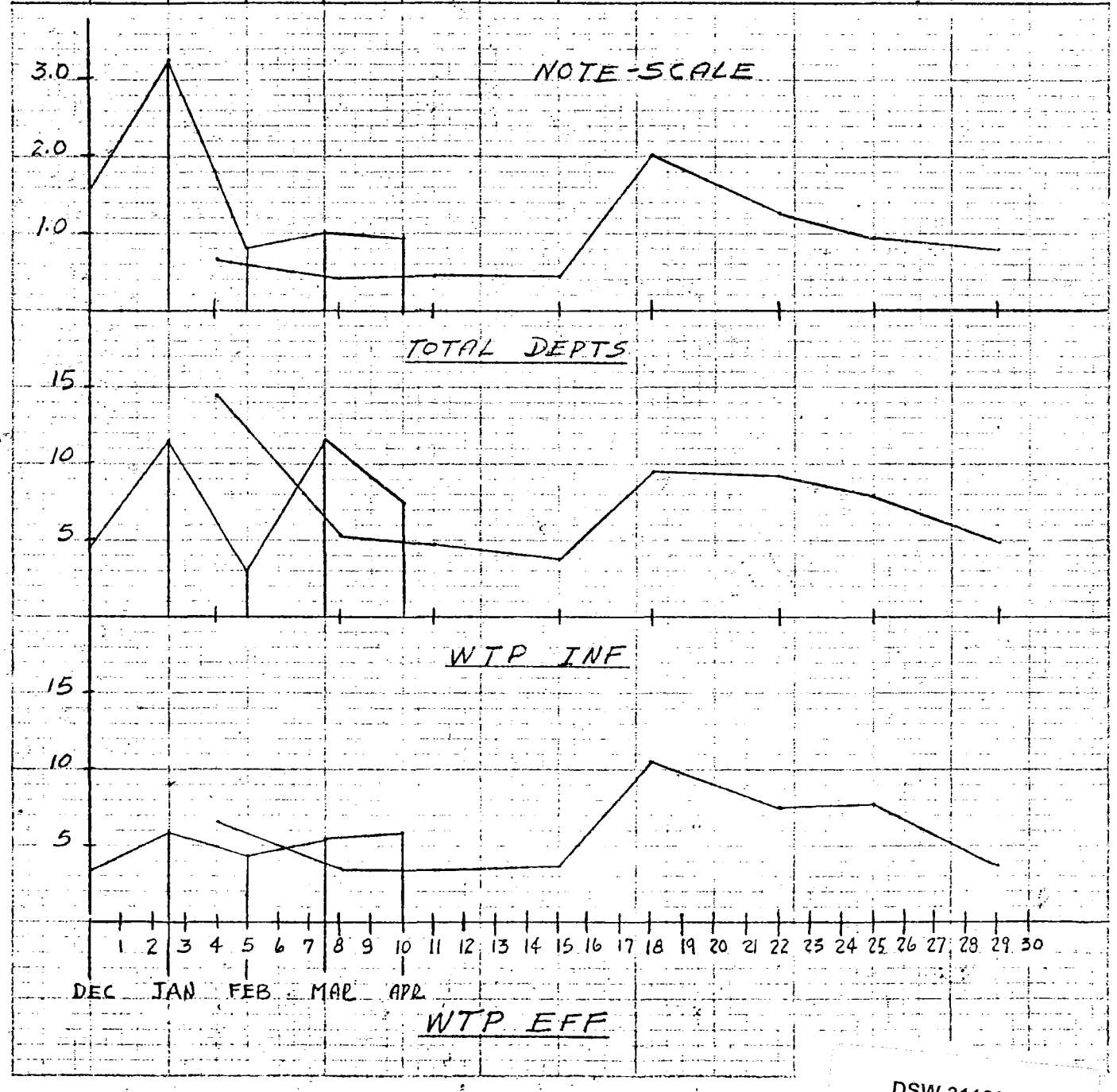

DSW 311000

STLCOPCB4070986

PCB LOSSES - Lbs PER DAY — MARCH-73

DATE	246	831	TOTAL DEPTS.	WTP INF	WTP EFF	UNK-NOWN	REMARKS
3-4	.16	.01	.17	6.5	5.5	6.33	
3-7	1.22	.08	1.30	12.4	10.0	11.10	sewered HCl - washed 2 tank-cars
3-11	.31	.05	.36	10.5	3.0	10.05	
3-14	.30	.33 *	.66	2.8	2.1	2.14	* Flow at incinerator increased
3-18	.52	1.45①	1.97	24.0	16.3	22.55	① Started incinerator
3-21	.60	1.22	1.82	5.4	4.0	3.58	② 30" plant main sewer - 15 Lbs.
3-25	.59	.76	1.35	36.8③	4.5	35.45	24" " " " 3.5 Lbs
3-28	1.08	.43	1.51	3.0③	2.9	1.49	③ 30" " " " 3.6 " 18.5 Lbs
4-1	.28	.10	.38	1.9④	1.1	1.52	24" " " " 2.4 " 6.0 Lbs
AVG	.56	.49	1.05	11.5	5.5	10.46	④ 30" " " " 2.7 "
							24" " " " .8 3.5 Lbs

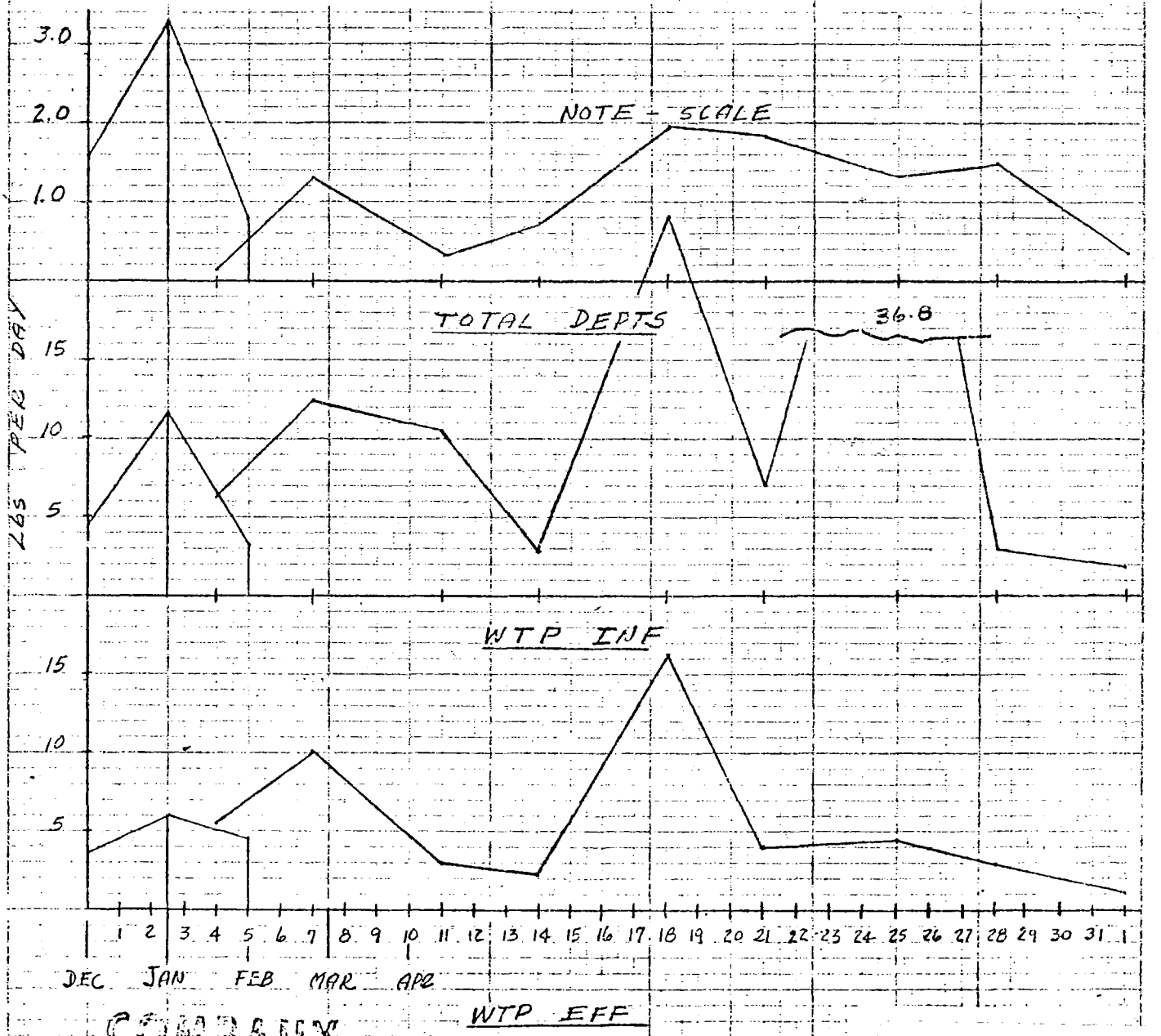

COMPANY CONFIDENTIAL

DSW 311001

STLCOPCB4070987

PCE LOSSES - Lbs PER DAY

FEBRUARY 73

DATE	246	831	TOTAL DEPTS.	WTP INF.	WTP EFF.	UNK-NOWN	REMARKS
2-4	3.87	<.01	3.88	3.3	2.7	0	
2-7	.36	.02	.38	6.3	5.5	6.0	
2-11	.31	<.01	.32	16.3	14.6	16.0	→ no obvious reasons for high losses at WTP.
2-14	.10	.06	.16	2.5	2.3	2.1	
2-18	.26	.01	.27	2.6	1.4	2.3	
2-21	.34	.06	.40	6.4	3.1	6.0	INCINERATOR DOWN DURING THIS MONTH
2-25	.24	.25	.49	3.9	2.0	3.4	
2-28	.41	.02	.43	7.0	4.5	6.4	
AVG	.74	.05	.79	6.0	4.5		

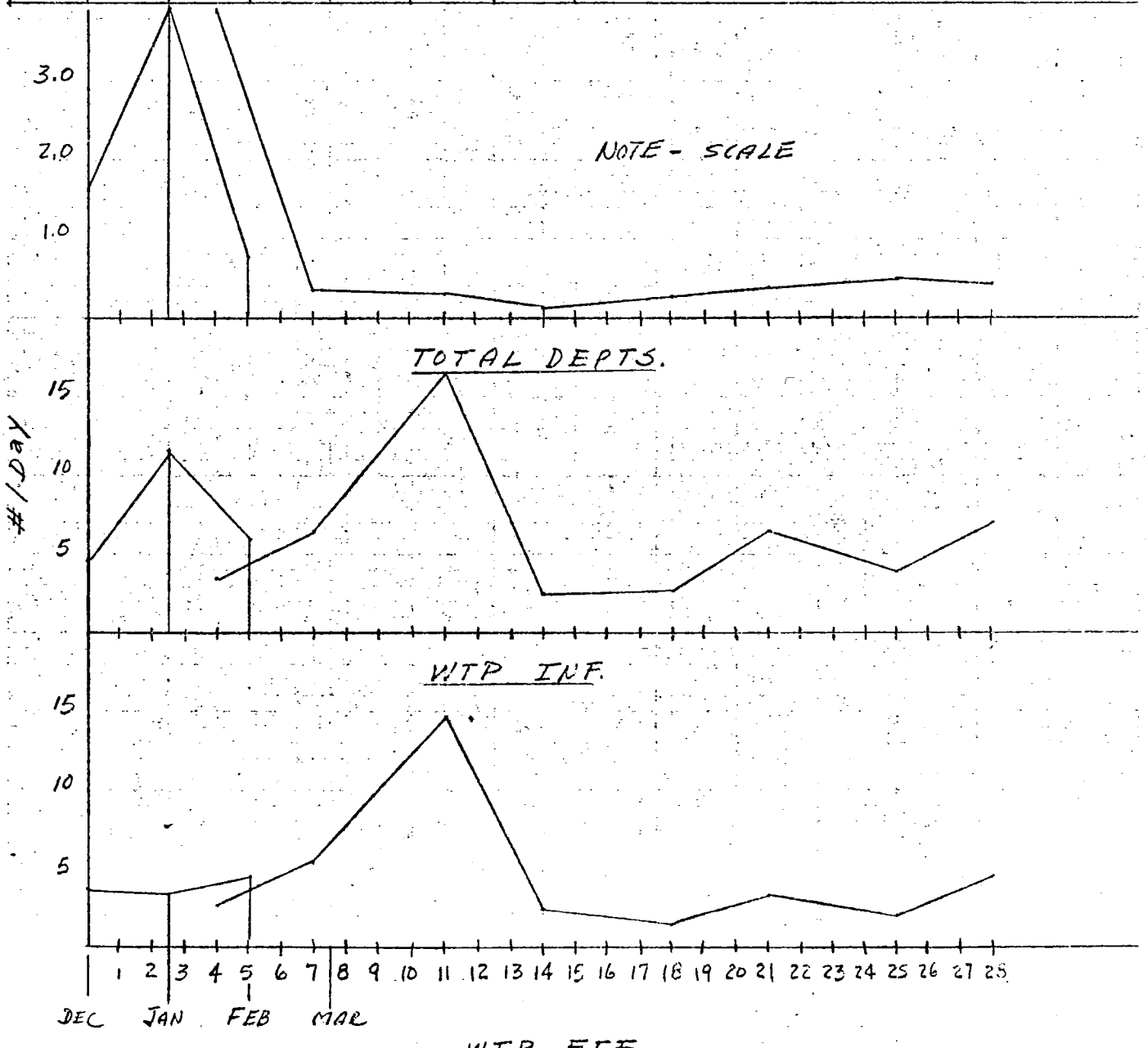

DSW 311002

STLCOPCB4070988