Skidmore Corporation

General Offices and Factory: St. Joseph, Mich.

Sales and Service Offices

Atlanta, Ga.	Chicago, Ill.	Houston, Texas	Oklahoma City, Okla.	Seattle, Wash.
Baltimore, Md.	Cincinnati, Ohio	Indianapolis, Ind.	Omaha, Nebr.	Spokane, Wash.
Boston, Mass.	Cleveland, Ohio	Kansas City, Mo.	Philadelphia, Pa.	St. Louis, Mo.
Bridgeport, Conn.	Dallas, Texas	Little Rock, Ark.	Pittsburgh, Pa.	Tacoma, Wash.
Buffalo, N. Y.	Denver, Colo.	Los Angeles, Calif.	Portland, Ore.	Tampa, Fla.
Butte, Mont.	Des Moines, Iowa	Memphis, Tenn.	Rochester, N. Y.	Toledo, Ohio
Charlotte, N. C.	Detroit, Mich.	Minneapolis, Minn.	Rockford, Ill.	Tulsa, Okla.
Chattanooga, Tenn.	Grand Rapids, Mich.	New Orleans, La.	San Francisco, Calif.	Warrensburg, N. Y
		New York, N. Y.		

Canadian Representatives and Manufacturers—DARLING BROS., LTD., Montreal, Que.



Illustration of Skidmore Condensation Pump

Skidmore Vacuum Pump

Interceptor base gives low water-line operation without pitting. Unit sets directly on floor—no necessity of a concrete base. Occupies small floor space, simple in design and sturdy, high efficiency. Having no close clearances, valves or gears, the **Efficiency Remains Constant.**

Send for Bulletin 6

The Skidmore Condensation Pump

The same high-grade construction as in our Vacuum Pumps: bronze fitted throughout, cast iron tank, ball bearings. Due to novelty in design, pump has lower water-line control than many others which in many instances makes pitting unnecessary. Motor and float mounted high above danger of being submerged. Centrifugal pump is accessible without disturbing piping. *Send for Bulletin No. 7*



Illustration of a Skidmore Automatic Vacuum Pump

Size	Capacity Sq. Ft.	H. P. Motor 10 Lb.	H. P. Motor 20 Lb.	Gallons Between Float Stops	Gallons Per Minute Pumped	Inlet Disc.		Weight 10#	Weight 20#
C 21	2,000	⅛	...	9	4	2″	1″	325	...
C 22	2,000	...	½	9	4	2″	1″	...	350
C 41	4,000	⅛	...	9	6	2″	1″	325	...
C 42	4,000	...	½	9	6	2″	1″	...	350
C 61	6,000	⅛	...	9	8	2″	1″	325	...
C 62	6,000	...	½	9	8	2″	1″	...	350
C 81	8,000	⅛	...	9	11	2″	1¼″	325	...
C 82	8,000	...	½	9	11	2″	1¼″	...	350
C101	10,000	⅛	...	18	13	2½″	1¼″	440	...
C102	10,000	...	½	18	13	2½″	1¼″	...	460
C121	12,000	½	...	18	16	2½″	1¼″	460	...
C122	12,000	...	¾	18	16	2½″	1¼″	...	470
C161	16,000	½	...	18	22	2½″	1¼″	460	...
C162	16,000	...	¾	18	22	2½″	1¼″	...	470
C261	26,000	¾	...	25	35	3″	1½″	495	...
C262	26,000	...	1	25	35	3″	1½″	...	515
C401	40,000	1½	...	25	60	3″	2″	525	...
C402	40,000	...	2	25	60	3″	2″	...	550

10-in. Vacuum, 10 and 20 lb. Pressure

Size of Pump	Capacity Sq. Ft. of Radiation	Gals. of Water per Min.	Motor H. P. 10 Lb.	Motor H. P. 20 Lb.	Size of Companion Flanges for Returns	Size of Discharge to Boiler
0	5,000	8	¾	1	1½″	1″
1	8,000	11	1	1½	2″	1¼″
2	16,000	22	1½	2	2″	1¼″
3	26,000	35	2	3	3″	1½″
4	40,000	60	3	5	3″	2″
5	65,000	90	5	7½	5″	2″
6	100,000	150	7½	10	5″	2½″
7	150,000	200	10	15	5″	2½″

R. P. M. 1800 for all sizes. Data on pumps for higher discharge pressure furnished on request.

The Trane Company

La Crosse, Wis.

See Unit Heaters, page 696; Heat Cabinets, pages 784-785; Heating Specialties, page 861.

BRANCHES IN ALL PRINCIPAL CITIES

TRANE PUMPS



Circulating Pump *Heavy Duty Circulating Pump* *Condensation Pump, 400 Series*

The complete Trane Line of Pumps includes condensation pumps, sump pumps, circulating and booster pumps—both low and high pressure for water, brine, or liquids ordinarily encountered in the process industry.

All Trane pumps are of the centrifugal pumps. Due to advanced engineering design they develop higher efficiencies and require smaller motors than the average centrifugal pump. On the smaller pumps three-quarter horsepower motors do work that has always required one or one-and-one-half horsepower. On the larger pumps 7½ hp. motors do work that ordinarily requires a 10 hp. motor.

The condensation pump units are furnished completely hooked up and ready to install. All electrical equipment is wired according to National Code requirements.

Complete data, roughing-in dimensions and capacities for all sizes of pumps will be sent on request.

CAPACITIES

Pump No.	Radiation in Sq. Ft.	Min. Gal. per Min.	Max. Pres. at Pump	Motor H.P.	Unit Complete See Notes Approximate Ship. Wt., Lb.	Pump No.	Radiation in Sq. Ft.	Min. Gal. per Min.	Max. Pres. at Pump	Motor H.P.	Unit Complete See Notes Approximate Ship. Wt., Lb.
410	4000	6-9	10	¼	250	1510	15000	25-30	10	½	525
415	4000	6-9	15	½	275	1515	15000	25-30	15	¾	550
420	4000	6-9	20	½	275	1520	15000	25-30	20	¾	550
430	4000	6-9	30	¾	275	1530	15000	25-30	30	1	575
440	4000	6-9	40	¾	300	1540	15000	25-30	40	2	625
						1550	15000	25-30	50	3	650
610	6000	9-12	10	¼	400						
615	6000	9-12	15	½	425						
620	6000	9-12	20	½	425	2010	20000	30-40	10	¾	550
630	6000	9-12	30	¾	450	2015	20000	30-40	15	1	575
640	6000	9-12	40	¾	450	2020	20000	30-40	20	1	575
						2030	20000	30-40	30	2	625
810	8000	12-16	10	¼	400	2040	20000	30-40	40	2	625
815	8000	12-16	15	½	425	2050	20000	30-40	50	3	650
820	8000	12-16	20	½	425						
830	8000	12-16	30	¾	450						
840	8000	12-16	40	¾	450	2510	25000	40-50	10	1	575
850	8000	12-16	50	2	550	2515	25000	40-50	15	1	575
						2520	25000	40-50	20	1½	600
1010	10000	15-20	10	¼	425	2530	25000	40-50	30	2	625
1015	10000	15-20	15	½	450	2540	25000	40-50	40	3	650
1020	10000	15-20	20	½	450	2550	25000	40-50	50	3	650
1030	10000	15-20	30	¾	475						
1040	10000	15-20	40	¾	475						
1050	10000	15-20	50	2	650						

Data on larger sizes will be furnished upon request.