Pydraul(R) 135
Fire-Resistant Hydraulic Fluid

Pydraul 135 Fire-Resistant Hydraulic Fluid ... a low viscosity synthetic that gives you the performance of premium grade petroleum oils - plus safety - at the price of water/ glycols.

O/FF - 4

(disclaimer)

0619701

TOWOLDMON0039490

Table of Contents

Introduction. . . . . .

Properties of Pydraul 135

Chemical . . . . . .
Inspection. . . . . .
Corrosion and Stability . . . . . .
Fire Resistance . . . . . .
Performance . . . . . .

Mixing Compatibility. . . . . .

Change-over Procedures. . . . . .

Handling and Storage. . . . . .

0619702

TOWOLDMON0039491

Introducing Pydraul 135 hydraulic fluid ...

Pydraul(R) 135 is one of Monsanto's growing line of internationally accepted, fire-resistant hydraulic fluids and lubricants.

Pydraul 135 is a sister product of recently introduced Pydraul 312. Both are forerunner of a new chemical concept in hydraulic fluids ... a unique marriages of synthetic fluids with specially chosen petroleum fractions. The result is a fire-resistant hydraulic fluid that matches or excells the properties of existing hydraulic fluids -- including synthetics, premium grade petroleum oils and water-containing fluids -- but sells in the same price range as water/glycol fluids and offers up to 40% savings over other water-free, fire-resistant hydraulic fluids!

Pydraul hydraulic fluids first began working to protect hydraulic operations from fire in 1951. Today, the seven Pydraul fluids have performed millions of machine hours of service without contributing to a single fire ... not even when sprayed from ruptured high-pressure hydraulic lines onto white-hot metal. In addition to fire-resistance, the Pydraul fluids have always offered ...

... lubrication as good as premium grade oils

... freedom from corrosive action and foam

... ease of maintenance

... and permanence -- they don't "wear out"

0619703

TOWOLDMON0039492

Chemically Speaking ...

Pydraul 135 fluid is a permanent solution of carefully selected petroleum fractions in a synthetic base of halogenated hydrocarbons and phosphate esters. Chemically similar to Pydraul 312, this new fluid offers fire-resistance, lasting chemical stability, no oxidation or corrosion in normal service, and minimum maintenance for your low viscosity machines.



TOWOLDMON0039493

| Inspection Properties ... | |
|---|---|
| Viscosity, SSU @ 40°F | 1600 |
| Viscosity, SSU @ 100°F | 140.9 |
| Viscosity, SSU @ 210°F | 40.9 |
| Viscosity Index | 149 |
| Pour Point, °F | -10 |
| Density 25/25 | |
| Grams/cc | 1.19 |
| pounds/gal | 9.92 |
| ASTM D-892 Foam Test | |
| Sequence I | pass |
| Sequence II | pass |
| Sequence III | pass |

The viscosity and viscosity index of Pydraul 135 are very similar to those of a high quality R&O (rust and oxidation inhibited) type petroleum hydraulic oil as the comparative viscosity curves indicate.



TOWOLDMON0039494

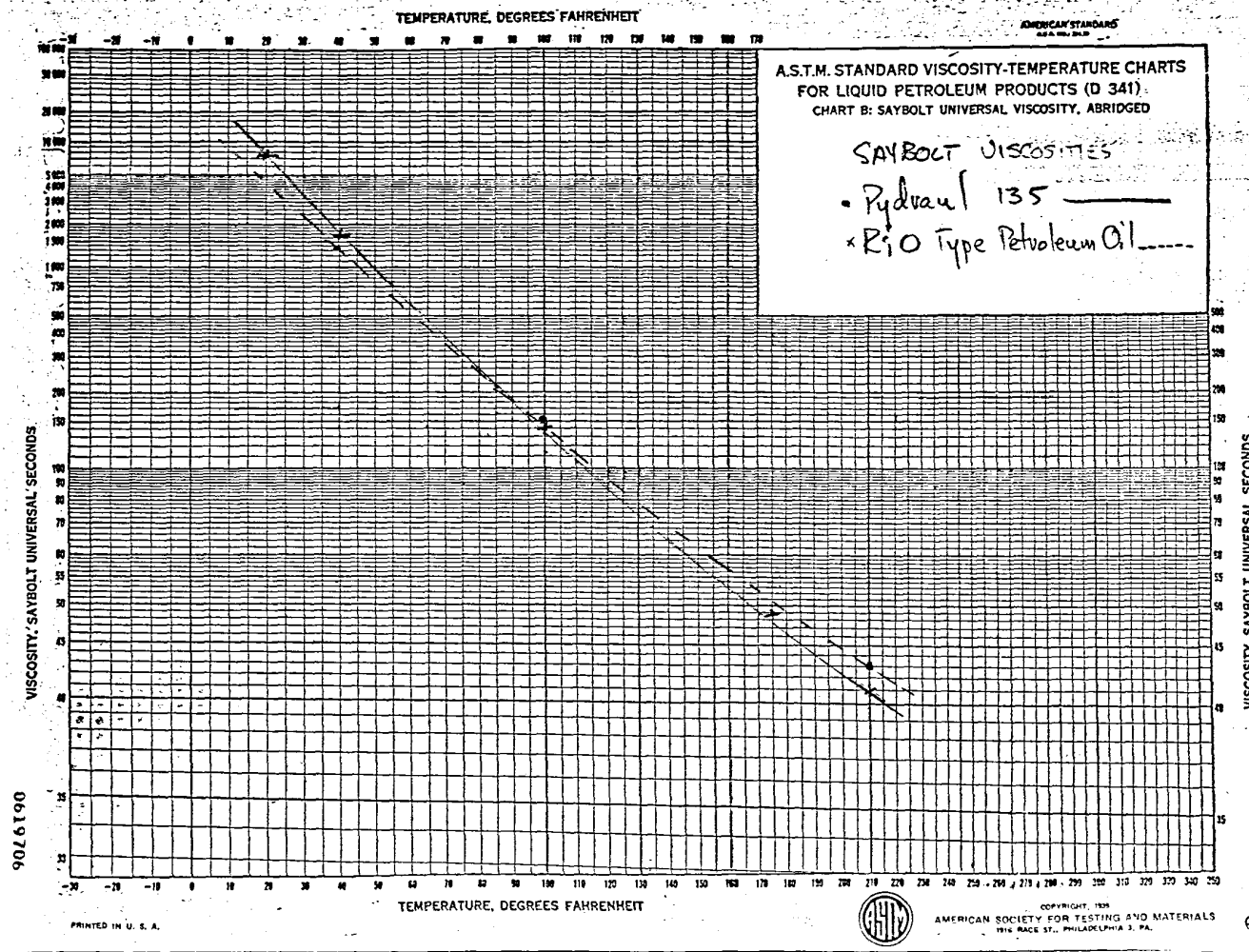


061706

TOWOLDMON0039495

Corrosion & Stability ...

The corrosion and oxidation stability properties of Pydraul 135 are equal to those of the best petroleum hydraulic fluids. Pydraul 135 will not rust or corrode any metal in a hydraulic system even when over-heated to 250°F.

In the ASTM D-665 Rust Test Pydraul 135 showed no rust at all, and in use Pydraul 135 does not lose its anti-rust properties.

Good hydrolytic stability is a basic characteristic of Pydraul 135. If water somehow enters your hydraulic system, Pydraul 135 won't hydrolyze to foam acidic or corrosive products.

Beverage Bottle Test (Pydraul 135 plus water aged @ 200°F for 48 hours with a copper strip through both phases).

| | |
|---|---|
| Neutral No. Change, mg KOH/mg | + 0.12 |
| Viscosity change, % @ 100°F | +1.0 |
| % @ 210°F | +0.4 |
| Insolubles | none |
| Copper strip | no corrosion |



TOWOLDMON0039496

Fire Resistance ...

Pydraul 135 is an industrial fire-resistant hydraulic fluid and is listed by Underwriters' Laboratory.

Miscellaneous Fire-Resistance Tests

| | |
|---|---|
| ASTM D-2155, Auto. Ing. Temp °F | 760 |
| High Pressure Spray Test (AMS-3150C) Test fluid sprayed at 1000 psi through orifice, passing through flame of oxyacetylene torch, 6000°F | Intermittent flashing but self-extinguishing. |
| Low Pressure Spray Test (AMS-3150C). Test fluid sprayed at low pressure over ignited, oil-soaked rags to determine degree of increase in flame intensity. | Slight increase in flame intensity. |
| Hot manifold test (AMS 3150-C) Test fluid dripped on tube at 1300°F. | Intermittent flashing but self-extinguishing. |
| [redacted] at 950°F | Does not flash |
| Molten Metal Ignition Test. Test fluid exposed to the surface of aluminum alloy at 1200°F to test for spontaneous ignition. | Does not ignite spontaneously. Flashes intermittently with ignition source. |

U.S. Bureau of Mines
Schedule 30 Fire Tests*:

| | |
|---|---|
| Pipe Cleaner Test, Number of Cycles: | |
| Fresh Fluid | 28 |
| Aged 4 hours @ 150°F | 24 |
| Temperature/Pressure Spray Ignition Test: | |
| Propane Torch | pass |
| Electric Arc | pass |
| Burning Kerosene-Soaked Cotton | pass |

Ask to see the color motion picture, "Before Hydraulic Fires Start.

0619708

*Although Pydraul 135 fluid meets U.S. Bureau of Mines fire-test requirements, it is not approved since required field tests in mining machinery have not been completed.

TOWOLDMON0039497

Performance Properties ...

Pydraul 135 has good viscosity and viscosity-temperature (V.I.) properties. These properties are permanent. Pydraul 135 will not shear mechanically to degrade viscosity.

The following chart shows viscosity of Pydraul 135 before a mild Vickers Hydraulic Pump Test ... and practically the same viscosity after the test.

Vickers Hydraulic Vane Pump Test (mild)

(V-105E pump, 1000 hours, 140°F, 1000 psi)

| | | |
|---|---|---|
| % Viscosity change | @ 100°F | +11 |
| | @ 210°F | + 5 |

Weight loss of pump parts, mg.

| | |
|---|---|
| bushings, 2015 | 21 |
| bushings, 2016 | 11 |
| Ring | 22 |
| Vane | 2 |



TOWOLDMON0039498

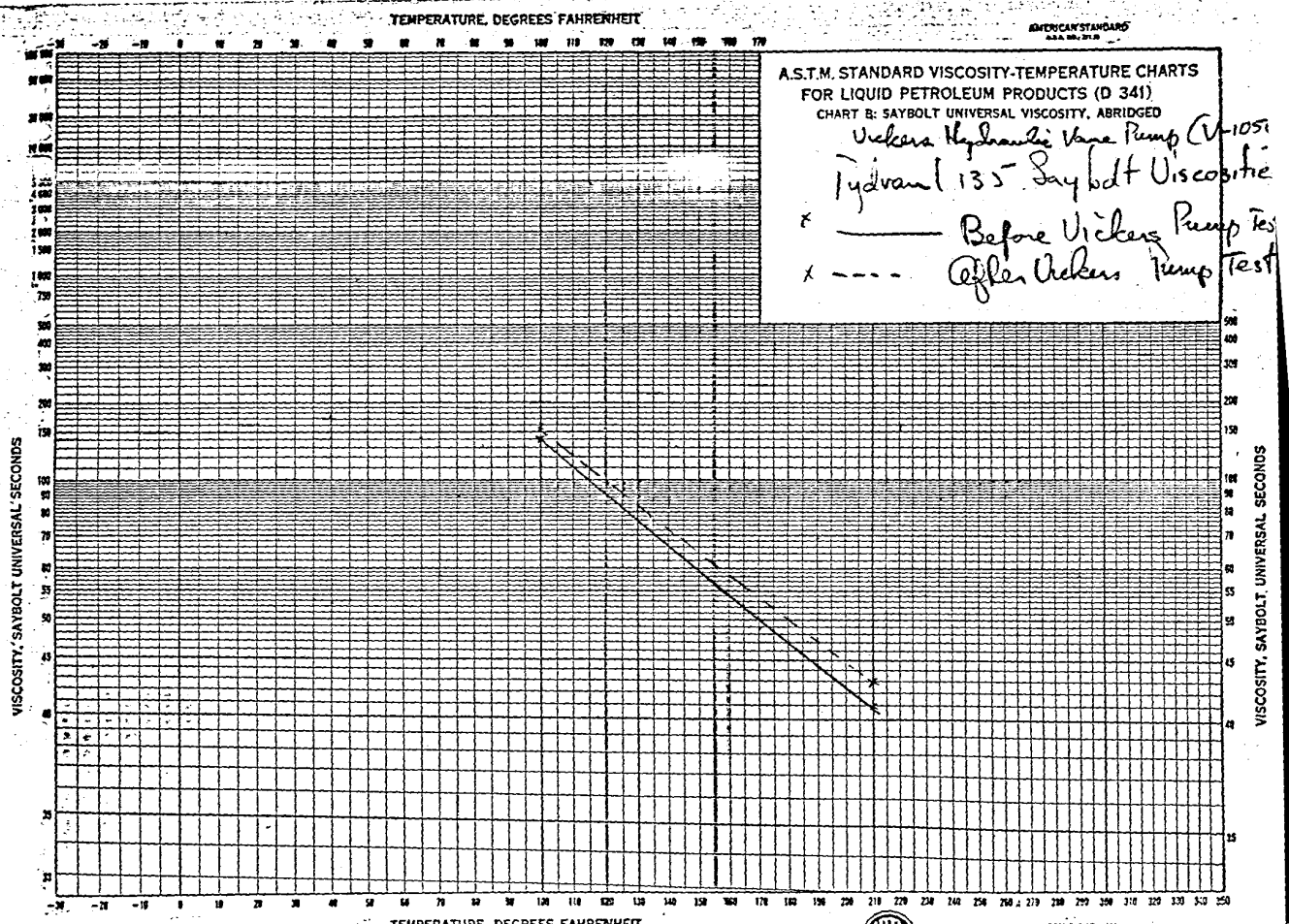


TOWOLDMON0039499

In the severe Vickers Hydraulic Pump Test (V105C pump), Pydraul 135 lubricates as well or better than high-quality R&O petroleum oils.

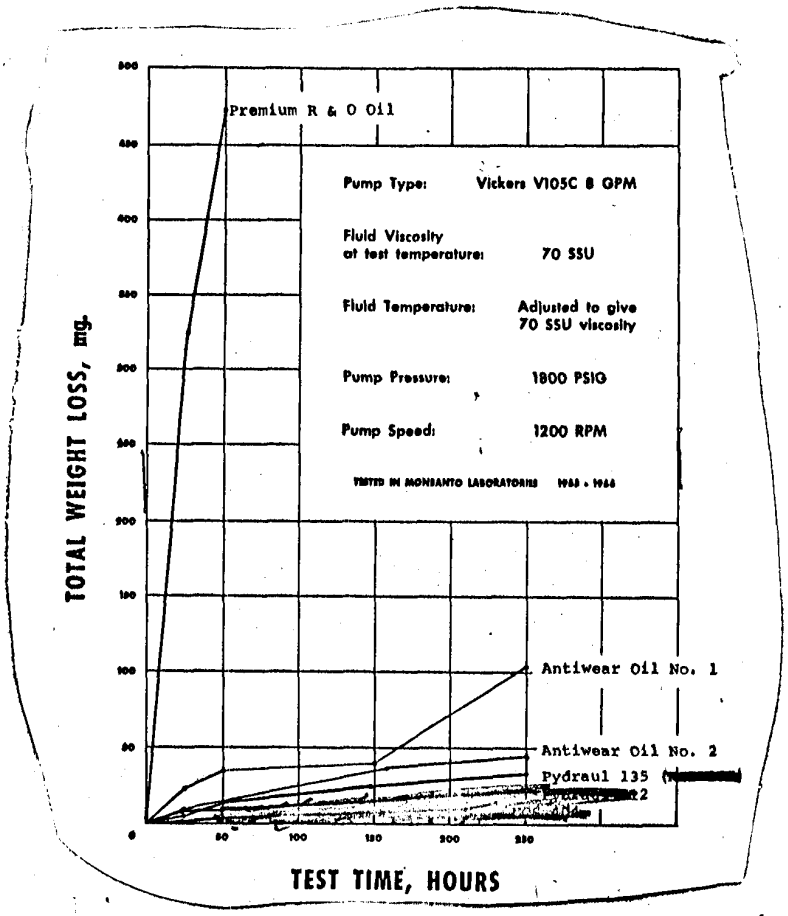


TOWOLDMON0039500

Four Ball Wear Test (620 rpm, 1 hour, 167°F)

Steel on steel, mm scar diameter

| | |
|---|---|
| 4 kg load | 0.18 |
| 10 kg load | 0.24 |
| 40 kg load | 0.43 |

Steel on bronze

| | |
|---|---|
| 10 kg load | 0.48 |

Timken Test

| | |
|---|---|
| Timken OK load, lbs. | 45 |

Pydraul 135 lubricates under extreme pressure as well as high-quality industrial gear lubricants.

Field Tests

In addition to the laboratory tests, Pydraul 135 has been thoroughly evaluated for use in ASKANIA type regulators. General approvals for its use have been given by major equipment manufacturers. Pydraul 135 will give years of trouble-free pump service ... the same long pump life afforded by high-quality R&O type petroluem hydraulic oils.

And Pydraul 135 doesn't wear out. Except for normal "make-up",

... you don't add water

... you don't have "drain and change" periods

... you don't have to check it daily

... or perform most of the other-time-consuming maintenance necessary with water-containing fluids.



TOWOLDMON0039501

Mix Compatibility ...

Pydraul 135 solubility with other hydraulic fluids

| Type | Pydraul 135 |
|---|---|
| Other Pydraul Fluids (A-200, F-9, 150, 625, &312) | Soluble in all proportions |
| Other commerical Phosphate Esters (Houghto-Safe 1130, Cellulube 220, etc.) | 5% phosphate ester is soluble in Pydraul 135 at room temperature; 10% is insoluble at room temperature |
| Water/Glycol Phosphate Esters | Insoluble in water/glycol fluids and vice versa |
| Potroleum oils | Soluble in all proportions, but oil contamination can reduce Pydraul 135 fire-resistant qualities. |



TOWOLDMON0039502

Change-Over Procedures

Converting to Pydraul 135 hydraulic fluid is easy. Virtually every type of equipment that uses fire-resistant hydraulic fluid has been converted to Pydraul fluids. Equipment manufacturers are, therefore, experienced in Pydraul fluid conversions and should be consulted.

If changing seals is necessary, equipment manufacturers can tell you what seals to change, and most even carry a supply of correct seals. Laboratory tests show that Viton(1) A is the preferred elastomer for compatible seals. For moderate temperatures, (below 140°) Butyl seals, hose, etc. appear acceptable.

To replace other Pydraul fluids with Pydraul 135, where compatible seals are in the system, it is only necessary to add Pydraul 135 as make-up fluid. It is not necessary to drain or clean. When you convert from petroleum oils, other synthetic fluids, water/glycol fluids, or water-in-oil emulsions, we recommend the following steps. These steps conform to National Fluid Power Association Standards.

Your Monsanto representative will assist you any way he can, or you can telephone our technical specialists in St. Louis directly.

---

(1) Trademark of E.I. duPont de Nemours & Co., Inc.



TOWOLDMON0039503

Changing from Petroleum Oil

1. Completely drain and clean the system. Small amounts of oil will not interfere with the performance of Pydraul 135, but resistance to fire is reduced by the amount of oil left in the system.
2. Drain and blow out pipelines. Manually clean valves and reservoirs.
3. Open or remove and drain valves. Replace gaskets, packings, and seals with those compatible with Pydraul 135. It is particularly important to change dynamic seals. Static seals do not necessarily have to be changed if there is no objection to replacing them each time hydraulic components are serviced.
4. Remove pumps, accumulators, and cylinders, if necessary, for draining. Replace packings, seals, gaskets, and bladders with those compatible with Pydraul 135.
5. Check component functions before the system is closed and fluid is added.
6. If your system cannot be completely drained, you may have to flush it with a small amount of Pydraul 135

Changing from Water/Glycol or Water-in-Oil Emulsion

1. Drain and clean system thoroughly. Remove all traces of water. Empty all lines and low points or dead pockets in components.
2. Clean with steam or warm water. Follow by blowing with dry air.



TOWOLDMON0039504

3. Check sealing materials, hoses, and accumulator bags. Replace if necessary with compatible materials.
4. Install a minimum charge of Pydraul 135 and operate the system from 16 to 24 hours. During this period, inspect the reservoir. If water or other contaminants float to the top, skim them off.
5. Drain the flushing charge immediately after shut-down while the fluid is warm. Drain all isolated points or parts which do not drain back to the reservoir. If water is apparent in fluid clinging to walls, wipe down all accessible parts.

Changing from Phosphate Esters (Other than Pydraul)

1. Drain the system completely.
2. Cleaning is unnecessary.
3. Generally, seal changes are unnecessary.

Handling and Storage

As with all specialized industrial fluids, certain precautions are advisable when handling Pydraul 135. No problems will arise when Pydraul 135 is used as recommended.

Avoid repeated or continuous skin contact. Repeated or prolonged contact can lead to drying and skin "chapping". Where prolonged skin contact cannot be avoided, gloves should be worn.



TOWOLDMON0039505

At room temperature there is no significant vapor inhalation hazard from Pydraul 135; however, inhalation of vapors produced when the fluid is at high temperatures should be prevented. Single 6-hour exposures to an atmosphere saturated with vapors at ambient temperatures produced only mild discomfort in experimental animals and they survived the 10-day subsequent observation period without ill effect.

Although eye irritation studies using Pydraul 135 at full strength indicate Pydraul 135 is a mild irritant, there is no evidence to show Pydraul 135 causes permanent damage to eye tissue. If Pydraul 135 is splashed or sprayed into the eyes, eyes should be thoroughly flushed with water and the workman referred to a physician. To relieve irritation, physicians have used 1% tetracaine solutions, as well as ophthalmic cortisone acetate solution.

Pydraul 135 hydraulic fluid can be stored at subzero temperatures without fluid damage. Before using, simply allow the fluid to warm to 20 — 30°F. Drums stored outside should be sealed tightly and placed in a horizontal position to keep out moisture.



TOWOLDMON0039506