


Steps for Stewardship of Treated Seed



Follow Directions

Follow directions on treated seed container labeling for handling, storage, planting and disposal practices.




Minimize Dust

Use advanced seed flow lubricants that minimize dust.




Eliminate Weeds

Eliminate flowering plants and weeds in and around the field prior to planting.



BeeAware

At planting, be aware of honey bees and hives located near the field, and communicate with beekeepers when possible.



Clean and Remove

Completely remove all treated seed left in containers and equipment used to handle harvested grain, and dispose of it properly. Keep all treated seed out of the commodity grain channels.

For detailed information about stewardship of treated seed, check out seed-treatment-guide.com

