```
******MODEL NFAC=4,NOD=16,RFC=1,DESIGN=PNC,ABC(AB)D,CODES=T/                    ******
******FACTOR1 NAME=SEX,NLEV=2,LNAME=MALE,FEMALE,LCODE=1,2,FIXED=T/              ******
******FACTOR2 NAME=PB-LEVEL,NLEV=5,LNAME=  0PPM, 10PPM, 50PPM,100PPM,500PPM,    ******
******        LCODE=002,016,057,155,576,FIXED=T/                                ******
******FACTOR3 NAME=DOG,NLEV=4,LNAME=1,2,3,4,LCODE=1,2,3,4,FIXED=F/             ******
******FACTOR4 NAME=TIME-PERIOD,NLEV=10,LNAME=1 MON,2 MON,3 MON,6 MON, 9 MON,12 MON,  ******
******        15 MON,                                                           ******
******        18 MON,21 MON,24 MON,LCODE=01,02,03,06,09,12,15,18,21,24,FIXED=T/ ******
******RESPONSE Y1=ERYTHROCYTES,Y2=HEMOGLOBIN,Y3=HEMATOCRIT,Y4=STIPLED CELLS,    ******
******        Y5=LEUCOCYTES,Y6=NEUTROPHILS,Y7=SEGMENTED,Y8=JUVENILE,Y9=MYELOCYTIC,  ******
******        Y10=LYMPHOCYTES,Y11=EOSINOPHILS,Y12=MONOCYTES,Y13=BASOPHILS,      ******
******        Y14=ATYPICAL CELLS,Y15=NUCLEATED RBCS,ARCSIN SQRT(.01Y4)/         ******
******MEANS 3                                                                  ******
******MEANS PLOT 3                                                             ******
******OPCODES                                                                  ******
```

```
  OPCODES
    MOV 15,1,801                                    9  15   1 801   0   1
    MPY 4,(.01),101                                 3   4 901 101   0   2
    SQT 101,101                                     6 101 101   0   0   3
    ASN 101,816                                    31 101 816   0   0   4
    OUT                                           999   0   0   0   0   5
```

```
******FORMAT(4X,A1,A3,A1,A2,4X,5F5.0,10F3.0)                                   ******
******DATA NOBS=400,INOV=15                                                    ******
```

Y1 - Y15

EXPANDED DATA MATRIX (IDENTIFICATION: INPUT DATA ROW NUMBER, EXPANDED DATA ROW NUMBER, FACTOR LEVELS)

Y1=ERYTHROCY Y9=MYELOCYTI	Y2=HEMOGLOBI Y10=LYMPHOCY	Y3=HEMATOCRI Y11=EOSINOPH	Y4=STIPLED C Y12=MONOCYTE	Y5=LEUCOCYTE Y13=BASOPHIL	Y6=NEUTROPHI Y14=ATYPICAL	Y7=SEGMENTED Y15=NUCLEATE	Y8=JUVENILE ARCSIN SQRT(
1 1	2 1 1 1						
5.16000	17.20000	47.00000	.00000(= 4)	21.80000	55.00000	51.00000	3.00000(= 8)
1.00000	35.00000	8.00000	2.00000(=12)	.00000	.00000	.00000	.00000(=16)
2 2	2 1 1 2						
5.92000	15.80000	42.00000	.00000(= 4)	11.40000	58.00000	48.00000	8.00000(= 8)
2.00000	32.00000	4.00000	3.00000(=12)	1.00000	2.00000	.00000	.00000(=16)
3 3	2 1 1 3						
4.52000	14.10000	37.00000	.00000(= 4)	13.50000	61.00000	60.00000	1.00000(= 8)
.00000	27.00000	3.00000	7.00000(=12)	.00000	2.00000	1.00000	.00000(=16)
4 4	2 1 1 4						
5.48000	16.60000	44.00000	.00000(= 4)	15.20000	65.00000	65.00000	.00000(= 8)
.00000	27.00000	3.00000	4.00000(=12)	.00000	1.00000	.00000	.00000(=16)
5 5	2 1 1 5						
5.08000	14.90000	39.00000	.00000(= 4)	12.70000	59.00000	55.00000	2.00000(= 8)
2.00000	29.00000	6.00000	5.00000(=12)	.00000	1.00000	.00000	.00000(=16)

NO. OF INPUT DATA ROWS = 400
NO. OF ROWS DELETED BY LOGICAL TESTS = 0
NO. OF ROWS DELETED FOR MISSING DATA = 0
NO. OF EXPANDED DATA ROWS REMAINING = 400

******ANOVA ******

DUP050308787

RESPONSE NUMBER 1 Y1=ERYTHROCYTES

CELL IDENTIFICATION				CELL MEAN
Dept	Period	by	Time	
1	1	1	1	6.0800
1	1	1	2	5.4800
1	1	1	3	5.2000
1	1	1	4	4.7600
1	1	1	5	5.5600
1	1	1	6	5.8400
1	1	1	7	5.7200
1	1	1	8	4.8400
1	1	1	9	5.3800
1	1	1	10	6.0800
1	1	2	1	6.3200
1	1	2	2	5.4400
1	1	2	3	4.9600
1	1	2	4	5.1200
1	1	2	5	4.9600
1	1	2	6	5.6400
1	1	2	7	5.6800
1	1	2	8	4.6400
1	1	2	9	5.2300
1	1	2	10	5.4800
1	1	3	1	5.8800
1	1	3	2	5.6000
1	1	3	3	4.4400
1	1	3	4	4.7600
1	1	3	5	5.5600
1	1	3	6	5.2000
1	1	3	7	4.8800
1	1	3	8	4.2800
1	1	3	9	3.7000
1	1	3	10	5.5600
1	1	4	1	7.4000
1	1	4	2	5.9200
1	1	4	3	5.5200
1	1	4	4	5.1200
1	1	4	5	5.6400
1	1	4	6	6.7200
1	1	4	7	5.9200
1	1	4	8	5.9600
1	1	4	9	6.1400
1	1	4	10	4.0800
1	2	1	1	6.6400
1	2	1	2	4.5200
1	2	1	3	4.4000
1	2	1	4	5.0400
1	2	1	5	4.8800
1	2	1	6	6.1200
1	2	1	7	5.2000
1	2	1	8	5.2000
1	2	1	9	5.5700
1	2	1	10	6.2000
1	2	2	1	5.7200
1	2	2	2	4.7200
1	2	2	3	5.5200
1	2	2	4	4.6400
1	2	2	5	4.4800

DUP050308788

1	2	2	6	5.9600
1	2	2	7	4.4400
1	2	2	8	4.5600
1	2	2	9	4.9900
1	2	2	10	5.3600
1	2	3	1	6.4000
1	2	3	2	5.5200
1	2	3	3	5.3600
1	2	3	4	5.1200
1	2	3	5	5.5200
1	2	3	6	6.4400
1	2	3	7	6.1200
1	2	3	8	5.7600
1	2	3	9	5.3800
1	2	3	10	7.3600
1	2	4	1	5.9600
1	2	4	2	5.2400
1	2	4	3	5.0000
1	2	4	4	4.8400
1	2	4	5	4.8800
1	2	4	6	5.4800
1	2	4	7	5.0000
1	2	4	8	4.9200
1	2	4	9	4.5100
1	2	4	10	6.2800
1	3	1	1	5.6800
1	3	1	2	5.8800
1	3	1	3	5.1600
1	3	1	4	5.8400
1	3	1	5	5.4400
1	3	1	6	6.4800
1	3	1	7	5.6400
1	3	1	8	5.3600
1	3	1	9	6.1900
1	3	1	10	5.8800
1	3	2	1	5.7200
1	3	2	2	5.8400
1	3	2	3	5.1600
1	3	2	4	5.2400
1	3	2	5	5.8400
1	3	2	6	6.2000
1	3	2	7	5.6000
1	3	2	8	5.7200
1	3	2	9	5.8100
1	3	2	10	6.1600
1	3	3	1	5.7600
1	3	3	2	5.0000
1	3	3	3	4.7200
1	3	3	4	4.4000
1	3	3	5	4.9200
1	3	3	6	5.0800
1	3	3	7	5.2000
1	3	3	8	4.8400
1	3	3	9	4.7500
1	3	3	10	4.8800
1	3	4	1	6.4400
1	3	4	2	5.4400
1	3	4	3	5.2000
1	3	4	4	5.5600
1	3	4	5	6.0000

DUP050308789

1	3	4	6	5.6400
1	3	4	7	5.5200
1	3	4	8	5.8800
1	3	4	9	6.2900
1	3	4	10	6.6400
1	4	1	1	6.8400
1	4	1	2	6.0400
1	4	1	3	5.9200
1	4	1	4	5.5200
1	4	1	5	6.0400
1	4	1	6	6.2800
1	4	1	7	6.5600
1	4	1	8	5.8400
1	4	1	9	5.9000
1	4	1	10	6.4400
1	4	2	1	6.4800
1	4	2	2	6.1200
1	4	2	3	5.9600
1	4	2	4	6.1200
1	4	2	5	6.5200
1	4	2	6	7.0000
1	4	2	7	7.2800
1	4	2	8	5.1600
1	4	2	9	5.4700
1	4	2	10	6.5200
1	4	3	1	6.3200
1	4	3	2	6.2800
1	4	3	3	4.4800
1	4	3	4	5.1200
1	4	3	5	5.1200
1	4	3	6	6.5600
1	4	3	7	5.9600
1	4	3	8	5.5200
1	4	3	9	5.4200
1	4	3	10	6.5600
1	4	4	1	6.1600
1	4	4	2	5.9600
1	4	4	3	5.1200
1	4	4	4	5.6400
1	4	4	5	5.1600
1	4	4	6	6.0800
1	4	4	7	4.5600
1	4	4	8	5.0400
1	4	4	9	5.9000
1	4	4	10	5.6400
1	5	1	1	6.1600
1	5	1	2	6.0000
1	5	1	3	6.0400
1	5	1	4	5.6800
1	5	1	5	5.4400
1	5	1	6	6.2000
1	5	1	7	6.4800
1	5	1	8	5.2800
1	5	1	9	6.1400
1	5	1	10	6.5600
1	5	2	1	6.2800
1	5	2	2	5.4800
1	5	2	3	4.7200
1	5	2	4	5.1200
1	5	2	5	5.0800

DUP050308790

1	5	2	6	5.5600
1	5	2	7	5.4400
1	5	2	8	5.3600
1	5	2	9	4.9400
1	5	2	10	7.7200
1	5	3	1	5.5200
1	5	3	2	5.1600
1	5	3	3	5.2800
1	5	3	4	4.7600
1	5	3	5	4.7600
1	5	3	6	5.2400
1	5	3	7	5.1600
1	5	3	8	5.0800
1	5	3	9	5.6200
1	5	3	10	5.5600
1	5	4	1	6.2000
1	5	4	2	5.5600
1	5	4	3	5.2800
1	5	4	4	4.6000
1	5	4	5	5.4800
1	5	4	6	5.6600
1	5	4	7	5.6900
1	5	4	8	5.2300
1	5	4	9	5.5600
1	5	4	10	6.6100
2	1	1	1	5.1600
2	1	1	2	5.9200
2	1	1	3	4.5200
2	1	1	4	5.4800
2	1	1	5	5.0800
2	1	1	6	6.1600
2	1	1	7	5.0000
2	1	1	8	6.0000
2	1	1	9	5.3600
2	1	1	10	5.4800
2	1	2	1	4.6400
2	1	2	2	5.7200
2	1	2	3	5.2800
2	1	2	4	5.0800
2	1	2	5	5.5600
2	1	2	6	6.7600
2	1	2	7	5.1600
2	1	2	8	5.5200
2	1	2	9	5.5200
2	1	2	10	6.7200
2	1	3	1	5.1200
2	1	3	2	6.0400
2	1	3	3	4.6800
2	1	3	4	4.6400
2	1	3	5	5.5600
2	1	3	6	6.7600
2	1	3	7	5.5600
2	1	3	8	5.8400
2	1	3	9	7.0000
2	1	3	10	6.7600
2	1	4	1	4.9200
2	1	4	2	5.6800
2	1	4	3	5.3600
2	1	4	4	4.6400
2	1	4	5	5.0400

DUP05030879

2	1	4	6	5.2400
2	1	4	7	5.4400
2	1	4	8	6.2400
2	1	4	9	6.7600
2	1	4	10	6.8000
2	2	1	1	4.9200
2	2	1	2	5.0000
2	2	1	3	4.5600
2	2	1	4	5.4400
2	2	1	5	4.6400
2	2	1	6	6.2000
2	2	1	7	5.2800
2	2	1	8	5.2400
2	2	1	9	5.7600
2	2	1	10	5.5200
2	2	2	1	4.4400
2	2	2	2	5.6800
2	2	2	3	4.3200
2	2	2	4	4.5600
2	2	2	5	4.8800
2	2	2	6	5.4400
2	2	2	7	5.6000
2	2	2	8	5.5600
2	2	2	9	5.3600
2	2	2	10	6.4000
2	2	3	1	4.5200
2	2	3	2	5.2400
2	2	3	3	5.5200
2	2	3	4	5.0400
2	2	3	5	4.6800
2	2	3	6	7.4000
2	2	3	7	4.9200
2	2	3	8	5.2400
2	2	3	9	6.2800
2	2	3	10	6.2000
2	2	4	1	4.7600
2	2	4	2	5.5200
2	2	4	3	4.5200
2	2	4	4	5.0800
2	2	4	5	4.5600
2	2	4	6	5.6400
2	2	4	7	4.7200
2	2	4	8	5.2800
2	2	4	9	4.9600
2	2	4	10	6.1200
2	3	1	1	5.0400
2	3	1	2	5.6800
2	3	1	3	5.8800
2	3	1	4	4.7200
2	3	1	5	4.9600
2	3	1	6	6.2000
2	3	1	7	4.4000
2	3	1	8	4.8800
2	3	1	9	5.6400
2	3	1	10	6.1200
2	3	2	1	4.6000
2	3	2	2	5.9600
2	3	2	3	5.4400
2	3	2	4	4.8400
2	3	2	5	5.0800

DUP050308792

2	3	2	6	5.9200
2	3	2	7	5.3200
2	3	2	8	5.4400
2	3	2	9	6.4400
2	3	2	10	5.7200
2	3	3	1	4.4400
2	3	3	2	5.6400
2	3	3	3	5.3200
2	3	3	4	4.4800
2	3	3	5	3.5200
2	3	3	6	5.8800
2	3	3	7	5.5200
2	3	3	8	6.0800
2	3	3	9	5.5200
2	3	3	10	6.7600
2	3	4	1	5.1600
2	3	4	2	5.6400
2	3	4	3	5.4400
2	3	4	4	5.1200
2	3	4	5	3.9600
2	3	4	6	6.5600
2	3	4	7	5.6000
2	3	4	8	5.4400
2	3	4	9	5.1200
2	3	4	10	6.6800
2	4	1	1	3.5200
2	4	1	2	5.1600
2	4	1	3	4.2800
2	4	1	4	3.7600
2	4	1	5	4.6000
2	4	1	6	5.3200
2	4	1	7	4.4000
2	4	1	8	5.4400
2	4	1	9	4.2800
2	4	1	10	5.5200
2	4	2	1	4.9200
2	4	2	2	5.8800
2	4	2	3	4.6800
2	4	2	4	5.9200
2	4	2	5	5.1600
2	4	2	6	5.5600
2	4	2	7	5.6800
2	4	2	8	5.7200
2	4	2	9	6.0800
2	4	2	10	6.2400
2	4	3	1	5.1600
2	4	3	2	6.1600
2	4	3	3	5.0400
2	4	3	4	5.2800
2	4	3	5	5.3600
2	4	3	6	5.9600
2	4	3	7	5.9600
2	4	3	8	5.7600
2	4	3	9	5.8400
2	4	3	10	7.4000
2	4	4	1	4.4400
2	4	4	2	5.5600
2	4	4	3	5.4400
2	4	4	4	4.7200
2	4	4	5	4.4800

DUP050308793

2	4	4	6	5.5600
2	4	4	7	5.0800
2	4	4	8	5.1600
2	4	4	9	6.3200
2	4	4	10	5.8400
2	5	1	1	4.8800
2	5	1	2	5.2800
2	5	1	3	5.1600
2	5	1	4	4.8400
2	5	1	5	5.6000
2	5	1	6	5.4400
2	5	1	7	4.5600
2	5	1	8	5.0400
2	5	1	9	5.2400
2	5	1	10	5.6800
2	5	2	1	4.2800
2	5	2	2	6.0000
2	5	2	3	4.2000
2	5	2	4	4.4000
2	5	2	5	5.2400
2	5	2	6	5.4400
2	5	2	7	5.1200
2	5	2	8	5.0800
2	5	2	9	6.1600
2	5	2	10	6.3000
2	5	3	1	3.8800
2	5	3	2	5.0800
2	5	3	3	5.1200
2	5	3	4	4.4800
2	5	3	5	5.1200
2	5	3	6	6.1600
2	5	3	7	4.9200
2	5	3	8	4.7200
2	5	3	9	5.1600
2	5	3	10	6.6000
2	5	4	1	4.2800
2	5	4	2	5.4400
2	5	4	3	4.9600
2	5	4	4	4.2800
2	5	4	5	5.2000
2	5	4	6	5.6100
2	5	4	7	4.7900
2	5	4	8	4.8700
2	5	4	9	5.4500
2	5	4	10	6.1900

GRAND MEAN 5.46422

DUP050308795

EXPECTED MEAN SQUARE TABLE

SOURCE OF VARIATION	EXPECTED MEAN SQUARE
A = SEX	10(C) + 200(A)
B = PB-LEVEL	10(C) + 80(B)
AB	10(C) + 40(AB)
C = DOG	10(C)
D = TIME-PERIOD	1(CD) + 40(D)
AD	1(CD) + 20(AD)
BD	1(CD) + 8(BD)
ABD	1(CD) + 4(ABD)
CD	1(CD)

DUP050308796

RESPONSE NUMBER 1 Y1=ERYTHROCYTES

ANOVA TABLE

SOURCE OF VARIATION	DEGREES OF FREEDOM	SUM OF SQUARES	MEAN SQUARE	F RATIO
TOTAL	399	188.79074		
A = SEX	1	5.01536	5.01536	5.13 *
B = PB-LEVEL	4	4.15484	1.03871	1.06
AB	4	7.39747	1.84937	1.89
C = DOG	30	29.31037	.97701	5.31 **
D = TIME-PERIOD	9	51.20550	5.68950	30.92 **
AD	9	25.69281	2.85476	15.51 **
BD	36	7.83777	.21772	1.18
ABD	36	8.49656	.23602	1.28
CD	270	49.68019	.18400	

* SIGNIFICANT AT THE .05 PROBABILITY LEVEL (ONE-TAIL TEST)
** SIGNIFICANT AT THE .01 PROBABILITY LEVEL (ONE-TAIL TEST)

DUP05308797

RESPONSE NUMBER 1 Y1=ERYTHROCYTES

MEANS TABLES

SEX MEANS

MALE	FEMALE
5.5762	5.3522

STANDARD ERROR OF A MEAN = .0699
95% CONFIDENCE LIMITS = .1427
STANDARD ERROR OF THE DIFFERENCE BETWEEN TWO MEANS = .0988
LEAST SIGNIFICANT DIFFERENCE (LSD) = .2019

PB-LEVEL MEANS

0PPM	10PPM	50PPM	100PPM	500PPM
5.5111	5.3281	5.4895	5.6156	5.3767

STANDARD ERROR OF A MEAN = .1105
95% CONFIDENCE LIMITS = .2257
STANDARD ERROR OF THE DIFFERENCE BETWEEN TWO MEANS = .1563
LEAST SIGNIFICANT DIFFERENCE (LSD) = .3192

SEX * PB-LEVEL INTERACTION

SEX PB-LEVEL

	0PPM	10PPM	50PPM	100PPM	500PPM
MALE	5.4172	5.3812	5.5750	5.9152	5.5922
FEMALE	5.6050	5.2750	5.4040	5.3160	5.1612
DIFFERENCES	-.1877	.1063	.1710	.5992	.4310

STANDARD ERROR OF A MEAN = .1563
95% CONFIDENCE LIMITS = .3192
STANDARD ERROR OF THE DIFFERENCE BETWEEN TWO MEANS = .2210
LEAST SIGNIFICANT DIFFERENCE (LSD) = .4514

DUP050308798

THREE WAY TABLE OF MEANS FOR FACTORS SEX , PB-LEVEL , DOG

SEX AT LEVEL MALE

PB-LEVEL DOG

	1	2	3	4
0PPM	5.4940	5.3470	4.9860	5.8420
10PPM	5.3770	5.0390	5.8980	5.2110
50PPM	5.7550	5.7290	4.9550	5.8610
100PPM	6.1380	6.2630	5.7340	5.5260
500PPM	5.9980	5.5700	5.2140	5.5870

SEX AT LEVEL FEMALE

PB-LEVEL DOG

	1	2	3	4
0PPM	5.4160	5.5960	5.7960	5.6120
10PPM	5.2560	5.2240	5.5040	5.1160
50PPM	5.3520	5.4760	5.3160	5.4720
100PPM	4.6280	5.5840	5.7920	5.2600
500PPM	5.1720	5.2220	5.1440	5.1070

TIME-PERIOD MEANS

1 MON	2 MON	3 MON	6 MON	9 MON	12 MON	15 MON	18 MON	21 MON	24 MON
5.4260	5.5870	5.0790	4.9950	5.1390	5.9647	5.3770	5.3255	5.5785	6.1705

STANDARD ERROR OF A MEAN = .0678
95% CONFIDENCE LIMITS = .1335
STANDARD ERROR OF THE DIFFERENCE BETWEEN TWO MEANS = .0959
LEAST SIGNIFICANT DIFFERENCE (LSD) = .1888

DUP05308799

SEX * TIME-PERIOD INTERACTION

SEX TIME-PERIOD

	1 MON	2 MON	3 MON	6 MON	9 MON	12 MON	15 MON	18 MON	21 MON	24 MON
MALE	6.1980	5.5600	5.1720	5.1500	5.3640	5.9690	5.6025	5.2235	5.4445	6.0785
FEMALE	4.6540	5.6140	4.9860	4.8400	4.9140	5.9605	5.1515	5.4275	5.7125	6.2625
DIFFERENCES	1.5440	-.0540	.1860	.3100	.4500	.0085	.4510	-.2040	-.2680	-.1840

PB-LEVEL * TIME-PERIOD INTERACTION

PB-LEVEL TIME-PERIOD

	1 MON	2 MON	3 MON	6 MON	9 MON	12 MON	15 MON	18 MON	21 MON	24 MON
0PPM	5.6900	5.7250	4.9950	4.9500	5.3700	6.0400	5.4200	5.4150	5.6362	5.8700
10PPM	5.4200	5.1800	4.9000	4.9700	4.8150	6.0650	5.1600	5.2200	5.3512	6.1800
50PPM	5.3550	5.6350	5.2900	5.0250	4.9650	5.9950	5.3500	5.4550	5.7200	6.1050
100PPM	5.4800	5.8950	5.1150	5.2600	5.3050	6.0400	5.6850	5.4550	5.6512	6.2700
500PPM	5.1850	5.5000	5.0950	4.7700	5.2400	5.6637	5.2700	5.0825	5.5337	6.4275

THREE WAY TABLE OF MEANS FOR FACTORS SEX , PB-LEVEL , TIME-PERIOD
SEX AT LEVEL MALE

PB-LEVEL TIME-PERIOD

	1 MON	2 MON	3 MON	6 MON	9 MON	12 MON	15 MON	18 MON	21 MON	24 MON
0PPM	6.4200	5.6100	5.0300	4.9400	5.4300	5.8500	5.5500	4.9300	5.1125	5.3000
10PPM	6.1800	5.0000	5.0700	4.9100	4.9400	6.0000	5.1900	5.1100	5.1125	6.3000
50PPM	5.9000	5.5400	5.0600	5.2600	5.5500	5.8500	5.4900	5.4500	5.7600	5.8900
100PPM	6.4500	6.1000	5.3700	5.6000	5.7100	6.4800	6.0900	5.3900	5.6725	6.2900
500PPM	6.0400	5.5500	5.3300	5.0400	5.1900	5.6650	5.6925	5.2375	5.5650	6.6125

DUP050308800

SEX AT LEVEL FEMALE

PB-LEVEL TIME-PERIOD

	1 MON	2 MON	3 MON	6 MON	9 MON	12 MON	15 MON	18 MON	21 MON	24 MON
0PPM	4.9600	5.8400	4.9600	4.9600	5.3100	6.2300	5.2900	5.9000	6.1600	6.4400
10PPM	4.6600	5.3600	4.7300	5.0300	4.6900	6.1700	5.1300	5.3300	5.5900	6.0600
50PPM	4.8100	5.7300	5.5200	4.7900	4.3800	6.1400	5.2100	5.4600	5.6800	6.3200
100PPM	4.5100	5.6900	4.8600	4.9200	4.9000	5.6000	5.2800	5.5200	5.6300	6.2500
500PPM	4.3300	5.4500	4.8600	4.5000	5.2900	5.6625	4.8475	4.9275	5.5025	6.2425

DUP05030801

SYMBOLS USED IN 2- AND 3-WAY MEANS PLOTS

1 = LEVEL 1
2 = LEVEL 2
3 = LEVEL 3
4 = LEVEL 4
5 = LEVEL 5
* = REPEATED SYMBOLS

SPEEDIFORM® MOORE BUSINESS FORMS, INC.

DUP050308802

SEX MEANS

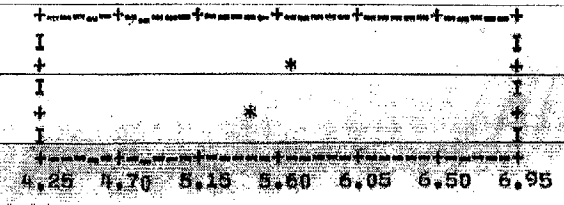

PB-LEVEL MEANS

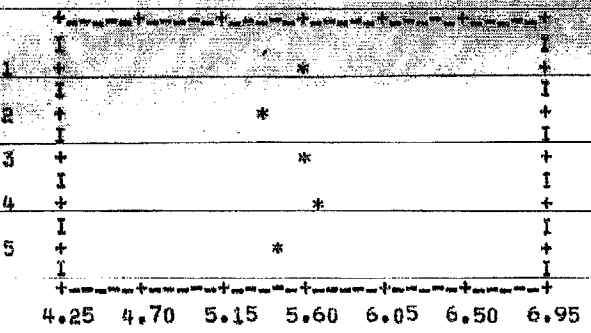

17

DUP050308803

PB-LEVEL * SEX

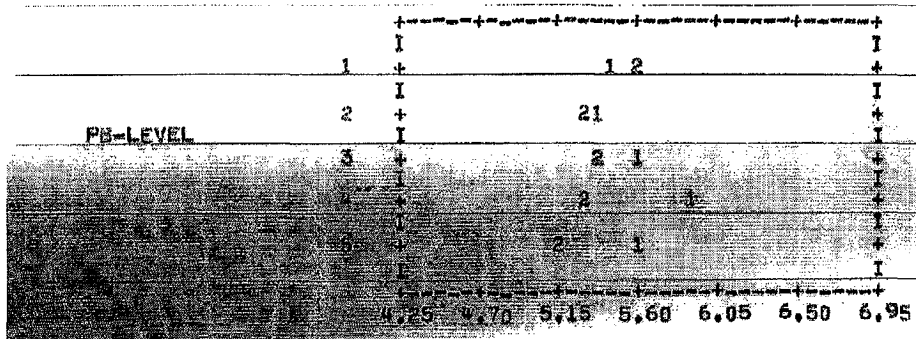

SEX
SEX

* PB-LEVEL
AT LEVEL MALE

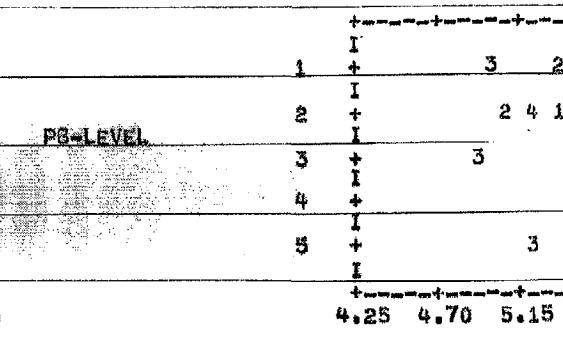

DUP050308804

SEX * PB-LEVEL * DOG TIME-PERIOD MEANS
SEX AT LEVEL FEMALE



DUP050308805

20

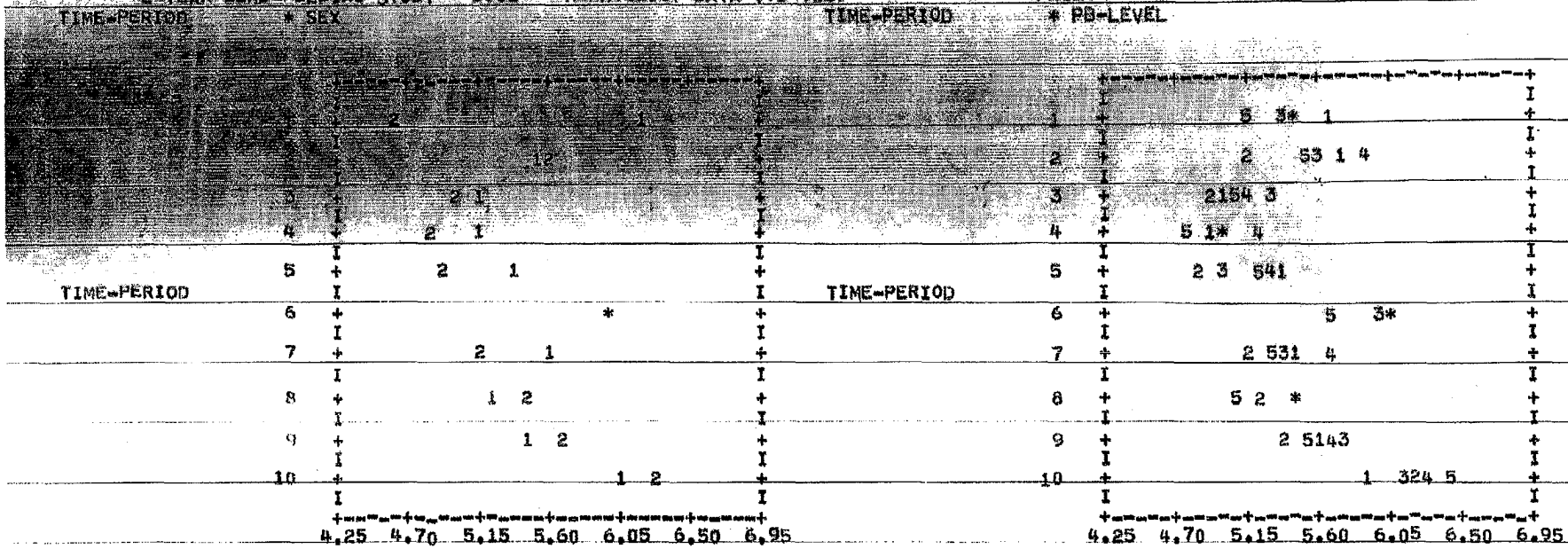

DUP050308806

SEX * TIME-PERIOD * PB-LEVEL
SEX AT LEVEL MALE

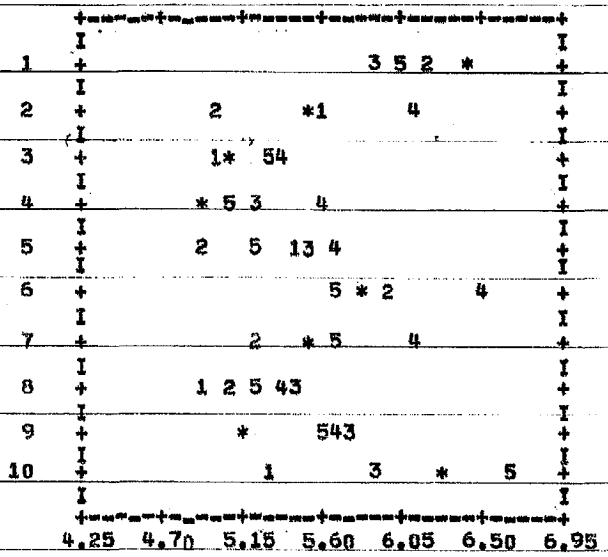

SEX * TIME-PERIOD * PB-LEVEL
SEX AT LEVEL FEMALE

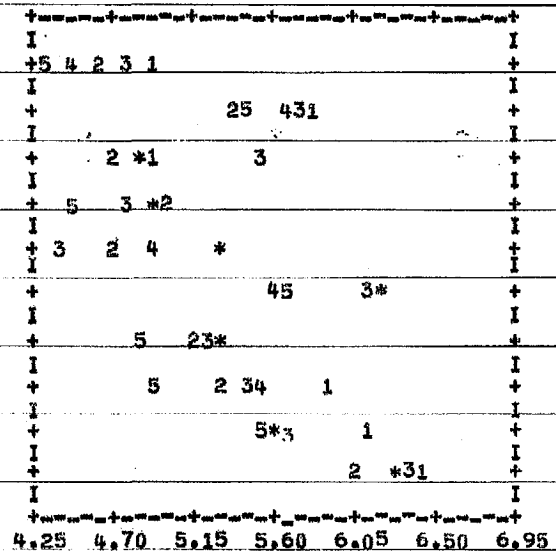

DUP050308807

RESPONSE NUMBER 2 Y2=HEMOGLOBIN

CELL IDENTIFICATION	CELL MEAN
1 1 1 1	15.9000
1 1 1 2	15.5000
1 1 1 3	16.1000
1 1 1 4	15.2000
1 1 1 5	16.4000
1 1 1 6	16.2000
1 1 1 7	16.9000
1 1 1 8	16.2000
1 1 1 9	16.3000
1 1 1 10	17.1000
1 1 2 1	15.2000
1 1 2 2	16.4000
1 1 2 3	14.7000
1 1 2 4	16.4000
1 1 2 5	16.0000
1 1 2 6	16.0000
1 1 2 7	15.5000
1 1 2 8	16.8000
1 1 2 9	15.1000
1 1 2 10	15.6000
1 1 3 1	15.2000
1 1 3 2	16.5000
1 1 3 3	13.8000
1 1 3 4	14.2000
1 1 3 5	16.0000
1 1 3 6	14.6000
1 1 3 7	15.2000
1 1 3 8	14.7000
1 1 3 9	11.9000
1 1 3 10	15.7000
1 1 4 1	18.5000
1 1 4 2	17.1000
1 1 4 3	16.1000
1 1 4 4	16.4000
1 1 4 5	17.2000
1 1 4 6	17.6000
1 1 4 7	18.3000
1 1 4 8	18.0000
1 1 4 9	16.6000
1 1 4 10	18.7000
1 2 1 1	17.4000
1 2 1 2	13.5000
1 2 1 3	13.2000
1 2 1 4	16.1000
1 2 1 5	15.2000
1 2 1 6	16.5000
1 2 1 7	16.3000
1 2 1 8	16.2000
1 2 1 9	15.5000
1 2 1 10	16.3000
1 2 2 1	15.5000
1 2 2 2	15.9000
1 2 2 3	16.1000
1 2 2 4	15.5000
1 2 2 5	15.2000

DUP050308808

1	2	2	6	16.3000
1	2	2	7	14.9000
1	2	2	8	15.8000
1	2	2	9	14.9000
1	2	2	10	14.7000
1	2	3	1	17.1000
1	2	3	2	16.8000
1	2	3	3	16.2000
1	2	3	4	15.2000
1	2	3	5	16.0000
1	2	3	6	17.2000
1	2	3	7	18.5000
1	2	3	8	18.1000
1	2	3	9	16.5000
1	2	3	10	19.4000
1	2	4	1	17.2000
1	2	4	2	16.4000
1	2	4	3	15.9000
1	2	4	4	16.3000
1	2	4	5	16.0000
1	2	4	6	16.9000
1	2	4	7	16.6000
1	2	4	8	16.8000
1	2	4	9	13.8000
1	2	4	10	17.3000
1	3	1	1	14.6000
1	3	1	2	16.8000
1	3	1	3	15.3000
1	3	1	4	16.1000
1	3	1	5	15.2000
1	3	1	6	16.4000
1	3	1	7	16.8000
1	3	1	8	17.4000
1	3	1	9	15.9000
1	3	1	10	15.4000
1	3	2	1	14.2000
1	3	2	2	16.1000
1	3	2	3	15.5000
1	3	2	4	14.9000
1	3	2	5	15.8000
1	3	2	6	14.7000
1	3	2	7	17.0000
1	3	2	8	17.5000
1	3	2	9	14.7000
1	3	2	10	16.3000
1	3	3	1	15.9000
1	3	3	2	14.7000
1	3	3	3	15.0000
1	3	3	4	15.1000
1	3	3	5	15.8000
1	3	3	6	14.3000
1	3	3	7	14.5000
1	3	3	8	14.3000
1	3	3	9	14.0000
1	3	3	10	14.7000
1	3	4	1	17.1000
1	3	4	2	16.9000
1	3	4	3	16.2000
1	3	4	4	16.4000
1	3	4	5	16.4000

SPEEDHOLE® MOORE BUSINESS FORMS, INC. S

DUP050308809

1	3	4	6	16.1000
1	3	4	7	15.9000
1	3	4	8	17.1000
1	3	4	9	17.0000
1	3	4	10	17.3000
1	4	1	1	17.1000
1	4	1	2	18.1000
1	4	1	3	16.5000
1	4	1	4	16.7000
1	4	1	5	16.9000
1	4	1	6	16.9000
1	4	1	7	17.0000
1	4	1	8	18.1000
1	4	1	9	16.8000
1	4	1	10	17.1000
1	4	2	1	16.1000
1	4	2	2	16.5000
1	4	2	3	17.2000
1	4	2	4	17.6000
1	4	2	5	17.2000
1	4	2	6	17.6000
1	4	2	7	18.2000
1	4	2	8	16.9000
1	4	2	9	15.3000
1	4	2	10	17.7000
1	4	3	1	16.1000
1	4	3	2	18.1000
1	4	3	3	14.1000
1	4	3	4	16.0000
1	4	3	5	15.5000
1	4	3	6	16.9000
1	4	3	7	15.6000
1	4	3	8	17.7000
1	4	3	9	14.2000
1	4	3	10	17.0000
1	4	4	1	16.2000
1	4	4	2	17.8000
1	4	4	3	15.9000
1	4	4	4	17.2000
1	4	4	5	15.1000
1	4	4	6	16.5000
1	4	4	7	15.2000
1	4	4	8	17.4000
1	4	4	9	17.5000
1	4	4	10	16.6000
1	5	1	1	15.5000
1	5	1	2	16.9000
1	5	1	3	17.1000
1	5	1	4	16.9000
1	5	1	5	15.1000
1	5	1	6	16.1000
1	5	1	7	18.3000
1	5	1	8	16.4000
1	5	1	9	15.6000
1	5	1	10	16.7000
1	5	2	1	15.9000
1	5	2	2	15.8000
1	5	2	3	13.7000
1	5	2	4	16.3000
1	5	2	5	15.1000

DUP05030810

1	5	2	6	15.8000
1	5	2	7	15.9000
1	5	2	8	17.2000
1	5	2	9	15.6000
1	5	2	10	16.8000
1	5	3	1	14.9000
1	5	3	2	14.3000
1	5	3	3	15.6000
1	5	3	4	14.8000
1	5	3	5	14.2000
1	5	3	6	14.0000
1	5	3	7	15.1000
1	5	3	8	15.3000
1	5	3	9	15.3000
1	5	3	10	15.4000
1	5	4	1	16.8000
1	5	4	2	17.7000
1	5	4	3	16.4000
1	5	4	4	16.3000
1	5	4	5	16.3000
1	5	4	6	16.5000
1	5	4	7	17.7000
1	5	4	8	17.5000
1	5	4	9	16.7000
1	5	4	10	17.5000
2	1	1	1	17.2000
2	1	1	2	15.8000
2	1	1	3	14.1000
2	1	1	4	16.6000
2	1	1	5	14.9000
2	1	1	6	15.4000
2	1	1	7	13.5000
2	1	1	8	17.5000
2	1	1	9	14.7000
2	1	1	10	14.8000
2	1	2	1	16.8000
2	1	2	2	17.1000
2	1	2	3	15.9000
2	1	2	4	16.6000
2	1	2	5	16.7000
2	1	2	6	16.7000
2	1	2	7	16.5000
2	1	2	8	17.5000
2	1	2	9	15.1000
2	1	2	10	17.6000
2	1	3	1	17.2000
2	1	3	2	16.4000
2	1	3	3	14.5000
2	1	3	4	14.1000
2	1	3	5	18.1000
2	1	3	6	17.6000
2	1	3	7	16.3000
2	1	3	8	18.1000
2	1	3	9	19.0000
2	1	3	10	17.4000
2	1	4	1	17.1000
2	1	4	2	15.9000
2	1	4	3	16.1000
2	1	4	4	16.7000
2	1	4	5	17.5000

DUP05030811

SPEEDI-O® MOORE BUSINESS FORMS INC

2	1	4	6	13.2000
2	1	4	7	17.2000
2	1	4	8	18.3000
2	1	4	9	16.9000
2	1	4	10	17.9000
2	2	1	1	16.9000
2	2	1	2	14.2000
2	2	1	3	13.9000
2	2	1	4	18.1000
2	2	1	5	14.8000
2	2	1	6	17.4000
2	2	1	7	16.3000
2	2	1	8	15.3000
2	2	1	9	16.0000
2	2	1	10	14.8000
2	2	2	1	16.1000
2	2	2	2	15.5000
2	2	2	3	13.1000
2	2	2	4	17.8000
2	2	2	5	15.2000
2	2	2	6	13.0000
2	2	2	7	15.9000
2	2	2	8	16.5000
2	2	2	9	14.8000
2	2	2	10	16.1000
2	2	3	1	15.3000
2	2	3	2	15.8000
2	2	3	3	18.3000
2	2	3	4	16.4000
2	2	3	5	15.4000
2	2	3	6	20.4000
2	2	3	7	18.0000
2	2	3	8	16.4000
2	2	3	9	18.2000
2	2	3	10	17.7000
2	2	4	1	17.5000
2	2	4	2	16.1000
2	2	4	3	13.9000
2	2	4	4	16.0000
2	2	4	5	15.1000
2	2	4	6	14.7000
2	2	4	7	14.9000
2	2	4	8	16.4000
2	2	4	9	13.8000
2	2	4	10	16.0000
2	3	1	1	20.4000
2	3	1	2	17.4000
2	3	1	3	18.4000
2	3	1	4	16.4000
2	3	1	5	16.1000
2	3	1	6	16.7000
2	3	1	7	14.0000
2	3	1	8	16.2000
2	3	1	9	15.8000
2	3	1	10	17.3000
2	3	2	1	16.4000
2	3	2	2	16.9000
2	3	2	3	16.6000
2	3	2	4	15.7000
2	3	2	5	17.2000

DUP05030812



2	3	2	6	18.1000
2	3	2	7	16.6000
2	3	2	8	18.0000
2	3	2	9	17.0000
2	3	2	10	15.6000
2	3	3	1	15.3000
2	3	3	2	16.1000
2	3	3	3	16.1000
2	3	3	4	16.9000
2	3	3	5	14.9000
2	3	3	6	15.3000
2	3	3	7	17.3000
2	3	3	8	18.8000
2	3	3	9	14.5000
2	3	3	10	17.1000
2	3	4	1	17.4000
2	3	4	2	15.3000
2	3	4	3	15.5000
2	3	4	4	15.5000
2	3	4	5	14.5000
2	3	4	6	16.8000
2	3	4	7	16.2000
2	3	4	8	16.8000
2	3	4	9	14.2000
2	3	4	10	16.8000
2	4	1	1	15.5000
2	4	1	2	14.7000
2	4	1	3	14.0000
2	4	1	4	13.0000
2	4	1	5	14.9000
2	4	1	6	15.5000
2	4	1	7	13.8000
2	4	1	8	16.6000
2	4	1	9	12.1000
2	4	1	10	14.7000
2	4	2	1	17.5000
2	4	2	2	16.4000
2	4	2	3	14.5000
2	4	2	4	17.9000
2	4	2	5	15.7000
2	4	2	6	16.4000
2	4	2	7	17.3000
2	4	2	8	16.4000
2	4	2	9	17.0000
2	4	2	10	15.6000
2	4	3	1	17.7000
2	4	3	2	17.5000
2	4	3	3	15.0000
2	4	3	4	17.5000
2	4	3	5	16.4000
2	4	3	6	16.7000
2	4	3	7	17.6000
2	4	3	8	17.1000
2	4	3	9	16.6000
2	4	3	10	18.1000
2	4	4	1	15.0000
2	4	4	2	15.3000
2	4	4	3	16.1000
2	4	4	4	13.4000
2	4	4	5	14.9000

SPEEDIFO ©MACORE BUSINESS FORMS, INC. S

DUP05030814

2	4	4	6	14.6000
2	4	4	7	16.6000
2	4	4	8	15.0000
2	4	4	9	17.8000
2	4	4	10	15.1000
2	5	1	1	15.8000
2	5	1	2	14.7000
2	5	1	3	13.9000
2	5	1	4	14.4000
2	5	1	5	16.1000
2	5	1	6	14.0000
2	5	1	7	13.1000
2	5	1	8	15.8000
2	5	1	9	13.6000
2	5	1	10	14.1000
2	5	2	1	14.9000
2	5	2	2	16.4000
2	5	2	3	12.2000
2	5	2	4	14.1000
2	5	2	5	16.7000
2	5	2	6	15.7000
2	5	2	7	14.1000
2	5	2	8	15.8000
2	5	2	9	15.3000
2	5	2	10	15.8000
2	5	3	1	16.2000
2	5	3	2	15.5000
2	5	3	3	15.6000
2	5	3	4	14.7000
2	5	3	5	15.7000
2	5	3	6	15.0000
2	5	3	7	16.6000
2	5	3	8	15.2000
2	5	3	9	14.7000
2	5	3	10	17.6000
2	5	4	1	15.5000
2	5	4	2	16.2000
2	5	4	3	14.6000
2	5	4	4	15.4000
2	5	4	5	17.0000
2	5	4	6	15.5000
2	5	4	7	15.2000
2	5	4	8	16.2000
2	5	4	9	15.1000
2	5	4	10	16.5000

GRAND MEAN 16.05999

DUP05030815

RESPONSE NUMBER 2 Y2=HEMOGLOBIN

ANOVA TABLE

SOURCE OF VARIATION	DEGREES OF FREEDOM	SUM OF SQUARES	MEAN SQUARE	F RATIO
TOTAL	399	672.83918		
A = SEX	1	2.37160	2.37160	.38
B = PB-LEVEL	4	19.96372	4.99093	.79
AB	4	36.54814	9.13704	1.45
C = DOG	30	188.55446	6.28515	5.95 **
D = TIME-PERIOD	9	65.27199	7.25244	6.86 **
AD	9	9.27340	1.03038	.97
BD	36	29.70675	.82519	.78
ABD	36	35.76934	.99359	.94
CD	270	285.38019	1.05696	

* SIGNIFICANT AT THE .05 PROBABILITY LEVEL (ONE-TAIL TEST)
** SIGNIFICANT AT THE .01 PROBABILITY LEVEL (ONE-TAIL TEST)

DUP05030816

RESPONSE NUMBER 2 Y2=HEMOGLOBIN

MEANS TABLES

SEX MEANS

MALE	FEMALE
16.1370	15.9830

STANDARD ERROR OF A MEAN =	.1773
95% CONFIDENCE LIMITS =	.3620
STANDARD ERROR OF THE DIFFERENCE BETWEEN TWO MEANS =	.2507
LEAST SIGNIFICANT DIFFERENCE (LSD) =	.5120

PB-LEVEL MEANS

0PPM	10PPM	50PPM	100PPM	500PPM
16.2287	16.0400	16.1175	16.2700	15.6437

STANDARD ERROR OF A MEAN =	.2803
95% CONFIDENCE LIMITS =	.5724
STANDARD ERROR OF THE DIFFERENCE BETWEEN TWO MEANS =	.3964
LEAST SIGNIFICANT DIFFERENCE (LSD) =	.8095

SEX * PB-LEVEL INTERACTION

SEX PB-LEVEL

	0PPM	10PPM	50PPM	100PPM	500PPM
MALE	16.0450	16.1300	15.7825	16.7025	16.0250
FEMALE	16.4125	15.9500	16.4525	15.8375	15.2625
DIFFERENCES	-.3675	.1800	-.6700	.8650	.7625

STANDARD ERROR OF A MEAN =	.3964
95% CONFIDENCE LIMITS =	.8095
STANDARD ERROR OF THE DIFFERENCE BETWEEN TWO MEANS =	.5606
LEAST SIGNIFICANT DIFFERENCE (LSD) =	1.1449

DUP05030817

THREE WAY TABLE OF MEANS FOR FACTORS SEX , PB-LEVEL , DOG

SEX AT LEVEL MALE

PB-LEVEL DOG

	1	2	3	4
0PPM	16.1800	15.7700	14.7800	17.4500
10PPM	15.6200	15.4800	17.1000	16.3200
50PPM	15.9900	15.6700	14.8300	16.6400
100PPM	17.1200	17.0300	16.1200	16.5400
500PPM	16.4600	15.8100	14.8900	16.9400

SEX AT LEVEL FEMALE

PB-LEVEL DOG

	1	2	3	4
0PPM	15.4500	16.6500	16.8700	16.6800
10PPM	15.7700	15.4000	17.1900	15.4400
50PPM	16.8700	16.8100	16.2300	15.9000
100PPM	14.4800	16.4700	17.0200	15.3800
500PPM	14.5500	15.1000	15.6800	15.7200

TIME-PERIOD MEANS

1 MON	2 MON	3 MON	6 MON	9 MON	12 MON	15 MON	18 MON	21 MON	24 MON
16.3525	16.1750	15.3225	15.9200	15.8600	16.0450	16.1600	16.7325	15.5350	16.4975

STANDARD ERROR OF A MEAN = .1626
95% CONFIDENCE LIMITS = .3200
STANDARD ERROR OF THE DIFFERENCE BETWEEN TWO MEANS = .2299
LEAST SIGNIFICANT DIFFERENCE (LSD) = .4526

DUP050308818

SEX * TIME-PERIOD INTERACTION

SEX TIME-PERIOD

	1 MON	2 MON	3 MON	6 MON	9 MON	12 MON	15 MON	18 MON	21 MON	24 MON
MALE	16.1200	16.3900	15.5300	15.9800	15.8300	16.1550	16.4700	16.7700	15.4600	16.6650
FEMALE	16.5850	15.9600	15.1150	15.8600	15.8900	15.9350	15.8500	16.6950	15.6100	16.3300
DIFFERENCES	-.4650	.4300	.4150	.1200	-.0600	.2200	.6200	.0750	-.1500	.3350

PB-LEVEL * TIME-PERIOD INTERACTION

PB-LEVEL TIME-PERIOD

	1 MON	2 MON	3 MON	6 MON	9 MON	12 MON	15 MON	18 MON	21 MON	24 MON
0PPM	16.6375	16.3375	15.1625	15.7750	16.6000	15.9125	16.1750	17.1375	15.7000	16.8500
10PPM	16.6250	15.5250	15.0750	16.4250	15.3625	16.5500	16.4250	16.4375	15.4375	16.5375
50PPM	16.4125	16.2750	16.0750	15.8750	15.7375	16.0500	16.0375	17.0125	15.3875	16.3125
100PPM	16.4000	16.8000	15.4125	16.1625	15.8250	16.3875	16.4125	16.9000	15.9125	16.4875
500PPM	15.6875	15.9375	14.8875	15.3625	15.7750	15.3250	15.7500	16.1750	15.2375	16.3000

THREE WAY TABLE OF MEANS FOR FACTORS SEX , PB-LEVEL , TIME-PERIOD
SEX AT LEVEL MALE

PB-LEVEL TIME-PERIOD

	1 MON	2 MON	3 MON	6 MON	9 MON	12 MON	15 MON	18 MON	21 MON	24 MON
0PPM	16.2000	16.3750	15.1750	15.5500	16.4000	16.1000	16.4750	16.4250	14.9750	16.7750
10PPM	16.8000	15.6500	15.3500	15.7750	15.6000	16.7250	16.5750	16.7250	15.1750	16.9250
50PPM	15.4500	16.1250	15.5000	15.6250	15.8000	15.3750	16.0500	16.5750	15.4000	15.9250
100PPM	16.3750	17.6250	15.9250	16.8750	16.1750	16.9750	16.5000	17.5250	15.9500	17.1000
500PPM	15.7750	16.1750	15.7000	16.0750	15.1750	15.6000	16.7500	16.6000	15.8000	16.6000

DUP05030819

SEX AT LEVEL FEMALE

PB-LEVEL TIME-PERIOD

	1 MON	2 MON	3 MON	6 MON	9 MON	12 MON	15 MON	18 MON	21 MON	24 MON
0PPM	17.0750	16.3000	15.1500	16.0000	16.8000	15.7250	15.8750	17.8500	16.4250	16.9250
10PPM	16.4500	15.4000	14.8000	17.0750	15.1250	16.3750	16.2750	16.1500	15.7000	16.1500
50PPM	17.3750	16.4250	16.6500	16.1250	15.6750	16.7250	16.0250	17.4500	15.3750	16.7000
100PPM	16.4250	15.9750	14.9000	15.4500	15.4750	15.8000	16.3250	16.2750	15.8750	15.8750
500PPM	15.6000	15.7000	14.0750	14.6500	16.3750	15.0500	14.7500	15.7500	14.6750	16.0000

DUP050308820

SYMBOLS USED IN 2- AND 3-WAY MEANS PLOTS

1 = LEVEL 1
2 = LEVEL 2
3 = LEVEL 3
4 = LEVEL 4
5 = LEVEL 5
* = REPEATED SYMBOLS

DUP05030821

SEX MEANS



PB-LEVEL MEANS

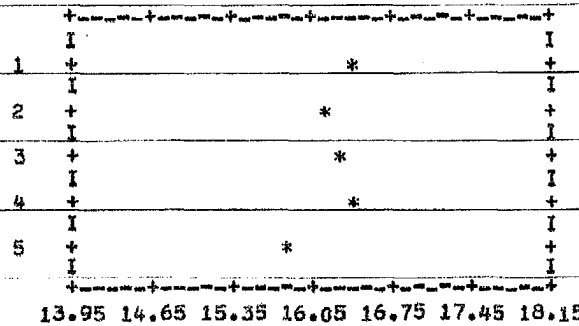

35

SPEEDPHOTO@MOORE BUSINESS FORMS, INC.

DUP050308822

36

PB-LEVEL * SEX



SEX * PB-LEVEL * DOG
SEX AT LEVEL MALE

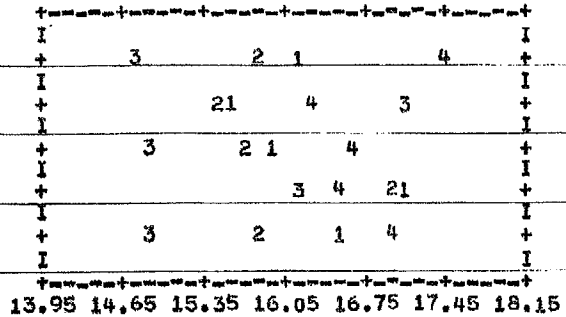

DUP05030823

SEX * PB-LEVEL * DOG TIME-PERIOD MEANS
SEX AT LEVEL FEMALE

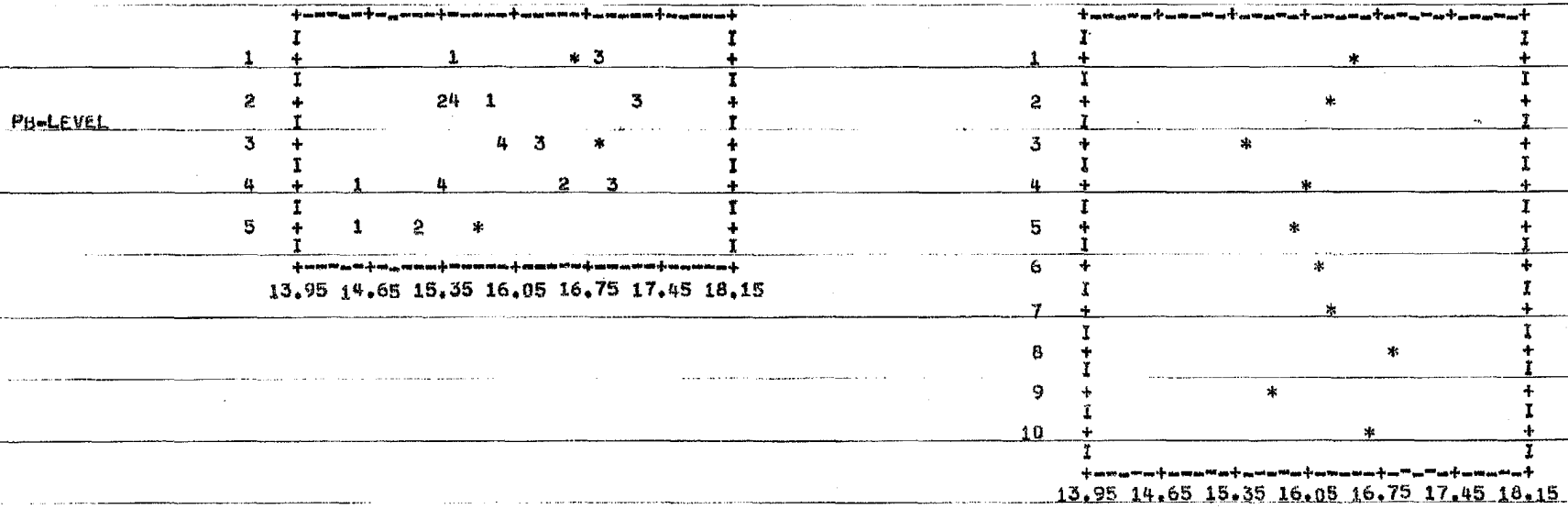

DUP050308824

TIME-PERIOD * SEX

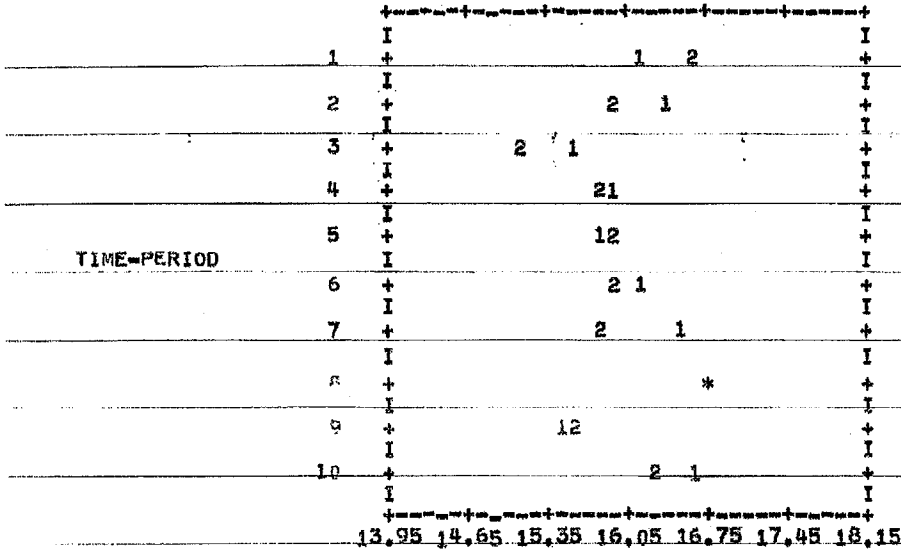

TIME-PERIOD * PB-LEVEL

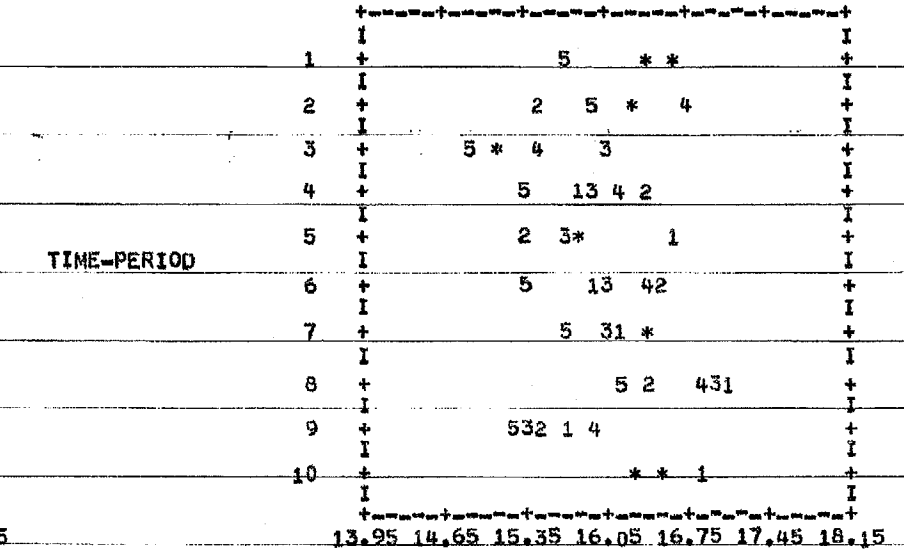

DUP050308825

SEX * TIME-PERIOD * PB-LEVEL
SEX AT LEVEL MALE

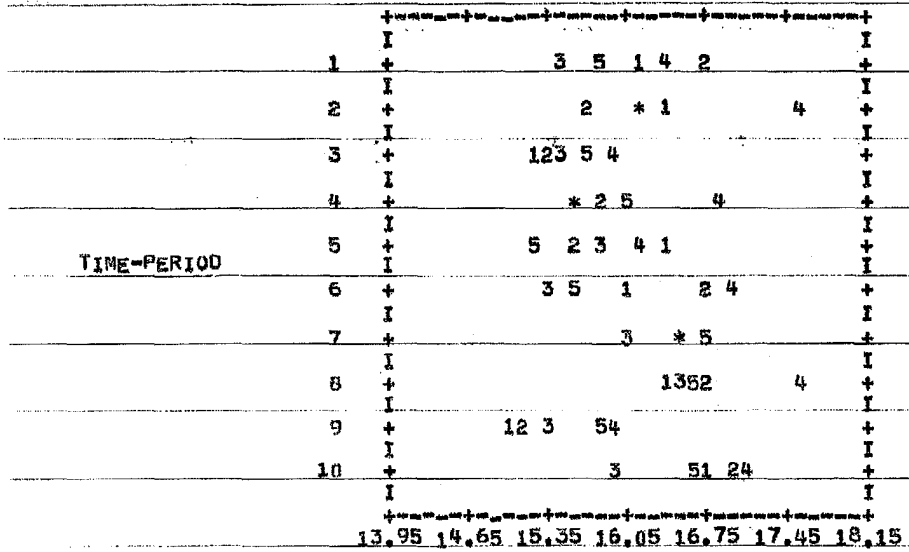

SEX * TIME-PERIOD * PB-LEVEL
SEX AT LEVEL FEMALE

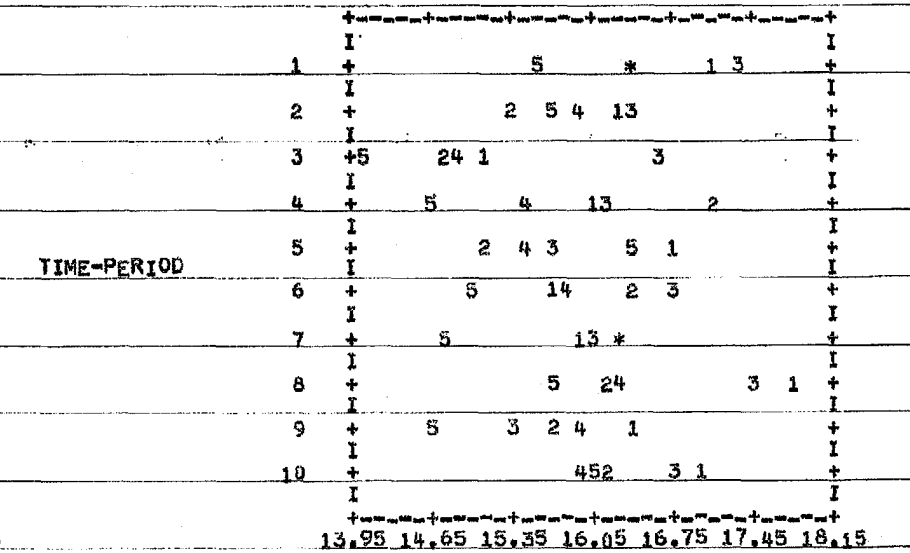

DUP050308826

RESPONSE NUMBER 3 Y3=HEMATOCRIT

CELL IDENTIFICATION	CELL MEAN
1 1 1 1	43.0000
1 1 1 2	43.0000
1 1 1 3	45.0000
1 1 1 4	44.0000
1 1 1 5	42.0000
1 1 1 6	47.0000
1 1 1 7	46.0000
1 1 1 8	43.0000
1 1 1 9	43.0000
1 1 1 10	48.0000
1 1 2 1	42.0000
1 1 2 2	44.0000
1 1 2 3	42.0000
1 1 2 4	45.0000
1 1 2 5	41.0000
1 1 2 6	44.0000
1 1 2 7	43.0000
1 1 2 8	44.0000
1 1 2 9	43.0000
1 1 2 10	45.0000
1 1 3 1	41.0000
1 1 3 2	44.0000
1 1 3 3	37.0000
1 1 3 4	41.0000
1 1 3 5	41.0000
1 1 3 6	42.0000
1 1 3 7	39.0000
1 1 3 8	38.0000
1 1 3 9	31.0000
1 1 3 10	42.0000
1 1 4 1	52.0000
1 1 4 2	45.0000
1 1 4 3	44.0000
1 1 4 4	44.0000
1 1 4 5	45.0000
1 1 4 6	50.0000
1 1 4 7	50.0000
1 1 4 8	47.0000
1 1 4 9	46.0000
1 1 4 10	50.0000
1 2 1 1	46.0000
1 2 1 2	36.0000
1 2 1 3	36.0000
1 2 1 4	45.0000
1 2 1 5	41.0000
1 2 1 6	47.0000
1 2 1 7	45.0000
1 2 1 8	43.0000
1 2 1 9	43.0000
1 2 1 10	44.0000
1 2 2 1	40.0000
1 2 2 2	41.0000
1 2 2 3	44.0000
1 2 2 4	42.0000
1 2 2 5	38.0000

DUP050308827

1	2	2	6	44.0000
1	2	2	7	40.0000
1	2	2	8	40.0000
1	2	2	9	40.0000
1	2	2	10	40.0000
1	2	3	1	47.0000
1	2	3	2	44.0000
1	2	3	3	44.0000
1	2	3	4	45.0000
1	2	3	5	44.0000
1	2	3	6	50.0000
1	2	3	7	51.0000
1	2	3	8	47.0000
1	2	3	9	45.0000
1	2	3	10	54.0000
1	2	4	1	45.0000
1	2	4	2	43.0000
1	2	4	3	43.0000
1	2	4	4	46.0000
1	2	4	5	42.0000
1	2	4	6	46.0000
1	2	4	7	46.0000
1	2	4	8	45.0000
1	2	4	9	38.0000
1	2	4	10	46.0000
1	3	1	1	38.0000
1	3	1	2	44.0000
1	3	1	3	42.0000
1	3	1	4	46.0000
1	3	1	5	40.0000
1	3	1	6	48.0000
1	3	1	7	45.0000
1	3	1	8	45.0000
1	3	1	9	46.0000
1	3	1	10	42.0000
1	3	2	1	37.0000
1	3	2	2	42.0000
1	3	2	3	41.0000
1	3	2	4	42.0000
1	3	2	5	42.0000
1	3	2	6	42.0000
1	3	2	7	44.0000
1	3	2	8	44.0000
1	3	2	9	39.0000
1	3	2	10	44.0000
1	3	3	1	41.0000
1	3	3	2	38.0000
1	3	3	3	39.0000
1	3	3	4	41.0000
1	3	3	5	39.0000
1	3	3	6	40.0000
1	3	3	7	38.0000
1	3	3	8	37.0000
1	3	3	9	39.0000
1	3	3	10	38.0000
1	3	4	1	46.0000
1	3	4	2	46.0000
1	3	4	3	45.0000
1	3	4	4	47.0000
1	3	4	5	46.0000

DUP050308828

1	3	4	6	47.0000
1	3	4	7	44.0000
1	3	4	8	47.0000
1	3	4	9	48.0000
1	3	4	10	50.0000
1	4	1	1	46.0000
1	4	1	2	48.0000
1	4	1	3	46.0000
1	4	1	4	47.0000
1	4	1	5	46.0000
1	4	1	6	47.0000
1	4	1	7	46.0000
1	4	1	8	46.0000
1	4	1	9	45.0000
1	4	1	10	47.0000
1	4	2	1	42.0000
1	4	2	2	44.0000
1	4	2	3	47.0000
	4	2	4	47.0000
1	4	2	5	45.0000
1	4	2	6	51.0000
	4	2	7	50.0000
1	4	2	8	45.0000
	4	2	9	42.0000
1	4	2	10	46.0000
1	4	3	1	44.0000
1	4	3	2	48.0000
1	4	3	3	36.0000
1	4	3	4	45.0000
1	4	3	5	40.0000
1	4	3	6	48.0000
1	4	3	7	44.0000
1	4	3	8	47.0000
1	4	3	9	40.0000
1	4	3	10	48.0000
1	4	4	1	45.0000
1	4	4	2	47.0000
1	4	4	3	43.0000
1	4	4	4	48.0000
1	4	4	5	41.0000
1	4	4	6	47.0000
1	4	4	7	41.0000
1	4	4	8	46.0000
1	4	4	9	48.0000
1	4	4	10	46.0000
1	5	1	1	42.0000
1	5	1	2	45.0000
1	5	1	3	48.0000
1	5	1	4	47.0000
1	5	1	5	38.0000
1	5	1	6	45.0000
1	5	1	7	47.0000
1	5	1	8	43.0000
1	5	1	9	43.0000
1	5	1	10	45.0000
1	5	2	1	42.0000
1	5	2	2	43.0000
1	5	2	3	39.0000
1	5	2	4	45.0000
1	5	2	5	38.0000

DUP050308829

SPEEDIFICO@MOORE BUSINESS FORMS INC

1	5	2	6	45.0000
1	5	2	7	45.0000
1	5	2	8	44.0000
1	5	2	9	43.0000
1	5	2	10	46.0000
1	5	3	1	40.0000
1	5	3	2	37.0000
1	5	3	3	41.0000
1	5	3	4	41.0000
1	5	3	5	36.0000
1	5	3	6	39.0000
1	5	3	7	41.0000
1	5	3	8	40.0000
1	5	3	9	43.0000
1	5	3	10	42.0000
1	5	4	1	46.0000
1	5	4	2	46.0000
1	5	4	3	44.0000
1	5	4	4	46.0000
1	5	4	5	44.0000
1	5	4	6	47.0000
1	5	4	7	48.0000
1	5	4	8	46.0000
1	5	4	9	47.0000
1	5	4	10	48.0000
2	1	1	1	47.0000
2	1	1	2	42.0000
2	1	1	3	37.0000
2	1	1	4	44.0000
2	1	1	5	39.0000
2	1	1	6	42.0000
2	1	1	7	36.0000
2	1	1	8	45.0000
2	1	1	9	40.0000
2	1	1	10	42.0000
2	1	2	1	47.0000
2	1	2	2	46.0000
2	1	2	3	44.0000
2	1	2	4	44.0000
2	1	2	5	44.0000
2	1	2	6	48.0000
2	1	2	7	46.0000
2	1	2	8	47.0000
2	1	2	9	43.0000
2	1	2	10	50.0000
2	1	3	1	48.0000
2	1	3	2	45.0000
2	1	3	3	39.0000
2	1	3	4	36.0000
2	1	3	5	48.0000
2	1	3	6	44.0000
2	1	3	7	45.0000
2	1	3	8	50.0000
2	1	3	9	52.0000
2	1	3	10	43.0000
2	1	4	1	47.0000
2	1	4	2	42.0000
2	1	4	3	46.0000
2	1	4	4	46.0000
2	1	4	5	46.0000

DUP050308830

2	1	4	6	36.0000
2	1	4	7	49.0000
2	1	4	8	49.0000
2	1	4	9	48.0000
2	1	4	10	51.0000
2	2	1	1	45.0000
2	2	1	2	37.0000
2	2	1	3	36.0000
2	2	1	4	48.0000
2	2	1	5	37.0000
2	2	1	6	45.0000
2	2	1	7	45.0000
2	2	1	8	40.0000
2	2	1	9	45.0000
2	2	1	10	38.0000
2	2	2	1	45.0000
2	2	2	2	41.0000
2	2	2	3	35.0000
2	2	2	4	48.0000
2	2	2	5	42.0000
2	2	2	6	36.0000
2	2	2	7	42.0000
2	2	2	8	43.0000
2	2	2	9	40.0000
2	2	2	10	45.0000
2	2	3	1	40.0000
2	2	3	2	43.0000
2	2	3	3	50.0000
2	2	3	4	44.0000
2	2	3	5	38.0000
2	2	3	6	57.0000
2	2	3	7	51.0000
2	2	3	8	40.0000
2	2	3	9	50.0000
2	2	3	10	49.0000
2	2	4	1	47.0000
2	2	4	2	42.0000
2	2	4	3	36.0000
2	2	4	4	41.0000
2	2	4	5	39.0000
2	2	4	6	42.0000
2	2	4	7	40.0000
2	2	4	8	42.0000
2	2	4	9	37.0000
2	2	4	10	43.0000
2	3	1	1	55.0000
2	3	1	2	47.0000
2	3	1	3	50.0000
2	3	1	4	41.0000
2	3	1	5	41.0000
2	3	1	6	45.0000
2	3	1	7	41.0000
2	3	1	8	41.0000
2	3	1	9	43.0000
2	3	1	10	46.0000
2	3	2	1	45.0000
2	3	2	2	47.0000
2	3	2	3	46.0000
2	3	2	4	42.0000
2	3	2	5	46.0000

DUP050308831

2	3	2	6	48.0000
2	3	2	7	46.0000
2	3	2	8	49.0000
2	3	2	9	48.0000
2	3	2	10	43.0000
2	3	3	1	42.0000
2	3	3	2	43.0000
2	3	3	3	45.0000
2	3	3	4	44.0000
2	3	3	5	38.0000
2	3	3	6	43.0000
2	3	3	7	47.0000
2	3	3	8	48.0000
2	3	3	9	40.0000
2	3	3	10	50.0000
2	3	4	1	47.0000
2	3	4	2	40.0000
2	3	4	3	42.0000
2	3	4	4	40.0000
2	3	4	5	37.0000
2	3	4	6	48.0000
2	3	4	7	45.0000
2	3	4	8	44.0000
2	3	4	9	38.0000
2	3	4	10	45.0000
2	4	1	1	41.0000
2	4	1	2	38.0000
2	4	1	3	38.0000
2	4	1	4	34.0000
2	4	1	5	40.0000
2	4	1	6	42.0000
2	4	1	7	40.0000
2	4	1	8	41.0000
2	4	1	9	32.0000
2	4	1	10	41.0000
2	4	2	1	48.0000
2	4	2	2	42.0000
2	4	2	3	39.0000
2	4	2	4	48.0000
2	4	2	5	40.0000
2	4	2	6	44.0000
2	4	2	7	49.0000
2	4	2	8	44.0000
2	4	2	9	48.0000
2	4	2	10	43.0000
2	4	3	1	48.0000
2	4	3	2	47.0000
2	4	3	3	41.0000
2	4	3	4	48.0000
2	4	3	5	46.0000
2	4	3	6	46.0000
2	4	3	7	48.0000
2	4	3	8	45.0000
2	4	3	9	46.0000
2	4	3	10	52.0000
2	4	4	1	42.0000
2	4	4	2	41.0000
2	4	4	3	45.0000
2	4	4	4	36.0000
2	4	4	5	38.0000

DUP050308833

SPEEDFLO@MOORE BUSINESS FORMS, INC. 5

2	4	4	6	39.0000
2	4	4	7	45.0000
2	4	4	8	39.0000
2	4	4	9	49.0000
2	4	4	10	42.0000
2	5	1	1	43.0000
2	5	1	2	39.0000
2	5	1	3	37.0000
2	5	1	4	38.0000
2	5	1	5	43.0000
2	5	1	6	39.0000
2	5	1	7	36.0000
2	5	1	8	40.0000
2	5	1	9	37.0000
2	5	1	10	39.0000
2	5	2	1	40.0000
2	5	2	2	45.0000
2	5	2	3	33.0000
2	5	2	4	36.0000
2	5	2	5	42.0000
2	5	2	6	43.0000
2	5	2	7	40.0000
2	5	2	8	42.0000
2	5	2	9	44.0000
2	5	2	10	44.0000
2	5	3	1	43.0000
2	5	3	2	41.0000
2	5	3	3	41.0000
2	5	3	4	38.0000
2	5	3	5	38.0000
2	5	3	6	43.0000
2	5	3	7	45.0000
2	5	3	8	39.0000
2	5	3	9	39.0000
2	5	3	10	48.0000
2	5	4	1	43.0000
2	5	4	2	46.0000
2	5	4	3	39.0000
2	5	4	4	42.0000
2	5	4	5	45.0000
2	5	4	6	45.0000
2	5	4	7	44.0000
2	5	4	8	44.0000
2	5	4	9	43.0000
2	5	4	10	47.0000

GRAND MEAN 43.45500

DUP050308834

RESPONSE NUMBER 3 Y3=HEMATOCRIT

ANOVA TABLE

SOURCE OF VARIATION	DEGREES OF FREEDOM	SUM OF SQUARES	MEAN SQUARE	F RATIO
TOTAL	399	6167.18329		
A = SEX	1	35.99999	35.99999	.57
B = PB-LEVEL	4	177.81498	44.45375	.70
AB	4	268.32498	67.08125	1.05
C = DOG	30	1910.64977	63.68833	7.08 **
D = TIME-PERIOD	9	586.28995	65.14333	7.24 **
AD	9	153.59997	17.06666	1.90
BD	36	239.58495	6.65514	.74
ABD	36	365.57491	10.15486	1.13
CD	270	2429.34811	8.99759	

* SIGNIFICANT AT THE .05 PROBABILITY LEVEL (ONE-TAIL TEST)
** SIGNIFICANT AT THE .01 PROBABILITY LEVEL (ONE-TAIL TEST)

DUP05030835

RESPONSE NUMBER 3 Y3=HEMATOCRIT

MEANS TABLES

SEX MEANS

MALE	FEMALE
43.7550	43.1550

STANDARD ERROR OF A MEAN =	.5643
95% CONFIDENCE LIMITS =	1.1525
STANDARD ERROR OF THE DIFFERENCE BETWEEN TWO MEANS =	.7980
LEAST SIGNIFICANT DIFFERENCE (LSD) =	1.6298

PB-LEVEL MEANS

0PPM	10PPM	50PPM	100PPM	500PPM
44.1125	43.1250	43.5625	44.1250	42.3500

STANDARD ERROR OF A MEAN =	.8922
95% CONFIDENCE LIMITS =	1.8222
STANDARD ERROR OF THE DIFFERENCE BETWEEN TWO MEANS =	1.2618
LEAST SIGNIFICANT DIFFERENCE (LSD) =	2.5770

SEX * PB-LEVEL INTERACTION

SEX PB-LEVEL

	0PPM	10PPM	50PPM	100PPM	500PPM
MALE	43.6500	43.6500	42.7250	45.3750	43.3750
FEMALE	44.5750	42.6000	44.4000	42.8750	41.3250
DIFFERENCES	-.9250	1.0500	-1.6750	2.5000	2.0500

STANDARD ERROR OF A MEAN =	1.2618
95% CONFIDENCE LIMITS =	2.5770
STANDARD ERROR OF THE DIFFERENCE BETWEEN TWO MEANS =	1.7845
LEAST SIGNIFICANT DIFFERENCE (LSD) =	3.6444

DUP050308836

THREE WAY TABLE OF MEANS FOR FACTORS SEX , PB-LEVEL , DOG

SEX AT LEVEL MALE

PB-LEVEL DOG

	1	2	3	4
0PPM	44.4000	43.3000	39.6000	47.3000
10PPM	42.6000	40.9000	47.1000	44.0000
50PPM	43.6000	41.7000	39.0000	46.6000
100PPM	46.4000	45.9000	44.0000	45.2000
500PPM	44.3000	43.0000	40.0000	46.2000

SEX AT LEVEL FEMALE

PB-LEVEL DOG

	1	2	3	4
0PPM	41.4000	45.9000	45.0000	46.0000
10PPM	41.6000	41.7000	46.2000	40.9000
50PPM	45.0000	46.0000	44.0000	42.6000
100PPM	38.7000	44.5000	46.7000	41.6000
500PPM	39.1000	40.9000	41.5000	43.8000

TIME-PERIOD MEANS

1 MON	2 MON	3 MON	6 MON	9 MON	12 MON	15 MON	18 MON	21 MON	24 MON
44.2000	43.0500	41.6250	43.3000	41.4000	44.7750	44.3250	43.7250	42.8500	45.3000

STANDARD ERROR OF A MEAN = .4743
95% CONFIDENCE LIMITS = .9338
STANDARD ERROR OF THE DIFFERENCE BETWEEN TWO MEANS = .6707
LEAST SIGNIFICANT DIFFERENCE (LSD) = 1.3205

DUP050308837

SEX * TIME-PERIOD INTERACTION

SEX TIME-PERIOD

	1 MON	2 MON	3 MON	6 MON	9 MON	12 MON	15 MON	18 MON	21 MON	24 MON
MALE	43.2500	43.4000	42.3000	44.7000	41.4500	45.8000	44.6500	43.8500	42.6000	45.5500
FEMALE	45.1500	42.7000	40.9500	41.9000	41.3500	43.7500	44.0000	43.6000	43.1000	45.0500
DIFFERENCES	-1.9000	.7000	1.3500	2.8000	.1000	2.0500	.6500	.2500	-.5000	.5000

PB-LEVEL * TIME-PERIOD INTERACTION

PB-LEVEL TIME-PERIOD

	1 MON	2 MON	3 MON	6 MON	9 MON	12 MON	15 MON	18 MON	21 MON	24 MON
0PPM	45.8750	43.8750	41.7500	43.0000	43.2500	44.1250	44.2500	45.3750	43.2500	46.3750
10PPM	44.3750	40.8750	40.5000	44.8750	40.1250	45.8750	45.0000	42.5000	42.2500	44.8750
50PPM	43.8750	43.3750	43.7500	42.8750	41.1250	45.1250	43.7500	44.3750	42.6250	44.7500
100PPM	44.5000	44.3750	41.8750	44.1250	42.0000	45.5000	45.3750	44.1250	43.7500	45.6250
500PPM	42.3750	42.7500	40.2500	41.6250	40.5000	43.2500	43.2500	42.2500	42.3750	44.8750

THREE WAY TABLE OF MEANS FOR FACTORS SEX , PB-LEVEL , TIME-PERIOD
SEX AT LEVEL MALE

PB-LEVEL TIME-PERIOD

	1 MON	2 MON	3 MON	6 MON	9 MON	12 MON	15 MON	18 MON	21 MON	24 MON
0PPM	44.5000	44.0000	42.0000	43.5000	42.2500	45.7500	44.5000	43.0000	40.7500	46.2500
10PPM	44.5000	41.0000	41.7500	44.5000	41.2500	46.7500	45.5000	43.7500	41.5000	46.0000
50PPM	40.5000	42.5000	41.7500	44.0000	41.7500	44.2500	42.7500	43.2500	43.0000	43.5000
100PPM	44.2500	46.7500	43.0000	46.7500	43.0000	48.2500	45.2500	46.0000	43.7500	46.7500
500PPM	42.5000	42.7500	43.0000	44.7500	39.0000	44.0000	45.2500	43.2500	44.0000	45.2500

DUP050308838

SEX AT LEVEL FEMALE

PB-LEVEL TIME-PERIOD

	1 MON	2 MON	3 MON	6 MON	9 MON	12 MON	15 MON	18 MON	21 MON	24 MON
0PPM	47.2500	43.7500	41.5000	42.5000	44.2500	42.5000	44.0000	47.7500	45.7500	46.5000
10PPM	44.2500	40.7500	39.2500	45.2500	39.0000	45.0000	44.5000	41.2500	43.0000	43.7500
50PPM	47.2500	44.2500	45.7500	41.7500	40.5000	46.0000	44.7500	45.5000	42.2500	46.0000
100PPM	44.7500	42.0000	40.7500	41.5000	41.0000	42.7500	45.5000	42.2500	43.7500	44.5000
500PPM	42.2500	42.7500	37.5000	38.5000	42.0000	42.5000	41.2500	41.2500	40.7500	44.5000

DUP050308839

SYMBOLS USED IN 2- AND 3-WAY MEANS PLOTS

1 = LEVEL 1
2 = LEVEL 2
3 = LEVEL 3
4 = LEVEL 4
5 = LEVEL 5
* = REPEATED SYMBOLS

DUP050308840

SEX MEANS PB-LEVEL MEANS

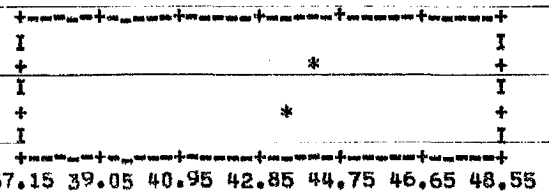

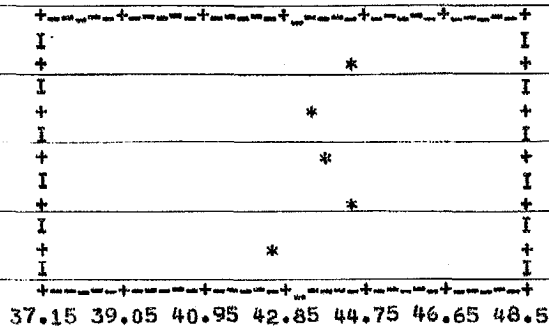

53

DUP05308841

PB-LEVEL * SEX

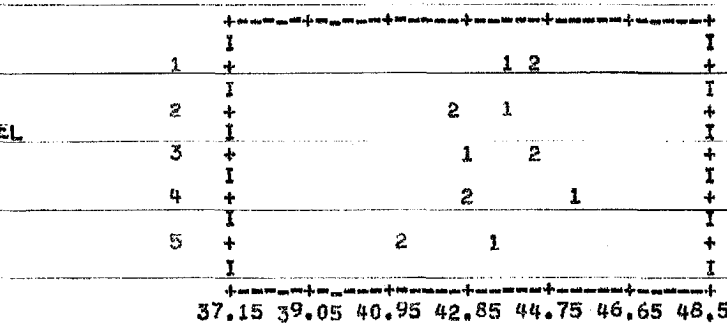

SEX * PB-LEVEL * DOG
SEX AT LEVEL MALE

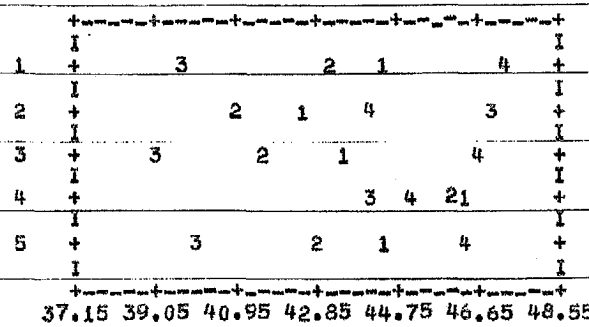

DUP050308842

SEX * PB-LEVEL * DOG TIME-PERIOD MEANS
SEX AT LEVEL FEMALE

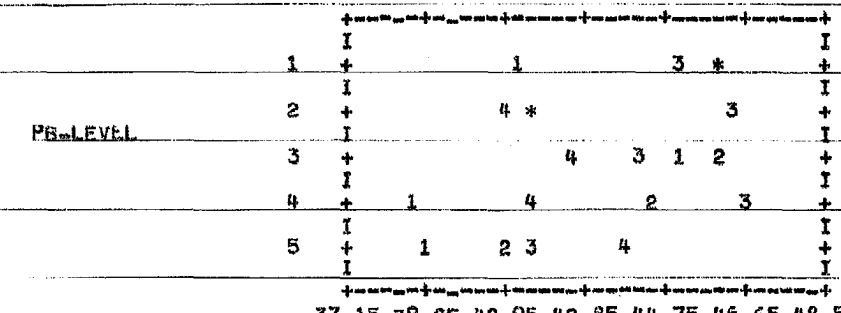

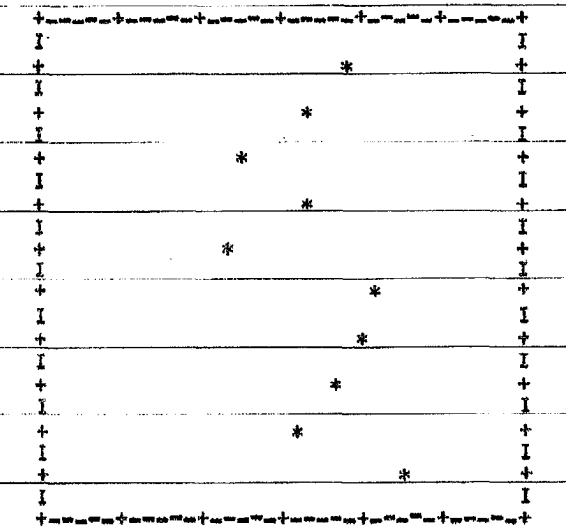

DUP050308843

TIME-PERIOD * SEX

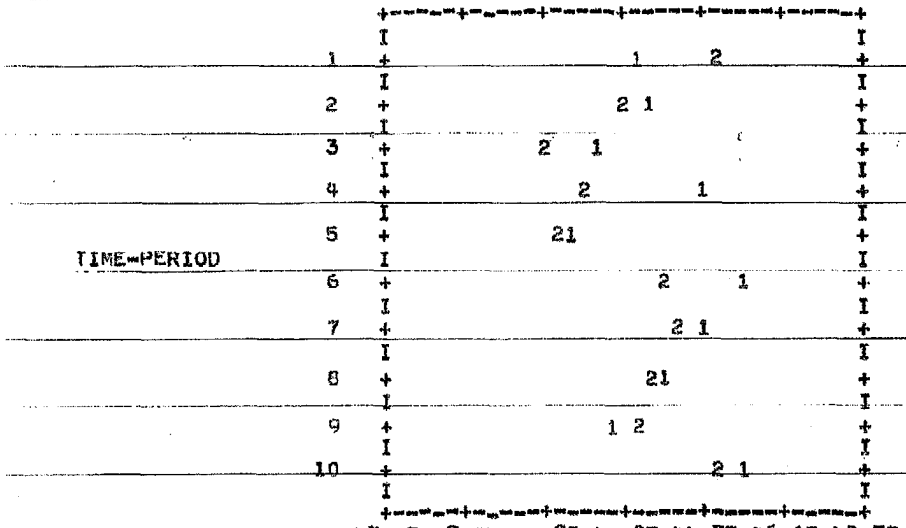

TIME-PERIOD * PB-LEVEL



56

DUP050308844

SEX * TIME-PERIOD * PB-LEVEL
SEX AT LEVEL MALE

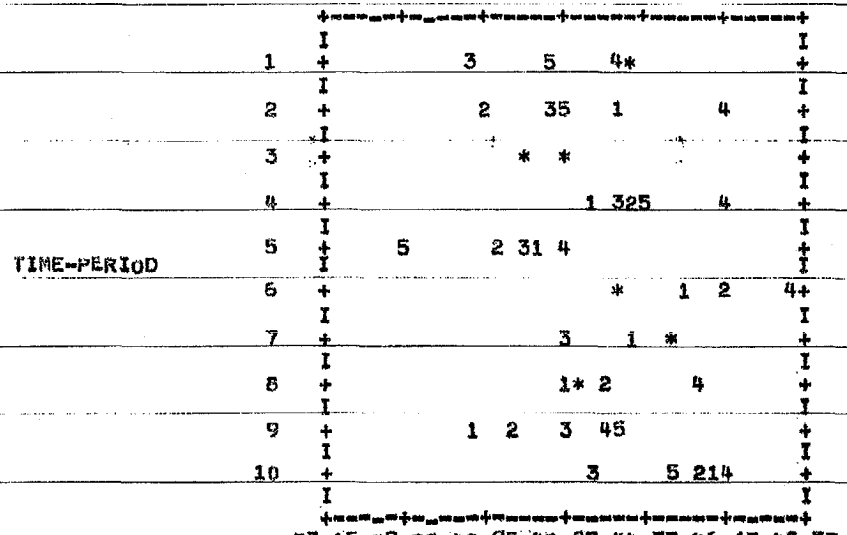

SEX * TIME-PERIOD * PB-LEVEL
SEX AT LEVEL FEMALE



DUP050308845

RESPONSE NUMBER 4 Y4=STIPLED CELLS

CELL IDENTIFICATION				CELL MEAN
1	1	1	1	.0000
1	1	1	2	.0000
1	1	1	3	.0000
1	1	1	4	.0000
1	1	1	5	.0000
1	1	1	6	.0000
1	1	1	7	.0000
1	1	1	8	.0000
1	1	1	9	.0000
1	1	1	10	.0000
1	1	2	1	.0000
1	1	2	2	.0000
1	1	2	3	.0000
1	1	2	4	.0000
1	1	2	5	.0000
1	1	2	6	.0000
1	1	2	7	.0000
1	1	2	8	.0000
1	1	2	9	.0000
1	1	2	10	.0000
1	1	3	1	.0000
1	1	3	2	.0000
1	1	3	3	.0000
1	1	3	4	.0000
1	1	3	5	.0000
1	1	3	6	.0000
1	1	3	7	.0000
1	1	3	8	.0000
1	1	3	9	.0000
1	1	3	10	.0000
1	1	4	1	.0000
1	1	4	2	.0000
1	1	4	3	.0000
1	1	4	4	.0000
1	1	4	5	.0000
1	1	4	6	.0000
1	1	4	7	.0000
1	1	4	8	.0000
1	1	4	9	.0000
1	1	4	10	.0000
1	2	1	1	.0000
1	2	1	2	.0000
1	2	1	3	.0000
1	2	1	4	.0000
1	2	1	5	.0000
1	2	1	6	.0000
1	2	1	7	.0000
1	2	1	8	.0000
1	2	1	9	.0000
1	2	1	10	.0000
1	2	2	1	.0000
1	2	2	2	.0000
1	2	2	3	.0000
1	2	2	4	.0000
1	2	2	5	.0000

DUP050308846

1	2	2	6	.0000
1	2	2	7	.0000
1	2	2	8	.0000
1	2	2	9	.0000
1	2	2	10	.0000
1	2	3	1	.0000
1	2	3	2	.0000
1	2	3	3	.0000
1	2	3	4	.0000
1	2	3	5	.0000
1	2	3	6	.0000
1	2	3	7	.0000
1	2	3	8	.0000
1	2	3	9	.0000
1	2	3	10	.0000
1	2	4	1	.0000
1	2	4	2	.0000
1	2	4	3	.0000
1	2	4	4	.0000
1	2	4	5	.0000
1	2	4	6	.0000
1	2	4	7	.0000
1	2	4	8	.0000
1	2	4	9	.0000
1	2	4	10	.0000
1	3	1	1	.0000
1	3	1	2	.0000
1	3	1	3	.0000
1	3	1	4	.0000
1	3	1	5	.0000
1	3	1	6	.0000
1	3	1	7	.0000
1	3	1	8	.0000
1	3	1	9	.0000
1	3	1	10	.0000
1	3	2	1	.0000
1	3	2	2	.0000
1	3	2	3	.0000
1	3	2	4	.0000
1	3	2	5	.0000
1	3	2	6	.0000
1	3	2	7	.0000
1	3	2	8	.0000
1	3	2	9	.0000
1	3	2	10	.0000
1	3	3	1	.0000
1	3	3	2	.0000
1	3	3	3	.0000
1	3	3	4	.0000
1	3	3	5	.0000
1	3	3	6	.0000
1	3	3	7	.0000
1	3	3	8	.0000
1	3	3	9	.0000
1	3	3	10	.0000
1	3	4	1	.0000
1	3	4	2	.0000
1	3	4	3	.0000
1	3	4	4	.0000
1	3	4	5	.0000

DUP050308847

1	3	4	6	.0000
1	3	4	7	.0000
1	3	4	8	.0000
1	3	4	9	.0000
1	3	4	10	.0000
1	4	1	1	.0000
1	4	1	2	.0000
1	4	1	3	.0000
1	4	1	4	.0000
1	4	1	5	.0000
1	4	1	6	.0000
1	4	1	7	.0000
1	4	1	8	.0000
1	4	1	9	.0000
1	4	1	10	.0000
1	4	2	1	.0000
1	4	2	2	.0000
1	4	2	3	.0000
1	4	2	4	.0000
1	4	2	5	.0000
1	4	2	6	.0000
1	4	2	7	.0000
1	4	2	8	.0000
1	4	2	9	.0000
1	4	2	10	.0000
1	4	3	1	.0000
1	4	3	2	.0000
1	4	3	3	.0000
1	4	3	4	.0000
1	4	3	5	.0000
1	4	3	6	.0000
1	4	3	7	1.0000
1	4	3	8	.0000
1	4	3	9	.0000
1	4	3	10	.0000
1	4	4	1	.0000
1	4	4	2	.0000
1	4	4	3	.0000
1	4	4	4	.0000
1	4	4	5	.0000
1	4	4	6	.0000
1	4	4	7	.0000
1	4	4	8	.0000
1	4	4	9	.0000
1	4	4	10	.0000
1	5	1	1	.0000
1	5	1	2	.0000
1	5	1	3	.0000
1	5	1	4	.0000
1	5	1	5	.0000
1	5	1	6	.0000
1	5	1	7	.0000
1	5	1	8	.0000
1	5	1	9	.0000
1	5	1	10	.0000
1	5	2	1	.0000
1	5	2	2	.0000
1	5	2	3	.0000
1	5	2	4	.0000
1	5	2	5	.0000

DUP050308848

1	5	2	6	.0000
1	5	2	7	.0000
1	5	2	8	.0000
1	5	2	9	.0000
1	5	2	10	.0000
1	5	3	1	.0000
1	5	3	2	.0000
1	5	3	3	.0000
1	5	3	4	.0000
1	5	3	5	1.0000
1	5	3	6	5.0000
1	5	3	7	.0000
1	5	3	8	.0000
1	5	3	9	.0000
1	5	3	10	.0000
1	5	4	1	.0000
1	5	4	2	.0000
1	5	4	3	.0000
1	5	4	4	.0000
1	5	4	5	.0000
1	5	4	6	2.0000
1	5	4	7	.0000
1	5	4	8	.0000
1	5	4	9	.0000
1	5	4	10	.0000
2	1	1	1	.0000
2	1	1	2	.0000
2	1	1	3	.0000
2	1	1	4	.0000
2	1	1	5	.0000
2	1	1	6	.0000
2	1	1	7	.0000
2	1	1	8	.0000
2	1	1	9	.0000
2	1	1	10	.0000
2	1	2	1	.0000
2	1	2	2	.0000
2	1	2	3	.0000
2	1	2	4	.0000
2	1	2	5	.0000
2	1	2	6	.0000
2	1	2	7	.0000
2	1	2	8	.0000
2	1	2	9	.0000
2	1	2	10	.0000
2	1	3	1	.0000
2	1	3	2	.0000
2	1	3	3	.0000
2	1	3	4	.0000
2	1	3	5	.0000
2	1	3	6	.0000
2	1	3	7	.0000
2	1	3	8	.0000
2	1	3	9	.0000
2	1	3	10	.0000
2	1	4	1	.0000
2	1	4	2	.0000
2	1	4	3	.0000
2	1	4	4	.0000
2	1	4	5	.0000

SPEEDS-O-PRINT BUSINESS FORMS INC. 5

DUP050308849

2	1	4	6	.0000
2	1	4	7	.0000
2	1	4	8	.0000
2	1	4	9	.0000
2	1	4	10	.0000
2	2	1	1	.0000
2	2	1	2	.0000
2	2	1	3	.0000
2	2	1	4	.0000
2	2	1	5	.0000
2	2	1	6	.0000
2	2	1	7	1.0000
2	2	1	8	.0000
2	2	1	9	.0000
2	2	1	10	.0000
2	2	2	1	.0000
2	2	2	2	.0000
2	2	2	3	.0000
2		2	4	.0000
2		2	5	.0000
2		2	6	.0000
2		2	7	.0000
2		2	8	.0000
2		2	9	.0000
2	2	2	10	.0000
2	2	3	1	.0000
2	2	3	2	.0000
2	2	3	3	.0000
2	2	3	4	.0000
2	2	3	5	.0000
2	2	3	6	.0000
2	2	3	7	.0000
2	2	3	8	.0000
2	2	3	9	.0000
2	2	3	10	.0000
2	2	4	1	.0000
2	2	4	2	.0000
2	2	4	3	.0000
2	2	4	4	.0000
2	2	4	5	.0000
2	2	4	6	.0000
2	2	4	7	.0000
2	2	4	8	.0000
2	2	4	9	.0000
2	2	4	10	.0000
2	3	1	1	.0000
2	3	1	2	.0000
2	3	1	3	.0000
2	3	1	4	.0000
2	3	1	5	.0000
2	3	1	6	.0000
2	3	1	7	.0000
2	3	1	8	.0000
2	3	1	9	.0000
2	3	1	10	.0000
2	3	2	1	.0000
2	3	2	2	.0000
2	3	2	3	.0000
2	3	2	4	.0000
2	3	2	5	.0000

DUP050308850

2	3	2	6	.0000
2	3	2	7	.0000
2	3	2	8	.0000
2	3	2	9	.0000
2	3	2	10	.0000
2	3	3	1	.0000
2	3	3	2	.0000
2	3	3	3	.0000
2	3	3	4	.0000
2	3	3	5	.0000
2	3	3	6	.0000
2	3	3	7	.0000
2	3	3	8	.0000
2	3	3	9	.0000
2	3	3	10	.0000
2	3	4	1	.0000
2	3	4	2	.0000
2	3	4	3	.0000
2	3	4	4	.0000
2	3	4	5	.0000
2	3	4	6	.0000
2	3	4	7	.0000
2	3	4	8	.0000
2	3	4	9	.0000
2	3	4	10	.0000
2	4	1	1	.0000
2	4	1	2	.0000
2	4	1	3	.0000
2	4	1	4	.0000
2	4	1	5	.0000
2	4	1	6	.0000
2	4	1	7	.0000
2	4	1	8	.0000
2	4	1	9	.0000
2	4	1	10	.0000
2	4	2	1	.0000
2	4	2	2	.0000
2	4	2	3	.0000
2	4	2	4	.0000
2	4	2	5	.0000
2	4	2	6	2.0000
2	4	2	7	.0000
2	4	2	8	.0000
2	4	2	9	.0000
2	4	2	10	.0000
2	4	3	1	.0000
2	4	3	2	.0000
2	4	3	3	.0000
2	4	3	4	.0000
2	4	3	5	.0000
2	4	3	6	.0000
2	4	3	7	.0000
2	4	3	8	.0000
2	4	3	9	.0000
2	4	3	10	.0000
2	4	4	1	.0000
2	4	4	2	.0000
2	4	4	3	.0000
2	4	4	4	.0000
2	4	4	5	.0000

DUP050308852

2	4	4	6	.0000
2	4	4	7	.0000
2	4	4	8	.0000
2	4	4	9	.0000
2	4	4	10	.0000
2	5	1	1	.0000
2	5	1	2	.0000
2	5	1	3	.0000
2	5	1	4	.0000
2	5	1	5	.0000
2	5	1	6	.0000
2	5	1	7	.0000
2	5	1	8	.0000
2	5	1	9	.0000
2	5	1	10	.0000
2	5	2	1	.0000
2	5	2	2	.0000
2	5	2	3	.0000
2	5	2	4	.0000
2	5	2	5	.0000
2	5	2	6	1.0000
2	5	2	7	.0000
2	5	2	8	.0000
2	5	2	9	.0000
2	5	2	10	.0000
2	5	3	1	.0000
2	5	3	2	.0000
2	5	3	3	.0000
2	5	3	4	.0000
2	5	3	5	.0000
2	5	3	6	1.0000
2	5	3	7	.0000
2	5	3	8	.0000
2	5	3	9	.0000
2	5	3	10	.0000
2	5	4	1	.0000
2	5	4	2	.0000
2	5	4	3	3.0000
2	5	4	4	.0000
2	5	4	5	.0000
2	5	4	6	1.0000
2	5	4	7	1.0000
2	5	4	8	1.0000
2	5	4	9	1.0000
2	5	4	10	1.0000

GRAND MEAN .05500

DUP050308853

RESPONSE NUMBER 4 Y4=STIPLED CELLS

ANOVA TABLE

SOURCE OF VARIATION	DEGREES OF FREEDOM	SUM OF SQUARES	MEAN SQUARE	F RATIO
TOTAL	399	50.78996		
A = SEX	1	.04000	.04000	.17
B = PB-LEVEL	4	2.96500	.74125	3.20 *
AB	4	.03500	.00875	.04
C = DOG	30	6.95000	.23167	2.45 **
D = TIME-PERIOD	9	2.94000	.32667	3.45 **
AD	9	.41000	.04556	.48
BD	36	7.88500	.21903	2.31 **
ABD	36	4.01500	.11153	1.18
CD	270	25.54999	.09463	

* SIGNIFICANT AT THE .05 PROBABILITY LEVEL (ONE-TAIL TEST)
** SIGNIFICANT AT THE .01 PROBABILITY LEVEL (ONE-TAIL TEST)

DUP05308854

RESPONSE NUMBER 4 Y4=STIPLED CELLS

MEANS TABLES

SEX MEANS

MALE	FEMALE
.0450	.0650

STANDARD ERROR OF A MEAN =	.0340
95% CONFIDENCE LIMITS =	.0695
STANDARD ERROR OF THE DIFFERENCE BETWEEN TWO MEANS =	.0481
LEAST SIGNIFICANT DIFFERENCE (LSD) =	.0983

PB-LEVEL MEANS

0PPM	10PPM	50PPM	100PPM	500PPM
.0000	.0125	.0000	.0375	.2250

STANDARD ERROR OF A MEAN =	.0538
95% CONFIDENCE LIMITS =	.1099
STANDARD ERROR OF THE DIFFERENCE BETWEEN TWO MEANS =	.0761
LEAST SIGNIFICANT DIFFERENCE (LSD) =	.1554

SEX * PB-LEVEL INTERACTION

SEX PB-LEVEL

	0PPM	10PPM	50PPM	100PPM	500PPM
MALE	.0000	.0000	.0000	.0250	.2000
FEMALE	.0000	.0250	.0000	.0500	.2500
DIFFERENCES	.0000	-.0250	.0000	-.0250	-.0500

STANDARD ERROR OF A MEAN =	.0761
95% CONFIDENCE LIMITS =	.1554
STANDARD ERROR OF THE DIFFERENCE BETWEEN TWO MEANS =	.1076
LEAST SIGNIFICANT DIFFERENCE (LSD) =	.2198

DUP050308855

THREE WAY TABLE OF MEANS FOR FACTORS SEX , PB-LEVEL , DOG

SEX AT LEVEL MALE

PB-LEVEL DOG

	1	2	3	4
0PPM	.0000	.0000	.0000	.0000
10PPM	.0000	.0000	.0000	.0000
50PPM	.0000	.0000	.0000	.0000
100PPM	.0000	.0000	.1000	.0000
500PPM	.0000	.0000	.6000	.2000

SEX AT LEVEL FEMALE

PB-LEVEL DOG

	1	2	3	4
0PPM	.0000	.0000	.0000	.0000
10PPM	.1000	.0000	.0000	.0000
50PPM	.0000	.0000	.0000	.0000
100PPM	.0000	.2000	.0000	.0000
500PPM	.0000	.1000	.1000	.8000

TIME-PERIOD MEANS

1 MON	2 MON	3 MON	6 MON	9 MON	12 MON	15 MON	18 MON	21 MON	24 MON
.0000	.0000	.0750	.0000	.0250	.3000	.0750	.0250	.0250	.0250

STANDARD ERROR OF A MEAN = .0486
95% CONFIDENCE LIMITS = .0958
STANDARD ERROR OF THE DIFFERENCE BETWEEN TWO MEANS = .0688
LEAST SIGNIFICANT DIFFERENCE (LSD) = .1354

DUP05030856

SEX * TIME-PERIOD INTERACTION

SEX TIME-PERIOD

	1 MON	2 MON	3 MON	6 MON	9 MON	12 MON	15 MON	18 MON	21 MON	24 MON
MALE	.0000	.0000	.0000	.0000	.0500	.3500	.0500	.0000	.0000	.0000
FEMALE	.0000	.0000	.1500	.0000	.0000	.2500	.1000	.0500	.0500	.0500
DIFFERENCES	.0000	.0000	-.1500	.0000	.0500	.1000	-.0500	-.0500	-.0500	-.0500

PB-LEVEL * TIME-PERIOD INTERACTION

PB-LEVEL TIME-PERIOD

	1 MON	2 MON	3 MON	6 MON	9 MON	12 MON	15 MON	18 MON	21 MON	24 MON
0PPM	.0000	.0000	.0000	.0000	.0000	.0000	.0000	.0000	.0000	.0000
10PPM	.0000	.0000	.0000	.0000	.0000	.0000	.1250	.0000	.0000	.0000
50PPM	.0000	.0000	.0000	.0000	.0000	.0000	.0000	.0000	.0000	.0000
100PPM	.0000	.0000	.0000	.0000	.0000	.2500	.1250	.0000	.0000	.0000
500PPM	.0000	.0000	.3750	.0000	.1250	1.2500	.1250	.1250	.1250	.1250

THREE WAY TABLE OF MEANS FOR FACTORS SEX * PB-LEVEL * TIME-PERIOD
SEX AT LEVEL MALE

PB-LEVEL TIME-PERIOD

	1 MON	2 MON	3 MON	6 MON	9 MON	12 MON	15 MON	18 MON	21 MON	24 MON
0PPM	.0000	.0000	.0000	.0000	.0000	.0000	.0000	.0000	.0000	.0000
10PPM	.0000	.0000	.0000	.0000	.0000	.0000	.0000	.0000	.0000	.0000
50PPM	.0000	.0000	.0000	.0000	.0000	.0000	.0000	.0000	.0000	.0000
100PPM	.0000	.0000	.0000	.0000	.0000	.0000	.2500	.0000	.0000	.0000
500PPM	.0000	.0000	.0000	.0000	.2500	1.7500	.0000	.0000	.0000	.0000

DUP05030857

SEX AT LEVEL FEMALE

PB-LEVEL TIME-PERIOD

	1 MON	2 MON	3 MON	6 MON	9 MON	12 MON	15 MON	18 MON	21 MON	24 MON
0PPM	.0000	.0000	.0000	.0000	.0000	.0000	.0000	.0000	.0000	.0000
10PPM	.0000	.0000	.0000	.0000	.0000	.0000	.2500	.0000	.0000	.0000
50PPM	.0000	.0000	.0000	.0000	.0000	.0000	.0000	.0000	.0000	.0000
100PPM	.0000	.0000	.0000	.0000	.0000	.5000	.0000	.0000	.0000	.0000
500PPM	.0000	.0000	.7500	.0000	.0000	.7500	.2500	.2500	.2500	.2500

DUP05030858

SYMBOLS USED IN 2- AND 3-WAY MEANS PLOTS

1 - LEVEL 1
2 - LEVEL 2
3 - LEVEL 3
4 - LEVEL 4
5 - LEVEL 5
* - REPEATED SYMBOLS

DUP05030859

SEX MEANS PB-LEVEL MEANS



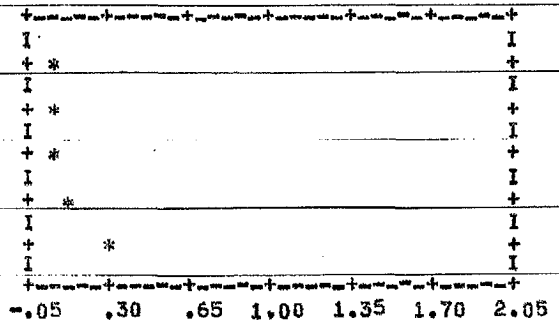

DUP050308860

PB-LEVEL * SEX SEX

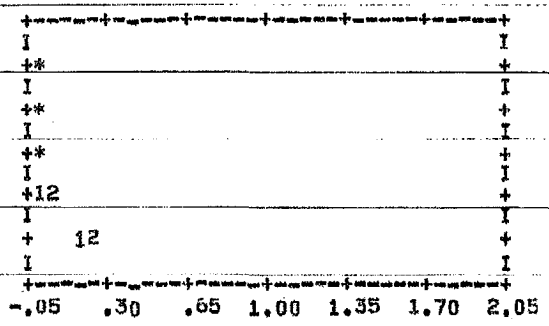

* PB-LEVEL * DOG SEX AT LEVEL MALE

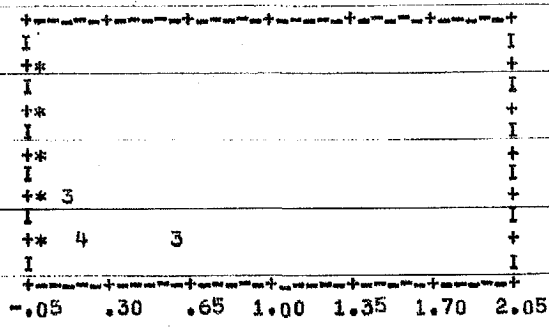

DUP050308861

SEX * PB-LEVEL * DOG TIME-PERIOD MEANS
SEX AT LEVEL FEMALE



DUP050308862

TIME-PERIOD * SEX

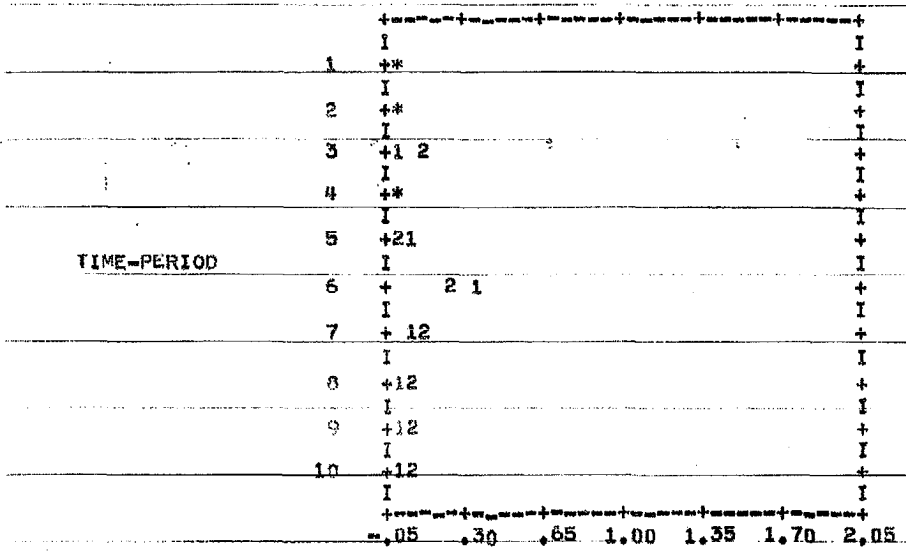

TIME-PERIOD * PB-LEVEL

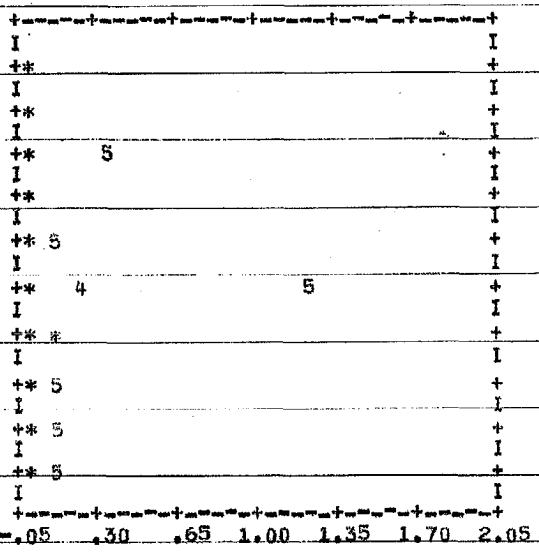

DUP050308863

SEX * TIME-PERIOD * PB-LEVEL
SEX AT LEVEL MALE

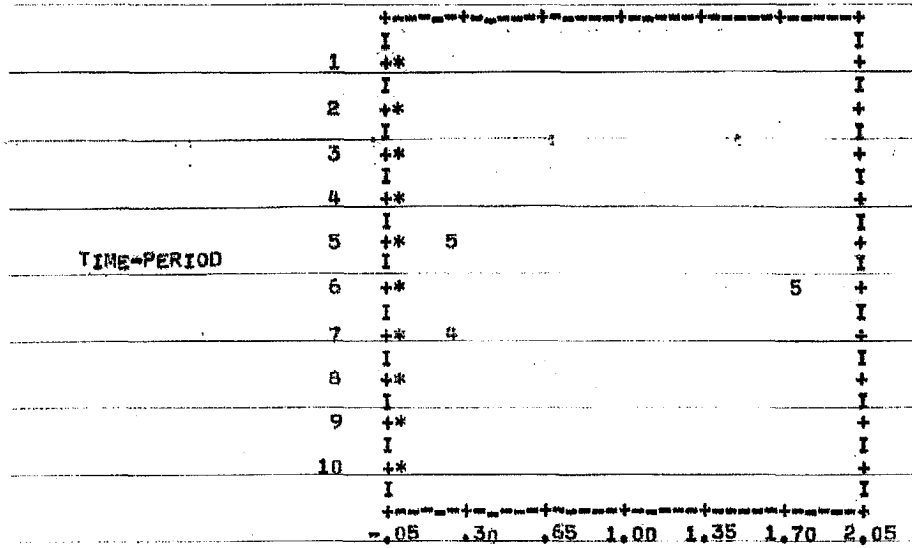

SEX * TIME-PERIOD * PB-LEVEL
SEX AT LEVEL FEMALE

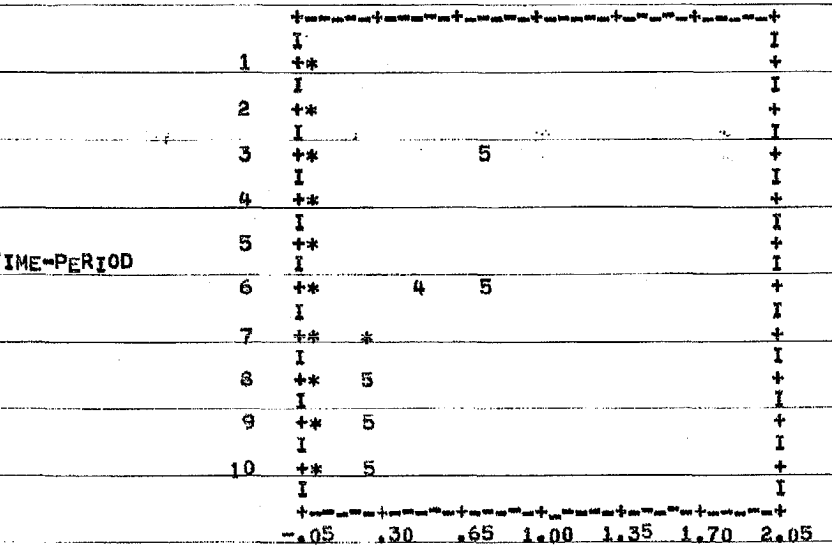

DUP050308864

RESPONSE NUMBER 5 Y5=LEUCOCYTES

CELL IDENTIFICATION	CELL MEAN
1 1 1 1	18.7000
1 1 1 2	13.9000
1 1 1 3	13.1000
1 1 1 4	13.0000
1 1 1 5	13.5000
1 1 1 6	12.0000
1 1 1 7	12.2000
1 1 1 8	15.5000
1 1 1 9	11.3000
1 1 1 10	15.3000
1 1 2 1	24.0000
1 1 2 2	15.9000
1 1 2 3	18.0000
1 1 2 4	16.8000
1 1 2 5	15.2000
1 1 2 6	15.3000
1 1 2 7	14.8000
1 1 2 8	15.0000
1 1 2 9	15.0000
1 1 2 10	15.3000
1 1 3 1	13.0000
1 1 3 2	12.4000
1 1 3 3	9.9000
1 1 3 4	13.5000
1 1 3 5	11.4000
1 1 3 6	13.8000
1 1 3 7	10.0000
1 1 3 8	14.2000
1 1 3 9	11.3000
1 1 3 10	12.9000
1 1 4 1	19.9000
1 1 4 2	15.6000
1 1 4 3	12.6000
1 1 4 4	14.2000
1 1 4 5	14.7000
1 1 4 6	13.2000
1 1 4 7	14.0000
1 1 4 8	12.5000
1 1 4 9	12.0000
1 1 4 10	12.6000
1 2 1 1	15.4000
1 2 1 2	18.6000
1 2 1 3	16.3000
1 2 1 4	15.2000
1 2 1 5	13.8000
1 2 1 6	14.8000
1 2 1 7	16.3000
1 2 1 8	18.1000
1 2 1 9	20.7000
1 2 1 10	19.8000
1 2 2 1	16.5000
1 2 2 2	18.1000
1 2 2 3	11.3000
1 2 2 4	14.9000
1 2 2 5	13.1000

DUP050308865

1	2	2	6	12.3000
1	2	2	7	13.8000
1	2	2	8	16.6000
1	2	2	9	10.1000
1	2	2	10	12.9000
1	2	3	1	20.7000
1	2	3	2	20.8000
1	2	3	3	17.9000
1	2	3	4	19.9000
1	2	3	5	18.9000
1	2	3	6	18.0000
1	2	3	7	20.2000
1	2	3	8	19.2000
1	2	3	9	20.7000
1	2	3	10	18.2000
1	2	4	1	18.3000
1	2	4	2	17.8000
1	2	4	3	14.7000
1	2	4	4	15.8000
1	2	4	5	14.7000
1	2	4	6	16.1000
1	2	4	7	15.4000
1	2	4	8	16.8000
1	2	4	9	12.8000
1	2	4	10	16.3000
1	3	1	1	12.2000
1	3	1	2	18.4000
1	3	1	3	16.5000
1	3	1	4	15.8000
1	3	1	5	14.3000
1	3	1	6	14.3000
1	3	1	7	13.8000
1	3	1	8	17.3000
1	3	1	9	17.8000
1	3	1	10	19.2000
1	3	2	1	25.4000
1	3	2	2	17.4000
1	3	2	3	14.2000
1	3	2	4	15.2000
1	3	2	5	10.3000
1	3	2	6	14.2000
1	3	2	7	12.8000
1	3	2	8	14.3000
1	3	2	9	12.0000
1	3	2	10	15.3000
1	3	3	1	17.9000
1	3	3	2	16.0000
1	3	3	3	13.1000
1	3	3	4	14.3000
1	3	3	5	14.6000
1	3	3	6	14.2000
1	3	3	7	19.7000
1	3	3	8	17.9000
1	3	3	9	14.2000
1	3	3	10	15.8000
1	3	4	1	16.7000
1	3	4	2	16.1000
1	3	4	3	13.3000
1	3	4	4	14.2000
1	3	4	5	15.1000

DUP050308866

1	3	4	6	13.3000
1	3	4	7	14.8000
1	3	4	8	15.6000
1	3	4	9	16.2000
1	3	4	10	13.0000
1	4	1	1	15.0000
1	4	1	2	15.5000
1	4	1	3	11.0000
1	4	1	4	12.5000
1	4	1	5	10.6000
1	4	1	6	11.4000
1	4	1	7	12.6000
1	4	1	8	14.0000
1	4	1	9	14.1000
1	4	1	10	11.2000
1	4	2	1	12.0000
1	4	2	2	12.0000
1	4	2	3	8.2000
1	4	2	4	14.0000
1	4	2	5	10.2000
1	4	2	6	11.8000
1	4	2	7	11.6000
1	4	2	8	14.4000
1	4	2	9	11.0000
1	4	2	10	17.6000
1	4	3	1	13.6000
1	4	3	2	14.7000
1	4	3	3	16.8000
1	4	3	4	15.2000
1	4	3	5	12.3000
1	4	3	6	11.7000
1	4	3	7	11.6000
1	4	3	8	12.6000
1	4	3	9	15.5000
1	4	3	10	16.5000
1	4	4	1	16.1000
1	4	4	2	15.6000
1	4	4	3	11.8000
1	4	4	4	15.0000
1	4	4	5	15.2000
1	4	4	6	13.0000
1	4	4	7	11.1000
1	4	4	8	10.8000
1	4	4	9	7.7000
1	4	4	10	10.9000
1	5	1	1	15.1000
1	5	1	2	13.4000
1	5	1	3	10.5000
1	5	1	4	13.3000
1	5	1	5	11.4000
1	5	1	6	11.5000
1	5	1	7	13.3000
1	5	1	8	12.7000
1	5	1	9	10.8000
1	5	1	10	12.5000
1	5	2	1	20.0000
1	5	2	2	18.8000
1	5	2	3	15.3000
1	5	2	4	16.9000
1	5	2	5	15.0000

DUP050308867

1	5	2	6	14.4000
1	5	2	7	15.0000
1	5	2	8	17.6000
1	5	2	9	13.2000
1	5	2	10	16.0000
1	5	3	1	15.4000
1	5	3	2	16.6000
1	5	3	3	13.4000
1	5	3	4	11.8000
1	5	3	5	11.8000
1	5	3	6	9.5000
1	5	3	7	12.0000
1	5	3	8	14.3000
1	5	3	9	12.1000
1	5	3	10	16.5000
1	5	4	1	15.5000
1	5	4	2	14.6000
1	5	4	3	13.4000
1	5	4	4	14.0000
1	5	4	5	11.9000
1	5	4	6	11.1000
1	5	4	7	12.7000
1	5	4	8	14.2000
1	5	4	9	11.3000
1	5	4	10	14.3000
2	1	1	1	21.8000
2	1	1	2	11.4000
2	1	1	3	13.5000
2	1	1	4	15.2000
2	1	1	5	12.7000
2	1	1	6	12.4000
2	1	1	7	15.0000
2	1	1	8	13.3000
2	1	1	9	11.0000
2	1	1	10	13.0000
2	1	2	1	24.2000
2	1	2	2	10.4000
2	1	2	3	11.4000
2	1	2	4	10.6000
2	1	2	5	12.6000
2	1	2	6	8.6000
2	1	2	7	10.9000
2	1	2	8	11.7000
2	1	2	9	9.8000
2	1	2	10	7.2000
2	1	3	1	23.1000
2	1	3	2	17.3000
2	1	3	3	16.5000
2	1	3	4	17.7000
2	1	3	5	16.7000
2	1	3	6	12.2000
2	1	3	7	14.4000
2	1	3	8	12.6000
2	1	3	9	14.8000
2	1	3	10	8.8000
2	1	4	1	20.7000
2	1	4	2	12.8000
2	1	4	3	10.0000
2	1	4	4	12.8000
2	1	4	5	13.3000

DUP050308868

2	1	4	6	10.4000
2	1	4	7	9.1000
2	1	4	8	10.6000
2	1	4	9	7.3000
2	1	4	10	7.8000
2	2	1	1	16.9000
2	2	1	2	14.3000
2	2	1	3	23.3000
2	2	1	4	15.7000
2	2	1	5	14.0000
2	2	1	6	16.2000
2	2	1	7	13.1000
2	2	1	8	14.8000
2	2	1	9	13.8000
2	2	1	10	11.0000
2	2	2	1	21.3000
2	2	2	2	14.5000
2	2	2	3	12.8000
2	2	2	4	17.0000
2	2	2	5	17.0000
2	2	2	6	12.8000
2	2	2	7	14.4000
2	2	2	8	13.0000
2	2	2	9	9.4000
2	2	2	10	9.5000
2	2	3	1	15.4000
2	2	3	2	12.9000
2	2	3	3	11.3000
2	2	3	4	16.5000
2	2	3	5	17.6000
2	2	3	6	10.9000
2	2	3	7	13.3000
2	2	3	8	14.3000
2	2	3	9	10.7000
2	2	3	10	9.4000
2	2	4	1	16.0000
2	2	4	2	14.1000
2	2	4	3	11.7000
2	2	4	4	14.6000
2	2	4	5	14.9000
2	2	4	6	13.0000
2	2	4	7	11.2000
2	2	4	8	11.4000
2	2	4	9	12.6000
2	2	4	10	10.2000
2	3	1	1	28.0000
2	3	1	2	14.3000
2	3	1	3	12.4000
2	3	1	4	13.1000
2	3	1	5	17.4000
2	3	1	6	16.6000
2	3	1	7	17.7000
2	3	1	8	14.1000
2	3	1	9	14.7000
2	3	1	10	11.2000
2	3	2	1	20.7000
2	3	2	2	15.1000
2	3	2	3	10.3000
2	3	2	4	15.5000
2	3	2	5	19.3000

DUP050308869

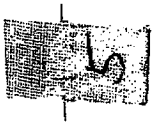

DUP050308870

2	3	2	6	12.3000
2	3	2	7	12.3000
2	3	2	8	13.4000
2	3	2	9	11.3000
2	3	2	10	8.8000
2	3	3	1	14.5000
2	3	3	2	11.7000
2	3	3	3	13.0000
2	3	3	4	13.7000
2	3	3	5	16.2000
2	3	3	6	10.4000
2	3	3	7	13.6000
2	3	3	8	11.9000
2	3	3	9	8.8000
2	3	3	10	8.8000
2	3	4	1	21.8000
2	3	4	2	12.3000
2	3	4	3	11.8000
2	3	4	4	17.4000
2	3	4	5	19.7000
2	3	4	6	13.0000
2	3	4	7	15.7000
2	3	4	8	12.8000
2	3	4	9	9.4000
2	3	4	10	7.8000
2	4	1	1	19.4000
2	4	1	2	12.4000
2	4	1	3	14.6000
2	4	1	4	16.5000
2	4	1	5	14.5000
2	4	1	6	12.2000
2	4	1	7	13.9000
2	4	1	8	10.4000
2	4	1	9	10.1000
2	4	1	10	9.6000
2	4	2	1	22.9000
2	4	2	2	14.6000
2	4	2	3	16.4000
2	4	2	4	17.6000
2	4	2	5	22.3000
2	4	2	6	13.8000
2	4	2	7	15.2000
2	4	2	8	15.0000
2	4	2	9	12.0000
2	4	2	10	10.3000
2	4	3	1	23.4000
2	4	3	2	17.2000
2	4	3	3	18.0000
2	4	3	4	19.4000
2	4	3	5	19.6000
2	4	3	6	14.7000
2	4	3	7	13.9000
2	4	3	8	18.7000
2	4	3	9	13.6000
2	4	3	10	10.6000
2	4	4	1	17.0000
2	4	4	2	12.3000
2	4	4	3	12.7000
2	4	4	4	13.0000
2	4	4	5	15.9000

DUP050308871

2	4	4	6	10.7000
2	4	4	7	12.5000
2	4	4	8	10.4000
2	4	4	9	11.3000
2	4	4	10	8.8000
2	5	1	1	21.5000
2	5	1	2	15.8000
2	5	1	3	16.0000
2	5	1	4	16.4000
2	5	1	5	15.9000
2	5	1	6	15.6000
2	5	1	7	12.8000
2	5	1	8	15.4000
2	5	1	9	14.7000
2	5	1	10	9.3000
2	5	2	1	13.8000
2	5	2	2	14.1000
2	5	2	3	12.5000
2	5	2	4	12.9000
2	5	2	5	21.8000
2	5	2	6	12.3000
2	5	2	7	15.1000
2	5	2	8	17.4000
2	5	2	9	13.5000
2	5	2	10	9.1000
2	5	3	1	16.7000
2	5	3	2	13.4000
2	5	3	3	12.1000
2	5	3	4	10.9000
2	5	3	5	12.8000
2	5	3	6	10.9000
2	5	3	7	14.2000
2	5	3	8	13.3000
2	5	3	9	10.2000
2	5	3	10	7.9000
2	5	4	1	23.8000
2	5	4	2	11.5000
2	5	4	3	10.3000
2	5	4	4	12.3000
2	5	4	5	17.6000
2	5	4	6	12.9000
2	5	4	7	14.0000
2	5	4	8	15.4000
2	5	4	9	12.8000
2	5	4	10	8.7000

GRAND MEAN 14.27424

DUP05308872

RESPONSE NUMBER 5 Y5=LEUCOCYTES

ANOVA TABLE

SOURCE OF VARIATION	DEGREES OF FREEDOM	SUM OF SQUARES	MEAN SQUARE	F RATIO
TOTAL	399	4292.83960		
A = SEX	1	41.79618	41.79618	1.68
B = PB-LEVEL	4	151.36402	37.84100	1.52
AB	4	216.78705	54.19676	2.18
C = DOG	30	747.01811	24.90060	6.48 **
D = TIME-PERIOD	9	1189.46063	132.16229	34.40 **
AD	9	618.62001	68.73556	17.89 **
BD	36	173.17831	4.81051	1.25
ABD	36	117.22032	3.25612	.85
CD	270	1037.39816	3.84222	

* SIGNIFICANT AT THE .05 PROBABILITY LEVEL (ONE-TAIL TEST)
** SIGNIFICANT AT THE .01 PROBABILITY LEVEL (ONE-TAIL TEST)

DUP05308873

RESPONSE NUMBER 5 YS=LEUCOCYTES

MEANS TABLES

SEX MEANS

MALE	FEMALE
14.5975	13.9510

STANDARD ERROR OF A MEAN =	.3528
95% CONFIDENCE LIMITS =	.7206
STANDARD ERROR OF THE DIFFERENCE BETWEEN TWO MEANS =	.4990
LEAST SIGNIFICANT DIFFERENCE (LSD) =	1.0191

PB-LEVEL MEANS

0PPM	10PPM	50PPM	100PPM	500PPM
13.6637	15.2325	14.7687	13.8225	13.8837

STANDARD ERROR OF A MEAN =	.5579
95% CONFIDENCE LIMITS =	1.1394
STANDARD ERROR OF THE DIFFERENCE BETWEEN TWO MEANS =	.7890
LEAST SIGNIFICANT DIFFERENCE (LSD) =	1.6113

SEX * PB-LEVEL INTERACTION

SEX PB-LEVEL

	0PPM	10PPM	50PPM	100PPM	500PPM
MALE	14.1875	16.5450	15.4675	12.9600	13.8275
FEMALE	13.1400	13.9200	14.0700	14.6850	13.9400
DIFFERENCES	1.0475	2.6250	1.3975	-1.7250	-.1125

STANDARD ERROR OF A MEAN =	.7890
95% CONFIDENCE LIMITS =	1.6113
STANDARD ERROR OF THE DIFFERENCE BETWEEN TWO MEANS =	1.1158
LEAST SIGNIFICANT DIFFERENCE (LSD) =	2.2788

DUP05030874

THREE WAY TABLE OF MEANS FOR FACTORS SEX , PB-LEVEL , DOG

SEX AT LEVEL MALE

PB-LEVEL DOG

	1	2	3	4
0PPM	13.8500	16.5300	12.2400	14.1300
10PPM	16.9000	13.9600	19.4500	15.8700
50PPM	15.9600	15.1100	15.7700	15.0300
100PPM	12.7900	12.2800	14.0500	12.7200
500PPM	12.4500	16.2200	13.3400	13.3000

SEX AT LEVEL FEMALE

PB-LEVEL DOG

	1	2	3	4
0PPM	13.9300	11.7400	15.4100	11.4800
10PPM	15.3100	14.1700	13.2300	12.9700
50PPM	15.9500	13.9000	12.2600	14.1700
100PPM	13.3600	16.0100	16.9100	12.4600
500PPM	15.3400	14.2500	12.2400	13.9300

TIME-PERIOD MEANS

1 MON	2 MON	3 MON	6 MON	9 MON	12 MON	15 MON	18 MON	21 MON	24 MON
18.6075	14.9150	13.5475	14.8575	14.9950	12.9450	13.7500	14.3375	12.5400	12.2475

STANDARD ERROR OF A MEAN = .3099
95% CONFIDENCE LIMITS = .6102
STANDARD ERROR OF THE DIFFERENCE BETWEEN TWO MEANS = .4383
LEAST SIGNIFICANT DIFFERENCE (LSD) = .8629

DUP050308875

SEX * TIME-PERIOD INTERACTION

SEX TIME-PERIOD

	1 MON	2 MON	3 MON	6 MON	9 MON	12 MON	15 MON	18 MON	21 MON	24 MON
MALE	17.0700	16.2100	13.5650	14.7750	13.4000	13.2950	13.8850	15.1800	13.4900	15.1050
FEMALE	20.1450	13.6200	13.5300	14.9400	16.5900	12.5950	13.6150	13.4950	11.5900	9.3900
DIFFERENCES	-3.0750	2.5900	.0350	-.1650	-3.1900	.7000	.2700	1.6850	1.9000	5.7150

PB-LEVEL * TIME-PERIOD INTERACTION

PB-LEVEL TIME-PERIOD

	1 MON	2 MON	3 MON	6 MON	9 MON	12 MON	15 MON	18 MON	21 MON	24 MON
0PPM	20.6750	13.7125	13.1250	14.2250	13.7625	12.2375	12.5500	13.1750	11.5625	11.6125
10PPM	17.5625	16.3875	14.9125	16.2000	15.5000	14.2625	14.7125	15.5250	13.8500	13.4125
50PPM	19.6500	15.4125	13.0750	14.9000	15.8625	13.5375	15.0500	14.6625	13.0500	12.4875
100PPM	17.4250	14.2875	13.6875	15.4000	15.0750	12.4125	12.8000	13.2875	11.9125	11.9375
500PPM	17.7250	14.7750	12.9375	13.5625	14.7750	12.2750	13.6375	15.0375	12.3250	11.7875

THREE WAY TABLE OF MEANS FOR FACTORS SEX , PB-LEVEL , TIME-PERIOD
SEX AT LEVEL MALE

PB-LEVEL TIME-PERIOD

	1 MON	2 MON	3 MON	6 MON	9 MON	12 MON	15 MON	18 MON	21 MON	24 MON
0PPM	18.9000	14.4500	13.4000	14.3750	13.7000	13.5750	12.7500	14.3000	12.4000	14.0250
10PPM	17.7250	18.8250	15.0500	16.4500	15.1250	15.3000	16.4250	17.6750	16.0750	16.8000
50PPM	18.0500	17.4750	14.2750	14.8750	13.5750	14.0000	15.2750	16.2750	15.0500	15.8250
100PPM	14.1750	14.4500	11.9500	14.1750	12.0750	11.9750	11.7250	12.9500	12.0750	14.0500
500PPM	16.5000	15.8500	13.1500	14.0000	12.5250	11.6250	13.2500	14.7000	11.8500	14.8250

DUP050308876

SEX AT LEVEL FEMALE

PB-LEVEL TIME-PERIOD

	1 MON	2 MON	3 MON	6 MON	9 MON	12 MON	15 MON	18 MON	21 MON	24 MON
0PPM	22.4500	12.9750	12.8500	14.0750	13.8250	10.9000	12.3500	12.0500	10.7250	9.2000
10PPM	17.4000	13.9500	14.7750	15.9500	15.8750	13.2250	13.0000	13.3750	11.6250	10.0250
50PPM	21.2500	13.3500	11.8750	14.9250	18.1500	13.0750	14.8250	13.0500	11.0500	9.1500
100PPM	20.6750	14.1250	15.4250	16.6250	18.0750	12.8500	13.8750	13.6250	11.7500	9.8250
500PPM	18.9500	13.7000	12.7250	13.1250	17.0250	12.9250	14.0250	15.3750	12.8000	8.7500

DUP050308877

SYMBOLS USED IN 2- AND 3-WAY MEANS PLOTS

1 = LEVEL 1
2 = LEVEL 2
3 = LEVEL 3
4 = LEVEL 4
5 = LEVEL 5
* = REPEATED SYMBOLS

DUP050308878

SEX MEANS

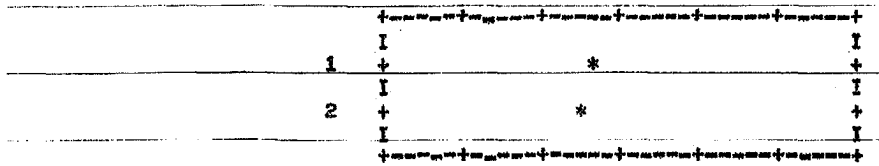

PB-LEVEL MEANS

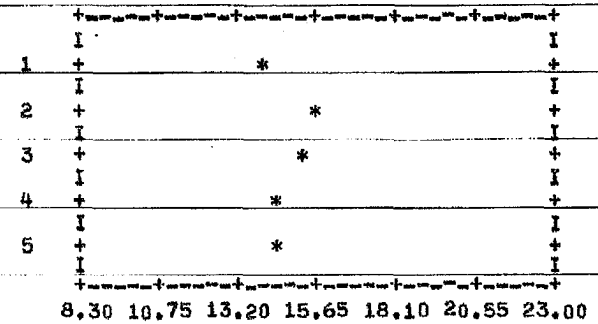

89

DUP050308879

PB-LEVEL * SEX

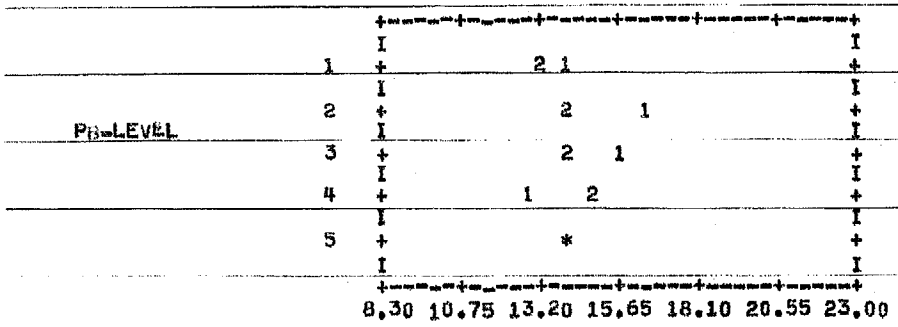

SEX * PB-LEVEL * DOG
SEX AT LEVEL MALE

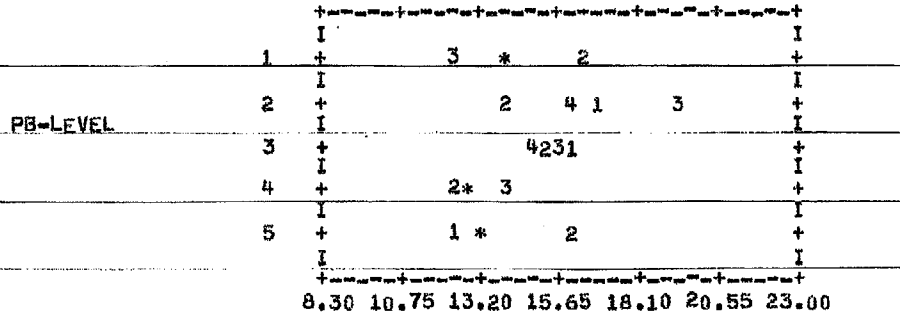

DUP050308880

SEX * PB-LEVEL * DOG TIME-PERIOD MEANS
SEX AT LEVEL FEMALE

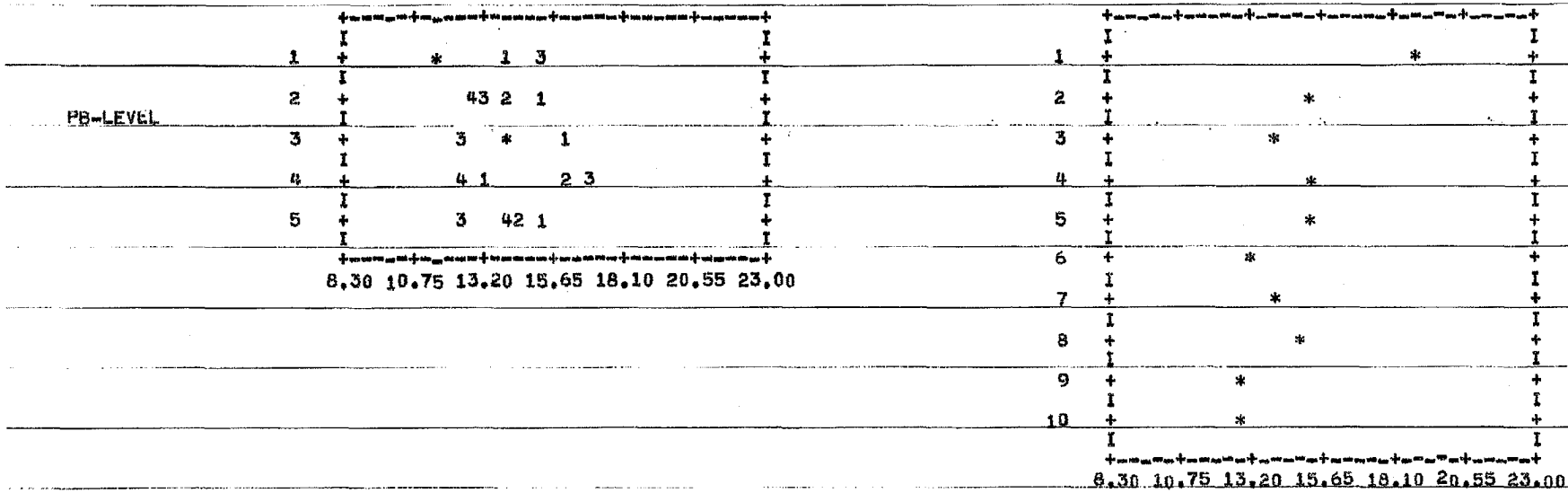

SPEEDIFLO® McGUIRE BUSINESS FORMS, INC.

DUP05030881

92

TIME-PERIOD * SEX

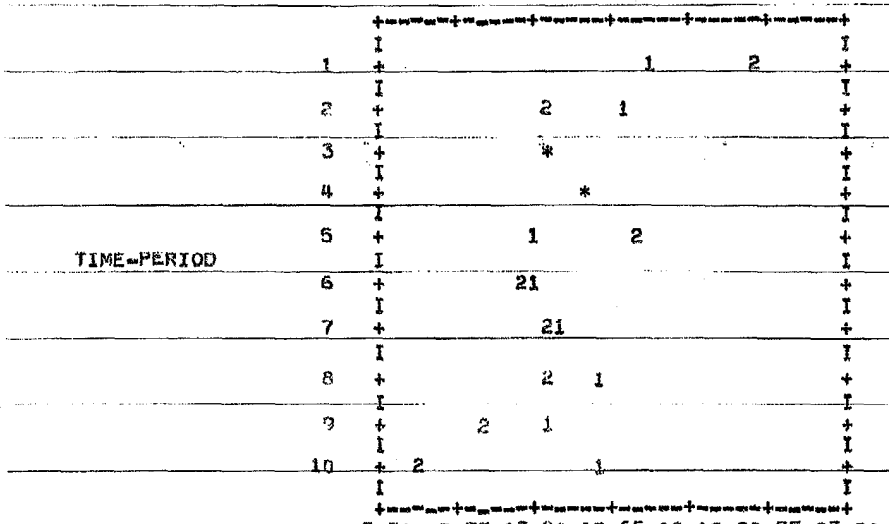

TIME-PERIOD * PB-LEVEL

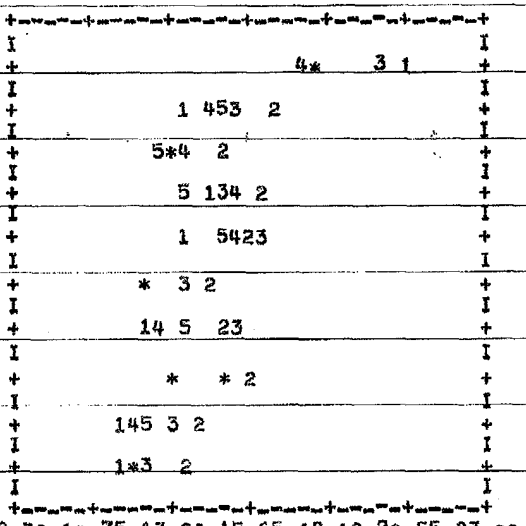

DUP05308882

SEX * TIME-PERIOD * PB-LEVEL
SEX AT LEVEL MALE



SEX * TIME-PERIOD * PB-LEVEL
SEX AT LEVEL FEMALE

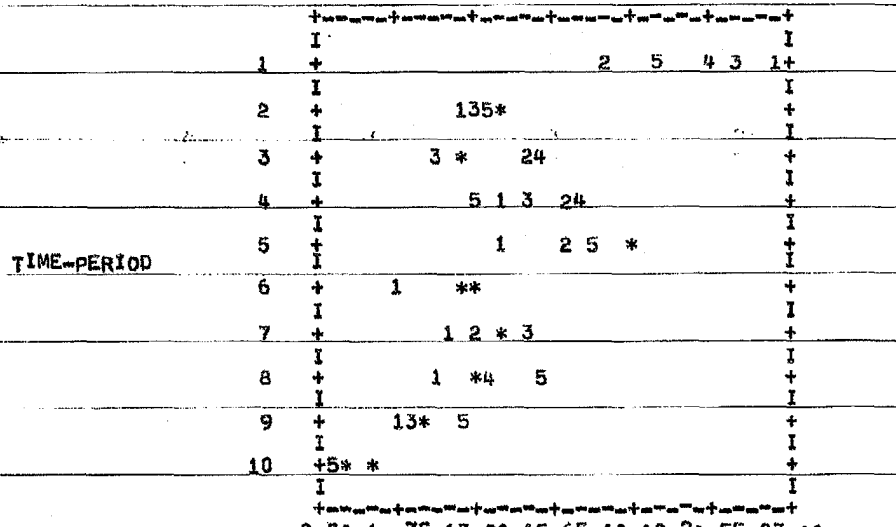

DUP05030883

RESPONSE NUMBER 6 Y6=NEUTROPHILS

CELL IDENTIFICATION	CELL MEAN
1 1 1 1	61.0000
1 1 1 2	88.0000
1 1 1 3	71.0000
1 1 1 4	68.0000
1 1 1 5	76.0000
1 1 1 6	72.0000
1 1 1 7	73.0000
1 1 1 8	80.0000
1 1 1 9	59.0000
1 1 1 10	81.0000
1 1 2 1	41.0000
1 1 2 2	37.0000
1 1 2 3	50.0000
1 1 2 4	40.0000
1 1 2 5	40.0000
1 1 2 6	55.0000
1 1 2 7	40.0000
1 1 2 8	49.0000
1 1 2 9	50.0000
1 1 2 10	56.0000
1 1 3 1	64.0000
1 1 3 2	56.0000
1 1 3 3	51.0000
1 1 3 4	45.0000
1 1 3 5	45.0000
1 1 3 6	57.0000
1 1 3 7	53.0000
1 1 3 8	42.0000
1 1 3 9	57.0000
1 1 3 10	59.0000
1 1 4 1	55.0000
1 1 4 2	59.0000
1 1 4 3	48.0000
1 1 4 4	55.0000
1 1 4 5	53.0000
1 1 4 6	46.0000
1 1 4 7	59.0000
1 1 4 8	55.0000
1 1 4 9	56.0000
1 1 4 10	54.0000
1 2 1 1	56.0000
1 2 1 2	54.0000
1 2 1 3	39.0000
1 2 1 4	49.0000
1 2 1 5	53.0000
1 2 1 6	51.0000
1 2 1 7	44.0000
1 2 1 8	53.0000
1 2 1 9	56.0000
1 2 1 10	70.0000
1 2 2 1	56.0000
1 2 2 2	49.0000
1 2 2 3	56.0000
1 2 2 4	54.0000
1 2 2 5	51.0000

DUP050308884

1	2	2	6	57.0000
1	2	2	7	51.0000
1	2	2	8	55.0000
1	2	2	9	52.0000
1	2	2	10	58.0000
1	2	3	1	58.0000
1	2	3	2	47.0000
1	2	3	3	50.0000
	2	3	4	54.0000
1	2	3	5	53.0000
1	2	3	6	57.0000
1	2	3	7	58.0000
1	2	3	8	71.0000
1	2	3	9	62.0000
1	2	3	10	61.0000
1	2	4	1	63.0000
1	2	4	2	66.0000
1	2	4	3	62.0000
1	2	4	4	65.0000
1	2	4	5	57.0000
1	2	4	6	64.0000
1	2	4	7	61.0000
1	2	4	8	62.0000
1	2	4	9	78.0000
1	2	4	10	64.0000
1	3	1	1	76.0000
1	3	1	2	49.0000
1	3	1	3	66.0000
1	3	1	4	61.0000
1	3	1	5	59.0000
1	3	1	6	57.0000
1	3	1	7	60.0000
1	3	1	8	62.0000
1	3	1	9	71.0000
1	3	1	10	73.0000
1	3	2	1	71.0000
1	3	2	2	60.0000
1	3	2	3	48.0000
1	3	2	4	60.0000
1	3	2	5	51.0000
1	3	2	6	52.0000
1	3	2	7	62.0000
1	3	2	8	70.0000
1	3	2	9	64.0000
1	3	2	10	75.0000
1	3	3	1	50.0000
1	3	3	2	38.0000
1	3	3	3	48.0000
1	3	3	4	60.0000
1	3	3	5	54.0000
1	3	3	6	52.0000
1	3	3	7	68.0000
1	3	3	8	58.0000
1	3	3	9	58.0000
1	3	3	10	52.0000
1	3	4	1	54.0000
1	3	4	2	50.0000
1	3	4	3	60.0000
1	3	4	4	45.0000
1	3	4	5	52.0000

DUP050308885

1	3	4	6	57.0000
1	3	4	7	47.0000
1	3	4	8	55.0000
1	3	4	9	59.0000
1	3	4	10	60.0000
1	4	1	1	60.0000
1	4	1	2	56.0000
1	4	1	3	54.0000
1	4	1	4	62.0000
1	4	1	5	50.0000
1	4	1	6	54.0000
1	4	1	7	56.0000
1	4	1	8	49.0000
1	4	1	9	38.0000
1	4	1	10	46.0000
1	4	2	1	46.0000
1	4	2	2	55.0000
1	4	2	3	39.0000
1	4	2	4	60.0000
1	4	2	5	59.0000
1	4	2	6	48.0000
1	4	2	7	49.0000
1	4	2	8	61.0000
1	4	2	9	77.0000
1	4	2	10	62.0000
1	4	3	1	46.0000
1	4	3	2	54.0000
1	4	3	3	57.0000
1	4	3	4	58.0000
1	4	3	5	35.0000
1	4	3	6	59.0000
1	4	3	7	59.0000
1	4	3	8	55.0000
1	4	3	9	71.0000
1	4	3	10	53.0000
1	4	4	1	44.0000
1	4	4	2	44.0000
1	4	4	3	52.0000
1	4	4	4	48.0000
1	4	4	5	34.0000
1	4	4	6	61.0000
1	4	4	7	59.0000
1	4	4	8	53.0000
1	4	4	9	60.0000
1	4	4	10	44.0000
1	5	1	1	61.0000
1	5	1	2	60.0000
1	5	1	3	55.0000
1	5	1	4	66.0000
1	5	1	5	60.0000
1	5	1	6	59.0000
1	5	1	7	61.0000
1	5	1	8	51.0000
1	5	1	9	54.0000
1	5	1	10	58.0000
1	5	2	1	64.0000
1	5	2	2	56.0000
1	5	2	3	51.0000
1	5	2	4	56.0000
1	5	2	5	56.0000

DUP050308886

1	5	2	6	60.0000
1	5	2	7	64.0000
1	5	2	8	54.0000
1	5	2	9	60.0000
1	5	2	10	68.0000
1	5	3	1	58.0000
1	5	3	2	68.0000
1	5	3	3	59.0000
1	5	3	4	54.0000
1	5	3	5	65.0000
1	5	3	6	79.0000
1	5	3	7	69.0000
1	5	3	8	65.0000
1	5	3	9	70.0000
1	5	3	10	65.0000
1	5	4	1	58.0000
1	5	4	2	57.0000
1	5	4	3	60.0000
1	5	4	4	60.0000
1	5	4	5	71.0000
1	5	4	6	68.0000
1	5	4	7	67.0000
1	5	4	8	59.0000
1	5	4	9	63.0000
1	5	4	10	66.0000
2	1	1	1	55.0000
2	1	1	2	58.0000
2	1	1	3	61.0000
2	1	1	4	65.0000
2	1	1	5	59.0000
2	1	1	6	62.0000
2	1	1	7	65.0000
2	1	1	8	56.0000
2	1	1	9	47.0000
2	1	1	10	65.0000
2	1	2	1	75.0000
2	1	2	2	57.0000
2	1	2	3	67.0000
2	1	2	4	55.0000
2	1	2	5	58.0000
2	1	2	6	62.0000
2	1	2	7	45.0000
2	1	2	8	68.0000
2	1	2	9	54.0000
2	1	2	10	57.0000
2	1	3	1	48.0000
2	1	3	2	58.0000
2	1	3	3	61.0000
2	1	3	4	52.0000
2	1	3	5	61.0000
2	1	3	6	61.0000
2	1	3	7	61.0000
2	1	3	8	56.0000
2	1	3	9	51.0000
2	1	3	10	61.0000
2	1	4	1	63.0000
2	1	4	2	58.0000
2	1	4	3	56.0000
2	1	4	4	57.0000
2	1	4	5	54.0000

DUP050308887

2	1	4	6	63.0000
2	1	4	7	57.0000
2	1	4	8	61.0000
2	1	4	9	42.0000
2	1	4	10	45.0000
2	2	1	1	63.0000
2	2	1	2	61.0000
2	2	1	3	79.0000
2	2	1	4	45.0000
2	2	1	5	54.0000
2	2	1	6	67.0000
2	2	1	7	64.0000
2	2	1	8	60.0000
2	2	1	9	46.0000
2	2	1	10	62.0000
2	2	2	1	71.0000
2	2	2	2	59.0000
2	2	2	3	60.0000
2	2	2	4	51.0000
2	2	2	5	48.0000
2	2	2	6	62.0000
2	2	2	7	49.0000
2	2	2	8	57.0000
2	2	2	9	51.0000
2	2	2	10	44.0000
2	2	3	1	54.0000
2	2	3	2	42.0000
2	2	3	3	54.0000
2	2	3	4	51.0000
2	2	3	5	50.0000
2	2	3	6	65.0000
2	2	3	7	56.0000
2	2	3	8	57.0000
2	2	3	9	39.0000
2	2	3	10	32.0000
2	2	4	1	60.0000
2	2	4	2	62.0000
2	2	4	3	53.0000
2	2	4	4	67.0000
2	2	4	5	66.0000
2	2	4	6	52.0000
2	2	4	7	45.0000
2	2	4	8	48.0000
2	2	4	9	46.0000
2	2	4	10	44.0000
2	3	1	1	69.0000
2	3	1	2	59.0000
2	3	1	3	58.0000
2	3	1	4	65.0000
2	3	1	5	54.0000
2	3	1	6	76.0000
2	3	1	7	81.0000
2	3	1	8	74.0000
2	3	1	9	59.0000
2	3	1	10	60.0000
2	3	2	1	44.0000
2	3	2	2	59.0000
2	3	2	3	36.0000
2	3	2	4	43.0000
2	3	2	5	46.0000

DUP050308888



DUP050308889

2	3	2	6	55.0000
2	3	2	7	50.0000
2	3	2	8	51.0000
2	3	2	9	51.0000
2	3	2	10	51.0000
2	3	3	1	61.0000
2	3	3	2	64.0000
2	3	3	3	73.0000
2	3	3	4	54.0000
2	3	3	5	47.0000
2	3	3	6	55.0000
2	3	3	7	63.0000
2	3	3	8	67.0000
2	3	3	9	42.0000
2	3	3	10	60.0000
2	3	4	1	54.0000
2	3	4	2	46.0000
2	3	4	3	45.0000
2	3	4	4	55.0000
2	3	4	5	53.0000
2	3	4	6	55.0000
2	3	4	7	52.0000
2	3	4	8	46.0000
2	3	4	9	47.0000
2	3	4	10	30.0000
2	4	1	1	71.0000
2	4	1	2	56.0000
2	4	1	3	61.0000
2	4	1	4	43.0000
2	4	1	5	42.0000
2	4	1	6	50.0000
2	4	1	7	47.0000
2	4	1	8	56.0000
2	4	1	9	61.0000
2	4	1	10	55.0000
2	4	2	1	63.0000
2	4	2	2	39.0000
2	4	2	3	63.0000
2	4	2	4	59.0000
2	4	2	5	60.0000
2	4	2	6	52.0000
2	4	2	7	56.0000
2	4	2	8	51.0000
2	4	2	9	42.0000
2	4	2	10	40.0000
2	4	3	1	53.0000
2	4	3	2	42.0000
2	4	3	3	61.0000
2	4	3	4	49.0000
2	4	3	5	58.0000
2	4	3	6	56.0000
2	4	3	7	67.0000
2	4	3	8	59.0000
2	4	3	9	49.0000
2	4	3	10	53.0000
2	4	4	1	62.0000
2	4	4	2	56.0000
2	4	4	3	57.0000
2	4	4	4	61.0000
2	4	4	5	70.0000

DUP050308890

2	4	4	6	60.0000
2	4	4	7	62.0000
2	4	4	8	43.0000
2	4	4	9	59.0000
2	4	4	10	49.0000
2	5	1	1	55.0000
2	5	1	2	62.0000
2	5	1	3	50.0000
2	5	1	4	54.0000
2	5	1	5	55.0000
2	5	1	6	59.0000
2	5	1	7	47.0000
2	5	1	8	46.0000
2	5	1	9	43.0000
2	5	1	10	39.0000
2	5	2	1	60.0000
2	5	2	2	54.0000
2	5	2	3	58.0000
2	5	2	4	47.0000
2	5	2	5	64.0000
2	5	2	6	59.0000
2	5	2	7	59.0000
2	5	2	8	47.0000
2	5	2	9	49.0000
2	5	2	10	38.0000
2	5	3	1	62.0000
2	5	3	2	59.0000
2	5	3	3	66.0000
2	5	3	4	60.0000
2	5	3	5	59.0000
2	5	3	6	43.0000
2	5	3	7	51.0000
2	5	3	8	59.0000
2	5	3	9	45.0000
2	5	3	10	34.0000
2	5	4	1	67.0000
2	5	4	2	60.0000
2	5	4	3	60.0000
2	5	4	4	55.0000
2	5	4	5	62.0000
2	5	4	6	57.0000
2	5	4	7	55.0000
2	5	4	8	54.0000
2	5	4	9	49.0000
2	5	4	10	40.0000

GRAND MEAN 56.24250

DUP050308891

RESPONSE NUMBER 6 Y6=NEUTROPHILS

ANOVA TABLE

SOURCE OF VARIATION	DEGREES OF FREEDOM	SUM OF SQUARES	MEAN SQUARE	F RATIO
TOTAL	399	.32603+05		
A = SEX	1	.36290+03	362.90239	1.20
B = PB-LEVEL	4	.61276+03	153.19122	.51
AB	4	.12071+04	301.78376	1.00
C = DOG	30	.90884+04	302.94580	6.18 **
D = TIME-PERIOD	9	.86835+03	96.48360	1.97 *
AD	9	.34099+04	378.87471	7.73 **
BD	36	.19897+04	55.27041	1.13
ABD	36	.18280+04	50.77679	1.04
CD	270	.13236+05	49.02357	

* SIGNIFICANT AT THE .05 PROBABILITY LEVEL (ONE-TAIL TEST)
** SIGNIFICANT AT THE .01 PROBABILITY LEVEL (ONE-TAIL TEST)

DUP050308892

RESPONSE NUMBER 6 Y6=NEUTROPHILS

MEANS TABLES

SEX MEANS

MALE	FEMALE
57.1950	55.2900

STANDARD ERROR OF A MEAN =	1.2307
95% CONFIDENCE LIMITS =	2.5135
STANDARD ERROR OF THE DIFFERENCE BETWEEN TWO MEANS =	1.7405
LEAST SIGNIFICANT DIFFERENCE (LSD) =	3.5546

PB-LEVEL MEANS

0PPM	10PPM	50PPM	100PPM	500PPM
57.1625	55.9125	56.6750	54.0000	57.4625

STANDARD ERROR OF A MEAN =	1.9460
95% CONFIDENCE LIMITS =	3.9742
STANDARD ERROR OF THE DIFFERENCE BETWEEN TWO MEANS =	2.7520
LEAST SIGNIFICANT DIFFERENCE (LSD) =	5.6203

SEX * PB-LEVEL INTERACTION

SEX PB-LEVEL

	0PPM	10PPM	50PPM	100PPM	500PPM
MALE	56.4000	56.9250	58.1000	53.1750	61.3750
FEMALE	57.9250	54.9000	55.2500	54.8250	53.5500
DIFFERENCES	-1.5250	2.0250	2.8500	-1.6500	7.8250

STANDARD ERROR OF A MEAN =	2.7520
95% CONFIDENCE LIMITS =	5.6203
STANDARD ERROR OF THE DIFFERENCE BETWEEN TWO MEANS =	3.8920
LEAST SIGNIFICANT DIFFERENCE (LSD) =	7.9484

DUP050308893

THREE WAY TABLE OF MEANS FOR FACTORS SEX , PB-LEVEL , DOG

SEX AT LEVEL MALE

PB-LEVEL DOG

	1	2	3	4
0PPM	72.9000	45.8000	52.9000	54.0000
10PPM	52.5000	53.9000	57.1000	64.2000
50PPM	63.4000	61.3000	53.8000	53.9000
100PPM	52.5000	55.6000	54.7000	49.9000
500PPM	58.5000	58.9000	65.2000	62.9000

SEX AT LEVEL FEMALE

PB-LEVEL DOG

	1	2	3	4
0PPM	59.3000	59.8000	57.0000	55.6000
10PPM	60.1000	55.2000	50.0000	54.3000
50PPM	65.5000	48.6000	58.6000	48.3000
100PPM	54.2000	52.5000	54.7000	57.9000
500PPM	51.0000	53.5000	53.8000	55.9000

TIME-PERIOD MEANS

1 MON	2 MON	3 MON	6 MON	9 MON	12 MON	15 MON	18 MON	21 MON	24 MON
58.8000	55.3500	56.3750	55.2000	54.8500	58.4000	57.3000	56.8750	54.6750	54.6000

STANDARD ERROR OF A MEAN = 1.1071
95% CONFIDENCE LIMITS = 2.1796
STANDARD ERROR OF THE DIFFERENCE BETWEEN TWO MEANS = 1.5656
LEAST SIGNIFICANT DIFFERENCE (LSD) = 3.0824

DUP050308894

SEX * TIME-PERIOD INTERACTION

SEX TIME-PERIOD

	1 MON	2 MON	3 MON	6 MON	9 MON	12 MON	15 MON	18 MON	21 MON	24 MON
MALE	57.1000	55.1500	53.8000	56.0000	53.7000	58.2500	58.0000	57.9500	60.7500	61.2500
FEMALE	60.5000	55.5500	58.9500	54.4000	56.0000	58.5500	56.6000	55.8000	48.6000	47.9500
DIFFERENCES	-3.4000	-.4000	-5.1500	1.6000	-2.3000	-.3000	1.4000	2.1500	12.1500	13.3000

PB-LEVEL * TIME-PERIOD INTERACTION

PB-LEVEL TIME-PERIOD

	1 MON	2 MON	3 MON	6 MON	9 MON	12 MON	15 MON	18 MON	21 MON	24 MON
0PPM	57.7500	58.8750	58.1250	54.6250	55.7500	59.7500	56.6250	58.3750	52.0000	59.7500
10PPM	60.1250	55.0000	56.6250	54.5000	54.0000	59.3750	53.5000	57.8750	53.7500	54.3750
50PPM	59.8750	53.1250	54.2500	55.3750	52.0000	57.3750	60.3750	60.3750	56.3750	57.6250
100PPM	55.6250	50.2500	55.5000	55.0000	51.0000	55.0000	56.8750	53.3750	57.1250	50.2500
500PPM	60.6250	59.5000	57.3750	56.5000	61.5000	60.5000	59.1250	54.3750	54.1250	51.0000

THREE WAY TABLE OF MEANS FOR FACTORS SEX , PB-LEVEL , TIME-PERIOD
SEX AT LEVEL MALE

PB-LEVEL TIME-PERIOD

	1 MON	2 MON	3 MON	6 MON	9 MON	12 MON	15 MON	18 MON	21 MON	24 MON
0PPM	55.2500	60.0000	55.0000	52.0000	53.5000	57.5000	56.2500	56.5000	55.5000	62.5000
10PPM	58.2500	54.0000	51.7500	55.5000	53.5000	57.2500	53.5000	60.2500	62.0000	63.2500
50PPM	62.7500	49.2500	55.5000	56.5000	54.0000	54.5000	59.2500	61.2500	63.0000	65.0000
100PPM	49.0000	52.2500	50.5000	57.0000	44.5000	55.5000	55.7500	54.5000	61.5000	51.2500
500PPM	60.2500	60.2500	56.2500	59.0000	63.0000	66.5000	65.2500	57.2500	61.7500	64.2500

DUP050308895

SEX AT LEVEL FEMALE

PB-LEVEL TIME-PERIOD

	1 MON	2 MON	3 MON	6 MON	9 MON	12 MON	15 MON	18 MON	21 MON	24 MON
0PPM	60.2500	57.7500	61.2500	57.2500	58.0000	62.0000	57.0000	60.2500	48.5000	57.0000
10PPM	62.0000	56.0000	61.5000	53.5000	54.5000	61.5000	53.5000	55.5000	45.5000	45.5000
50PPM	57.0000	57.0000	53.0000	54.2500	50.0000	60.2500	61.5000	59.5000	49.7500	50.2500
100PPM	62.2500	48.2500	60.5000	53.0000	57.5000	54.5000	58.0000	52.2500	52.7500	49.2500
500PPM	61.0000	58.7500	58.5000	54.0000	60.0000	54.5000	53.0000	51.5000	46.5000	37.7500

DUP050308896

SYMBOLS USED IN 2- AND 3-WAY MEANS PLOTS

1 = LEVEL 1
2 = LEVEL 2
3 = LEVEL 3
4 = LEVEL 4
5 = LEVEL 5
* = REPEATED SYMBOLS

DUP050308897

SEX MEANS

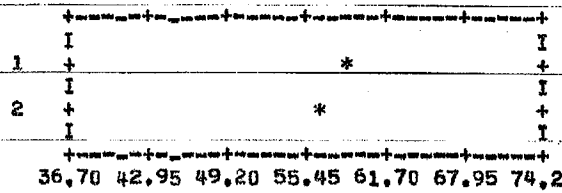

PB-LEVEL MEANS

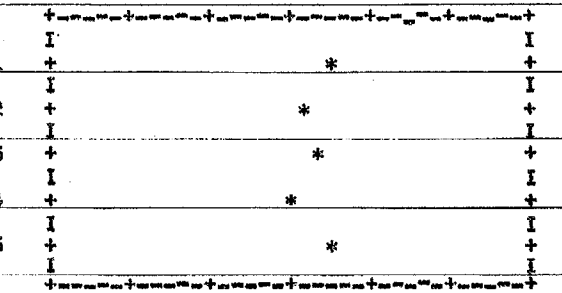

107

DUP05308898

PB-LEVEL * SEX SEX

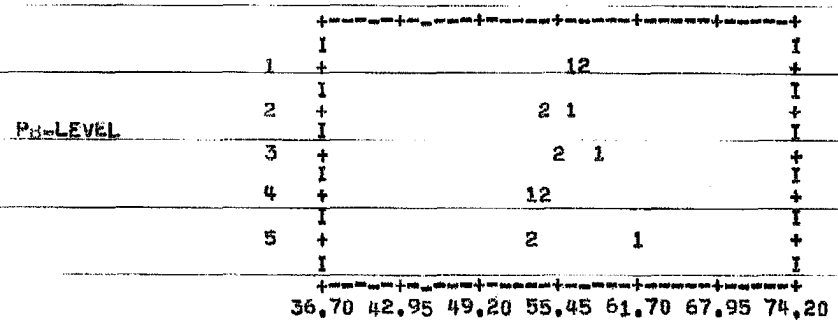

* PB-LEVEL AT LEVEL MALE * DOG SEX

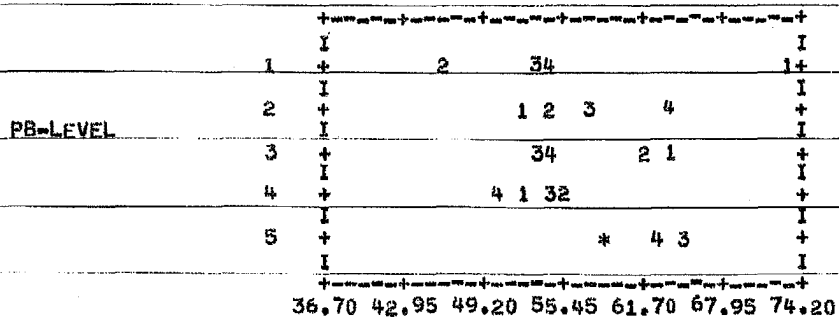

DUP05308899

SEX * PB-LEVEL * DOG TIME-PERIOD MEANS
SEX AT LEVEL FEMALE

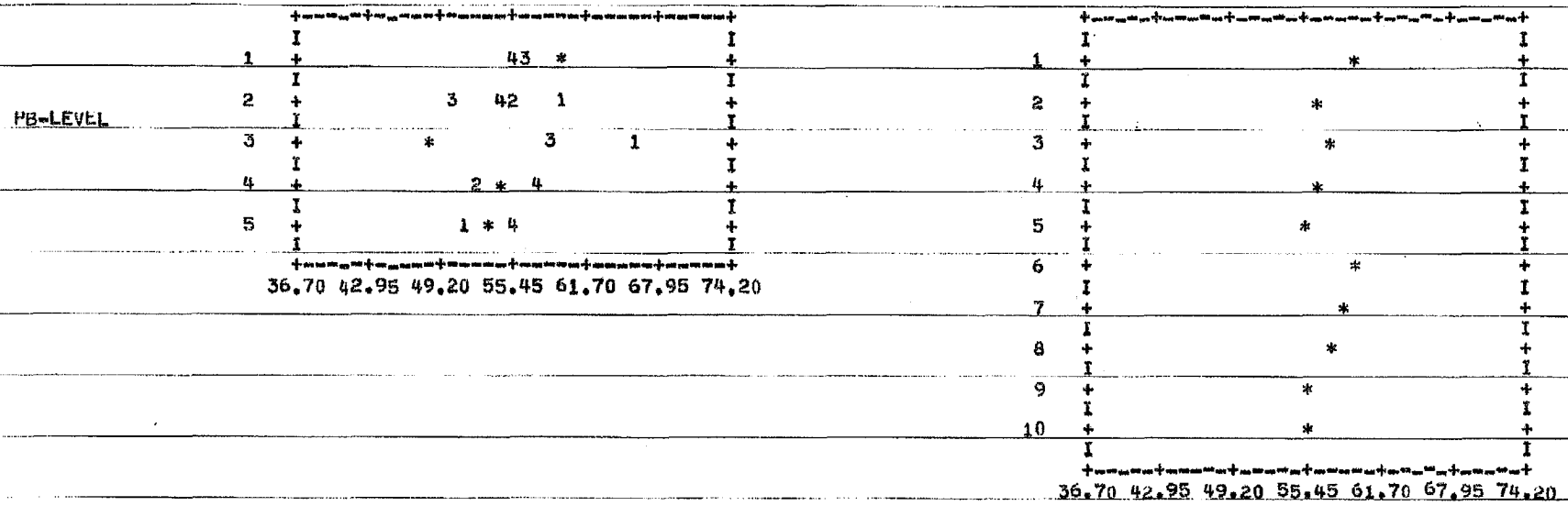

DUP05030890

TIME-PERIOD * SEX



TIME-PERIOD * PB-LEVEL



DUP05030890 1

SEX * TIME-PERIOD * PB-LEVEL
SEX AT LEVEL MALE

```
                +-----+-----+-----+-----+-----+-----+-----+
                I                                       I
              1 +           4     1  2 5 3              +
                I                                       I
              2 +           3  4 2    15                +
                I                                       I
              3 +           42   *5                     +
                I                                       I
              4 +              1  2* 5                  +
                I                                       I
              5 +     4        *3       5               +
TIME-PERIOD     I                                       I
              6 +              34 *          5          +
                I                                       I
              7 +              2 41  3    5            +
                I                                       I
              8 +              4 15  23                 +
                I                                       I
              9 +              1      *3                +
                I                                       I
             10 +           4          *53              +
                I                                       I
                +-----+-----+-----+-----+-----+-----+-----+
                36.70 42.95 49.20 55.45 61.70 67.95 74.20
```

SEX * TIME-PERIOD * PB-LEVEL
SEX AT LEVEL FEMALE

```
                +-----+-----+-----+-----+-----+-----+-----+
                I                                       I
              1 +                    3   *24             +
                I                                       I
              2 +              4        *15              +
                I                                       I
              3 +                    3    5 4*           +
                I                                       I
              4 +                   **  1               +
                I                                       I
              5 +              3   2  * 5               +
TIME-PERIOD     I                                       I
              6 +                   *      3*           +
                I                                       I
              7 +                   *  14   3           +
                I                                       I
              8 +                 54   2    31          +
                I                                       I
              9 +        25 1 3 4                       +
                I                                       I
             10 +5       2    43      1                 +
                I                                       I
                +-----+-----+-----+-----+-----+-----+-----+
                36.70 42.95 49.20 55.45 61.70 67.95 74.20
```

DUP050308902

RESPONSE NUMBER 7 Y7=SEGMENTED

CELL IDENTIFICATION	CELL MEAN
1 1 1 1	60.0000
1 1 1 2	82.0000
1 1 1 3	66.0000
1 1 1 4	68.0000
1 1 1 5	72.0000
1 1 1 6	72.0000
1 1 1 7	71.0000
1 1 1 8	79.0000
1 1 1 9	59.0000
1 1 1 10	80.0000
1 1 2 1	37.0000
1 1 2 2	36.0000
1 1 2 3	45.0000
1 1 2 4	40.0000
1 1 2 5	35.0000
1 1 2 6	49.0000
1 1 2 7	38.0000
1 1 2 8	46.0000
1 1 2 9	46.0000
1 1 2 10	54.0000
1 1 3 1	59.0000
1 1 3 2	53.0000
1 1 3 3	48.0000
1 1 3 4	44.0000
1 1 3 5	42.0000
1 1 3 6	50.0000
1 1 3 7	44.0000
1 1 3 8	40.0000
1 1 3 9	53.0000
1 1 3 10	57.0000
1 1 4 1	53.0000
1 1 4 2	53.0000
1 1 4 3	46.0000
1 1 4 4	55.0000
1 1 4 5	50.0000
1 1 4 6	44.0000
1 1 4 7	55.0000
1 1 4 8	51.0000
1 1 4 9	51.0000
1 1 4 10	54.0000
1 2 1 1	53.0000
1 2 1 2	51.0000
1 2 1 3	36.0000
1 2 1 4	48.0000
1 2 1 5	48.0000
1 2 1 6	48.0000
1 2 1 7	42.0000
1 2 1 8	52.0000
1 2 1 9	53.0000
1 2 1 10	68.0000
1 2 2 1	52.0000
1 2 2 2	46.0000
1 2 2 3	54.0000
1 2 2 4	54.0000
1 2 2 5	46.0000

DUP050308903

1	2	2	6	55.0000
1	2	2	7	51.0000
1	2	2	8	54.0000
1	2	2	9	49.0000
1	2	2	10	54.0000
1	2	3	1	51.0000
1	2	3	2	41.0000
1	2	3	3	50.0000
1	2	3	4	53.0000
1	2	3	5	49.0000
1	2	3	6	56.0000
1	2	3	7	54.0000
1	2	3	8	70.0000
1	2	3	9	62.0000
1	2	3	10	61.0000
1	2	4	1	60.0000
1	2	4	2	60.0000
1	2	4	3	60.0000
1	2	4	4	64.0000
1	2	4	5	54.0000
1	2	4	6	64.0000
1	2	4	7	59.0000
1	2	4	8	57.0000
1	2	4	9	77.0000
1	2	4	10	64.0000
1	3	1	1	67.0000
1	3	1	2	45.0000
1	3	1	3	65.0000
1	3	1	4	59.0000
1	3	1	5	51.0000
1	3	1	6	54.0000
1	3	1	7	58.0000
1	3	1	8	61.0000
1	3	1	9	69.0000
1	3	1	10	69.0000
1	3	2	1	65.0000
1	3	2	2	57.0000
1	3	2	3	48.0000
1	3	2	4	59.0000
1	3	2	5	47.0000
1	3	2	6	51.0000
1	3	2	7	59.0000
1	3	2	8	66.0000
1	3	2	9	64.0000
1	3	2	10	71.0000
1	3	3	1	46.0000
1	3	3	2	31.0000
1	3	3	3	47.0000
1	3	3	4	58.0000
1	3	3	5	53.0000
1	3	3	6	52.0000
1	3	3	7	65.0000
1	3	3	8	54.0000
1	3	3	9	56.0000
1	3	3	10	50.0000
1	3	4	1	50.0000
1	3	4	2	46.0000
1	3	4	3	58.0000
1	3	4	4	44.0000
1	3	4	5	48.0000

DUP050308904

1	3	4	6	54.0000
1	3	4	7	43.0000
1	3	4	8	55.0000
1	3	4	9	58.0000
1	3	4	10	59.0000
1	4	1	1	59.0000
1	4	1	2	55.0000
1	4	1	3	54.0000
1	4	1	4	62.0000
1	4	1	5	47.0000
1	4	1	6	53.0000
1	4	1	7	53.0000
1	4	1	8	47.0000
1	4	1	9	35.0000
1	4	1	10	44.0000
1	4	2	1	44.0000
1	4	2	2	50.0000
1	4	2	3	36.0000
1	4	2	4	60.0000
1	4	2	5	57.0000
1	4	2	6	45.0000
1	4	2	7	49.0000
1	4	2	8	56.0000
1	4	2	9	76.0000
1	4	2	10	60.0000
1	4	3	1	44.0000
1	4	3	2	50.0000
1	4	3	3	53.0000
1	4	3	4	57.0000
1	4	3	5	31.0000
1	4	3	6	56.0000
1	4	3	7	57.0000
1	4	3	8	50.0000
1	4	3	9	70.0000
1	4	3	10	53.0000
1	4	4	1	39.0000
1	4	4	2	40.0000
1	4	4	3	52.0000
1	4	4	4	46.0000
1	4	4	5	33.0000
1	4	4	6	58.0000
1	4	4	7	55.0000
1	4	4	8	50.0000
1	4	4	9	60.0000
1	4	4	10	43.0000
1	5	1	1	56.0000
1	5	1	2	55.0000
1	5	1	3	48.0000
1	5	1	4	66.0000
1	5	1	5	58.0000
1	5	1	6	55.0000
1	5	1	7	59.0000
1	5	1	8	45.0000
1	5	1	9	48.0000
1	5	1	10	56.0000
1	5	2	1	59.0000
1	5	2	2	55.0000
1	5	2	3	51.0000
1	5	2	4	55.0000
1	5	2	5	53.0000

DUP050308905

1	5	2	6	56.0000
1	5	2	7	59.0000
1	5	2	8	51.0000
1	5	2	9	58.0000
1	5	2	10	66.0000
1	5	3	1	56.0000
1	5	3	2	66.0000
1	5	3	3	55.0000
1	5	3	4	54.0000
1	5	3	5	64.0000
1	5	3	6	76.0000
1	5	3	7	67.0000
1	5	3	8	62.0000
1	5	3	9	69.0000
1	5	3	10	65.0000
1	5	4	1	51.0000
1	5	4	2	52.0000
1	5	4	3	59.0000
1	5	4	4	60.0000
1	5	4	5	63.0000
1	5	4	6	63.0000
1	5	4	7	62.0000
1	5	4	8	53.0000
1	5	4	9	59.0000
1	5	4	10	63.0000
2	1	1	1	51.0000
2	1	1	2	48.0000
2	1	1	3	60.0000
2	1	1	4	65.0000
2	1	1	5	55.0000
2	1	1	6	58.0000
2	1	1	7	61.0000
2	1	1	8	55.0000
2	1	1	9	47.0000
2	1	1	10	63.0000
2	1	2	1	70.0000
2	1	2	2	57.0000
2	1	2	3	67.0000
2	1	2	4	54.0000
2	1	2	5	57.0000
2	1	2	6	58.0000
2	1	2	7	40.0000
2	1	2	8	66.0000
2	1	2	9	52.0000
2	1	2	10	57.0000
2	1	3	1	45.0000
2	1	3	2	56.0000
2	1	3	3	61.0000
2	1	3	4	52.0000
2	1	3	5	61.0000
2	1	3	6	57.0000
2	1	3	7	57.0000
2	1	3	8	54.0000
2	1	3	9	49.0000
2	1	3	10	61.0000
2	1	4	1	52.0000
2	1	4	2	57.0000
2	1	4	3	56.0000
2	1	4	4	57.0000
2	1	4	5	52.0000

DUP050308906

2	1	4	6	62.0000
2	1	4	7	53.0000
2	1	4	8	60.0000
2	1	4	9	41.0000
2	1	4	10	41.0000
2	2	1	1	59.0000
2	2	1	2	57.0000
2	2	1	3	77.0000
2	2	1	4	43.0000
2	2	1	5	53.0000
2	2	1	6	58.0000
2	2	1	7	63.0000
2	2	1	8	52.0000
2	2	1	9	44.0000
2	2	1	10	61.0000
2	2	2	1	65.0000
2	2	2	2	48.0000
2	2	2	3	58.0000
2	2	2	4	51.0000
2	2	2	5	48.0000
2	2	2	6	60.0000
2	2	2	7	48.0000
2	2	2	8	54.0000
2	2	2	9	50.0000
2	2	2	10	42.0000
2	2	3	1	50.0000
2	2	3	2	38.0000
2	2	3	3	54.0000
2	2	3	4	51.0000
2	2	3	5	47.0000
2	2	3	6	65.0000
2	2	3	7	54.0000
2	2	3	8	54.0000
2	2	3	9	39.0000
2	2	3	10	30.0000
2	2	4	1	56.0000
2	2	4	2	60.0000
2	2	4	3	52.0000
2	2	4	4	67.0000
2	2	4	5	63.0000
2	2	4	6	49.0000
2	2	4	7	42.0000
2	2	4	8	45.0000
2	2	4	9	46.0000
2	2	4	10	39.0000
2	3	1	1	68.0000
2	3	1	2	51.0000
2	3	1	3	57.0000
2	3	1	4	65.0000
2	3	1	5	53.0000
2	3	1	6	74.0000
2	3	1	7	80.0000
2	3	1	8	72.0000
2	3	1	9	56.0000
2	3	1	10	58.0000
2	3	2	1	42.0000
2	3	2	2	54.0000
2	3	2	3	36.0000
2	3	2	4	42.0000
2	3	2	5	45.0000

DUP050308907

SPEEDIFLO ® MOORE BUSINESS FORMS



DUP050308908

2	3	2	6	51.0000
2	3	2	7	48.0000
2	3	2	8	51.0000
2	3	2	9	49.0000
2	3	2	10	51.0000
2	3	3	1	60.0000
2	3	3	2	64.0000
2	3	3	3	71.0000
2	3	3	4	52.0000
2	3	3	5	44.0000
2	3	3	6	51.0000
2	3	3	7	60.0000
2	3	3	8	65.0000
2	3	3	9	39.0000
2	3	3	10	59.0000
2	3	4	1	49.0000
2	3	4	2	43.0000
2	3	4	3	43.0000
2	3	4	4	55.0000
2	3	4	5	48.0000
2	3	4	6	54.0000
2	3	4	7	51.0000
2	3	4	8	43.0000
2	3	4	9	44.0000
2	3	4	10	30.0000
2	4	1	1	67.0000
2	4	1	2	49.0000
2	4	1	3	60.0000
2	4	1	4	43.0000
2	4	1	5	39.0000
2	4	1	6	47.0000
2	4	1	7	47.0000
2	4	1	8	54.0000
2	4	1	9	60.0000
2	4	1	10	53.0000
2	4	2	1	62.0000
2	4	2	2	37.0000
2	4	2	3	63.0000
2	4	2	4	56.0000
2	4	2	5	59.0000
2	4	2	6	51.0000
2	4	2	7	55.0000
2	4	2	8	47.0000
2	4	2	9	39.0000
2	4	2	10	37.0000
2	4	3	1	48.0000
2	4	3	2	40.0000
2	4	3	3	59.0000
2	4	3	4	46.0000
2	4	3	5	56.0000
2	4	3	6	52.0000
2	4	3	7	65.0000
2	4	3	8	56.0000
2	4	3	9	48.0000
2	4	3	10	52.0000
2	4	4	1	60.0000
2	4	4	2	54.0000
2	4	4	3	56.0000
2	4	4	4	61.0000
2	4	4	5	64.0000

DUP050308909

2	4	4	6	58.0000
2	4	4	7	58.0000
2	4	4	8	38.0000
2	4	4	9	57.0000
2	4	4	10	45.0000
2	5	1	1	52.0000
2	5	1	2	61.0000
2	5	1	3	50.0000
2	5	1	4	51.0000
2	5	1	5	54.0000
2	5	1	6	55.0000
2	5	1	7	46.0000
2	5	1	8	45.0000
2	5	1	9	41.0000
2	5	1	10	38.0000
2	5	2	1	57.0000
2	5	2	2	52.0000
2	5	2	3	57.0000
2	5	2	4	46.0000
2	5	2	5	63.0000
2	5	2	6	57.0000
2	5	2	7	59.0000
2	5	2	8	45.0000
2	5	2	9	44.0000
2	5	2	10	36.0000
2	5	3	1	58.0000
2	5	3	2	58.0000
2	5	3	3	64.0000
2	5	3	4	60.0000
2	5	3	5	56.0000
2	5	3	6	41.0000
2	5	3	7	50.0000
2	5	3	8	57.0000
2	5	3	9	41.0000
2	5	3	10	32.0000
2	5	4	1	63.0000
2	5	4	2	53.0000
2	5	4	3	58.0000
2	5	4	4	55.0000
2	5	4	5	62.0000
2	5	4	6	53.0000
2	5	4	7	54.0000
2	5	4	8	51.0000
2	5	4	9	44.0000
2	5	4	10	38.0000

GRAND MEAN 53.74000

DUP050308910

RESPONSE NUMBER 7 Y7=SEGMENTED

ANOVA TABLE

SOURCE OF VARIATION	DEGREES OF FREEDOM	SUM OF SQUARES	MEAN SQUARE	F RATIO
TOTAL	399	.33191+05		
A = SEX	1	.21904+03	219.03986	.71
B = PB-LEVEL	4	.50024+03	125.05877	.40
AB	4	.10243+04	256.07125	.83
C = DOG	30	.92958+04	309.85995	4.17 **
D = TIME-PERIOD	9	.69656+03	77.39555	1.54
AD	9	.38014+04	422.37332	8.41 **
BD	36	.23829+04	66.19207	1.32
ABD	36	.17101+04	47.50179	.95
CD	270	.13561+05	50.22477	

* SIGNIFICANT AT THE .05 PROBABILITY LEVEL (ONE-TAIL TEST)
** SIGNIFICANT AT THE .01 PROBABILITY LEVEL (ONE-TAIL TEST)

DUP05308911

RESPONSE NUMBER 7 Y7=SEGMENTED

MEANS TABLES

SEX MEANS

MALE	FEMALE
54.4800	53.0000

STANDARD ERROR OF A MEAN =	1.2447
95% CONFIDENCE LIMITS =	2.5420
STANDARD ERROR OF THE DIFFERENCE BETWEEN TWO MEANS =	1.7603
LEAST SIGNIFICANT DIFFERENCE (LSD) =	3.5950

PB-LEVEL MEANS

0PPM	10PPM	50PPM	100PPM	500PPM
54.5250	53.4000	54.2500	51.7125	54.8125

STANDARD ERROR OF A MEAN =	1.9681
95% CONFIDENCE LIMITS =	4.0193
STANDARD ERROR OF THE DIFFERENCE BETWEEN TWO MEANS =	2.7833
LEAST SIGNIFICANT DIFFERENCE (LSD) =	5.6841

SEX * PB-LEVEL INTERACTION

SEX PB-LEVEL

	0PPM	10PPM	50PPM	100PPM	500PPM
MALE	53.4250	54.5000	55.3000	50.9750	58.2000
FEMALE	55.6250	52.3000	53.2000	52.4500	51.4250
DIFFERENCES	-2.2000	2.2000	2.1000	-1.4750	6.7750

STANDARD ERROR OF A MEAN =	2.7833
95% CONFIDENCE LIMITS =	5.6841
STANDARD ERROR OF THE DIFFERENCE BETWEEN TWO MEANS =	3.9361
LEAST SIGNIFICANT DIFFERENCE (LSD) =	8.0386

DUP05308912

THREE WAY TABLE OF MEANS FOR FACTORS SEX , PB-LEVEL , DOG

SEX AT LEVEL MALE

PB-LEVEL DOG

	1	2	3	4
0PPM	70.9000	42.6000	49.0000	51.2000
10PPM	49.9000	51.5000	54.7000	61.9000
50PPM	59.8000	58.7000	51.2000	51.5000
100PPM	50.9000	53.3000	52.1000	47.6000
500PPM	54.6000	56.3000	63.4000	58.5000

SEX AT LEVEL FEMALE

PB-LEVEL DOG

	1	2	3	4
0PPM	56.3000	57.8000	55.3000	53.1000
10PPM	56.7000	52.4000	48.2000	51.9000
50PPM	63.4000	46.9000	56.5000	46.0000
100PPM	51.9000	50.6000	52.2000	55.1000
500PPM	49.3000	51.6000	51.7000	53.1000

TIME-PERIOD MEANS

1 MON	2 MON	3 MON	6 MON	9 MON	12 MON	15 MON	18 MON	21 MON	24 MON
54.8750	51.5250	54.7500	54.4500	52.0000	55.5500	54.7750	54.0750	52.5500	52.8500

STANDARD ERROR OF A MEAN = 1.1205
95% CONFIDENCE LIMITS = 2.2061
STANDARD ERROR OF THE DIFFERENCE BETWEEN TWO MEANS = 1.5847
LEAST SIGNIFICANT DIFFERENCE (LSD) = 3.1200

DUP050308913

SEX * TIME-PERIOD INTERACTION

SEX TIME-PERIOD

	1 MON	2 MON	3 MON	6 MON	9 MON	12 MON	15 MON	18 MON	21 MON	24 MON
MALE	53.0500	51.2000	51.5500	55.3000	50.0500	55.5500	55.0000	54.9500	58.6000	59.5500
FEMALE	56.7000	51.8500	57.9500	53.6000	53.9500	55.5500	54.5500	53.2000	46.5000	46.1500
DIFFERENCES	-3.6500	-.6500	-6.4000	1.7000	-3.9000	.0000	.4500	1.7500	12.1000	13.4000

PB-LEVEL * TIME-PERIOD INTERACTION

PB-LEVEL TIME-PERIOD

	1 MON	2 MON	3 MON	6 MON	9 MON	12 MON	15 MON	18 MON	21 MON	24 MON
0PPM	53.3750	55.2500	56.1250	54.3750	53.0000	56.2500	52.3750	56.3750	49.7500	58.3750
10PPM	55.7500	50.1250	55.1250	53.8750	51.0000	56.8750	51.6250	54.7500	52.5000	52.3750
50PPM	55.8750	48.8750	53.1250	54.2500	48.6250	55.1250	58.0000	58.3750	54.3750	55.8750
100PPM	52.8750	46.8750	54.1250	53.8750	48.2500	52.5000	54.8750	49.7500	55.6250	48.3750
500PPM	56.5000	56.5000	55.2500	55.8750	59.1250	57.0000	57.0000	51.1250	50.5000	49.2500

THREE WAY TABLE OF MEANS FOR FACTORS SEX , PB-LEVEL , TIME-PERIOD
SEX AT LEVEL MALE

PB-LEVEL TIME-PERIOD

	1 MON	2 MON	3 MON	6 MON	9 MON	12 MON	15 MON	18 MON	21 MON	24 MON
0PPM	52.2500	56.0000	51.2500	51.7500	49.7500	53.7500	52.0000	54.0000	52.2500	61.2500
10PPM	54.0000	49.5000	50.0000	54.7500	49.2500	55.7500	51.5000	58.2500	60.2500	61.7500
50PPM	57.0000	44.7500	54.5000	55.0000	49.7500	52.7500	56.2500	59.0000	61.7500	62.2500
100PPM	46.5000	48.7500	48.7500	56.2500	42.0000	53.0000	53.5000	50.7500	60.2500	50.0000
500PPM	55.5000	57.0000	53.2500	58.7500	59.5000	62.5000	61.7500	52.7500	58.5000	62.5000

DUP05308914

SEX AT LEVEL FEMALE

PB-LEVEL TIME-PERIOD

	1 MON	2 MON	3 MON	6 MON	9 MON	12 MON	15 MON	18 MON	21 MON	24 MON
0PPM	54.5000	54.5000	61.0000	57.0000	56.2500	58.7500	52.7500	58.7500	47.2500	55.5000
10PPM	57.5000	50.7500	60.2500	53.0000	52.7500	58.0000	51.7500	51.2500	44.7500	43.0000
50PPM	54.7500	53.0000	61.7500	53.5000	47.5000	57.5000	59.7500	57.7500	47.0000	49.5000
100PPM	59.2500	45.0000	59.5000	51.5000	54.5000	52.0000	56.2500	48.7500	51.0000	46.7500
500PPM	57.5000	56.0000	57.2500	53.0000	58.7500	51.5000	52.2500	49.5000	42.5000	36.0000

DUP050308915

SYMBOLS USED IN 2- AND 3-WAY MEANS PLOTS

1 = LEVEL 1
2 = LEVEL 2
3 = LEVEL 3
4 = LEVEL 4
5 = LEVEL 5
* = REPEATED SYMBOLS

DUP050308916

SEX MEANS PB-LEVEL MEANS



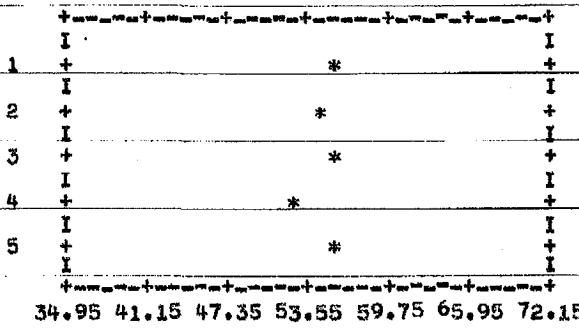

125

SPEEDIFORM MOORE BUSINESS FORMS INC. S

DUP05030891?

PB-LEVEL * SEX SEX * PB-LEVEL * DOG SEX AT LEVEL MALE

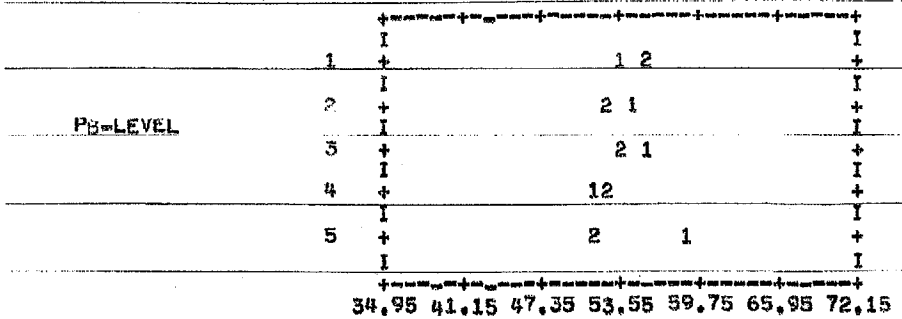

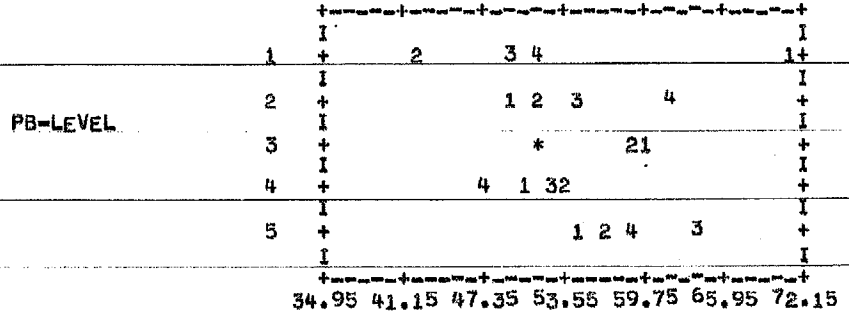

DUP05030891B

SEX * PB-LEVEL * DOG TIME-PERIOD MEANS

SEX AT LEVEL FEMALE

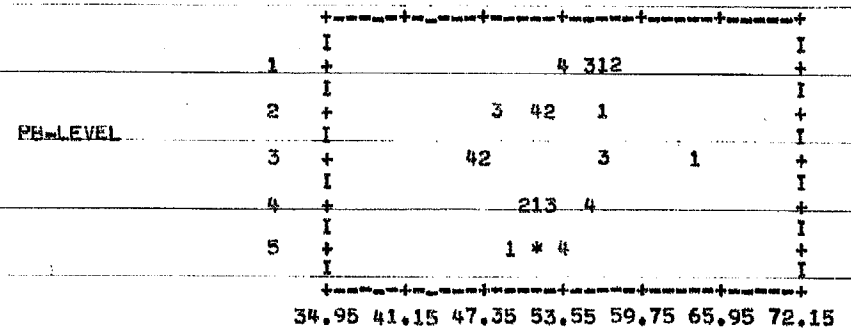

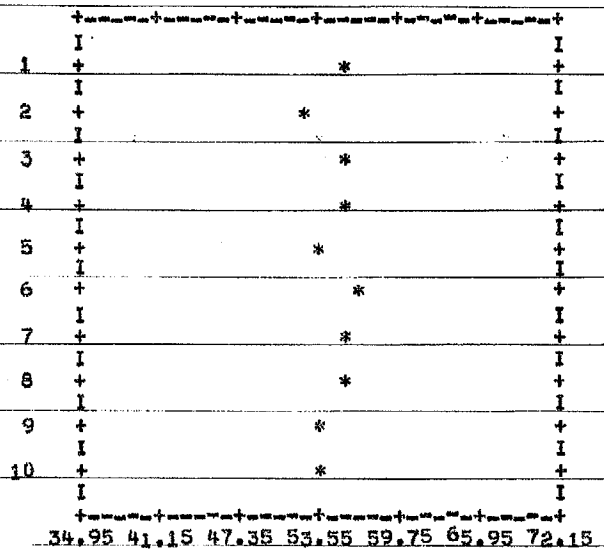

DUP050308919

128

TIME-PERIOD * SEX



TIME-PERIOD * PB-LEVEL

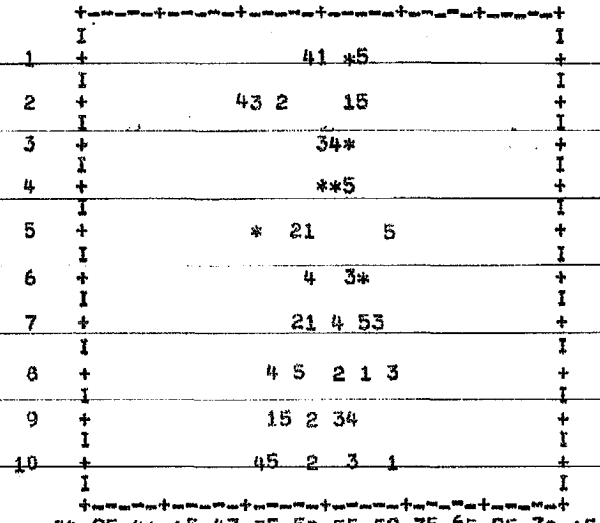

DUP050308920

SEX * TIME-PERIOD * PB-LEVEL
SEX AT LEVEL MALE

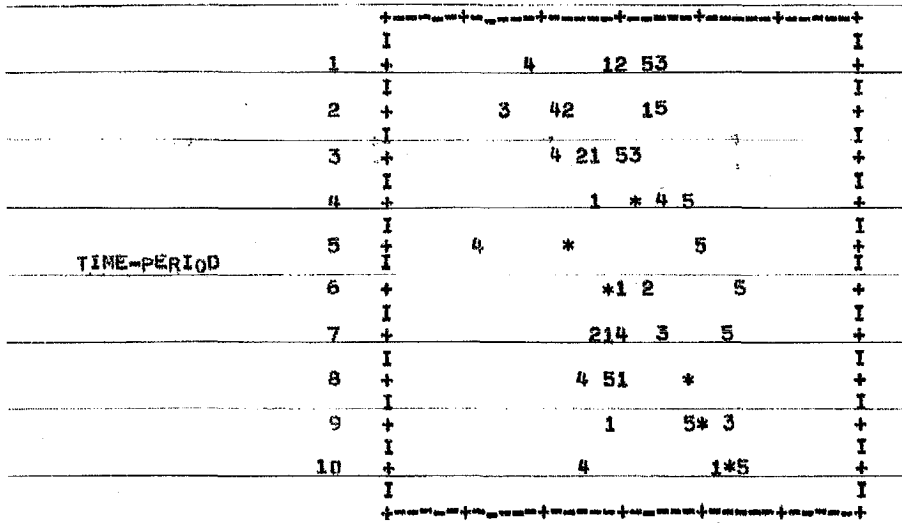

SEX * TIME-PERIOD * PB-LEVEL
SEX AT LEVEL FEMALE

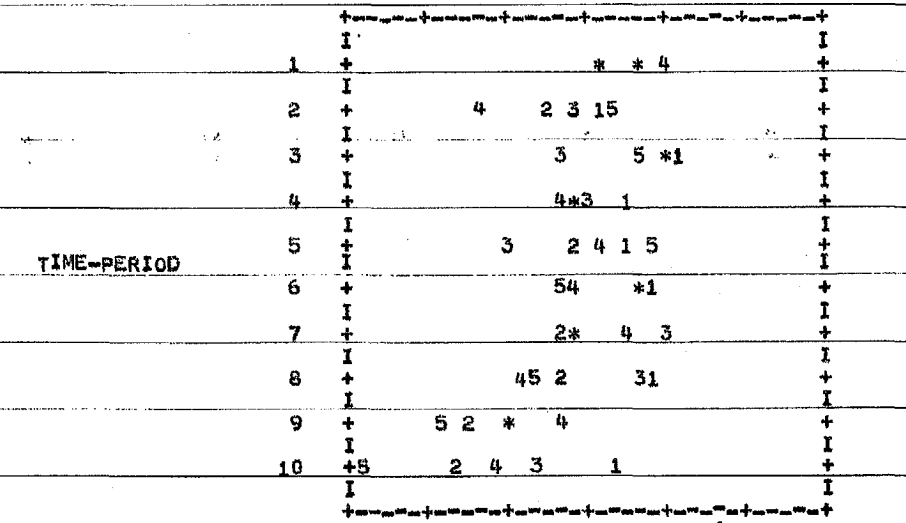

DUP050308921

RESPONSE NUMBER 8 Y8=JUVENILE

CELL IDENTIFICATION	CELL MEAN
1 1 1 1	1.0000
1 1 1 2	3.0000
1 1 1 3	5.0000
1 1 1 4	.0000
1 1 1 5	4.0000
1 1 1 6	.0000
1 1 1 7	2.0000
1 1 1 8	1.0000
1 1 1 9	.0000
1 1 1 10	1.0000
1 1 2 1	2.0000
1 1 2 2	1.0000
1 1 2 3	4.0000
1 1 2 4	.0000
1 1 2 5	5.0000
1 1 2 6	6.0000
1 1 2 7	2.0000
1 1 2 8	3.0000
1 1 2 9	3.0000
1 1 2 10	1.0000
1 1 3 1	4.0000
1 1 3 2	2.0000
1 1 3 3	2.0000
1 1 3 4	1.0000
1 1 3 5	3.0000
1 1 3 6	6.0000
1 1 3 7	6.0000
1 1 3 8	2.0000
1 1 3 9	3.0000
1 1 3 10	2.0000
1 1 4 1	2.0000
1 1 4 2	4.0000
1 1 4 3	2.0000
1 1 4 4	.0000
1 1 4 5	3.0000
1 1 4 6	1.0000
1 1 4 7	3.0000
1 1 4 8	3.0000
1 1 4 9	4.0000
1 1 4 10	.0000
1 2 1 1	1.0000
1 2 1 2	2.0000
1 2 1 3	3.0000
1 2 1 4	1.0000
1 2 1 5	5.0000
1 2 1 6	3.0000
1 2 1 7	2.0000
1 2 1 8	1.0000
1 2 1 9	3.0000
1 2 1 10	2.0000
1 2 2 1	3.0000
1 2 2 2	3.0000
1 2 2 3	2.0000
1 2 2 4	.0000
1 2 2 5	4.0000

DUP050308922

1	2	2	6	2.0000
1	2	2	7	.0000
1	2	2	8	1.0000
1	2	2	9	2.0000
1	2	2	10	4.0000
1	2	3	1	5.0000
1	2	3	2	5.0000
1	2	3	3	.0000
1	2	3	4	1.0000
1	2	3	5	4.0000
1	2	3	6	2.0000
1	2	3	7	4.0000
1	2	3	8	1.0000
1	2	3	9	.0000
1	2	3	10	.0000
1	2	4	1	2.0000
1	2	4	2	5.0000
1	2	4	3	2.0000
1	2	4	4	1.0000
1	2	4	5	2.0000
1	2	4	6	.0000
1	2	4	7	2.0000
1	2	4	8	4.0000
1	2	4	9	1.0000
1	2	4	10	.0000
1	3	1	1	3.0000
1	3	1	2	3.0000
1	3	1	3	1.0000
1	3	1	4	2.0000
1	3	1	5	7.0000
1	3	1	6	3.0000
1	3	1	7	2.0000
1	3	1	8	1.0000
1	3	1	9	2.0000
1	3	1	10	4.0000
1	3	2	1	5.0000
1	3	2	2	3.0000
1	3	2	3	.0000
1	3	2	4	1.0000
1	3	2	5	4.0000
1	3	2	6	1.0000
1	3	2	7	3.0000
1	3	2	8	3.0000
1	3	2	9	.0000
1	3	2	10	4.0000
1	3	3	1	3.0000
1	3	3	2	5.0000
1	3	3	3	1.0000
1	3	3	4	2.0000
1	3	3	5	1.0000
1	3	3	6	.0000
1	3	3	7	2.0000
1	3	3	8	3.0000
1	3	3	9	2.0000
1	3	3	10	1.0000
1	3	4	1	3.0000
1	3	4	2	4.0000
1	3	4	3	2.0000
1	3	4	4	1.0000
1	3	4	5	3.0000

DUP050308923

1	3	4	6	3.0000
1	3	4	7	4.0000
1	3	4	8	.0000
1	3	4	9	1.0000
1	3	4	10	1.0000
1	4	1	1	1.0000
1	4	1	2	1.0000
1	4	1	3	.0000
1	4	1	4	.0000
1	4	1	5	3.0000
1	4	1	6	1.0000
1	4	1	7	2.0000
1	4	1	8	2.0000
1	4	1	9	3.0000
1	4	1	10	2.0000
1	4	2	1	2.0000
1	4	2	2	4.0000
1	4	2	3	2.0000
1	4	2	4	.0000
1	4	2	5	2.0000
1	4	2	6	3.0000
1	4	2	7	.0000
1	4	2	8	4.0000
1	4	2	9	1.0000
1	4	2	10	2.0000
1	4	3	1	2.0000
1	4	3	2	3.0000
1	4	3	3	4.0000
1	4	3	4	1.0000
1	4	3	5	4.0000
1	4	3	6	3.0000
1	4	3	7	2.0000
1	4	3	8	5.0000
1	4	3	9	1.0000
1	4	3	10	.0000
1	4	4	1	2.0000
1	4	4	2	3.0000
1	4	4	3	.0000
1	4	4	4	2.0000
1	4	4	5	1.0000
1	4	4	6	3.0000
1	4	4	7	4.0000
1	4	4	8	2.0000
1	4	4	9	.0000
1	4	4	10	1.0000
1	5	1	1	3.0000
1	5	1	2	3.0000
1	5	1	3	6.0000
1	5	1	4	.0000
1	5	1	5	2.0000
1	5	1	6	4.0000
1	5	1	7	1.0000
1	5	1	8	5.0000
1	5	1	9	6.0000
1	5	1	10	2.0000
1	5	2	1	3.0000
1	5	2	2	1.0000
1	5	2	3	.0000
1	5	2	4	1.0000
1	5	2	5	3.0000

DUP050308924

1	5	2	6	4.0000
1	5	2	7	4.0000
1	5	2	8	2.0000
1	5	2	9	1.0000
1	5	2	10	2.0000
1	5	3	1	1.0000
1	5	3	2	2.0000
1	5	3	3	3.0000
1	5	3	4	.0000
1	5	3	5	1.0000
1	5	3	6	2.0000
1	5	3	7	2.0000
1	5	3	8	3.0000
1	5	3	9	1.0000
1	5	3	10	.0000
1	5	4	1	5.0000
1	5	4	2	4.0000
1	5	4	3	1.0000
1	5	4	4	.0000
1	5	4	5	8.0000
1	5	4	6	5.0000
1	5	4	7	4.0000
1	5	4	8	5.0000
1	5	4	9	4.0000
1	5	4	10	3.0000
2	1	1	1	3.0000
2	1	1	2	8.0000
2	1	1	3	1.0000
2	1	1	4	.0000
2	1	1	5	2.0000
2	1	1	6	4.0000
2	1	1	7	4.0000
2	1	1	8	1.0000
2	1	1	9	.0000
2	1	1	10	1.0000
2	1	2	1	4.0000
2	1	2	2	.0000
2	1	2	3	.0000
2	1	2	4	1.0000
2	1	2	5	1.0000
2	1	2	6	4.0000
2	1	2	7	5.0000
2	1	2	8	2.0000
2	1	2	9	2.0000
2	1	2	10	.0000
2	1	3	1	2.0000
2	1	3	2	2.0000
2	1	3	3	.0000
2	1	3	4	.0000
2	1	3	5	.0000
2	1	3	6	4.0000
2	1	3	7	4.0000
2	1	3	8	2.0000
2	1	3	9	2.0000
2	1	3	10	.0000
2	1	4	1	8.0000
2	1	4	2	1.0000
2	1	4	3	.0000
2	1	4	4	.0000
2	1	4	5	2.0000

DUP050308925

2	1	4	6	1.0000
2	1	4	7	2.0000
2	1	4	8	1.0000
2	1	4	9	.0000
2	1	4	10	1.0000
2	2	1	1	3.0000
2	2	1	2	3.0000
2	2	1	3	2.0000
2	2	1	4	1.0000
2	2	1	5	1.0000
2	2	1	6	6.0000
2	2	1	7	1.0000
2	2	1	8	8.0000
2	2	1	9	2.0000
2	2	1	10	.0000
2	2	2	1	5.0000
2	2	2	2	6.0000
2	2	2	3	2.0000
2		2	4	.0000
2		2	5	.0000
2		2	6	2.0000
2		2	7	1.0000
2		2	8	3.0000
2		2	9	1.0000
2	2	2	10	2.0000
2	2	3	1	4.0000
2	2	3	2	3.0000
2	2	3	3	.0000
2	2	3	4	.0000
2	2	3	5	3.0000
2	2	3	6	.0000
2	2	3	7	2.0000
2	2	3	8	2.0000
2	2	3	9	.0000
2	2	3	10	1.0000
2	2	4	1	4.0000
2	2	4	2	1.0000
2	2	4	3	1.0000
2	2	4	4	.0000
2	2	4	5	3.0000
2	2	4	6	3.0000
2	2	4	7	3.0000
2	2	4	8	3.0000
2	2	4	9	.0000
2	2	4	10	4.0000
2	3	1	1	1.0000
2	3	1	2	5.0000
2	3	1	3	.0000
2	3	1	4	.0000
2	3	1	5	.0000
2	3	1	6	2.0000
2	3	1	7	1.0000
2	3	1	8	2.0000
2	3	1	9	3.0000
2	3	1	10	2.0000
2	3	2	1	2.0000
2	3	2	2	5.0000
2	3	2	3	.0000
2	3	2	4	1.0000
2	3	2	5	1.0000

DUP050308926

DUP050308927

2	3	2	6	4.0000
2	3	2	7	2.0000
2	3	2	8	.0000
2	3	2	9	2.0000
2	3	2	10	.0000
2	3	3	1	1.0000
2	3	3	2	.0000
2	3	3	3	2.0000
2	3	3	4	2.0000
2	3	3	5	3.0000
2	3	3	6	4.0000
2	3	3	7	3.0000
2	3	3	8	1.0000
2	3	3	9	3.0000
2	3	3	10	1.0000
2	3	4	1	5.0000
2	3	4	2	.0000
2	3	4	3	2.0000
2	3	4	4	.0000
2	3	4	5	4.0000
2	3	4	6	1.0000
2	3	4	7	1.0000
2	3	4	8	3.0000
2	3	4	9	3.0000
2	3	4	10	.0000
2	4	1	1	4.0000
2	4	1	2	6.0000
2	4	1	3	1.0000
2	4	1	4	.0000
2	4	1	5	2.0000
2	4	1	6	3.0000
2	4	1	7	.0000
2	4	1	8	2.0000
2	4	1	9	1.0000
2	4	1	10	2.0000
2	4	2	1	1.0000
2	4	2	2	1.0000
2	4	2	3	.0000
2	4	2	4	2.0000
2	4	2	5	.0000
2	4	2	6	1.0000
2	4	2	7	1.0000
2	4	2	8	3.0000
2	4	2	9	3.0000
2	4	2	10	1.0000
2	4	3	1	5.0000
2	4	3	2	1.0000
2	4	3	3	2.0000
2	4	3	4	1.0000
2	4	3	5	1.0000
2	4	3	6	4.0000
2	4	3	7	2.0000
2	4	3	8	2.0000
2	4	3	9	1.0000
2	4	3	10	1.0000
2	4	4	1	2.0000
2	4	4	2	1.0000
2	4	4	3	1.0000
2	4	4	4	.0000
2	4	4	5	5.0000

DUP050308928

2	4	4	6	1.0000
2	4	4	7	4.0000
2	4	4	8	3.0000
2	4	4	9	2.0000
2	4	4	10	2.0000
2	5	1	1	3.0000
2	5	1	2	1.0000
2	5	1	3	.0000
2	5	1	4	2.0000
2	5	1	5	1.0000
2	5	1	6	4.0000
2	5	1	7	1.0000
2	5	1	8	1.0000
2	5	1	9	2.0000
2	5	1	10	1.0000
2	5	2	1	3.0000
2	5	2	2	2.0000
2	5	2	3	1.0000
2	5	2	4	.0000
2	5	2	5	1.0000
2	5	2	6	2.0000
2	5	2	7	.0000
2	5	2	8	1.0000
2	5	2	9	5.0000
2	5	2	10	1.0000
2	5	3	1	4.0000
2	5	3	2	.0000
2	5	3	3	2.0000
2	5	3	4	.0000
2	5	3	5	3.0000
2	5	3	6	2.0000
2	5	3	7	1.0000
2	5	3	8	1.0000
2	5	3	9	3.0000
2	5	3	10	2.0000
2	5	4	1	4.0000
2	5	4	2	5.0000
2	5	4	3	2.0000
2	5	4	4	.0000
2	5	4	5	.0000
2	5	4	6	3.0000
2	5	4	7	1.0000
2	5	4	8	2.0000
2	5	4	9	4.0000
2	5	4	10	2.0000

GRAND MEAN 2.10500

DUP050308929

RESPONSE NUMBER 8 Y8=JUVENILE

ANOVA TABLE

SOURCE OF VARIATION	DEGREES OF FREEDOM	SUM OF SQUARES	MEAN SQUARE
TOTAL	399	1115.58888	
A = SEX	1	16.00000	16.00000
B = PB-LEVEL	4	4.96500	1.24125
AB	4	10.67500	2.66875
C = DOG	30	75.94999	2.53167
D = TIME-PERIOD	9	204.98999	22.77667
AD	9	43.00000	4.77778
CD	36	80.38499	2.23292
BD	36	74.07498	2.05764
DD	270	605.54934	2.24278

* SIGNIFICANT AT THE .05 PROBABILITY LEVEL (ONE-TAIL TEST)
** SIGNIFICANT AT THE .01 PROBABILITY LEVEL (ONE-TAIL TEST)

DUP050308930

RESPONSE NUMBER 8 Y8=JUVENILE

MEANS TABLES

SEX MEANS

MALE	FEMALE
2.3050	1.9050

STANDARD ERROR OF A MEAN = .1125
95% CONFIDENCE LIMITS = .2298
STANDARD ERROR OF THE DIFFERENCE BETWEEN TWO MEANS = .1591
LEAST SIGNIFICANT DIFFERENCE (LSD) = .3249

PB-LEVEL MEANS

0PPM	10PPM	50PPM	100PPM	500PPM
2.1500	2.1375	2.0750	1.9125	2.2500

STANDARD ERROR OF A MEAN = .1779
95% CONFIDENCE LIMITS = .3633
STANDARD ERROR OF THE DIFFERENCE BETWEEN TWO MEANS = .2516
LEAST SIGNIFICANT DIFFERENCE (LSD) = .5138

SEX * PB-LEVEL INTERACTION

SEX PB-LEVEL

	0PPM	10PPM	50PPM	100PPM	500PPM
MALE	2.4250	2.1250	2.3500	1.9500	2.6750
FEMALE	1.8750	2.1500	1.8000	1.8750	1.8250
DIFFERENCES	.5500	-.0250	.5500	.0750	.8500

STANDARD ERROR OF A MEAN = .2516
95% CONFIDENCE LIMITS = .5138
STANDARD ERROR OF THE DIFFERENCE BETWEEN TWO MEANS = .3558
LEAST SIGNIFICANT DIFFERENCE (LSD) = .7266

DUP05030893

THREE WAY TABLE OF MEANS FOR FACTORS SEX , PB-LEVEL , DOG

SEX AT LEVEL MALE

PB-LEVEL DOG

	1	2	3	4
0PPM	1.7000	2.7000	3.1000	2.2000
10PPM	2.3000	2.1000	2.2000	1.9000
50PPM	2.8000	2.4000	2.0000	2.2000
100PPM	1.5000	2.0000	2.5000	1.8000
500PPM	3.2000	2.1000	1.5000	3.9000

SEX AT LEVEL FEMALE

PB-LEVEL DOG

	1	2	3	4
0PPM	2.4000	1.9000	1.6000	1.6000
10PPM	2.7000	2.2000	1.5000	2.2000
50PPM	1.6000	1.7000	2.0000	1.9000
100PPM	2.1000	1.3000	2.0000	2.1000
500PPM	1.6000	1.6000	1.8000	2.3000

TIME-PERIOD MEANS

1 MON	2 MON	3 MON	6 MON	9 MON	12 MON	15 MON	18 MON	21 MON	24 MON
3.0250	2.8000	1.4750	.6000	2.5500	2.6750	2.2500	2.3500	1.9250	1.4000

STANDARD ERROR OF A MEAN = .2368
95% CONFIDENCE LIMITS = .4662
STANDARD ERROR OF THE DIFFERENCE BETWEEN TWO MEANS = .3349
LEAST SIGNIFICANT DIFFERENCE (LSD) = .6593

DUP050308932

SEX * TIME-PERIOD INTERACTION

SEX TIME-PERIOD

	1 MON	2 MON	3 MON	6 MON	9 MON	12 MON	15 MON	18 MON	21 MON	24 MON
MALE	2.6500	3.0500	2.0000	.7000	3.4500	2.6000	2.5500	2.5500	1.9000	1.6000
FEMALE	3.4000	2.5500	.9500	.5000	1.6500	2.7500	1.9500	2.1500	1.9500	1.2000
DIFFERENCES	-.7500	.5000	1.0500	.2000	1.8000	-.1500	.6000	.4000	-.0500	.4000

PB-LEVEL * TIME-PERIOD INTERACTION

PB-LEVEL TIME-PERIOD

	1 MON	2 MON	3 MON	6 MON	9 MON	12 MON	15 MON	18 MON	21 MON	24 MON
0PPM	3.2500	2.6250	1.7500	.2500	2.5000	3.2500	3.5000	1.8750	1.7500	.7500
10PPM	3.3750	3.5000	1.5000	.5000	2.7500	2.2500	1.8750	2.8750	1.1250	1.6250
50PPM	2.8750	3.1250	1.0000	1.1250	2.8750	2.2500	2.2500	1.6250	2.0000	1.6250
100PPM	2.3750	2.5000	1.2500	.7500	2.2500	2.3750	1.8750	2.8750	1.5000	1.3750
500PPM	3.2500	2.2500	1.8750	.3750	2.3750	3.2500	1.7500	2.5000	3.2500	1.6250

THREE WAY TABLE OF MEANS FOR FACTORS SEX , PB-LEVEL , TIME-PERIOD
SEX AT LEVEL MALE

PB-LEVEL TIME-PERIOD

	1 MON	2 MON	3 MON	6 MON	9 MON	12 MON	15 MON	18 MON	21 MON	24 MON
0PPM	2.2500	2.5000	3.2500	.2500	3.7500	3.2500	3.2500	2.2500	2.5000	1.0000
10PPM	2.7500	3.7500	1.7500	.7500	3.7500	1.7500	2.0000	1.7500	1.5000	1.5000
50PPM	3.5000	3.7500	1.0000	1.5000	3.7500	1.7500	2.7500	1.7500	1.2500	2.5000
100PPM	1.7500	2.7500	1.5000	.7500	2.5000	2.5000	2.0000	3.2500	1.2500	1.2500
500PPM	3.0000	2.5000	2.5000	.2500	3.5000	3.7500	2.7500	3.7500	3.0000	1.7500

DUP050308933

SEX AT LEVEL FEMALE

PB-LEVEL TIME-PERIOD

	1 MON	2 MON	3 MON	6 MON	9 MON	12 MON	15 MON	18 MON	21 MON	24 MON
0PPM	4.2500	2.7500	.2500	.2500	1.2500	3.2500	3.7500	1.5000	1.0000	.5000
10PPM	4.0000	3.2500	1.2500	.2500	1.7500	2.7500	1.7500	4.0000	.7500	1.7500
50PPM	2.2500	2.5000	1.0000	.7500	2.0000	2.7500	1.7500	1.5000	2.7500	.7500
100PPM	3.0000	2.2500	1.0000	.7500	2.0000	2.2500	1.7500	2.5000	1.7500	1.5000
500PPM	3.5000	2.0000	1.2500	.5000	1.2500	2.7500	.7500	1.2500	3.5000	1.5000

DUP050308934

SYMBOLS USED IN 2- AND 3-WAY MEANS PLOTS

1 - LEVEL 1
2 - LEVEL 2
3 - LEVEL 3
4 - LEVEL 4
5 - LEVEL 5
* - REPEATED SYMBOLS

DUP050308935

SEX MEANS



PB-LEVEL MEANS

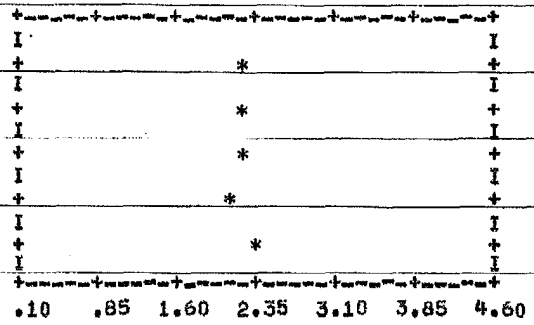

143

DUP050308936

PB-LEVEL * SEX SEX

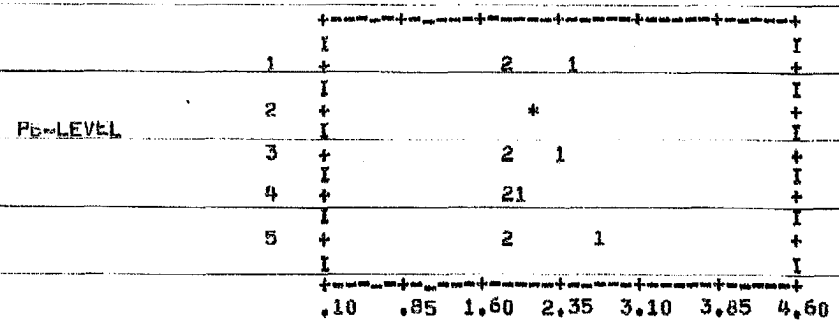

* PB-LEVEL * DOG
SEX
AT LEVEL MALE

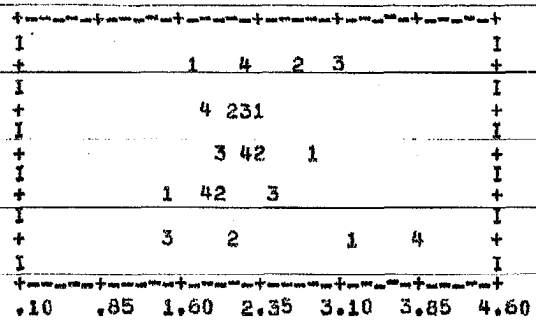

DUP050308937

SEX * PB-LEVEL * DOG TIME-PERIOD MEANS
SEX AT LEVEL FEMALE

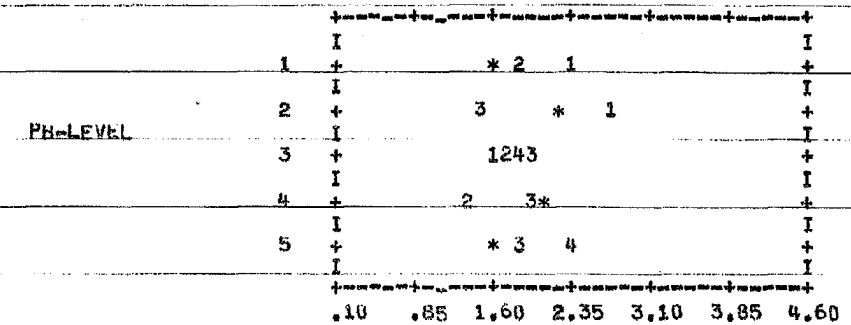

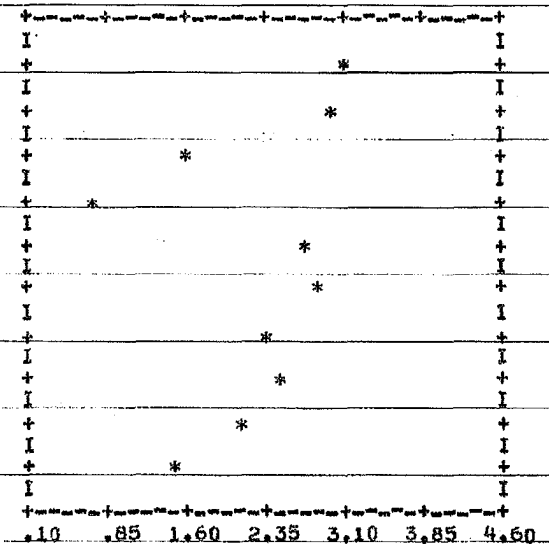

DUP050308938

TIME-PERIOD * SEX

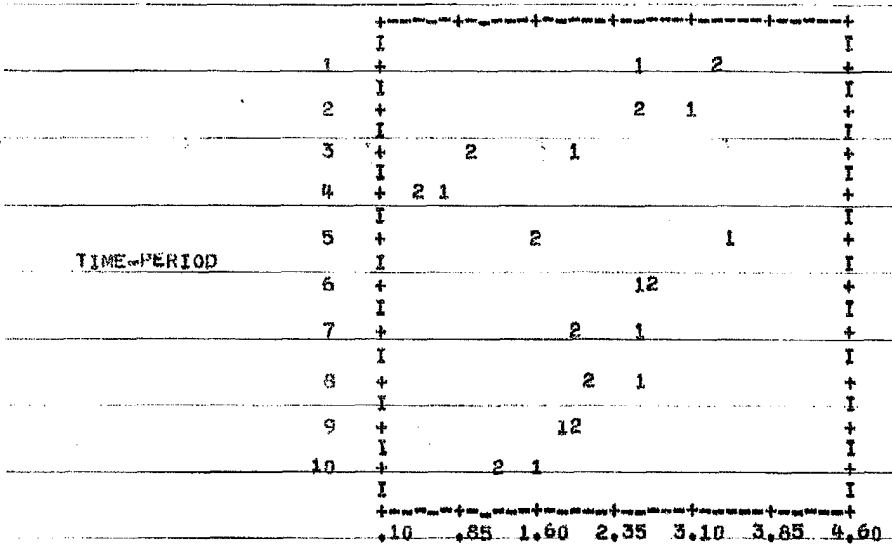

TIME-PERIOD

TIME-PERIOD * PB-LEVEL

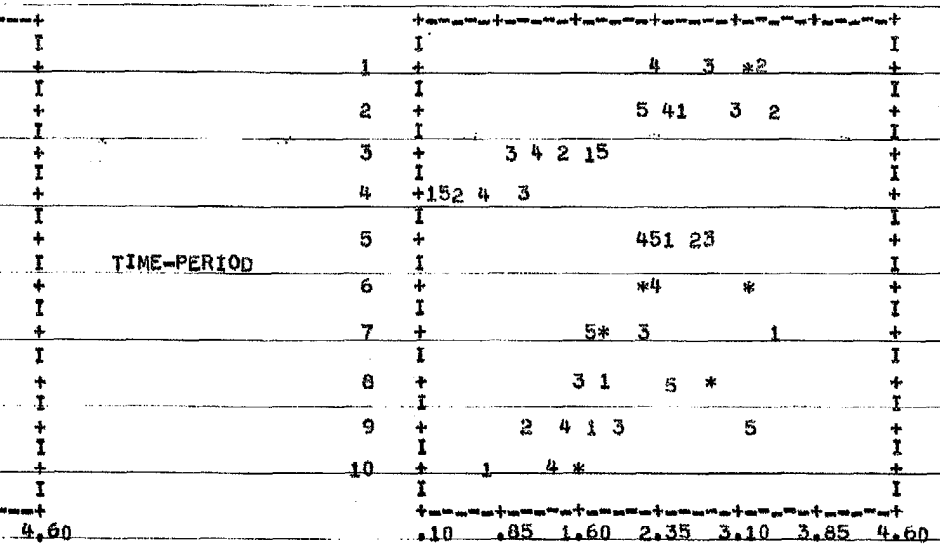

TIME-PERIOD

DUP05308939

147

SEX * TIME-PERIOD * PB-LEVEL
SEX AT LEVEL MALE

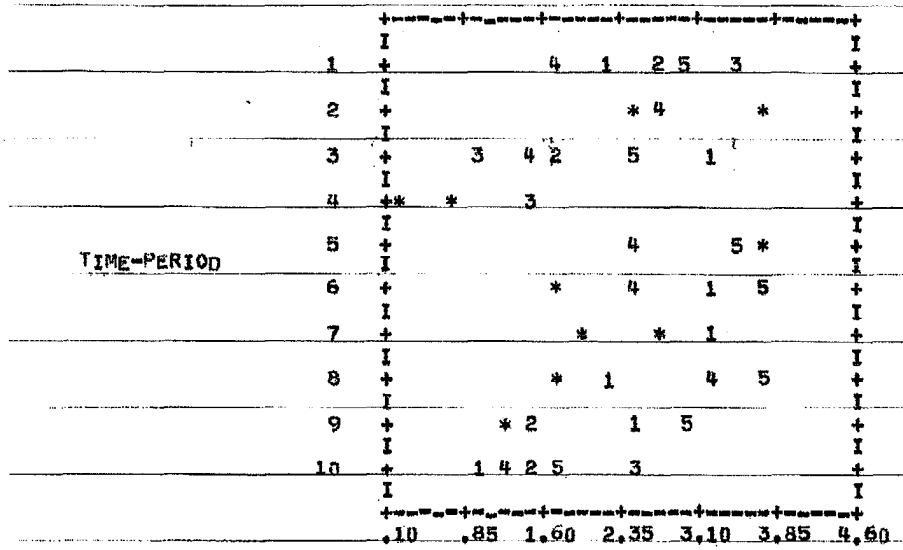

SEX * TIME-PERIOD * PB-LEVEL
SEX AT LEVEL FEMALE

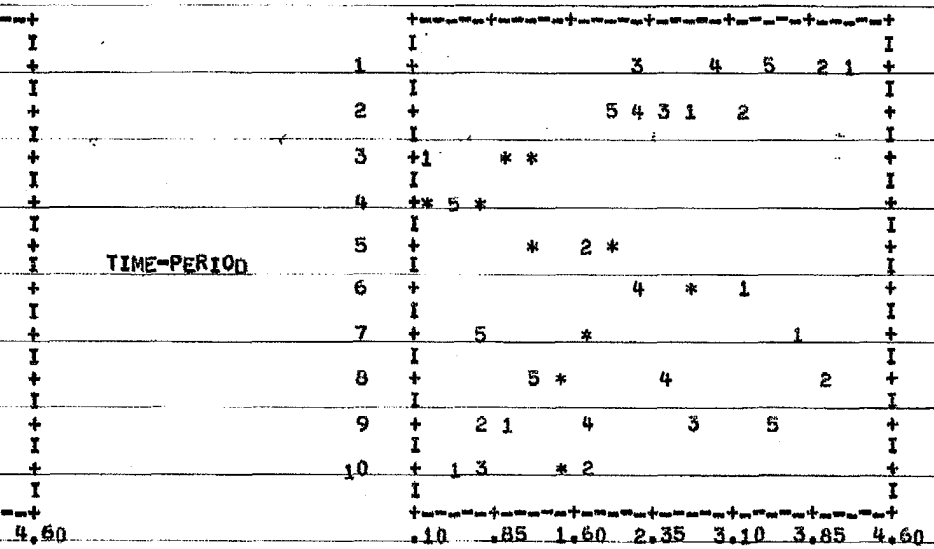

DUP05030894

RESPONSE NUMBER 9 Y9=MYELOCYTIC

CELL IDENTIFICATION	CELL MEAN
1 1 1 1	.0000
1 1 1 2	3.0000
1 1 1 3	.0000
1 1 1 4	.0000
1 1 1 5	.0000
1 1 1 6	.0000
1 1 1 7	.0000
1 1 1 8	.0000
1 1 1 9	.0000
1 1 1 10	.0000
1 1 2 1	2.0000
1 1 2 2	.0000
1 1 2 3	1.0000
1 1 2 4	.0000
1 1 2 5	.0000
1 1 2 6	.0000
1 1 2 7	.0000
1 1 2 8	.0000
1 1 2 9	1.0000
1 1 2 10	1.0000
1 1 3 1	1.0000
1 1 3 2	1.0000
1 1 3 3	1.0000
1 1 3 4	.0000
1 1 3 5	.0000
1 1 3 6	1.0000
1 1 3 7	3.0000
1 1 3 8	.0000
1 1 3 9	1.0000
1 1 3 10	.0000
1 1 4 1	.0000
1 1 4 2	2.0000
1 1 4 3	.0000
1 1 4 4	.0000
1 1 4 5	.0000
1 1 4 6	1.0000
1 1 4 7	1.0000
1 1 4 8	1.0000
1 1 4 9	1.0000
1 1 4 10	.0000
1 2 1 1	2.0000
1 2 1 2	1.0000
1 2 1 3	.0000
1 2 1 4	.0000
1 2 1 5	.0000
1 2 1 6	.0000
1 2 1 7	.0000
1 2 1 8	.0000
1 2 1 9	.0000
1 2 1 10	.0000
1 2 2 1	1.0000
1 2 2 2	.0000
1 2 2 3	.0000
1 2 2 4	.0000
1 2 2 5	1.0000

DUP05030894

1	2	2	6	.0000
1	2	2	7	.0000
1	2	2	8	.0000
1	2	2	9	1.0000
1	2	2	10	.0000
1	2	3	1	2.0000
1	2	3	2	1.0000
1	2	3	3	.0000
1	2	3	4	.0000
1	2	3	5	.0000
1	2	3	6	.0000
1	2	3	7	.0000
1	2	3	8	.0000
1	2	3	9	.0000
1	2	3	10	.0000
1	2	4	1	1.0000
1	2	4	2	1.0000
1	2	4	3	.0000
1	2	4	4	.0000
1	2	4	5	1.0000
1	2	4	6	.0000
1	2	4	7	.0000
1	2	4	8	1.0000
1	2	4	9	.0000
1	2	4	10	.0000
1	3	1	1	6.0000
1	3	1	2	1.0000
1	3	1	3	.0000
1	3	1	4	.0000
1	3	1	5	1.0000
1	3	1	6	.0000
1	3	1	7	.0000
1	3	1	8	.0000
1	3	1	9	.0000
1	3	1	10	.0000
1	3	2	1	1.0000
1	3	2	2	.0000
1	3	2	3	.0000
1	3	2	4	.0000
1	3	2	5	.0000
1	3	2	6	.0000
1	3	2	7	.0000
1	3	2	8	1.0000
1	3	2	9	.0000
1	3	2	10	.0000
1	3	3	1	1.0000
1	3	3	2	2.0000
1	3	3	3	.0000
1	3	3	4	.0000
1	3	3	5	.0000
1	3	3	6	.0000
1	3	3	7	1.0000
1	3	3	8	1.0000
1	3	3	9	.0000
1	3	3	10	1.0000
1	3	4	1	1.0000
1	3	4	2	.0000
1	3	4	3	.0000
1	3	4	4	.0000
1	3	4	5	1.0000

DUP050308942

1	3	4	6	.0000
1	3	4	7	.0000
1	3	4	8	.0000
1	3	4	9	.0000
1	3	4	10	.0000
1	4	1	1	.0000
1	4	1	2	.0000
1	4	1	3	.0000
1	4	1	4	.0000
1	4	1	5	.0000
1	4	1	6	.0000
1	4	1	7	1.0000
1	4	1	8	.0000
1	4	1	9	.0000
1	4	1	10	.0000
1	4	2	1	.0000
1	4	2	2	1.0000
1	4	2	3	1.0000
1	4	2	4	.0000
1	4	2	5	.0000
1	4	2	6	.0000
1	4	2	7	.0000
1	4	2	8	1.0000
1	4	2	9	.0000
1	4	2	10	.0000
1	4	3	1	.0000
1	4	3	2	1.0000
1	4	3	3	.0000
1	4	3	4	.0000
1	4	3	5	.0000
1	4	3	6	.0000
1	4	3	7	.0000
1	4	3	8	.0000
1	4	3	9	.0000
1	4	3	10	.0000
1	4	4	1	3.0000
1	4	4	2	1.0000
1	4	4	3	.0000
1	4	4	4	.0000
1	4	4	5	.0000
1	4	4	6	.0000
1	4	4	7	.0000
1	4	4	8	1.0000
1	4	4	9	.0000
1	4	4	10	.0000
1	5	1	1	2.0000
1	5	1	2	2.0000
1	5	1	3	1.0000
1	5	1	4	.0000
1	5	1	5	.0000
1	5	1	6	.0000
1	5	1	7	1.0000
1	5	1	8	1.0000
1	5	1	9	.0000
1	5	1	10	.0000
1	5	2	1	2.0000
1	5	2	2	.0000
1	5	2	3	.0000
1	5	2	4	.0000
1	5	2	5	.0000

DUP050308943

1	5	2	6	.0000
1	5	2	7	1.0000
1	5	2	8	1.0000
1	5	2	9	1.0000
1	5	2	10	.0000
1	5	3	1	1.0000
1	5	3	2	.0000
1	5	3	3	1.0000
1	5	3	4	.0000
1	5	3	5	.0000
1	5	3	6	1.0000
1	5	3	7	.0000
1	5	3	8	.0000
1	5	3	9	.0000
1	5	3	10	.0000
1	5	4	1	2.0000
1	5	4	2	1.0000
1	5	4	3	.0000
1	5	4	4	.0000
1	5	4	5	.0000
1	5	4	6	.0000
1	5	4	7	1.0000
1	5	4	8	1.0000
1	5	4	9	.0000
1	5	4	10	.0000
2	1	1	1	1.0000
2	1	1	2	2.0000
2	1	1	3	.0000
2	1	1	4	.0000
2	1	1	5	2.0000
2	1	1	6	.0000
2	1	1	7	.0000
2	1	1	8	.0000
2	1	1	9	.0000
2	1	1	10	1.0000
2	1	2	1	1.0000
2	1	2	2	.0000
2	1	2	3	.0000
2	1	2	4	.0000
2	1	2	5	.0000
2	1	2	6	.0000
2	1	2	7	.0000
2	1	2	8	.0000
2	1	2	9	.0000
2	1	2	10	.0000
2	1	3	1	1.0000
2	1	3	2	.0000
2	1	3	3	.0000
2	1	3	4	.0000
2	1	3	5	.0000
2	1	3	6	.0000
2	1	3	7	.0000
2	1	3	8	.0000
2	1	3	9	.0000
2	1	3	10	.0000
2	1	4	1	3.0000
2	1	4	2	.0000
2	1	4	3	.0000
2	1	4	4	.0000
2	1	4	5	.0000

DUP050308944

2	1	4	6	.0000
2	1	4	7	2.0000
2	1	4	8	.0000
2	1	4	9	1.0000
2	1	4	10	3.0000
2	2	1	1	1.0000
2	2	1	2	1.0000
2	2	1	3	.0000
2	2	1	4	1.0000
2	2	1	5	.0000
2	2	1	6	3.0000
2	2	1	7	.0000
2	2	1	8	.0000
2	2	1	9	.0000
2	2	1	10	1.0000
2	2	2	1	1.0000
2	2	2	2	5.0000
2	2	2	3	.0000
2	2	2	4	.0000
2	2	2	5	.0000
2	2	2	6	.0000
2	2	2	7	.0000
2	2	2	8	.0000
2	2	2	9	.0000
2	2	2	10	.0000
2	2	3	1	.0000
2	2	3	2	1.0000
2	2	3	3	.0000
2	2	3	4	.0000
2	2	3	5	.0000
2	2	3	6	.0000
2	2	3	7	.0000
2	2	3	8	1.0000
2	2	3	9	.0000
2	2	3	10	1.0000
2	2	4	1	.0000
2	2	4	2	1.0000
2	2	4	3	.0000
2	2	4	4	.0000
2	2	4	5	.0000
2	2	4	6	.0000
2	2	4	7	.0000
2	2	4	8	.0000
2	2	4	9	.0000
2	2	4	10	1.0000
2	3	1	1	.0000
2	3	1	2	3.0000
2	3	1	3	1.0000
2	3	1	4	.0000
2	3	1	5	1.0000
2	3	1	6	.0000
2	3	1	7	.0000
2	3	1	8	.0000
2	3	1	9	.0000
2	3	1	10	.0000
2	3	2	1	.0000
2	3	2	2	.0000
2	3	2	3	.0000
2	3	2	4	.0000
2	3	2	5	.0000

DUP050308945



DUP050308946

2	3	2	6	.0000
2	3	2	7	.0000
2	3	2	8	.0000
2	3	2	9	.0000
2	3	2	10	.0000
2	3	3	1	.0000
2	3	3	2	.0000
2	3	3	3	.0000
2	3	3	4	.0000
2	3	3	5	.0000
2	3	3	6	.0000
2	3	3	7	.0000
2	3	3	8	1.0000
2	3	3	9	.0000
2	3	3	10	.0000
2	3	4	1	.0000
2	3	4	2	3.0000
2	3	4	3	.0000
2	3	4	4	.0000
2	3	4	5	1.0000
2	3	4	6	.0000
2	3	4	7	.0000
2	3	4	8	.0000
2	3	4	9	.0000
2	3	4	10	.0000
2	4	1	1	.0000
2	4	1	2	1.0000
2	4	1	3	.0000
2	4	1	4	.0000
2	4	1	5	1.0000
2	4	1	6	.0000
2	4	1	7	.0000
2	4	1	8	.0000
2	4	1	9	.0000
2	4	1	10	.0000
2	4	2	1	.0000
2	4	2	2	1.0000
2	4	2	3	.0000
2	4	2	4	1.0000
2	4	2	5	1.0000
2	4	2	6	.0000
2	4	2	7	.0000
2	4	2	8	1.0000
2	4	2	9	.0000
2	4	2	10	2.0000
2	4	3	1	.0000
2	4	3	2	1.0000
2	4	3	3	.0000
2	4	3	4	2.0000
2	4	3	5	1.0000
2	4	3	6	.0000
2	4	3	7	.0000
2	4	3	8	1.0000
2	4	3	9	.0000
2	4	3	10	.0000
2	4	4	1	.0000
2	4	4	2	1.0000
2	4	4	3	.0000
2	4	4	4	.0000
2	4	4	5	1.0000

DUP050308947

2	4	4	6	1.0000
2	4	4	7	.0000
2	4	4	8	.0000
2	4	4	9	.0000
2	4	4	10	2.0000
2	5	1	1	.0000
2	5	1	2	.0000
2	5	1	3	.0000
2	5	1	4	1.0000
2	5	1	5	.0000
2	5	1	6	.0000
2	5	1	7	.0000
2	5	1	8	.0000
2	5	1	9	.0000
2	5	1	10	.0000
2	5	2	1	.0000
2	5	2	2	.0000
2	5	2	3	.0000
2	5	2	4	1.0000
2	5	2	5	.0000
2	5	2	6	.0000
2	5	2	7	.0000
2	5	2	8	1.0000
2	5	2	9	.0000
2	5	2	10	.0000
2	5	3	1	.0000
2	5	3	2	1.0000
2	5	3	3	.0000
2	5	3	4	.0000
2	5	3	5	.0000
2	5	3	6	.0000
2	5	3	7	.0000
2	5	3	8	1.0000
2	5	3	9	1.0000
2	5	3	10	.0000
2	5	4	1	.0000
2	5	4	2	2.0000
2	5	4	3	.0000
2	5	4	4	.0000
2	5	4	5	.0000
2	5	4	6	.0000
2	5	4	7	.0000
2	5	4	8	1.0000
2	5	4	9	1.0000
2	5	4	10	.0000

GRAND MEAN .39000

DUP050308948

RESPONSE NUMBER 9 Y9=MYELOCYTIC

ANOVA TABLE

SOURCE OF VARIATION	DEGREES OF FREEDOM	SUM OF SQUARES	MEAN SQUARE	F RATIO
TOTAL	399	225.15982		
A = SEX	1	.25000	.25000	.49
B = PB-LEVEL	4	1.03500	.25875	.50
AB	4	3.22500	.80625	1.57
C = DOG	30	15.45000	.51500	1.20
D = TIME-PERIOD	9	35.46000	3.94000	9.21 **
AD	9	15.55000	1.72778	4.04 **
BD	36	15.66500	.43514	1.02
ABD	36	22.97499	.63819	1.49 *
CD	270	115.54989	.42796	

* SIGNIFICANT AT THE .05 PROBABILITY LEVEL (ONE-TAIL TEST)
** SIGNIFICANT AT THE .01 PROBABILITY LEVEL (ONE-TAIL TEST)

DUP050308949

RESPONSE NUMBER 9 Y9=MYELOCYTIC

MEANS TABLES

SEX MEANS

MALE	FEMALE
.4150	.3650

STANDARD ERROR OF A MEAN =	.0507
95% CONFIDENCE LIMITS =	.1036
STANDARD ERROR OF THE DIFFERENCE BETWEEN TWO MEANS =	.0718
LEAST SIGNIFICANT DIFFERENCE (LSD) =	.1466

PB-LEVEL MEANS

0PPM	10PPM	50PPM	100PPM	500PPM
.4875	.3875	.3500	.3500	.3750

STANDARD ERROR OF A MEAN =	.0802
95% CONFIDENCE LIMITS =	.1639
STANDARD ERROR OF THE DIFFERENCE BETWEEN TWO MEANS =	.1135
LEAST SIGNIFICANT DIFFERENCE (LSD) =	.2317

SEX * PB-LEVEL INTERACTION

SEX PB-LEVEL

	0PPM	10PPM	50PPM	100PPM	500PPM
MALE	.5500	.3250	.4500	.2500	.5000
FEMALE	.4250	.4500	.2500	.4500	.2500
DIFFERENCES	.1250	-.1250	.2000	-.2000	.2500

STANDARD ERROR OF A MEAN =	.1135
95% CONFIDENCE LIMITS =	.2317
STANDARD ERROR OF THE DIFFERENCE BETWEEN TWO MEANS =	.1605
LEAST SIGNIFICANT DIFFERENCE (LSD) =	.3277

DUP050308950

THREE WAY TABLE OF MEANS FOR FACTORS SEX , PB-LEVEL , DOG

SEX AT LEVEL MALE

PB-LEVEL DOG

	1	2	3	4
0PPM	.3000	.5000	.8000	.6000
10PPM	.3000	.3000	.3000	.4000
50PPM	.8000	.2000	.6000	.2000
100PPM	.1000	.3000	.1000	.5000
500PPM	.7000	.5000	.3000	.5000

SEX AT LEVEL FEMALE

PB-LEVEL DOG

	1	2	3	4
0PPM	.6000	.1000	.1000	.9000
10PPM	.7000	.6000	.3000	.2000
50PPM	.5000	.0000	.1000	.4000
100PPM	.2000	.6000	.5000	.5000
500PPM	.1000	.2000	.3000	.4000

TIME-PERIOD MEANS

1 MON	2 MON	3 MON	6 MON	9 MON	12 MON	15 MON	18 MON	21 MON	24 MON
.9000	1.0250	.1500	.1500	.3000	.1750	.2750	.4000	.2000	.3250

STANDARD ERROR OF A MEAN = .1034
95% CONFIDENCE LIMITS = .2036
STANDARD ERROR OF THE DIFFERENCE BETWEEN TWO MEANS = .1463
LEAST SIGNIFICANT DIFFERENCE (LSD) = .2880

DUP05308951

SEX * TIME-PERIOD INTERACTION

SEX TIME-PERIOD

	1 MON	2 MON	3 MON	6 MON	9 MON	12 MON	15 MON	18 MON	21 MON	24 MON
MALE	1.4000	.9000	.2500	.0000	.2000	.1500	.4500	.4500	.2500	.1000
FEMALE	.4000	1.1500	.0500	.3000	.4000	.2000	.1000	.3500	.1500	.5500
DIFFERENCES	1.0000	-.2500	.2000	-.3000	-.2000	-.0500	.3500	.1000	.1000	-.4500

PB-LEVEL * TIME-PERIOD INTERACTION

PB-LEVEL TIME-PERIOD

	1 MON	2 MON	3 MON	6 MON	9 MON	12 MON	15 MON	18 MON	21 MON	24 MON
0PPM	1.1250	1.0000	.2500	.0000	.2500	.2500	.7500	.1250	.5000	.6250
10PPM	1.0000	1.3750	.0000	.1250	.2500	.3750	.0000	.2500	.1250	.3750
50PPM	1.1250	1.1250	.1250	.0000	.5000	.0000	.1250	.3750	.0000	.1250
100PPM	.3750	.8750	.1250	.3750	.5000	.1250	.1250	.5000	.0000	.5000
500PPM	.8750	.7500	.2500	.2500	.0000	.1250	.3750	.7500	.3750	.0000

THREE WAY TABLE OF MEANS FOR FACTORS SEX , PB-LEVEL , TIME-PERIOD
SEX AT LEVEL MALE

PB-LEVEL TIME-PERIOD

	1 MON	2 MON	3 MON	6 MON	9 MON	12 MON	15 MON	18 MON	21 MON	24 MON
0PPM	.7500	1.5000	.5000	.0000	.0000	.5000	1.0000	.2500	.7500	.2500
10PPM	1.5000	.7500	.0000	.0000	.5000	.0000	.0000	.2500	.2500	.0000
50PPM	2.2500	.7500	.0000	.0000	.5000	.0000	.2500	.5000	.0000	.2500
100PPM	.7500	.7500	.2500	.0000	.0000	.0000	.2500	.5000	.0000	.0000
500PPM	1.7500	.7500	.5000	.0000	.0000	.2500	.7500	.7500	.2500	.0000

DUP050308952

SEX AT LEVEL FEMALE

PB-LEVEL TIME-PERIOD

	1 MON	2 MON	3 MON	6 MON	9 MON	12 MON	15 MON	18 MON	21 MON	24 MON
0PPM	1.5000	.5000	.0000	.0000	.5000	.0000	.5000	.0000	.2500	1.0000
10PPM	.5000	2.0000	.0000	.2500	.0000	.7500	.0000	.2500	.0000	.7500
50PPM	.0000	1.5000	.2500	.0000	.5000	.0000	.0000	.2500	.0000	.0000
100PPM	.0000	1.0000	.0000	.7500	1.0000	.2500	.0000	.5000	.0000	1.0000
500PPM	.0000	.7500	.0000	.5000	.0000	.0000	.0000	.7500	.5000	.0000

DUP05030895

SYMBOLS USED IN 2- AND 3-WAY MEANS PLOTS

1 = LEVEL 1
2 = LEVEL 2
3 = LEVEL 3
4 = LEVEL 4
5 = LEVEL 5
* = REPEATED SYMBOLS

DUP050308954

SEX MEANS PB-LEVEL MEANS



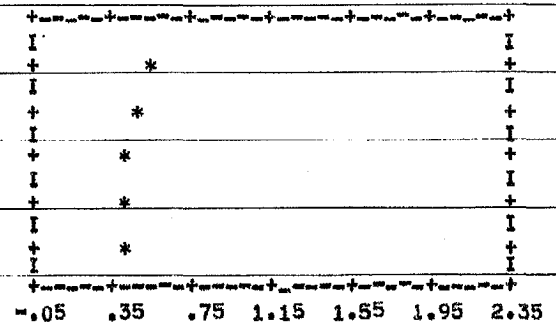

DUP050308955

162

PB-LEVEL * SEX

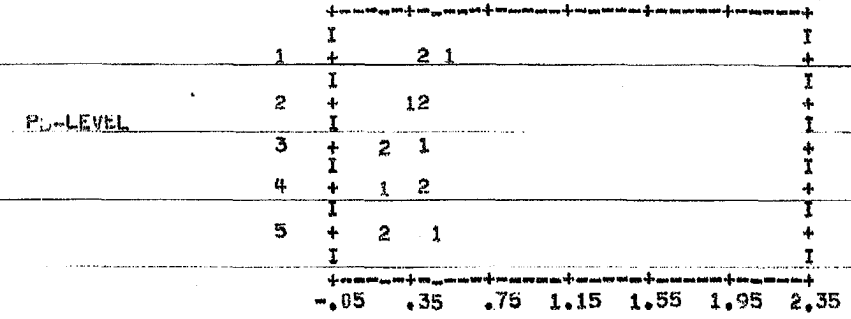

SEX * PB-LEVEL * DOG
SEX AT LEVEL MALE



DUP050308956

SEX * PB-LEVEL * DOG TIME-PERIOD MEANS
SEX AT LEVEL FEMALE



DUP050308957

TIME-PERIOD * SEX



TIME-PERIOD * PB-LEVEL

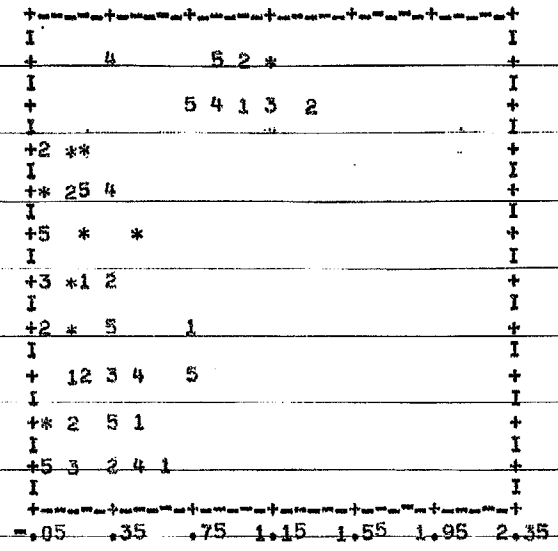

DUP050308958

SEX * TIME-PERIOD * PB-LEVEL
SEX AT LEVEL MALE

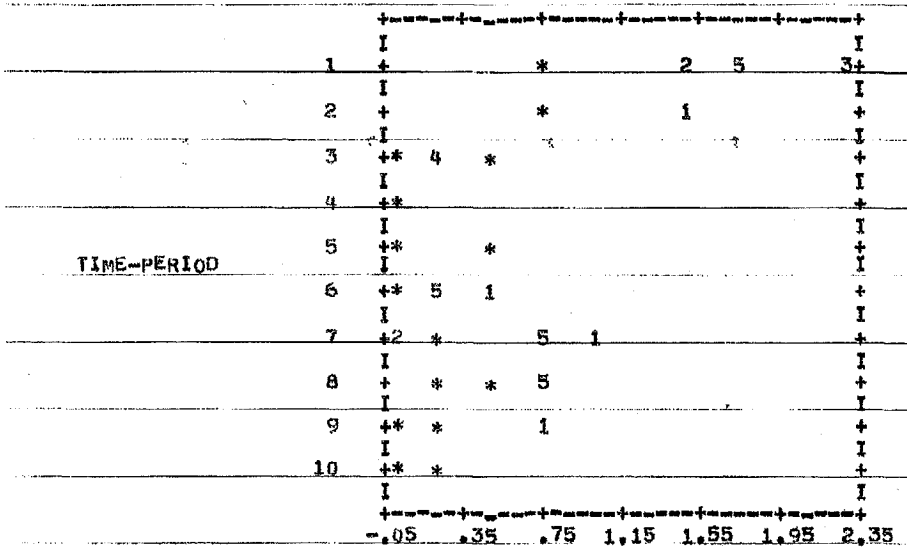

SEX * TIME-PERIOD * PB-LEVEL
SEX AT LEVEL FEMALE

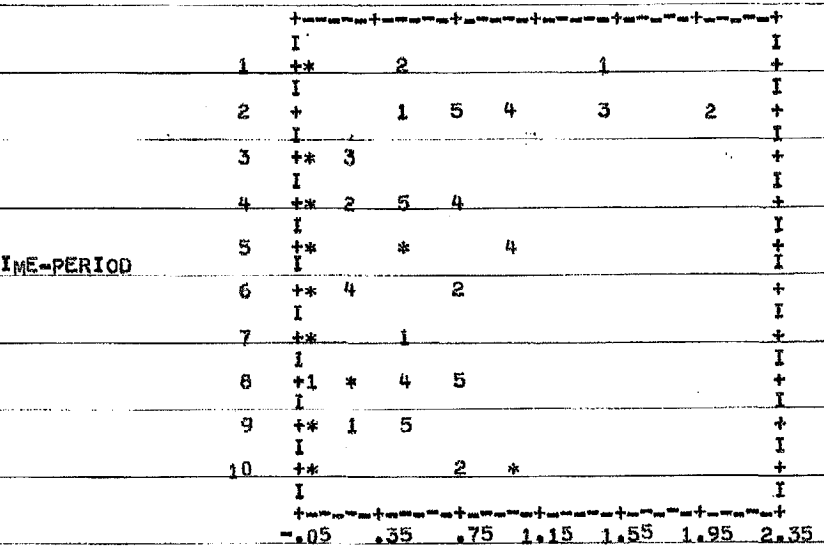

DUP050308959

RESPONSE NUMBER 10 Y10=LYMPHOCYTES

CELL IDENTIFICATION	CELL MEAN
1 1 1 1	26.0000
1 1 1 2	9.0000
1 1 1 3	19.0000
1 1 1 4	26.0000
1 1 1 5	15.0000
1 1 1 6	26.0000
1 1 1 7	19.0000
1 1 1 8	15.0000
1 1 1 9	27.0000
1 1 1 10	9.0000
1 1 2 1	35.0000
1 1 2 2	17.0000
1 1 2 3	29.0000
1 1 2 4	35.0000
1 1 2 5	45.0000
1 1 2 6	30.0000
1 1 2 7	30.0000
1 1 2 8	39.0000
1 1 2 9	37.0000
1 1 2 10	29.0000
1 1 3 1	24.0000
1 1 3 2	35.0000
1 1 3 3	34.0000
1 1 3 4	32.0000
1 1 3 5	28.0000
1 1 3 6	30.0000
1 1 3 7	31.0000
1 1 3 8	29.0000
1 1 3 9	28.0000
1 1 3 10	26.0000
1 1 4 1	18.0000
1 1 4 2	21.0000
1 1 4 3	21.0000
1 1 4 4	28.0000
1 1 4 5	27.0000
1 1 4 6	25.0000
1 1 4 7	23.0000
1 1 4 8	33.0000
1 1 4 9	33.0000
1 1 4 10	33.0000
1 2 1 1	22.0000
1 2 1 2	20.0000
1 2 1 3	28.0000
1 2 1 4	28.0000
1 2 1 5	38.0000
1 2 1 6	30.0000
1 2 1 7	34.0000
1 2 1 8	29.0000
1 2 1 9	33.0000
1 2 1 10	21.0000
1 2 2 1	37.0000
1 2 2 2	21.0000
1 2 2 3	18.0000
1 2 2 4	37.0000
1 2 2 5	32.0000

DUP050308960

1	2	2	6	37.0000
1	2	2	7	39.0000
1	2	2	8	33.0000
1	2	2	9	35.0000
1	2	2	10	29.0000
1	2	3	1	23.0000
1	2	3	2	29.0000
1	2	3	3	30.0000
1	2	3	4	24.0000
1	2	3	5	22.0000
1	2	3	6	26.0000
1	2	3	7	15.0000
1	2	3	8	24.0000
1	2	3	9	18.0000
1	2	3	10	22.0000
1	2	4	1	27.0000
1	2	4	2	19.0000
1	2	4	3	29.0000
1	2	4	4	22.0000
1	2	4	5	30.0000
1	2	4	6	23.0000
1	2	4	7	19.0000
1	2	4	8	28.0000
1	2	4	9	7.0000
1	2	4	10	23.0000
1	3	1	1	18.0000
1	3	1	2	32.0000
1	3	1	3	20.0000
1	3	1	4	23.0000
1	3	1	5	31.0000
1	3	1	6	31.0000
1	3	1	7	22.0000
1	3	1	8	31.0000
1	3	1	9	25.0000
1	3	1	10	11.0000
1	3	2	1	26.0000
1	3	2	2	26.0000
1	3	2	3	34.0000
1	3	2	4	25.0000
1	3	2	5	30.0000
1	3	2	6	33.0000
1	3	2	7	27.0000
1	3	2	8	18.0000
1	3	2	9	27.0000
1	3	2	10	22.0000
1	3	3	1	27.0000
1	3	3	2	43.0000
1	3	3	3	44.0000
1	3	3	4	21.0000
1	3	3	5	37.0000
1	3	3	6	37.0000
1	3	3	7	21.0000
1	3	3	8	34.0000
1	3	3	9	30.0000
1	3	3	10	36.0000
1	3	4	1	34.0000
1	3	4	2	33.0000
1	3	4	3	29.0000
1	3	4	4	34.0000
1	3	4	5	28.0000

DUP050308961

1	3	4	6	37.0000
1	3	4	7	39.0000
1	3	4	8	27.0000
1	3	4	9	29.0000
1	3	4	10	26.0000
1	4	1	1	29.0000
1	4	1	2	30.0000
1	4	1	3	29.0000
1	4	1	4	26.0000
1	4	1	5	38.0000
1	4	1	6	35.0000
1	4	1	7	29.0000
1	4	1	8	31.0000
1	4	1	9	19.0000
1	4	1	10	29.0000
1	4	2	1	41.0000
1	4	2	2	33.0000
1	4	2	3	42.0000
1	4	2	4	23.0000
1	4	2	5	26.0000
1	4	2	6	41.0000
1	4	2	7	31.0000
1	4	2	8	21.0000
1	4	2	9	17.0000
1	4	2	10	35.0000
1	4	3	1	26.0000
1	4	3	2	27.0000
1	4	3	3	26.0000
1	4	3	4	25.0000
1	4	3	5	30.0000
1	4	3	6	20.0000
1	4	3	7	24.0000
1	4	3	8	26.0000
1	4	3	9	19.0000
1	4	3	10	20.0000
1	4	4	1	28.0000
1	4	4	2	20.0000
1	4	4	3	27.0000
1	4	4	4	20.0000
1	4	4	5	26.0000
1	4	4	6	28.0000
1	4	4	7	30.0000
1	4	4	8	33.0000
1	4	4	9	29.0000
1	4	4	10	37.0000
1	5	1	1	22.0000
1	5	1	2	23.0000
1	5	1	3	22.0000
1	5	1	4	28.0000
1	5	1	5	35.0000
1	5	1	6	29.0000
1	5	1	7	22.0000
1	5	1	8	31.0000
1	5	1	9	33.0000
1	5	1	10	25.0000
1	5	2	1	21.0000
1	5	2	2	27.0000
1	5	2	3	29.0000
1	5	2	4	34.0000
1	5	2	5	33.0000

DUP050308962

1	5	2	6	32.0000
1	5	2	7	26.0000
1	5	2	8	36.0000
1	5	2	9	31.0000
1	5	2	10	22.0000
1	5	3	1	26.0000
1	5	3	2	17.0000
1	5	3	3	20.0000
1	5	3	4	29.0000
1	5	3	5	23.0000
1	5	3	6	14.0000
1	5	3	7	21.0000
1	5	3	8	24.0000
1	5	3	9	25.0000
1	5	3	10	22.0000
1	5	4	1	33.0000
1	5	4	2	32.0000
1	5	4	3	30.0000
1	5	4	4	31.0000
1	5	4	5	18.0000
1	5	4	6	28.0000
1	5	4	7	26.0000
1	5	4	8	33.0000
1	5	4	9	33.0000
1	5	4	10	26.0000
2	1	1	1	35.0000
2	1	1	2	32.0000
2	1	1	3	27.0000
2	1	1	4	27.0000
2	1	1	5	29.0000
2	1	1	6	27.0000
2	1	1	7	22.0000
2	1	1	8	33.0000
2	1	1	9	41.0000
2	1	1	10	22.0000
2	1	2	1	20.0000
2	1	2	2	24.0000
2	1	2	3	17.0000
2	1	2	4	26.0000
2	1	2	5	33.0000
2	1	2	6	24.0000
2	1	2	7	32.0000
2	1	2	8	22.0000
2	1	2	9	15.0000
2	1	2	10	32.0000
2	1	3	1	32.0000
2	1	3	2	18.0000
2	1	3	3	16.0000
2	1	3	4	33.0000
2	1	3	5	20.0000
2	1	3	6	22.0000
2	1	3	7	23.0000
2	1	3	8	25.0000
2	1	3	9	19.0000
2	1	3	10	16.0000
2	1	4	1	27.0000
2	1	4	2	33.0000
2	1	4	3	33.0000
2	1	4	4	29.0000
2	1	4	5	36.0000

DUP050308963

2	1	4	6	34.0000
2	1	4	7	32.0000
2	1	4	8	26.0000
2	1	4	9	42.0000
2	1	4	10	48.0000
2	2	1	1	25.0000
2	2	1	2	30.0000
2	2	1	3	12.0000
2	2	1	4	22.0000
2	2	1	5	28.0000
2	2	1	6	19.0000
2	2	1	7	24.0000
2	2	1	8	24.0000
2	2	1	9	23.0000
2	2	1	10	31.0000
2	2	2	1	18.0000
2	2	2	2	29.0000
2	2	2	3	26.0000
2	2	2	4	34.0000
2	2	2	5	32.0000
2	2	2	6	24.0000
2	2	2	7	16.0000
2	2	2	8	30.0000
2	2	2	9	35.0000
2	2	2	10	44.0000
2	2	3	1	34.0000
2	2	3	2	32.0000
2	2	3	3	34.0000
2	2	3	4	28.0000
2	2	3	5	38.0000
2	2	3	6	23.0000
2	2	3	7	34.0000
2	2	3	8	32.0000
2	2	3	9	52.0000
2	2	3	10	32.0000
2	2	4	1	33.0000
2	2	4	2	30.0000
2	2	4	3	33.0000
2	2	4	4	20.0000
2	2	4	5	21.0000
2	2	4	6	25.0000
2	2	4	7	29.0000
2	2	4	8	43.0000
2	2	4	9	37.0000
2	2	4	10	26.0000
2	3	1	1	23.0000
2	3	1	2	35.0000
2	3	1	3	35.0000
2	3	1	4	28.0000
2	3	1	5	32.0000
2	3	1	6	19.0000
2	3	1	7	16.0000
2	3	1	8	20.0000
2	3	1	9	27.0000
2	3	1	10	26.0000
2	3	2	1	45.0000
2	3	2	2	19.0000
2	3	2	3	39.0000
2	3	2	4	31.0000
2	3	2	5	35.0000

DUP050308964

DUP050308965

2	3	2	6	31.0000
2	3	2	7	28.0000
2	3	2	8	30.0000
2	3	2	9	38.0000
2	3	2	10	38.0000
2	3	3	1	30.0000
2	3	3	2	30.0000
2	3	3	3	16.0000
2	3	3	4	39.0000
2	3	3	5	32.0000
2	3	3	6	25.0000
2	3	3	7	22.0000
2	3	3	8	23.0000
2	3	3	9	49.0000
2	3	3	10	22.0000
2	3	4	1	34.0000
2	3	4	2	34.0000
2	3	4	3	35.0000
2	3	4	4	30.0000
2	3	4	5	24.0000
2	3	4	6	28.0000
2	3	4	7	32.0000
2	3	4	8	35.0000
2	3	4	9	41.0000
2	3	4	10	47.0000
2	4	1	1	22.0000
2	4	1	2	28.0000
2	4	1	3	24.0000
2	4	1	4	31.0000
2	4	1	5	46.0000
2	4	1	6	28.0000
2	4	1	7	42.0000
2	4	1	8	29.0000
2	4	1	9	23.0000
2	4	1	10	34.0000
2	4	2	1	26.0000
2	4	2	2	48.0000
2	4	2	3	30.0000
2	4	2	4	26.0000
2	4	2	5	29.0000
2	4	2	6	33.0000
2	4	2	7	31.0000
2	4	2	8	36.0000
2	4	2	9	49.0000
2	4	2	10	49.0000
2	4	3	1	46.0000
2	4	3	2	46.0000
2	4	3	3	31.0000
2	4	3	4	25.0000
2	4	3	5	38.0000
2	4	3	6	30.0000
2	4	3	7	30.0000
2	4	3	8	38.0000
2	4	3	9	45.0000
2	4	3	10	42.0000
2	4	4	1	32.0000
2	4	4	2	34.0000
2	4	4	3	33.0000
2	4	4	4	24.0000
2	4	4	5	18.0000

DUP050308966

2	4	4	6	30.0000
2	4	4	7	25.0000
2	4	4	8	43.0000
2	4	4	9	29.0000
2	4	4	10	40.0000
2	5	1	1	30.0000
2	5	1	2	26.0000
2	5	1	3	30.0000
2	5	1	4	33.0000
2	5	1	5	26.0000
2	5	1	6	26.0000
2	5	1	7	44.0000
2	5	1	8	26.0000
2	5	1	9	30.0000
2	5	1	10	36.0000
2	5	2	1	30.0000
2	5	2	2	26.0000
2	5	2	3	24.0000
2	5	2	4	28.0000
2	5	2	5	23.0000
2	5	2	6	20.0000
2	5	2	7	30.0000
2	5	2	8	41.0000
2	5	2	9	41.0000
2	5	2	10	38.0000
2	5	3	1	30.0000
2	5	3	2	28.0000
2	5	3	3	20.0000
2	5	3	4	27.0000
2	5	3	5	31.0000
2	5	3	6	42.0000
2	5	3	7	26.0000
2	5	3	8	29.0000
2	5	3	9	34.0000
2	5	3	10	42.0000
2	5	4	1	27.0000
2	5	4	2	23.0000
2	5	4	3	26.0000
2	5	4	4	36.0000
2	5	4	5	18.0000
2	5	4	6	28.0000
2	5	4	7	32.0000
2	5	4	8	31.0000
2	5	4	9	34.0000
2	5	4	10	37.0000

GRAND MEAN 28.83500

DUP050308967

RESPONSE NUMBER 10 Y10=LYMPHOCYTES

ANOVA TABLE

SOURCE OF VARIATION	DEGREES OF FREEDOM	SUM OF SQUARES	MEAN SQUARE	F RATIO
TOTAL	399	.22005+05		
A = SEX	1	.75076+03	750.75999	4.75 *
B = PB-LEVEL	4	.69476+03	173.68999	1.10
AB	4	.26259+03	65.64750	.42
C = DOG	30	.47390+04	157.96666	3.92 **
D = TIME-PERIOD	9	.51216+03	56.90667	1.41
AD	9	.14239+04	158.21000	3.93 **
BD	36	.15022+04	41.72750	1.04
ABD	36	.12388+04	34.40999	.85
CD	270	.10881+05	40.29997	

* SIGNIFICANT AT THE .05 PROBABILITY LEVEL (ONE-TAIL TEST)
** SIGNIFICANT AT THE .01 PROBABILITY LEVEL (ONE-TAIL TEST)

DUP05308968

RESPONSE NUMBER 10 Y10=LYMPHOCYTES

MEANS TABLES

SEX MEANS

MALE	FEMALE
27.4650	30.2050

STANDARD ERROR OF A MEAN =	.8887
95% CONFIDENCE LIMITS =	1.8150
STANDARD ERROR OF THE DIFFERENCE BETWEEN TWO MEANS =	1.2568
LEAST SIGNIFICANT DIFFERENCE (LSD) =	2.5668

PB-LEVEL MEANS

0PPM	10PPM	50PPM	100PPM	500PPM
27.2500	27.7875	29.7625	30.8625	28.5125

STANDARD ERROR OF A MEAN =	1.4052
95% CONFIDENCE LIMITS =	2.8698
STANDARD ERROR OF THE DIFFERENCE BETWEEN TWO MEANS =	1.9873
LEAST SIGNIFICANT DIFFERENCE (LSD) =	4.0585

SEX * PB-LEVEL INTERACTION

SEX PB-LEVEL

	0PPM	10PPM	50PPM	100PPM	500PPM
MALE	26.9000	26.5250	28.9500	28.1500	26.8000
FEMALE	27.6000	29.0500	30.5750	33.5750	30.2250
DIFFERENCES	-.7000	-2.5250	-1.6250	-5.4250	-3.4250

STANDARD ERROR OF A MEAN =	1.9873
95% CONFIDENCE LIMITS =	4.0585
STANDARD ERROR OF THE DIFFERENCE BETWEEN TWO MEANS =	2.8104
LEAST SIGNIFICANT DIFFERENCE (LSD) =	5.7396

DUP05030896

THREE WAY TABLE OF MEANS FOR FACTORS SEX , PB-LEVEL , DOG

SEX AT LEVEL MALE

PB-LEVEL DOG

	1	2	3	4
0PPM	19.1000	32.6000	29.7000	26.2000
10PPM	28.3000	31.8000	23.3000	22.7000
50PPM	24.4000	26.8000	33.0000	31.6000
100PPM	29.5000	31.0000	24.3000	27.8000
500PPM	27.0000	29.1000	22.1000	29.0000

SEX AT LEVEL FEMALE

PB-LEVEL DOG

	1	2	3	4
0PPM	29.5000	24.5000	22.4000	34.0000
10PPM	23.8000	28.8000	33.9000	29.7000
50PPM	26.1000	33.4000	28.8000	34.0000
100PPM	30.7000	35.7000	37.1000	30.8000
500PPM	30.7000	30.1000	30.9000	29.2000

TIME-PERIOD MEANS

1 MON	2 MON	3 MON	6 MON	9 MON	12 MON	15 MON	18 MON	21 MON	24 MON
28.5500	27.9750	27.5250	28.2000	29.5250	28.2500	27.4500	29.7750	30.9750	30.1250

STANDARD ERROR OF A MEAN = 1.0037
95% CONFIDENCE LIMITS = 1.9762
STANDARD ERROR OF THE DIFFERENCE BETWEEN TWO MEANS = 1.4195
LEAST SIGNIFICANT DIFFERENCE (LSD) = 2.7947

DUP050308970

SEX * TIME-PERIOD INTERACTION

SEX TIME-PERIOD

	1 MON	2 MON	3 MON	6 MON	9 MON	12 MON	15 MON	18 MON	21 MON	24 MON
MALE	27.1500	25.7000	28.0000	27.5500	29.6000	29.6000	26.4000	28.7500	26.7500	25.1500
FEMALE	29.9500	30.2500	27.0500	28.8500	29.4500	26.9000	28.5000	30.8000	35.2000	35.1000
DIFFERENCES	-2.8000	-4.5500	.9500	-1.3000	.1500	2.7000	-2.1000	-2.0500	-8.4500	-9.9500

PB-LEVEL * TIME-PERIOD INTERACTION

PB-LEVEL TIME-PERIOD

	1 MON	2 MON	3 MON	6 MON	9 MON	12 MON	15 MON	18 MON	21 MON	24 MON
0PPM	27.1250	23.6250	24.5000	29.5000	29.1250	27.2500	26.5000	27.7500	30.2500	26.8750
10PPM	27.3750	26.2500	26.2500	26.8750	30.1250	25.8750	26.2500	30.3750	30.0000	28.5000
50PPM	29.6250	31.5000	31.5000	28.8750	31.1250	30.1250	25.8750	27.2500	33.2500	28.5000
100PPM	31.2500	33.2500	30.2500	25.0000	31.3750	30.6250	30.2500	32.1250	28.7500	35.7500
500PPM	27.3750	25.2500	25.1250	30.7500	25.8750	27.3750	28.3750	31.3750	32.6250	31.0000

THREE WAY TABLE OF MEANS FOR FACTORS SEX , PB-LEVEL , TIME-PERIOD
SEX AT LEVEL MALE

PB-LEVEL TIME-PERIOD

	1 MON	2 MON	3 MON	6 MON	9 MON	12 MON	15 MON	18 MON	21 MON	24 MON
0PPM	25.7500	20.5000	25.7500	30.2500	28.7500	27.7500	25.7500	29.0000	31.2500	24.2500
10PPM	27.2500	22.2500	26.2500	27.7500	30.5000	29.0000	26.7500	28.5000	23.2500	23.7500
50PPM	26.2500	33.5000	31.7500	25.7500	31.5000	34.5000	27.2500	27.5000	27.7500	23.7500
100PPM	31.0000	27.5000	31.0000	23.5000	30.0000	31.0000	28.5000	27.7500	21.0000	30.2500
500PPM	25.5000	24.7500	25.2500	30.5000	27.2500	25.7500	23.7500	31.0000	30.5000	23.7500

DUP050308971

SEX AT LEVEL FEMALE

PB-LEVEL TIME-PERIOD

	1 MON	2 MON	3 MON	6 MON	9 MON	12 MON	15 MON	18 MON	21 MON	24 MON
0PPM	28.5000	26.7500	23.2500	28.7500	29.5000	26.7500	27.2500	26.5000	29.2500	29.5000
10PPM	27.5000	30.2500	26.2500	26.0000	29.7500	22.7500	25.7500	32.2500	36.7500	33.2500
50PPM	33.0000	29.5000	31.2500	32.0000	30.7500	25.7500	24.5000	27.0000	38.7500	33.2500
100PPM	31.5000	39.0000	29.5000	26.5000	32.7500	30.2500	32.0000	36.5000	35.5000	41.2500
500PPM	29.2500	25.7500	25.0000	31.0000	24.5000	29.0000	33.0000	31.7500	34.7500	38.2500

DUP050308972

SYMBOLS USED IN 2- AND 3-WAY MEANS PLOTS

1 = LEVEL 1
2 = LEVEL 2
3 = LEVEL 3
4 = LEVEL 4
5 = LEVEL 5
* = REPEATED SYMBOLS

DUP05030897

SEX MEANS



PB-LEVEL MEANS



179

DUP05308974

PB-LEVEL * SEX

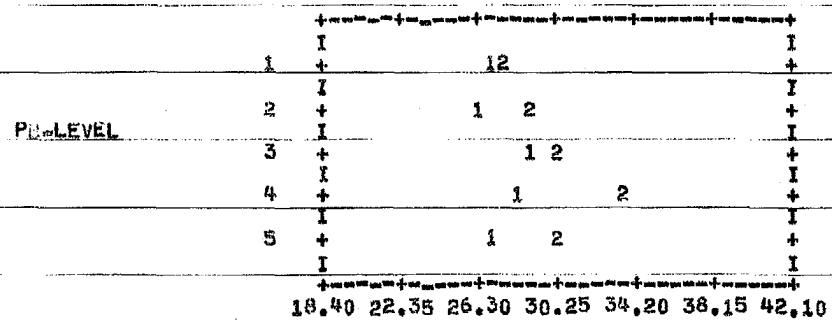

SEX
SEX AT LEVEL MALE

* PB-LEVEL * DOG

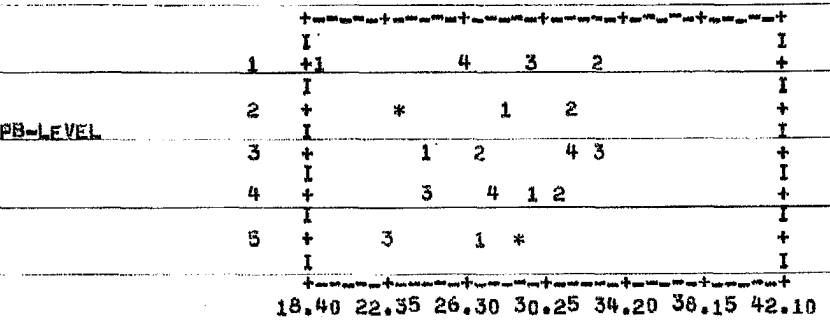

DUP05030897

SEX * PB-LEVEL * DOG TIME-PERIOD MEANS
SEX AT LEVEL FEMALE

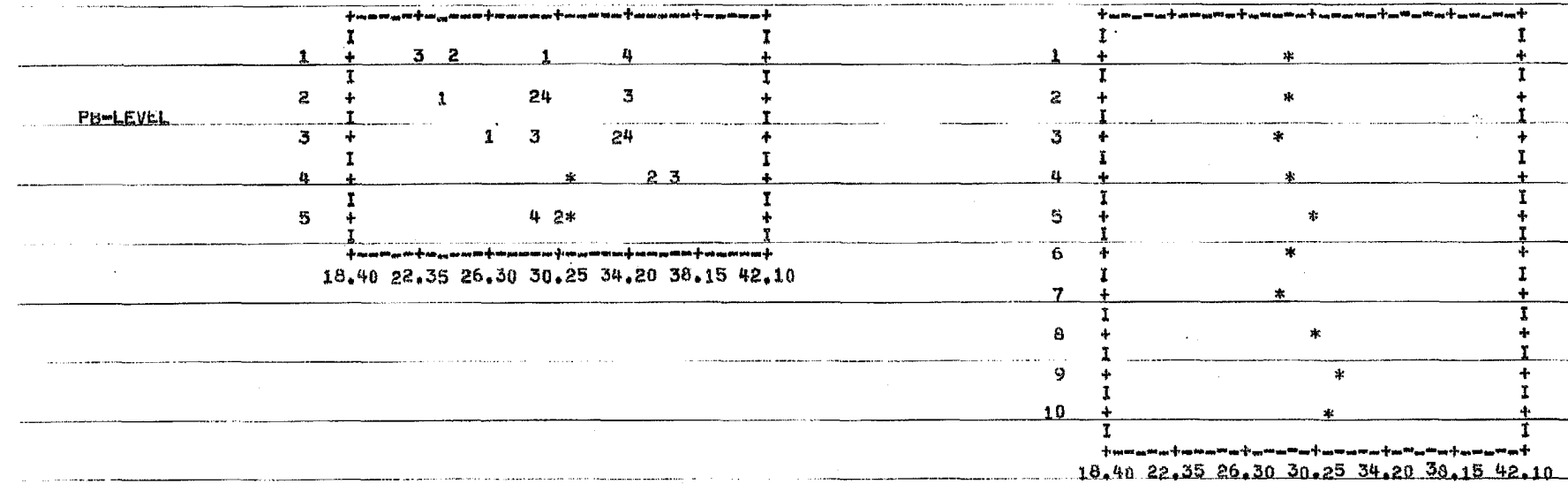

DUP050308976

TIME-PERIOD * SEX

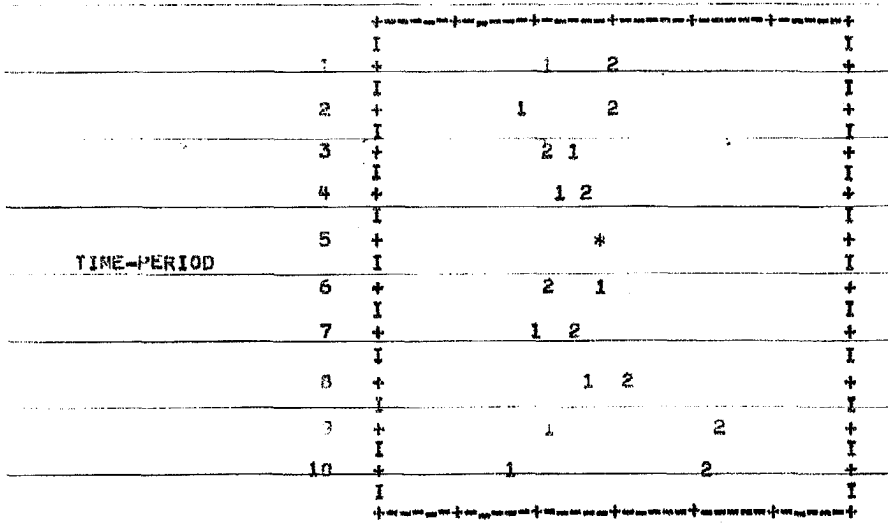

TIME-PERIOD * PB-LEVEL

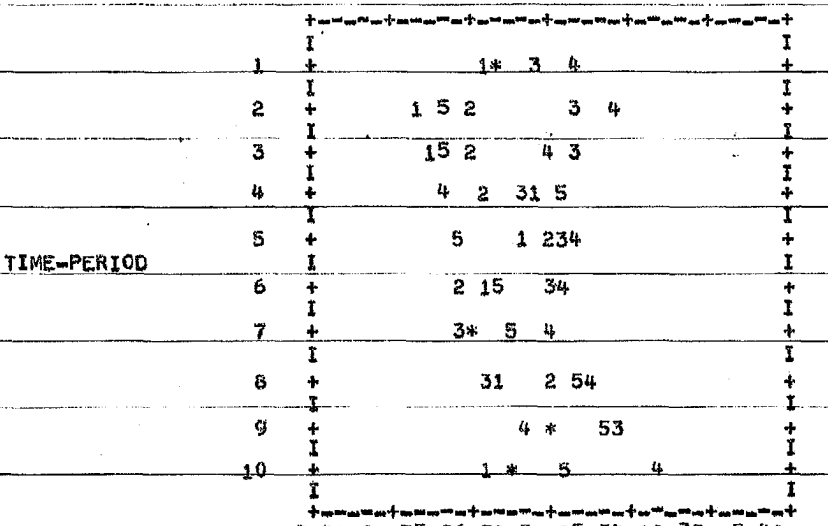

DUP05308977

SEX * TIME-PERIOD * PB-LEVEL
SEX AT LEVEL MALE



SEX * TIME-PERIOD * PB-LEVEL
SEX AT LEVEL FEMALE

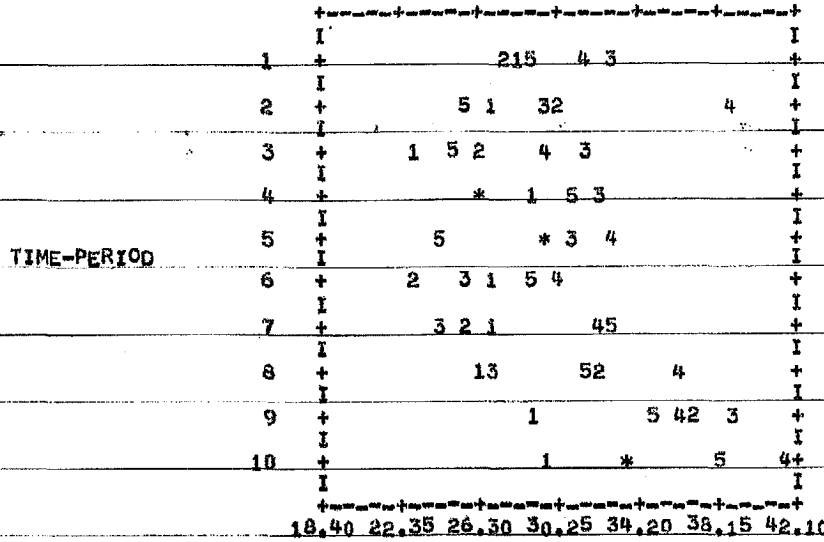

DUP050308978

RESPONSE NUMBER 11 Y11=EOSINOPHILS

CELL IDENTIFICATION	CELL MEAN
1 1 1 1	10.0000
1 1 1 2	2.0000
1 1 1 3	3.0000
1 1 1 4	3.0000
1 1 1 5	7.0000
1 1 1 6	1.0000
1 1 1 7	4.0000
1 1 1 8	3.0000
1 1 1 9	10.0000
1 1 1 10	6.0000
1 1 2 1	18.0000
1 1 2 2	36.0000
1 1 2 3	12.0000
1 1 2 4	18.0000
1 1 2 5	8.0000
1 1 2 6	7.0000
1 1 2 7	22.0000
1 1 2 8	7.0000
1 1 2 9	6.0000
1 1 2 10	7.0000
1 1 3 1	6.0000
1 1 3 2	.0000
1 1 3 3	10.0000
1 1 3 4	17.0000
1 1 3 5	22.0000
1 1 3 6	8.0000
1 1 3 7	10.0000
1 1 3 8	27.0000
1 1 3 9	14.0000
1 1 3 10	10.0000
1 1 4 1	20.0000
1 1 4 2	7.0000
1 1 4 3	20.0000
1 1 4 4	14.0000
1 1 4 5	15.0000
1 1 4 6	23.0000
1 1 4 7	11.0000
1 1 4 8	6.0000
1 1 4 9	6.0000
1 1 4 10	8.0000
1 2 1 1	12.0000
1 2 1 2	17.0000
1 2 1 3	21.0000
1 2 1 4	13.0000
1 2 1 5	7.0000
1 2 1 6	13.0000
1 2 1 7	14.0000
1 2 1 8	14.0000
1 2 1 9	9.0000
1 2 1 10	6.0000
1 2 2 1	6.0000
1 2 2 2	22.0000
1 2 2 3	15.0000
1 2 2 4	5.0000
1 2 2 5	14.0000

DUP050308979

1	2	2	6	2.0000
1	2	2	7	6.0000
1	2	2	8	4.0000
1	2	2	9	6.0000
1	2	2	10	3.0000
1	2	3	1	9.0000
1	2	3	2	20.0000
1	2	3	3	11.0000
1	2	3	4	19.0000
1	2	3	5	21.0000
1	2	3	6	13.0000
1	2	3	7	22.0000
1	2	3	8	15.0000
1	2	3	9	15.0000
1	2	3	10	10.0000
1	2	4	1	4.0000
1	2	4	2	7.0000
1	2	4	3	3.0000
1	2	4	4	6.0000
1	2	4	5	10.0000
1	2	4	6	6.0000
1	2	4	7	13.0000
1	2	4	8	4.0000
1	2	4	9	10.0000
1	2	4	10	6.0000
1	3	1	1	4.0000
1	3	1	2	11.0000
1	3	1	3	4.0000
1	3	1	4	6.0000
1	3	1	5	8.0000
1	3	1	6	8.0000
1	3	1	7	14.0000
1	3	1	8	3.0000
1	3	1	9	2.0000
1	3	1	10	10.0000
1	3	2	1	3.0000
1	3	2	2	9.0000
1	3	2	3	14.0000
1	3	2	4	8.0000
1	3	2	5	15.0000
1	3	2	6	9.0000
1	3	2	7	4.0000
1	3	2	8	7.0000
1	3	2	9	4.0000
1	3	2	10	3.0000
1	3	3	1	11.0000
1	3	3	2	12.0000
1	3	3	3	6.0000
1	3	3	4	8.0000
1	3	3	5	5.0000
1	3	3	6	4.0000
1	3	3	7	4.0000
1	3	3	8	5.0000
1	3	3	9	6.0000
1	3	3	10	6.0000
1	3	4	1	6.0000
1	3	4	2	9.0000
1	3	4	3	6.0000
1	3	4	4	9.0000
1	3	4	5	16.0000

DUP050308980

1	3	4	6	2.0000
1	3	4	7	10.0000
1	3	4	8	9.0000
1	3	4	9	7.0000
1	3	4	10	7.0000
1	4	1	1	8.0000
1	4	1	2	6.0000
1	4	1	3	7.0000
1	4	1	4	9.0000
1	4	1	5	8.0000
1	4	1	6	5.0000
1	4	1	7	8.0000
1	4	1	8	13.0000
1	4	1	9	34.0000
1	4	1	10	21.0000
1	4	2	1	10.0000
1	4	2	2	5.0000
1	4	2	3	6.0000
1	4	2	4	9.0000
1	4	2	5	13.0000
1	4	2	6	9.0000
1	4	2	7	15.0000
1	4	2	8	10.0000
1	4	2	9	6.0000
1	4	2	10	2.0000
1	4	3	1	21.0000
1	4	3	2	8.0000
1	4	3	3	9.0000
1	4	3	4	12.0000
1	4	3	5	34.0000
1	4	3	6	15.0000
1	4	3	7	9.0000
1	4	3	8	9.0000
1	4	3	9	7.0000
1	4	3	10	13.0000
1	4	4	1	29.0000
1	4	4	2	31.0000
1	4	4	3	10.0000
1	4	4	4	26.0000
1	4	4	5	38.0000
1	4	4	6	10.0000
1	4	4	7	3.0000
1	4	4	8	8.0000
1	4	4	9	10.0000
1	4	4	10	13.0000
1	5	1	1	7.0000
1	5	1	2	4.0000
1	5	1	3	12.0000
1	5	1	4	5.0000
1	5	1	5	2.0000
1	5	1	6	6.0000
1	5	1	7	7.0000
1	5	1	8	5.0000
1	5	1	9	7.0000
1	5	1	10	5.0000
1	5	2	1	8.0000
1	5	2	2	9.0000
1	5	2	3	6.0000
1	5	2	4	6.0000
1	5	2	5	5.0000

DUP050308981

1	5	2	6	3.0000
1	5	2	7	4.0000
1	5	2	8	4.0000
1	5	2	9	6.0000
1	5	2	10	6.0000
1	5	3	1	9.0000
1	5	3	2	6.0000
1	5	3	3	9.0000
1	5	3	4	10.0000
1	5	3	5	9.0000
1	5	3	6	3.0000
1	5	3	7	5.0000
1	5	3	8	3.0000
1	5	3	9	2.0000
1	5	3	10	3.0000
1	5	4	1	5.0000
1	5	4	2	6.0000
1	5	4	3	3.0000
1	5	4	4	5.0000
1	5	4	5	9.0000
1	5	4	6	2.0000
1	5	4	7	4.0000
1	5	4	8	2.0000
1	5	4	9	3.0000
1	5	4	10	3.0000
2	1	1	1	8.0000
2	1	1	2	4.0000
2	1	1	3	3.0000
2	1	1	4	3.0000
2	1	1	5	6.0000
2	1	1	6	7.0000
2	1	1	7	3.0000
2	1	1	8	7.0000
2	1	1	9	7.0000
2	1	1	10	6.0000
2	1	2	1	4.0000
2	1	2	2	10.0000
2	1	2	3	10.0000
2	1	2	4	13.0000
2	1	2	5	2.0000
2	1	2	6	10.0000
2	1	2	7	15.0000
2	1	2	8	7.0000
2	1	2	9	26.0000
2	1	2	10	9.0000
2	1	3	1	12.0000
2	1	3	2	17.0000
2	1	3	3	15.0000
2	1	3	4	9.0000
2	1	3	5	14.0000
2	1	3	6	10.0000
2	1	3	7	8.0000
2	1	3	8	15.0000
2	1	3	9	18.0000
2	1	3	10	12.0000
2	1	4	1	4.0000
2	1	4	2	3.0000
2	1	4	3	7.0000
2	1	4	4	8.0000
2	1	4	5	8.0000

DUP050308982

2	1	4	6	1.0000
2	1	4	7	6.0000
2	1	4	8	6.0000
2	1	4	9	11.0000
2	1	4	10	6.0000
2	2	1	1	6.0000
2	2	1	2	5.0000
2	2	1	3	4.0000
2	2	1	4	26.0000
2	2	1	5	9.0000
2	2	1	6	10.0000
2	2	1	7	1.0000
2	2	1	8	10.0000
2	2	1	9	21.0000
2	2	1	10	4.0000
2	2	2	1	8.0000
2	2	2	2	2.0000
2	2	2	3	9.0000
2	2	2	4	12.0000
2	2	2	5	14.0000
2	2	2	6	11.0000
2	2	2	7	20.0000
2	2	2	8	5.0000
2	2	2	9	10.0000
2	2	2	10	2.0000
2	2	3	1	4.0000
2	2	3	2	22.0000
2	2	3	3	5.0000
2	2	3	4	12.0000
2	2	3	5	7.0000
2	2	3	6	10.0000
2	2	3	7	3.0000
2	2	3	8	8.0000
2	2	3	9	9.0000
2	2	3	10	29.0000
2	2	4	1	5.0000
2	2	4	2	6.0000
2	2	4	3	12.0000
2	2	4	4	4.0000
2	2	4	5	6.0000
2	2	4	6	18.0000
2	2	4	7	14.0000
2	2	4	8	6.0000
2	2	4	9	10.0000
2	2	4	10	23.0000
2	3	1	1	5.0000
2	3	1	2	2.0000
2	3	1	3	7.0000
2	3	1	4	3.0000
2	3	1	5	9.0000
2	3	1	6	3.0000
2	3	1	7	2.0000
2	3	1	8	4.0000
2	3	1	9	7.0000
2	3	1	10	9.0000
2	3	2	1	5.0000
2	3	2	2	14.0000
2	3	2	3	18.0000
2	3	2	4	12.0000
2	3	2	5	15.0000

DUP050308983

2	3	2	6	4.0000
2	3	2	7	11.0000
2	3	2	8	16.0000
2	3	2	9	6.0000
2	3	2	10	3.0000
2	3	3	1	2.0000
2	3	3	2	3.0000
2	3	3	3	5.0000
2	3	3	4	2.0000
2	3	3	5	17.0000
2	3	3	6	11.0000
2	3	3	7	10.0000
2	3	3	8	5.0000
2	3	3	9	4.0000
2	3	3	10	12.0000
2	3	4	1	8.0000
2	3	4	2	8.0000
2	3	4	3	10.0000
2	3	4	4	12.0000
2	3	4	5	12.0000
2	3	4	6	10.0000
2	3	4	7	10.0000
2	3	4	8	9.0000
2	3	4	9	7.0000
2	3	4	10	18.0000
2	4	1	1	2.0000
2	4	1	2	9.0000
2	4	1	3	8.0000
2	4	1	4	12.0000
2	4	1	5	7.0000
2	4	1	6	14.0000
2	4	1	7	8.0000
2	4	1	8	10.0000
2	4	1	9	8.0000
2	4	1	10	7.0000
2	4	2	1	5.0000
2	4	2	2	7.0000
2	4	2	3	4.0000
2	4	2	4	10.0000
2	4	2	5	8.0000
2	4	2	6	10.0000
2	4	2	7	4.0000
2	4	2	8	9.0000
2	4	2	9	4.0000
2	4	2	10	9.0000
2	4	3	1	.0000
2	4	3	2	5.0000
2	4	3	3	6.0000
2	4	3	4	15.0000
2	4	3	5	1.0000
2	4	3	6	6.0000
2	4	3	7	1.0000
2	4	3	8	2.0000
2	4	3	9	2.0000
2	4	3	10	3.0000
2	4	4	1	4.0000
2	4	4	2	7.0000
2	4	4	3	8.0000
2	4	4	4	9.0000
2	4	4	5	5.0000

DUP050308985

2	4	4	6	6.0000
2	4	4	7	7.0000
2	4	4	8	11.0000
2	4	4	9	5.0000
2	4	4	10	8.0000
2	5	1	1	6.0000
2	5	1	2	7.0000
2	5	1	3	14.0000
2	5	1	4	10.0000
2	5	1	5	14.0000
2	5	1	6	7.0000
2	5	1	7	6.0000
2	5	1	8	22.0000
2	5	1	9	23.0000
2	5	1	10	16.0000
2	5	2	1	8.0000
2	5	2	2	12.0000
2	5	2	3	14.0000
2	5	2	4	17.0000
2	5	2	5	4.0000
2	5	2	6	15.0000
2	5	2	7	8.0000
2	5	2	8	8.0000
2	5	2	9	8.0000
2	5	2	10	17.0000
2	5	3	1	1.0000
2	5	3	2	6.0000
2	5	3	3	10.0000
2	5	3	4	9.0000
2	5	3	5	7.0000
2	5	3	6	13.0000
2	5	3	7	17.0000
2	5	3	8	8.0000
2	5	3	9	13.0000
2	5	3	10	18.0000
2	5	4	1	1.0000
2	5	4	2	12.0000
2	5	4	3	10.0000
2	5	4	4	7.0000
2	5	4	5	13.0000
2	5	4	6	11.0000
2	5	4	7	10.0000
2	5	4	8	12.0000
2	5	4	9	14.0000
2	5	4	10	16.0000

GRAND MEAN 9.25000

DUP05030898



DUP050308984

RESPONSE NUMBER 11 Y11=EOSINOPHILS

ANOVA TABLE

SOURCE OF VARIATION	DEGREES OF FREEDOM	SUM OF SQUARES	MEAN SQUARE	F RATIO
TOTAL	399	.14831+05		
A = SEX	1	.33640+02	33.64000	.45
B = PB-LEVEL	4	.41883+03	104.70625	1.41
AB	4	.15436+04	385.89623	5.18 **
C = DOG	30	.22337+04	74.45833	2.58 **
D = TIME-PERIOD	9	.36710+03	40.78889	1.42
AD	9	.82836+03	92.03999	3.20 **
BD	36	.72907+03	20.25208	.70
ABD	36	.89941+03	24.98374	.87
CD	270	.77772+04	28.80461	

* SIGNIFICANT AT THE .05 PROBABILITY LEVEL (ONE-TAIL TEST)
** SIGNIFICANT AT THE .01 PROBABILITY LEVEL (ONE-TAIL TEST)

DUP050308987

RESPONSE NUMBER 11 Y11=EOSINOPHILS

MEANS TABLES

SEX MEANS

MALE	FEMALE
9.5400	8.9600

STANDARD ERROR OF A MEAN =	.6102
95% CONFIDENCE LIMITS =	1.2461
STANDARD ERROR OF THE DIFFERENCE BETWEEN TWO MEANS =	.8629
LEAST SIGNIFICANT DIFFERENCE (LSD) =	1.7622

PB-LEVEL MEANS

0PPM	10PPM	50PPM	100PPM	500PPM
9.9250	10.4375	7.8000	9.8125	8.2750

STANDARD ERROR OF A MEAN =	.9647
95% CONFIDENCE LIMITS =	1.9703
STANDARD ERROR OF THE DIFFERENCE BETWEEN TWO MEANS =	1.3644
LEAST SIGNIFICANT DIFFERENCE (LSD) =	2.7864

SEX * PB-LEVEL INTERACTION

SEX PB-LEVEL

	0PPM	10PPM	50PPM	100PPM	500PPM
MALE	11.1000	10.8250	7.3500	12.9750	5.4500
FEMALE	8.7500	10.0500	8.2500	6.6500	11.1000
DIFFERENCES	2.3500	.7750	-.9000	6.3250	-5.6500

STANDARD ERROR OF A MEAN =	1.3644
95% CONFIDENCE LIMITS =	2.7864
STANDARD ERROR OF THE DIFFERENCE BETWEEN TWO MEANS =	1.9295
LEAST SIGNIFICANT DIFFERENCE (LSD) =	3.9405

DUP050308988

SPEEDIF-O® MOORE BUSINESS FORMS INC S

THREE WAY TABLE OF MEANS FOR FACTORS SEX , PB-LEVEL , DOG

SEX AT LEVEL MALE

PB-LEVEL DOG

	1	2	3	4
0PPM	4.9000	14.1000	12.4000	13.0000
10PPM	12.6000	8.3000	15.5000	6.9000
50PPM	7.0000	7.6000	6.7000	8.1000
100PPM	11.9000	8.5000	13.7000	17.8000
500PPM	6.0000	5.7000	5.9000	4.2000

SEX AT LEVEL FEMALE

PB-LEVEL DOG

	1	2	3	4
0PPM	5.4000	10.6000	13.0000	6.0000
10PPM	9.6000	9.3000	10.9000	10.4000
50PPM	5.1000	10.4000	7.1000	10.4000
100PPM	8.5000	7.0000	4.1000	7.0000
500PPM	12.5000	11.1000	10.2000	10.6000

TIME-PERIOD MEANS

1 MON	2 MON	3 MON	6 MON	9 MON	12 MON	15 MON	18 MON	21 MON	24 MON
7.6000	9.7000	9.1500	10.3250	11.1000	8.4000	8.8250	8.4500	9.5750	9.3750

STANDARD ERROR OF A MEAN = .8486
95% CONFIDENCE LIMITS = 1.6707
STANDARD ERROR OF THE DIFFERENCE BETWEEN TWO MEANS = 1.2001
LEAST SIGNIFICANT DIFFERENCE (LSD) = 2.3628

DUP050308989

SEX * TIME-PERIOD INTERACTION

SEX TIME-PERIOD

	1 MON	2 MON	3 MON	6 MON	9 MON	12 MON	15 MON	18 MON	21 MON	24 MON
MALE	10.3000	11.3500	9.3500	10.4000	13.3000	7.4500	9.4500	7.9000	8.5000	7.4000
FEMALE	4.9000	8.0500	8.9500	10.2500	8.9000	9.3500	8.2000	9.0000	10.6500	11.3500
DIFFERENCES	5.4000	3.3000	.4000	.1500	4.4000	-1.9000	1.2500	-1.1000	-2.1500	-3.9500

PB-LEVEL * TIME-PERIOD INTERACTION

PB-LEVEL TIME-PERIOD

	1 MON	2 MON	3 MON	6 MON	9 MON	12 MON	15 MON	18 MON	21 MON	24 MON
0PPM	10.2500	9.8750	10.0000	10.6250	10.2500	8.3750	9.8750	9.7500	12.2500	8.0000
10PPM	6.7500	12.6250	10.0000	12.1250	11.0000	10.3750	11.6250	8.2500	11.2500	10.3750
50PPM	5.5000	8.5000	8.7500	7.5000	12.1250	6.3750	8.1250	7.2500	5.3750	8.5000
100PPM	9.8750	9.7500	7.2500	12.7500	14.2500	9.3750	6.8750	9.0000	9.5000	9.5000
500PPM	5.6250	7.7500	9.7500	8.6250	7.8750	7.5000	7.6250	8.0000	9.5000	10.5000

THREE WAY TABLE OF MEANS FOR FACTORS SEX , PB-LEVEL , TIME-PERIOD
SEX AT LEVEL MALE

PB-LEVEL TIME-PERIOD

	1 MON	2 MON	3 MON	6 MON	9 MON	12 MON	15 MON	18 MON	21 MON	24 MON
0PPM	13.5000	11.2500	11.2500	13.0000	13.0000	9.7500	11.7500	10.7500	9.0000	7.7500
10PPM	7.7500	16.5000	12.5000	10.7500	13.0000	8.5000	13.7500	9.2500	10.0000	6.2500
50PPM	6.0000	10.2500	7.5000	7.7500	11.0000	5.7500	8.0000	6.0000	4.7500	6.5000
100PPM	17.0000	12.5000	8.0000	14.0000	23.2500	9.7500	8.7500	10.0000	14.2500	12.2500
500PPM	7.2500	6.2500	7.5000	6.5000	6.2500	3.5000	5.0000	3.5000	4.5000	4.2500

DUP05030899O

SEX AT LEVEL FEMALE

PB-LEVEL TIME-PERIOD

	1 MON	2 MON	3 MON	6 MON	9 MON	12 MON	15 MON	18 MON	21 MON	24 MON
0PPM	7.0000	8.5000	8.7500	8.2500	7.5000	7.0000	8.0000	8.7500	15.5000	8.2500
10PPM	5.7500	8.7500	7.5000	13.5000	9.0000	12.2500	9.5000	7.2500	12.5000	14.5000
50PPM	5.0000	6.7500	10.0000	7.2500	13.2500	7.0000	8.2500	8.5000	6.0000	10.5000
100PPM	2.7500	7.0000	6.5000	11.5000	5.2500	9.0000	5.0000	8.0000	4.7500	6.7500
500PPM	4.0000	9.2500	12.0000	10.7500	9.5000	11.5000	10.2500	12.5000	14.5000	16.7500

DUP05308991

SYMBOLS USED IN 2- AND 3-WAY MEANS PLOTS

1 = LEVEL 1
2 = LEVEL 2
3 = LEVEL 3
4 = LEVEL 4
5 = LEVEL 5
* = REPEATED SYMBOLS

DUP050308992

SEX MEANS

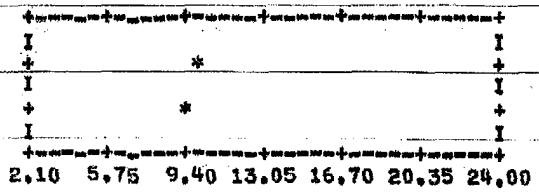

PB-LEVEL MEANS

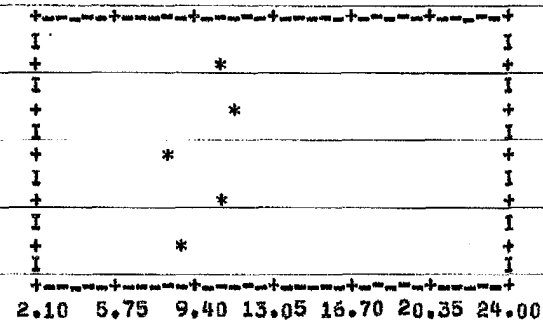

197

DUP050308993

PB-LEVEL * SEX

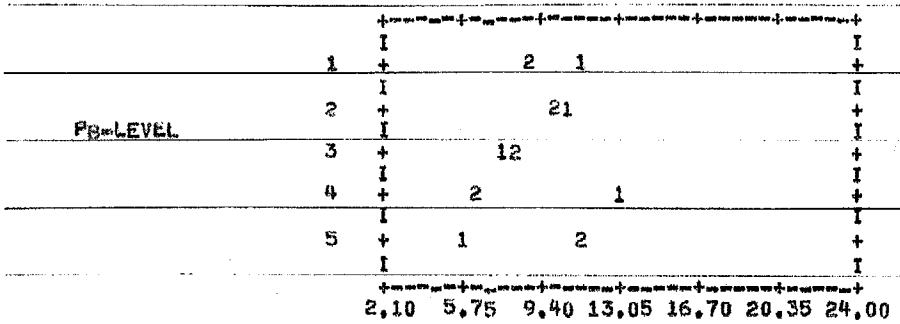

SEX
SEX

* PB-LEVEL * DOG
AT LEVEL MALE

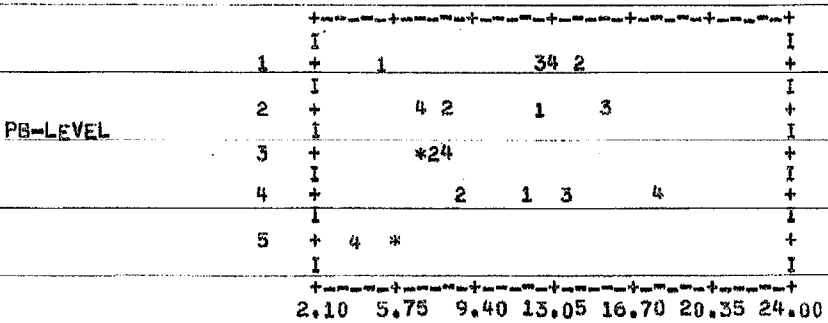

198

DUP050308994

SEX * PB-LEVEL * DOG TIME-PERIOD MEANS
SEX AT LEVEL FEMALE



DUP050308995

TIME-PERIOD * SEX

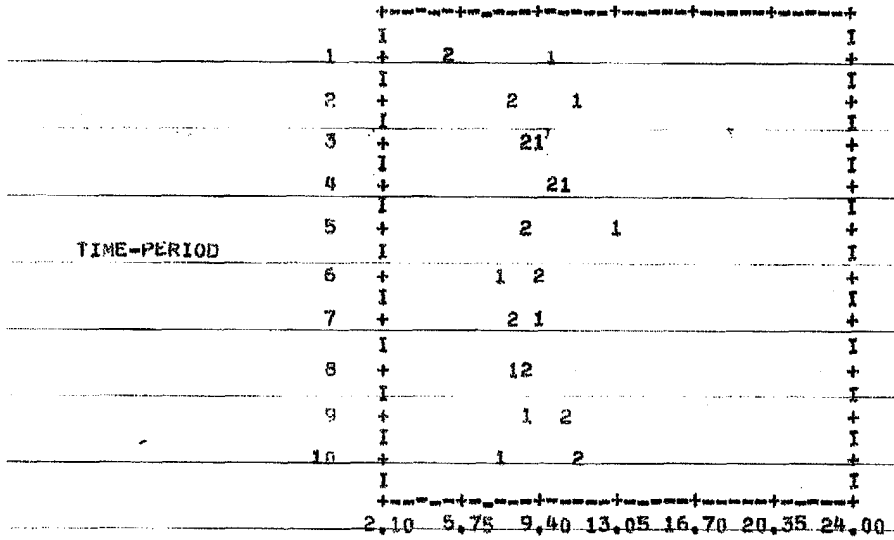

TIME-PERIOD * PB-LEVEL

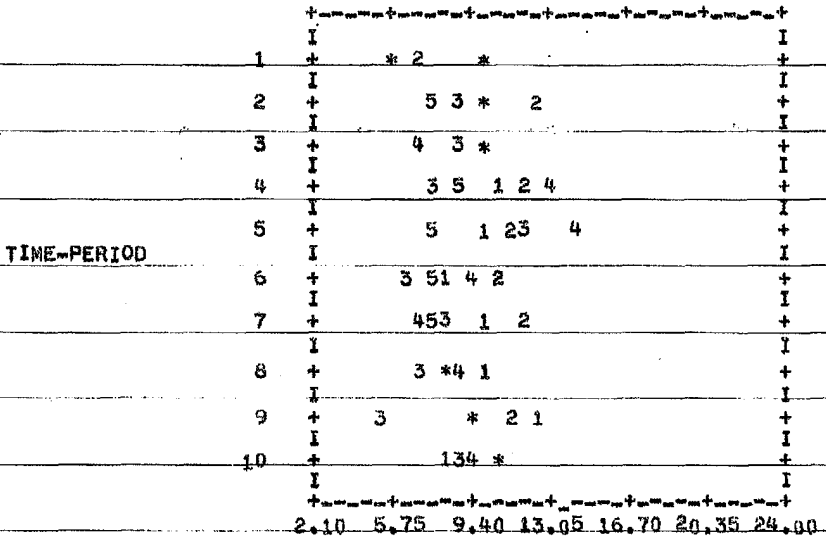

DUP050308996

SEX * TIME-PERIOD * PB-LEVEL
SEX AT LEVEL MALE

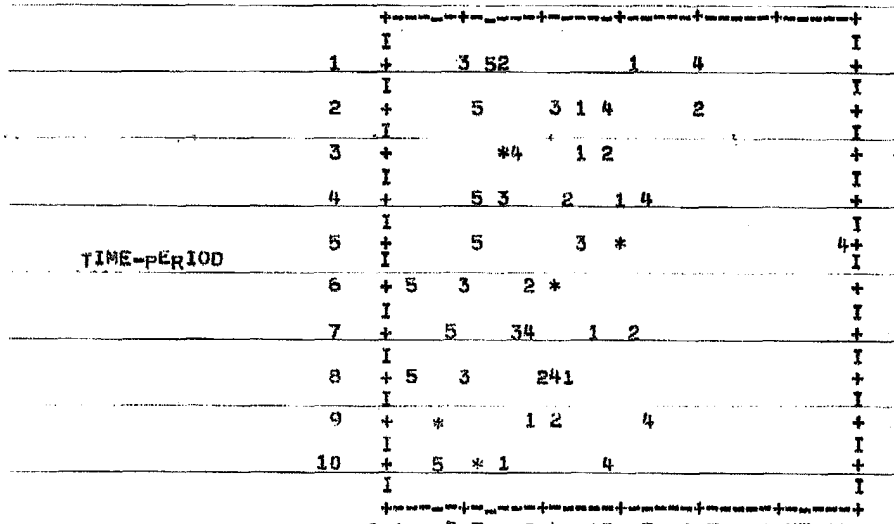

SEX * TIME-PERIOD * PB-LEVEL
SEX AT LEVEL FEMALE

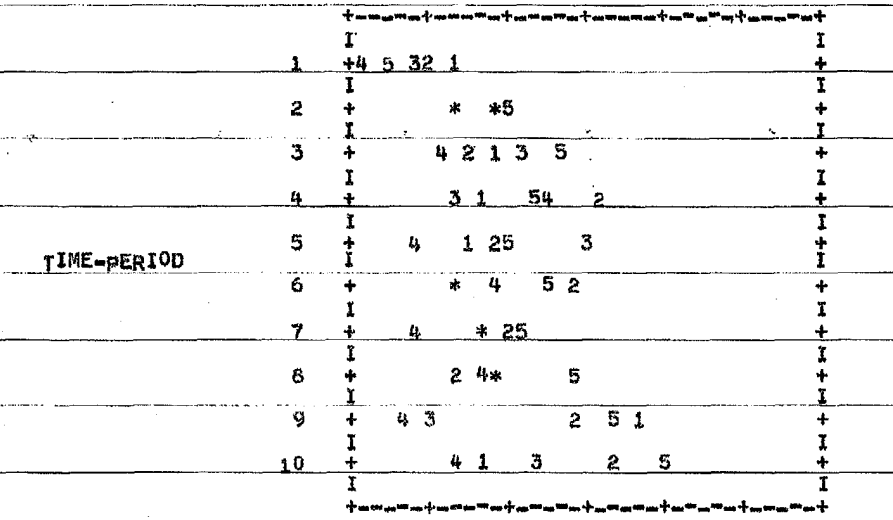

DUP050308997

RESPONSE NUMBER 12 Y12=MONOCYTES

CELL IDENTIFICATION	CELL MEAN
1 1 1 1	3.0000
1 1 1 2	1.0000
1 1 1 3	6.0000
1 1 1 4	2.0000
1 1 1 5	1.0000
1 1 1 6	1.0000
1 1 1 7	3.0000
1 1 1 8	2.0000
1 1 1 9	3.0000
1 1 1 10	4.0000
1 1 2 1	5.0000
1 1 2 2	10.0000
1 1 2 3	6.0000
1 1 2 4	5.0000
1 1 2 5	5.0000
1 1 2 6	5.0000
1 1 2 7	8.0000
1 1 2 8	5.0000
1 1 2 9	4.0000
1 1 2 10	6.0000
1 1 3 1	6.0000
1 1 3 2	9.0000
1 1 3 3	4.0000
1 1 3 4	3.0000
1 1 3 5	1.0000
1 1 3 6	2.0000
1 1 3 7	3.0000
1 1 3 8	2.0000
1 1 3 9	.0000
1 1 3 10	1.0000
1 1 4 1	4.0000
1 1 4 2	13.0000
1 1 4 3	8.0000
1 1 4 4	3.0000
1 1 4 5	3.0000
1 1 4 6	4.0000
1 1 4 7	4.0000
1 1 4 8	2.0000
1 1 4 9	4.0000
1 1 4 10	4.0000
1 2 1 1	10.0000
1 2 1 2	8.0000
1 2 1 3	12.0000
1 2 1 4	7.0000
1 2 1 5	1.0000
1 2 1 6	5.0000
1 2 1 7	5.0000
1 2 1 8	4.0000
1 2 1 9	.0000
1 2 1 10	2.0000
1 2 2 1	1.0000
1 2 2 2	8.0000
1 2 2 3	6.0000
1 2 2 4	4.0000
1 2 2 5	3.0000

DUP050308998

1	2	2	6	4.0000
1	2	2	7	4.0000
1	2	2	8	7.0000
1	2	2	9	6.0000
1	2	2	10	8.0000
1	2	3	1	10.0000
1	2	3	2	4.0000
1	2	3	3	9.0000
1	2	3	4	2.0000
1	2	3	5	3.0000
1	2	3	6	3.0000
1	2	3	7	3.0000
1	2	3	8	2.0000
1	2	3	9	3.0000
1	2	3	10	3.0000
1	2	4	1	6.0000
1	2	4	2	8.0000
1	2	4	3	6.0000
1	2	4	4	8.0000
1	2	4	5	3.0000
1	2	4	6	7.0000
1	2	4	7	6.0000
1	2	4	8	4.0000
1	2	4	9	4.0000
1	2	4	10	6.0000
1	3	1	1	2.0000
1	3	1	2	7.0000
1	3	1	3	9.0000
1	3	1	4	8.0000
1	3	1	5	1.0000
1	3	1	6	4.0000
1	3	1	7	3.0000
1	3	1	8	3.0000
1	3	1	9	2.0000
1	3	1	10	5.0000
1	3	2	1	.0000
1	3	2	2	5.0000
1	3	2	3	3.0000
1	3	2	4	4.0000
1	3	2	5	2.0000
1	3	2	6	6.0000
1	3	2	7	6.0000
1	3	2	8	4.0000
1	3	2	9	4.0000
1	3	2	10	.0000
1	3	3	1	10.0000
1	3	3	2	6.0000
1	3	3	3	1.0000
1	3	3	4	10.0000
1	3	3	5	3.0000
1	3	3	6	5.0000
1	3	3	7	5.0000
1	3	3	8	3.0000
1	3	3	9	3.0000
1	3	3	10	5.0000
1	3	4	1	5.0000
1	3	4	2	8.0000
1	3	4	3	5.0000
1	3	4	4	11.0000
1	3	4	5	4.0000

DUP050308999

1	3	4	6	4.0000
1	3	4	7	1.0000
1	3	4	8	8.0000
1	3	4	9	5.0000
1	3	4	10	6.0000
1	4	1	1	1.0000
1	4	1	2	8.0000
1	4	1	3	10.0000
1	4	1	4	5.0000
1	4	1	5	4.0000
1	4	1	6	5.0000
1	4	1	7	7.0000
1	4	1	8	5.0000
1	4	1	9	5.0000
1	4	1	10	3.0000
1	4	2	1	3.0000
1	4	2	2	6.0000
1	4	2	3	12.0000
1	4	2	4	7.0000
1	4	2	5	2.0000
1	4	2	6	2.0000
1	4	2	7	5.0000
1	4	2	8	7.0000
1	4	2	9	.0000
1	4	2	10	.0000
1	4	3	1	6.0000
1	4	3	2	10.0000
1	4	3	3	8.0000
1	4	3	4	2.0000
1	4	3	5	.0000
1	4	3	6	3.0000
1	4	3	7	7.0000
1	4	3	8	7.0000
1	4	3	9	3.0000
1	4	3	10	11.0000
1	4	4	1	3.0000
1	4	4	2	5.0000
1	4	4	3	11.0000
1	4	4	4	5.0000
1	4	4	5	2.0000
1	4	4	6	1.0000
1	4	4	7	7.0000
1	4	4	8	3.0000
1	4	4	9	.0000
1	4	4	10	5.0000
1	5	1	1	10.0000
1	5	1	2	13.0000
1	5	1	3	10.0000
1	5	1	4	1.0000
1	5	1	5	3.0000
1	5	1	6	3.0000
1	5	1	7	10.0000
1	5	1	8	10.0000
1	5	1	9	4.0000
1	5	1	10	10.0000
1	5	2	1	4.0000
1	5	2	2	7.0000
1	5	2	3	14.0000
1	5	2	4	4.0000
1	5	2	5	6.0000

DUP05030900

1	5	2	6	4.0000
1	5	2	7	6.0000
1	5	2	8	4.0000
1	5	2	9	3.0000
1	5	2	10	4.0000
1	5	3	1	7.0000
1	5	3	2	9.0000
1	5	3	3	12.0000
1	5	3	4	7.0000
1	5	3	5	2.0000
1	5	3	6	4.0000
1	5	3	7	8.0000
1	5	3	8	8.0000
1	5	3	9	2.0000
1	5	3	10	10.0000
1	5	4	1	4.0000
1	5	4	2	5.0000
1	5	4	3	6.0000
1	5	4	4	3.0000
1	5	4	5	2.0000
1	5	4	6	.0000
1	5	4	7	4.0000
1	5	4	8	4.0000
1	5	4	9	.0000
1	5	4	10	5.0000
2	1	1	1	2.0000
2	1	1	2	3.0000
2	1	1	3	7.0000
2	1	1	4	4.0000
2	1	1	5	5.0000
2	1	1	6	3.0000
2	1	1	7	4.0000
2	1	1	8	3.0000
2	1	1	9	5.0000
2	1	1	10	4.0000
2	1	2	1	1.0000
2	1	2	2	8.0000
2	1	2	3	3.0000
2	1	2	4	5.0000
2	1	2	5	7.0000
2	1	2	6	3.0000
2	1	2	7	7.0000
2	1	2	8	3.0000
2	1	2	9	3.0000
2	1	2	10	2.0000
2	1	3	1	7.0000
2	1	3	2	7.0000
2	1	3	3	5.0000
2	1	3	4	6.0000
2	1	3	5	5.0000
2	1	3	6	3.0000
2	1	3	7	3.0000
2	1	3	8	2.0000
2	1	3	9	8.0000
2	1	3	10	10.0000
2	1	4	1	5.0000
2	1	4	2	6.0000
2	1	4	3	4.0000
2	1	4	4	6.0000
2	1	4	5	2.0000

DUP050309001

2	1	4	6	2.0000
2	1	4	7	5.0000
2	1	4	8	5.0000
2	1	4	9	3.0000
2	1	4	10	1.0000
2	2	1	1	5.0000
2	2	1	2	4.0000
2	2	1	3	4.0000
2	2	1	4	3.0000
2	2	1	5	6.0000
2	2	1	6	2.0000
2	2	1	7	6.0000
2	2	1	8	3.0000
2	2	1	9	5.0000
2	2	1	10	2.0000
2	2	2	1	3.0000
2	2	2	2	10.0000
2	2	2	3	3.0000
2	2	2	4	2.0000
2	2	2	5	1.0000
2	2	2	6	1.0000
2	2	2	7	7.0000
2	2	2	8	7.0000
2	2	2	9	.0000
2	2	2	10	6.0000
2	2	3	1	6.0000
2	2	3	2	4.0000
2	2	3	3	7.0000
2	2	3	4	7.0000
2	2	3	5	5.0000
2	2	3	6	2.0000
2	2	3	7	5.0000
2	2	3	8	1.0000
2	2	3	9	.0000
2	2	3	10	3.0000
2	2	4	1	2.0000
2	2	4	2	2.0000
2	2	4	3	1.0000
2	2	4	4	8.0000
2	2	4	5	5.0000
2	2	4	6	2.0000
2	2	4	7	10.0000
2	2	4	8	2.0000
2	2	4	9	5.0000
2	2	4	10	5.0000
2	3	1	1	3.0000
2	3	1	2	4.0000
2	3	1	3	1.0000
2	3	1	4	3.0000
2	3	1	5	4.0000
2	3	1	6	2.0000
2	3	1	7	1.0000
2	3	1	8	2.0000
2	3	1	9	7.0000
2	3	1	10	5.0000
2	3	2	1	5.0000
2	3	2	2	8.0000
2	3	2	3	4.0000
2	3	2	4	7.0000
2	3	2	5	2.0000

DUP050309002

2	3	2	6	7.0000
2	3	2	7	8.0000
2	3	2	8	2.0000
2	3	2	9	4.0000
2	3	2	10	4.0000
2	3	3	1	6.0000
2	3	3	2	3.0000
2	3	3	3	6.0000
2	3	3	4	2.0000
2	3	3	5	3.0000
2	3	3	6	8.0000
2	3	3	7	4.0000
2	3	3	8	5.0000
2	3	3	9	3.0000
2	3	3	10	6.0000
2	3	4	1	4.0000
2	3	4	2	12.0000
2	3	4	3	8.0000
2	3	4	4	3.0000
2	3	4	5	.0000
2	3	4	6	6.0000
2	3	4	7	4.0000
2	3	4	8	10.0000
2	3	4	9	5.0000
2	3	4	10	3.0000
2	4	1	1	4.0000
2	4	1	2	6.0000
2	4	1	3	6.0000
2	4	1	4	12.0000
2	4	1	5	4.0000
2	4	1	6	6.0000
2	4	1	7	3.0000
2	4	1	8	4.0000
2	4	1	9	9.0000
2	4	1	10	3.0000
2	4	2	1	6.0000
2	4	2	2	5.0000
2	4	2	3	3.0000
2	4	2	4	3.0000
2	4	2	5	3.0000
2	4	2	6	5.0000
2	4	2	7	9.0000
2	4	2	8	3.0000
2	4	2	9	4.0000
2	4	2	10	1.0000
2	4	3	1	1.0000
2	4	3	2	6.0000
2	4	3	3	2.0000
2	4	3	4	11.0000
2	4	3	5	2.0000
2	4	3	6	6.0000
2	4	3	7	2.0000
2	4	3	8	.0000
2	4	3	9	2.0000
2	4	3	10	2.0000
2	4	4	1	2.0000
2	4	4	2	3.0000
2	4	4	3	2.0000
2	4	4	4	6.0000
2	4	4	5	7.0000

DUP05030900 4

2	4	4	6	3.0000
2	4	4	7	5.0000
2	4	4	8	2.0000
2	4	4	9	7.0000
2	4	4	10	3.0000
2	5	1	1	9.0000
2	5	1	2	4.0000
2	5	1	3	4.0000
2	5	1	4	3.0000
2	5	1	5	4.0000
2	5	1	6	5.0000
2	5	1	7	3.0000
2	5	1	8	4.0000
2	5	1	9	2.0000
2	5	1	10	4.0000
2	5	2	1	2.0000
2	5	2	2	8.0000
2	5	2	3	3.0000
2	5	2	4	7.0000
2	5	2	5	8.0000
2	5	2	6	1.0000
2	5	2	7	3.0000
2	5	2	8	1.0000
2	5	2	9	1.0000
2	5	2	10	4.0000
2	5	3	1	6.0000
2	5	3	2	6.0000
2	5	3	3	3.0000
2	5	3	4	3.0000
2	5	3	5	2.0000
2	5	3	6	1.0000
2	5	3	7	5.0000
2	5	3	8	3.0000
2	5	3	9	7.0000
2	5	3	10	5.0000
2	5	4	1	3.0000
2	5	4	2	5.0000
2	5	4	3	4.0000
2	5	4	4	1.0000
2	5	4	5	7.0000
2	5	4	6	2.0000
2	5	4	7	3.0000
2	5	4	8	2.0000
2	5	4	9	3.0000
2	5	4	10	4.0000

GRAND MEAN 4.58000

DUP050309005

RESPONSE NUMBER 12 Y12=MONOCYTES

ANOVA TABLE

SOURCE OF VARIATION	DEGREES OF FREEDOM	SUM OF SQUARES	MEAN SQUARE	F RATIO
TOTAL	399	3003.43765		
A = SEX	1	42.25000	42.25000	4.14
B = PB-LEVEL	4	11.56500	2.89125	.28
AB	4	57.77500	14.44375	1.41
C = DOG	30	306.44997	10.21500	1.91 **
D = TIME-PERIOD	9	428.43998	47.60444	8.92 **
AD	9	228.24998	25.36111	4.75 **
BD	36	218.18498	6.06069	1.14
ABD	36	268.97493	7.47153	1.40
CD	270	1441.54884	5.33907	

* SIGNIFICANT AT THE .05 PROBABILITY LEVEL (ONE-TAIL TEST)
** SIGNIFICANT AT THE .01 PROBABILITY LEVEL (ONE-TAIL TEST)

DUP05030906

RESPONSE NUMBER 12 Y12=MONOCYTES

MEANS TABLES

SEX MEANS

MALE	FEMALE
4.9050	4.2550

STANDARD ERROR OF A MEAN = .2260
95% CONFIDENCE LIMITS = .4615
STANDARD ERROR OF THE DIFFERENCE BETWEEN TWO MEANS = .3196
LEAST SIGNIFICANT DIFFERENCE (LSD) = .6527

PB-LEVEL MEANS

0PPM	10PPM	50PPM	100PPM	500PPM
4.2750	4.5875	4.6250	4.6125	4.8000

STANDARD ERROR OF A MEAN = .3573
95% CONFIDENCE LIMITS = .7298
STANDARD ERROR OF THE DIFFERENCE BETWEEN TWO MEANS = .5053
LEAST SIGNIFICANT DIFFERENCE (LSD) = 1.0320

SEX * PB-LEVEL INTERACTION

SEX PB-LEVEL

	0PPM	10PPM	50PPM	100PPM	500PPM
MALE	4.1250	5.1250	4.6500	4.9000	5.7250
FEMALE	4.4250	4.0500	4.6000	4.3250	3.8750
DIFFERENCES	-.3000	1.0750	.0500	.5750	1.8500

STANDARD ERROR OF A MEAN = .5053
95% CONFIDENCE LIMITS = 1.0320
STANDARD ERROR OF THE DIFFERENCE BETWEEN TWO MEANS = .7147
LEAST SIGNIFICANT DIFFERENCE (LSD) = 1.4595

DUP05030900?

THREE WAY TABLE OF MEANS FOR FACTORS SEX , PB-LEVEL , DOG

SEX AT LEVEL MALE

PB-LEVEL DOG

	1	2	3	4
0PPM	2.6000	5.9000	3.1000	4.9000
10PPM	5.4000	5.1000	4.2000	5.8000
50PPM	4.4000	3.4000	5.1000	5.7000
100PPM	5.3000	4.4000	5.7000	4.2000
500PPM	7.4000	5.6000	6.6000	3.3000

SEX AT LEVEL FEMALE

PB-LEVEL DOG

	1	2	3	4
0PPM	4.0000	4.2000	5.6000	3.9000
10PPM	4.0000	4.0000	4.0000	4.2000
50PPM	3.2000	5.1000	4.6000	5.5000
100PPM	5.7000	4.2000	3.4000	4.0000
500PPM	4.2000	3.8000	4.1000	3.4000

TIME-PERIOD MEANS

1 MON	2 MON	3 MON	6 MON	9 MON	12 MON	15 MON	18 MON	21 MON	24 MON
4.5500	6.6000	5.9500	5.0750	3.3250	3.5500	4.9750	3.9500	3.4500	4.3750

STANDARD ERROR OF A MEAN = .3653
95% CONFIDENCE LIMITS = .7193
STANDARD ERROR OF THE DIFFERENCE BETWEEN TWO MEANS = .5167
LEAST SIGNIFICANT DIFFERENCE (LSD) = 1.0172

DUP05030008

SEX * TIME-PERIOD INTERACTION

SEX TIME-PERIOD

	1 MON	2 MON	3 MON	6 MON	9 MON	12 MON	15 MON	18 MON	21 MON	24 MON
MALE	5.0000	7.5000	7.9000	5.0500	2.5500	3.6000	5.1000	4.7000	2.7500	4.9000
FEMALE	4.1000	5.7000	4.0000	5.1000	4.1000	3.5000	4.8500	3.2000	4.1500	3.8500
DIFFERENCES	.9000	1.8000	3.9000	-.0500	-1.5500	.1000	.2500	1.5000	-1.4000	1.0500

PB-LEVEL * TIME-PERIOD INTERACTION

PB-LEVEL TIME-PERIOD

	1 MON	2 MON	3 MON	6 MON	9 MON	12 MON	15 MON	18 MON	21 MON	24 MON
0PPM	4.1250	7.1250	5.3750	4.2500	3.6250	2.8750	4.6250	3.0000	3.7500	4.0000
10PPM	5.3750	6.0000	6.0000	5.1250	3.3750	3.2500	5.7500	3.7500	2.8750	4.3750
50PPM	4.3750	6.6250	4.6250	6.0000	2.3750	5.2500	4.0000	4.6250	4.1250	4.2500
100PPM	3.2500	6.1250	6.7500	6.3750	3.0000	3.8750	5.6250	3.8750	3.7500	3.5000
500PPM	5.6250	7.1250	7.0000	3.6250	4.2500	2.5000	4.8750	4.5000	2.7500	5.7500

THREE WAY TABLE OF MEANS FOR FACTORS SEX , PB-LEVEL , TIME-PERIOD
SEX AT LEVEL MALE

PB-LEVEL TIME-PERIOD

	1 MON	2 MON	3 MON	6 MON	9 MON	12 MON	15 MON	18 MON	21 MON	24 MON
0PPM	4.5000	8.2500	6.0000	3.2500	2.5000	3.0000	4.5000	2.7500	2.7500	3.7500
10PPM	6.7500	7.0000	8.2500	5.2500	2.5000	4.7500	4.5000	4.2500	3.2500	4.7500
50PPM	4.2500	6.5000	4.5000	8.2500	2.5000	4.7500	3.7500	4.5000	3.5000	4.0000
100PPM	3.2500	7.2500	10.2500	4.7500	2.0000	2.7500	6.5000	5.5000	2.0000	4.7500
500PPM	6.2500	8.5000	10.5000	3.7500	3.2500	2.7500	6.2500	6.5000	2.2500	7.2500

DUP050309009

SEX AT LEVEL FEMALE

PB-LEVEL TIME-PERIOD

	1 MON	2 MON	3 MON	6 MON	9 MON	12 MON	15 MON	18 MON	21 MON	24 MON
0PPM	3.7500	6.0000	4.7500	5.2500	4.7500	2.7500	4.7500	3.2500	4.7500	4.2500
10PPM	4.0000	5.0000	3.7500	5.0000	4.2500	1.7500	7.0000	3.2500	2.5000	4.0000
50PPM	4.5000	6.7500	4.7500	3.7500	2.2500	5.7500	4.2500	4.7500	4.7500	4.5000
100PPM	3.2500	5.0000	3.2500	8.0000	4.0000	5.0000	4.7500	2.2500	5.5000	2.2500
500PPM	5.0000	5.7500	3.5000	3.5000	5.2500	2.2500	3.5000	2.5000	3.2500	4.2500

DUP05030901O

SYMBOLS USED IN 2- AND 3-WAY MEANS PLOTS

1 = LEVEL 1
2 = LEVEL 2
3 = LEVEL 3
4 = LEVEL 4
5 = LEVEL 5
* = REPEATED SYMBOLS

DUP05030901

SEX MEANS

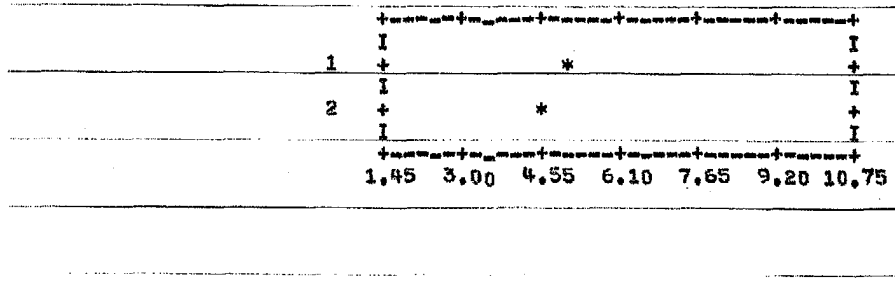

PB-LEVEL MEANS

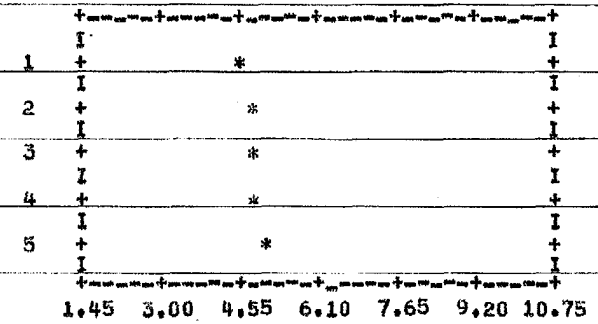

215

DUP05030912

PB-LEVEL * SEX

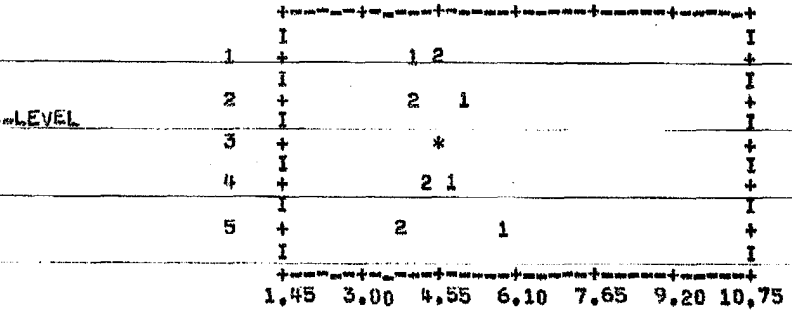

SEX * PB-LEVEL * DOG
SEX AT LEVEL MALE

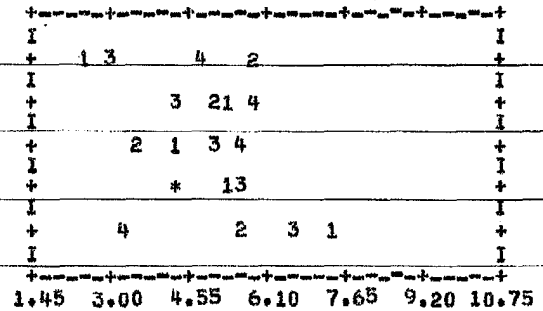

DUP05030913

SEX * PB-LEVEL * DOG TIME-PERIOD MEANS
SEX AT LEVEL FEMALE



DUP05030914

TIME-PERIOD * SEX

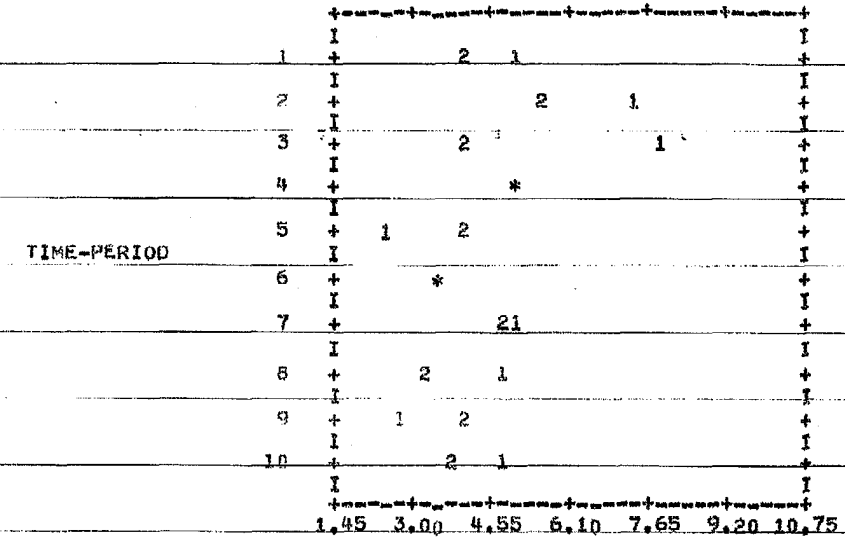

TIME-PERIOD * PB-LEVEL

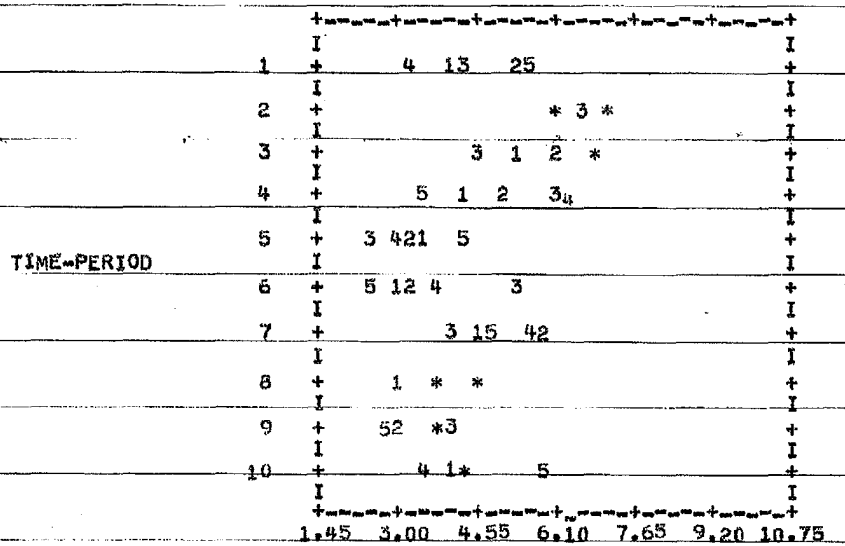

DUP05030901S

SEX * TIME-PERIOD * PB-LEVEL
SEX AT LEVEL MALE

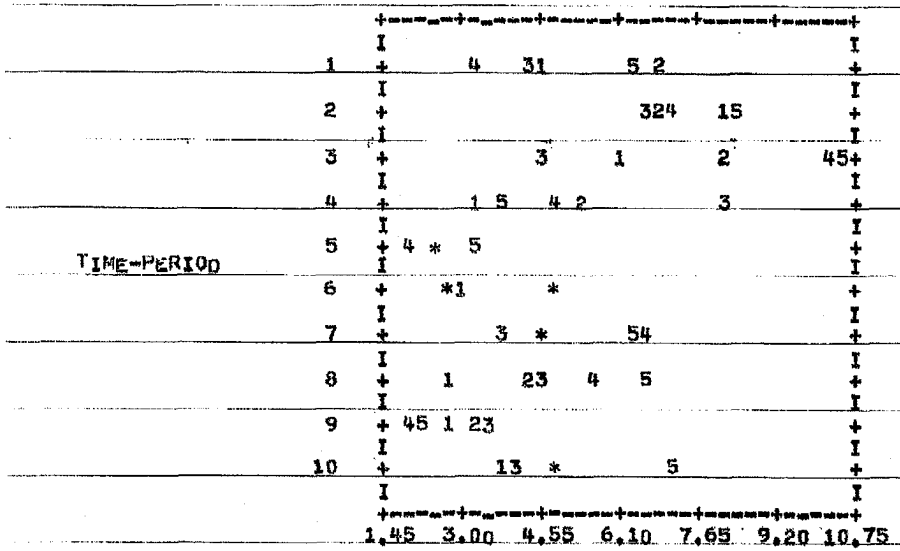

SEX * TIME-PERIOD * PB-LEVEL
SEX AT LEVEL FEMALE

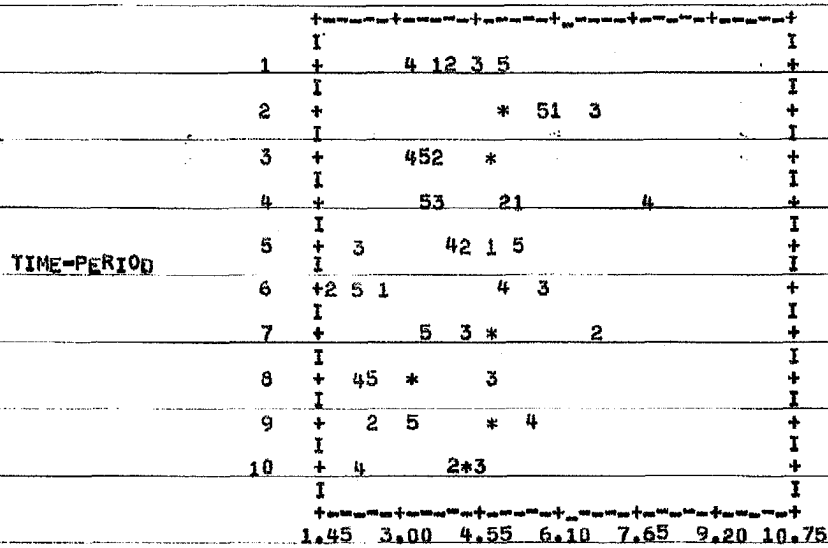

DUP050309016

RESPONSE NUMBER 13 Y13=BASOPHILS

CELL IDENTIFICATION	CELL MEAN
1 1 1 1	.0000
1 1 1 2	.0000
1 1 1 3	.0000
1 1 1 4	.0000
1 1 1 5	1.0000
1 1 1 6	.0000
1 1 1 7	.0000
1 1 1 8	.0000
1 1 1 9	.0000
1 1 1 10	.0000
1 1 2 1	.0000
1 1 2 2	.0000
1 1 2 3	1.0000
1 1 2 4	1.0000
1 1 2 5	.0000
1 1 2 6	.0000
1 1 2 7	.0000
1 1 2 8	.0000
1 1 2 9	2.0000
1 1 2 10	1.0000
1 1 3 1	.0000
1 1 3 2	.0000
1 1 3 3	1.0000
1 1 3 4	2.0000
1 1 3 5	.0000
1 1 3 6	2.0000
1 1 3 7	1.0000
1 1 3 8	.0000
1 1 3 9	1.0000
1 1 3 10	.0000
1 1 4 1	1.0000
1 1 4 2	.0000
1 1 4 3	.0000
1 1 4 4	.0000
1 1 4 5	.0000
1 1 4 6	2.0000
1 1 4 7	2.0000
1 1 4 8	.0000
1 1 4 9	1.0000
1 1 4 10	.0000
1 2 1 1	.0000
1 2 1 2	.0000
1 2 1 3	.0000
1 2 1 4	.0000
1 2 1 5	.0000
1 2 1 6	.0000
1 2 1 7	.0000
1 2 1 8	.0000
1 2 1 9	1.0000
1 2 1 10	.0000
1 2 2 1	.0000
1 2 2 2	.0000
1 2 2 3	.0000
1 2 2 4	.0000
1 2 2 5	.0000

DUP050309017

1	2	2	6	.0000
1	2	2	7	.0000
1	2	2	8	.0000
1	2	2	9	.0000
1	2	2	10	.0000
1	2	3	1	.0000
1	2	3	2	.0000
1	2	3	3	.0000
1	2	3	4	.0000
1	2	3	5	.0000
1	2	3	6	1.0000
1	2	3	7	2.0000
1	2	3	8	1.0000
1	2	3	9	2.0000
1	2	3	10	2.0000
1	2	4	1	.0000
1	2	4	2	.0000
1	2	4	3	.0000
1	2	4	4	.0000
1	2	4	5	.0000
1	2	4	6	.0000
1	2	4	7	1.0000
1	2	4	8	.0000
1	2	4	9	1.0000
1	2	4	10	.0000
1	3	1	1	.0000
1	3	1	2	.0000
1	3	1	3	.0000
1	3	1	4	.0000
1	3	1	5	.0000
1	3	1	6	.0000
1	3	1	7	1.0000
1	3	1	8	.0000
1	3	1	9	.0000
1	3	1	10	.0000
1	3	2	1	.0000
1	3	2	2	.0000
1	3	2	3	.0000
1	3	2	4	.0000
1	3	2	5	.0000
1	3	2	6	.0000
1	3	2	7	1.0000
1	3	2	8	1.0000
1	3	2	9	.0000
1	3	2	10	.0000
1	3	3	1	.0000
1	3	3	2	.0000
1	3	3	3	1.0000
1	3	3	4	.0000
1	3	3	5	.0000
1	3	3	6	1.0000
1	3	3	7	1.0000
1	3	3	8	.0000
1	3	3	9	2.0000
1	3	3	10	.0000
1	3	4	1	.0000
1	3	4	2	.0000
1	3	4	3	.0000
1	3	4	4	.0000
1	3	4	5	.0000

DUP05030901B

1	3	4	6	.0000
1	3	4	7	1.0000
1	3	4	8	.0000
1	3	4	9	.0000
1	3	4	10	1.0000
1	4	1	1	.0000
1	4	1	2	.0000
1	4	1	3	.0000
1	4	1	4	.0000
1	4	1	5	.0000
1	4	1	6	.0000
1	4	1	7	.0000
1	4	1	8	.0000
1	4	1	9	3.0000
1	4	1	10	.0000
1	4	2	1	.0000
1	4	2	2	.0000
1	4	2	3	.0000
1	4	2	4	.0000
1	4	2	5	.0000
1	4	2	6	.0000
1	4	2	7	.0000
1	4	2	8	1.0000
1	4	2	9	.0000
1	4	2	10	1.0000
1	4	3	1	.0000
1	4	3	2	.0000
1	4	3	3	.0000
1	4	3	4	.0000
1	4	3	5	.0000
1	4	3	6	2.0000
1	4	3	7	1.0000
1	4	3	8	.0000
1	4	3	9	.0000
1	4	3	10	.0000
1	4	4	1	.0000
1	4	4	2	.0000
1	4	4	3	.0000
1	4	4	4	.0000
1	4	4	5	.0000
1	4	4	6	.0000
1	4	4	7	.0000
1	4	4	8	1.0000
1	4	4	9	1.0000
1	4	4	10	.0000
1	5	1	1	.0000
1	5	1	2	.0000
1	5	1	3	.0000
1	5	1	4	.0000
1	5	1	5	.0000
1	5	1	6	.0000
1	5	1	7	.0000
1	5	1	8	.0000
1	5	1	9	2.0000
1	5	1	10	.0000
1	5	2	1	.0000
1	5	2	2	.0000
1	5	2	3	.0000
1	5	2	4	.0000
1	5	2	5	.0000

DUP050309019

DUP050309003

1	5	2	6	.0000
1	5	2	7	.0000
1	5	2	8	.0000
1	5	2	9	.0000
1	5	2	10	.0000
1	5	3	1	.0000
1	5	3	2	.0000
1	5	3	3	.0000
1	5	3	4	.0000
1	5	3	5	.0000
1	5	3	6	.0000
1	5	3	7	.0000
1	5	3	8	.0000
1	5	3	9	1.0000
1	5	3	10	.0000
1	5	4	1	.0000
1	5	4	2	.0000
1	5	4	3	.0000
1	5	4	4	.0000
1	5	4	5	.0000
1	5	4	6	.0000
1	5	4	7	.0000
1	5	4	8	.0000
1	5	4	9	1.0000
1	5	4	10	.0000
2	1	1	1	.0000
2	1	1	2	1.0000
2	1	1	3	.0000
2	1	1	4	.0000
2	1	1	5	.0000
2	1	1	6	.0000
2	1	1	7	3.0000
2	1	1	8	1.0000
2	1	1	9	.0000
2	1	1	10	3.0000
2	1	2	1	.0000
2	1	2	2	.0000
2	1	2	3	1.0000
2	1	2	4	.0000
2	1	2	5	.0000
2	1	2	6	1.0000
2	1	2	7	.0000
2	1	2	8	.0000
2	1	2	9	2.0000
2	1	2	10	.0000
2	1	3	1	.0000
2	1	3	2	.0000
2	1	3	3	1.0000
2	1	3	4	.0000
2	1	3	5	.0000
2	1	3	6	.0000
2	1	3	7	1.0000
2	1	3	8	.0000
2	1	3	9	1.0000
2	1	3	10	.0000
2	1	4	1	.0000
2	1	4	2	.0000
2	1	4	3	.0000
2	1	4	4	.0000
2	1	4	5	.0000

DUP050309020

2	1	4	6	.0000
2	1	4	7	.0000
2	1	4	8	.0000
2	1	4	9	.0000
2	1	4	10	.0000
2	2	1	1	.0000
2	2	1	2	.0000
2	2	1	3	.0000
2	2	1	4	2.0000
2	2	1	5	2.0000
2	2	1	6	.0000
2	2	1	7	2.0000
2	2	1	8	.0000
2	2	1	9	2.0000
2	2	1	10	.0000
2	2	2	1	.0000
2	2	2	2	.0000
2	2	2	3	.0000
2	2	2	4	.0000
2	2	2	5	5.0000
2	2	2	6	.0000
2	2	2	7	4.0000
2	2	2	8	.0000
2	2	2	9	1.0000
2	2	2	10	.0000
2	2	3	1	.0000
2	2	3	2	.0000
2	2	3	3	.0000
2	2	3	4	2.0000
2	2	3	5	.0000
2	2	3	6	.0000
2	2	3	7	1.0000
2	2	3	8	1.0000
2	2	3	9	.0000
2	2	3	10	.0000
2	2	4	1	.0000
2	2	4	2	.0000
2	2	4	3	.0000
2	2	4	4	.0000
2	2	4	5	2.0000
2	2	4	6	.0000
2	2	4	7	1.0000
2	2	4	8	.0000
2	2	4	9	.0000
2	2	4	10	.0000
2	3	1	1	.0000
2	3	1	2	.0000
2	3	1	3	.0000
2	3	1	4	.0000
2	3	1	5	.0000
2	3	1	6	.0000
2	3	1	7	.0000
2	3	1	8	.0000
2	3	1	9	.0000
2	3	1	10	.0000
2	3	2	1	.0000
2	3	2	2	.0000
2	3	2	3	.0000
2	3	2	4	3.0000
2	3	2	5	2.0000

DUP05030902

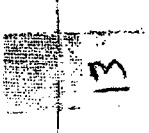

DUP050309022

2	3	2	6	1.0000
2	3	2	7	.0000
2	3	2	8	1.0000
2	3	2	9	.0000
2	3	2	10	.0000
2	3	3	1	.0000
2	3	3	2	.0000
2	3	3	3	.0000
2	3	3	4	.0000
2	3	3	5	1.0000
2	3	3	6	.0000
2	3	3	7	.0000
2	3	3	8	.0000
2	3	3	9	1.0000
2	3	3	10	.0000
2	3	4	1	.0000
2	3	4	2	.0000
2	3	4	3	.0000
2	3	4	4	.0000
2	3	4	5	1.0000
2	3	4	6	.0000
2	3	4	7	1.0000
2	3	4	8	.0000
2	3	4	9	.0000
2	3	4	10	.0000
2	4	1	1	.0000
2	4	1	2	.0000
2	4	1	3	.0000
2	4	1	4	.0000
2	4	1	5	1.0000
2	4	1	6	1.0000
2	4	1	7	.0000
2	4	1	8	.0000
2	4	1	9	.0000
2	4	1	10	.0000
2	4	2	1	.0000
2	4	2	2	.0000
2	4	2	3	.0000
2	4	2	4	1.0000
2	4	2	5	.0000
2	4	2	6	.0000
2	4	2	7	.0000
2	4	2	8	.0000
2	4	2	9	.0000
2	4	2	10	.0000
2	4	3	1	.0000
2	4	3	2	.0000
2	4	3	3	.0000
2	4	3	4	.0000
2	4	3	5	.0000
2	4	3	6	1.0000
2	4	3	7	.0000
2	4	3	8	1.0000
2	4	3	9	.0000
2	4	3	10	.0000
2	4	4	1	.0000
2	4	4	2	.0000
2	4	4	3	.0000
2	4	4	4	.0000
2	4	4	5	.0000

DUP05030923

2	4	4	6	.0000
2	4	4	7	1.0000
2	4	4	8	.0000
2	4	4	9	.0000
2	4	4	10	.0000
2	5	1	1	.0000
2	5	1	2	.0000
2	5	1	3	.0000
2	5	1	4	.0000
2	5	1	5	.0000
2	5	1	6	3.0000
2	5	1	7	.0000
2	5	1	8	1.0000
2	5	1	9	2.0000
2	5	1	10	.0000
2	5	2	1	.0000
2	5	2	2	.0000
2	5	2	3	.0000
2	5	2	4	.0000
2	5	2	5	.0000
2	5	2	6	4.0000
2	5	2	7	.0000
2	5	2	8	3.0000
2	5	2	9	1.0000
2	5	2	10	.0000
2	5	3	1	.0000
2	5	3	2	.0000
2	5	3	3	.0000
2	5	3	4	.0000
2	5	3	5	.0000
2	5	3	6	1.0000
2	5	3	7	1.0000
2	5	3	8	.0000
2	5	3	9	.0000
2	5	3	10	.0000
2	5	4	1	.0000
2	5	4	2	.0000
2	5	4	3	.0000
2	5	4	4	.0000
2	5	4	5	.0000
2	5	4	6	3.0000
2	5	4	7	.0000
2	5	4	8	1.0000
2	5	4	9	1.0000
2	5	4	10	.0000

GRAND MEAN .33000

DUP050309024

RESPONSE NUMBER 13 Y13=BASOPHILS

ANOVA TABLE

SOURCE OF VARIATION	DEGREES OF FREEDOM	SUM OF SQUARES	MEAN SQUARE	F RATIO
TOTAL	399	214.43949		
A = SEX	1	1.44000	1.44000	2.35
B = PB-LEVEL	4	3.61500	.90375	1.48
AB	4	5.03500	1.25875	2.06
C = DOG	30	18.35000	.61167	1.68 *
D = TIME-PERIOD	9	22.74000	2.52667	6.95 **
AD	9	7.06000	.78444	2.16 *
BD	36	26.58500	.73847	2.03 **
ABD	36	31.46499	.87403	2.40 **
CD	270	98.14991	.36352	

* SIGNIFICANT AT THE .05 PROBABILITY LEVEL (ONE-TAIL TEST)
** SIGNIFICANT AT THE .01 PROBABILITY LEVEL (ONE-TAIL TEST)

DUP050309025

RESPONSE NUMBER 13 Y13=BASOPHILS

MEANS TABLES

SEX MEANS

MALE	FEMALE
.2700	.3900

STANDARD ERROR OF A MEAN =	.0553
95% CONFIDENCE LIMITS =	.1129
STANDARD ERROR OF THE DIFFERENCE BETWEEN TWO MEANS =	.0782
LEAST SIGNIFICANT DIFFERENCE (LSD) =	.1597

PB-LEVEL MEANS

0PPM	10PPM	50PPM	100PPM	500PPM
.4250	.4500	.2625	.2000	.3125

STANDARD ERROR OF A MEAN =	.0874
95% CONFIDENCE LIMITS =	.1786
STANDARD ERROR OF THE DIFFERENCE BETWEEN TWO MEANS =	.1237
LEAST SIGNIFICANT DIFFERENCE (LSD) =	.2525

SEX * PB-LEVEL INTERACTION

SEX PB-LEVEL

	0PPM	10PPM	50PPM	100PPM	500PPM
MALE	.4750	.2750	.2500	.2500	.1000
FEMALE	.3750	.6250	.2750	.1500	.5250
DIFFERENCES	.1000	-.3500	-.0250	.1000	-.4250

STANDARD ERROR OF A MEAN =	.1237
95% CONFIDENCE LIMITS =	.2525
STANDARD ERROR OF THE DIFFERENCE BETWEEN TWO MEANS =	.1749
LEAST SIGNIFICANT DIFFERENCE (LSD) =	.3572

DUP05030902G

THREE WAY TABLE OF MEANS FOR FACTORS SEX , PB-LEVEL , DOG

SEX AT LEVEL MALE

PB-LEVEL DOG

	1	2	3	4
0PPM	.1000	.5000	.7000	.6000
10PPM	.1000	.0000	.8000	.2000
50PPM	.1000	.2000	.5000	.2000
100PPM	.3000	.2000	.3000	.2000
500PPM	.2000	.0000	.1000	.1000

SEX AT LEVEL FEMALE

PB-LEVEL DOG

	1	2	3	4
0PPM	.8000	.4000	.3000	.0000
10PPM	.8000	1.0000	.4000	.3000
50PPM	.0000	.7000	.2000	.2000
100PPM	.2000	.1000	.2000	.1000
500PPM	.6000	.8000	.2000	.5000

TIME-PERIOD MEANS

1 MON	2 MON	3 MON	6 MON	9 MON	12 MON	15 MON	18 MON	21 MON	24 MON
.0250	.0250	.1250	.2750	.3750	.5750	.6500	.3250	.7250	.2000

STANDARD ERROR OF A MEAN = .0953
95% CONFIDENCE LIMITS = .1877
STANDARD ERROR OF THE DIFFERENCE BETWEEN TWO MEANS = .1348
LEAST SIGNIFICANT DIFFERENCE (LSD) = .2654

DUP050309027

SEX * TIME-PERIOD INTERACTION

SEX TIME-PERIOD

	1 MON	2 MON	3 MON	6 MON	9 MON	12 MON	15 MON	18 MON	21 MON	24 MON
MALE	.0500	.0000	.1500	.1500	.0500	.4000	.5500	.2000	.9000	.2500
FEMALE	.0000	.0500	.1000	.4000	.7000	.7500	.7500	.4500	.5500	.1500
DIFFERENCES	.0500	-.0500	.0500	-.2500	-.6500	-.3500	-.2000	-.2500	.3500	.1000

PB-LEVEL * TIME-PERIOD INTERACTION

PB-LEVEL TIME-PERIOD

	1 MON	2 MON	3 MON	6 MON	9 MON	12 MON	15 MON	18 MON	21 MON	24 MON
0PPM	.1250	.1250	.5000	.3750	.1250	.6250	.8750	.1250	.8750	.5000
10PPM	.0000	.0000	.0000	.5000	1.1250	.1250	1.3750	.2500	.8750	.2500
50PPM	.0000	.0000	.1250	.3750	.5000	.2500	.6250	.2500	.3750	.1250
100PPM	.0000	.0000	.0000	.1250	.1250	.5000	.2500	.3750	.5000	.1250
500PPM	.0000	.0000	.0000	.0000	.0000	1.3750	.1250	.6250	1.0000	.0000

THREE WAY TABLE OF MEANS FOR FACTORS SEX , PB-LEVEL , TIME-PERIOD
SEX AT LEVEL MALE

PB-LEVEL TIME-PERIOD

	1 MON	2 MON	3 MON	6 MON	9 MON	12 MON	15 MON	18 MON	21 MON	24 MON
0PPM	.2500	.0000	.5000	.7500	.2500	1.0000	.7500	.0000	1.0000	.2500
10PPM	.0000	.0000	.0000	.0000	.0000	.2500	.7500	.2500	1.0000	.5000
50PPM	.0000	.0000	.2500	.0000	.0000	.2500	1.0000	.2500	.5000	.2500
100PPM	.0000	.0000	.0000	.0000	.0000	.5000	.2500	.5000	1.0000	.2500
500PPM	.0000	.0000	.0000	.0000	.0000	.0000	.0000	.0000	1.0000	.0000

DUP05030902B

SEX AT LEVEL FEMALE

PB-LEVEL TIME-PERIOD

	1 MON	2 MON	3 MON	6 MON	9 MON	12 MON	15 MON	18 MON	21 MON	24 MON
0PPM	.0000	.2500	.5000	.0000	.0000	.2500	1.0000	.2500	.7500	.7500
10PPM	.0000	.0000	.0000	1.0000	2.2500	.0000	2.0000	.2500	.7500	.0000
50PPM	.0000	.0000	.0000	.7500	1.0000	.2500	.2500	.2500	.2500	.0000
100PPM	.0000	.0000	.0000	.2500	.2500	.5000	.2500	.2500	.0000	.0000
500PPM	.0000	.0000	.0000	.0000	.0000	2.7500	.2500	1.2500	1.0000	.0000

DUP050309029

SYMBOLS USED IN 2- AND 3-WAY MEANS PLOTS

1 = LEVEL 1
2 = LEVEL 2
3 = LEVEL 3
4 = LEVEL 4
5 = LEVEL 5
* = REPEATED SYMBOLS

DUP050309030

SEX MEANS

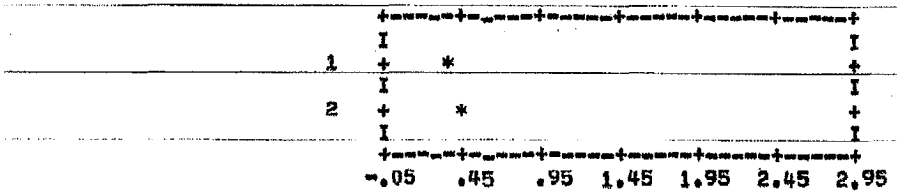

PB-LEVEL MEANS

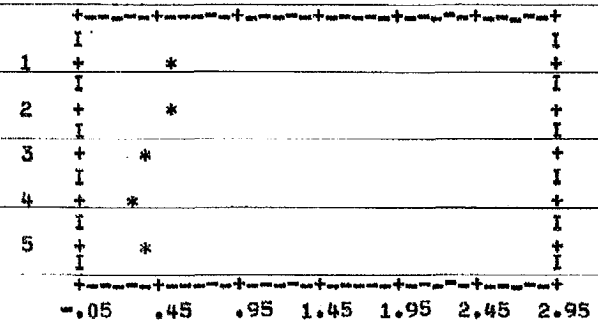

233

DUP05030903

234

PB-LEVEL * SEX

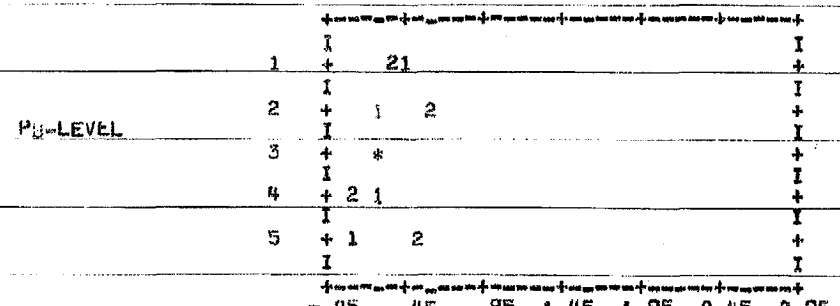

SEX * PB-LEVEL * DOG
SEX AT LEVEL MALE

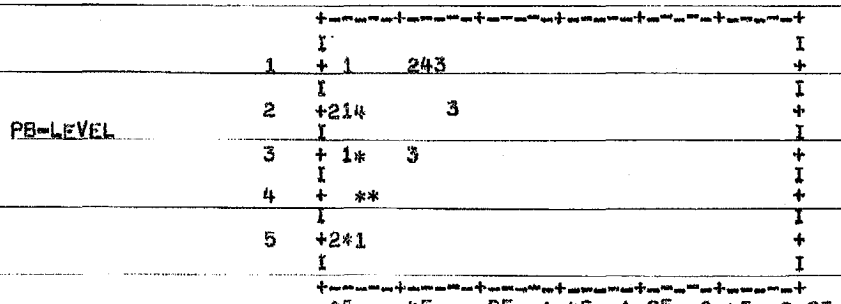

DUP05030903

SEX * PB-LEVEL * DOG TIME-PERIOD MEANS
SEX AT LEVEL FEMALE

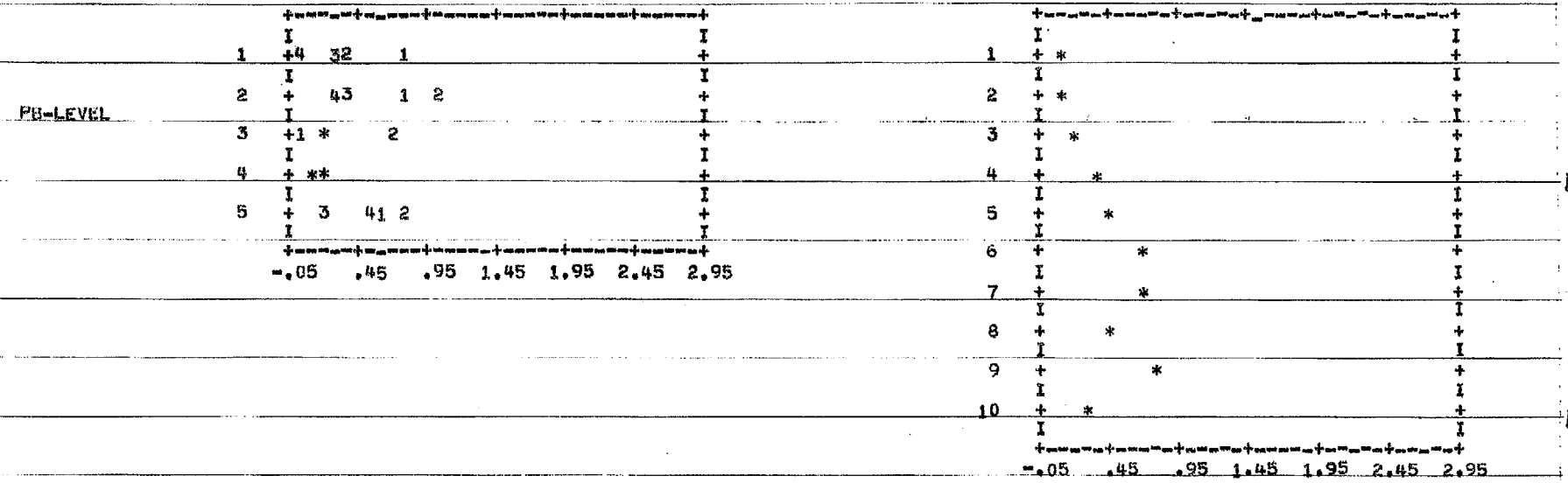

DUP05030903

TIME-PERIOD * SEX

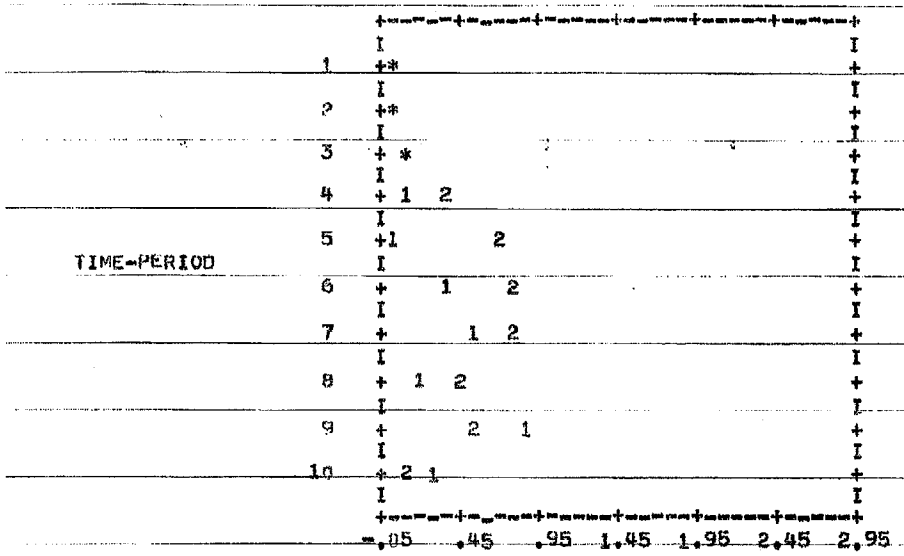

TIME-PERIOD * PB-LEVEL



DUP05030903 4

SEX * TIME-PERIOD * PB-LEVEL
SEX AT LEVEL MALE

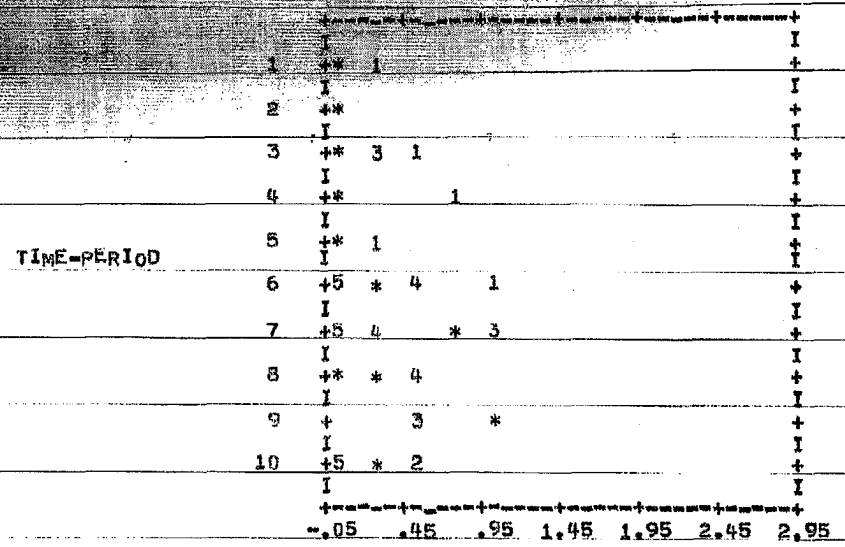

SEX * TIME-PERIOD * PB-LEVEL
SEX AT LEVEL FEMALE

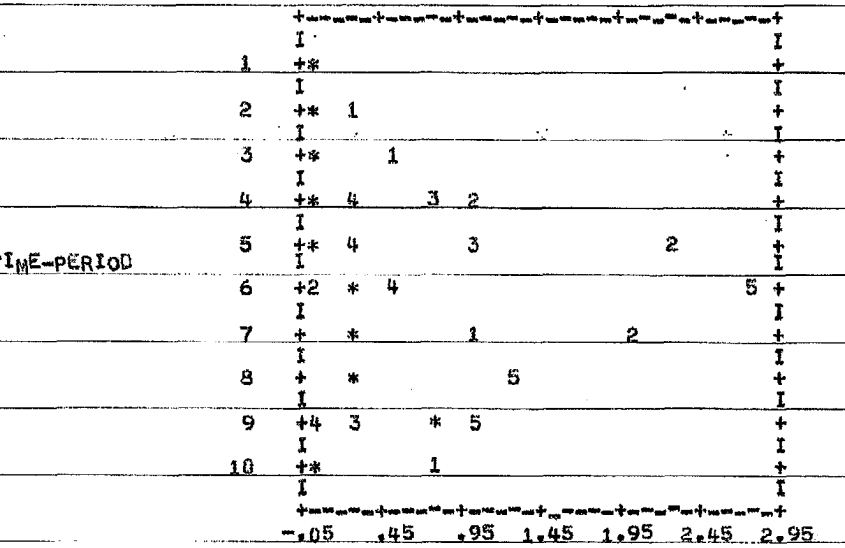

DUP050309035

RESPONSE NUMBER 14 Y14=ATYPICAL CELLS

CELL IDENTIFICATION	CELL MEAN
1 1 1 1	.0000
1 1 1 2	.0000
1 1 1 3	1.0000
1 1 1 4	2.0000
1 1 1 5	.0000
1 1 1 6	.0000
1 1 1 7	1.0000
1 1 1 8	.0000
1 1 1 9	1.0000
1 1 1 10	.0000
1 1 2 1	1.0000
1 1 2 2	.0000
1 1 2 3	1.0000
1 1 2 4	1.0000
1 1 2 5	2.0000
1 1 2 6	3.0000
1 1 2 7	.0000
1 1 2 8	.0000
1 1 2 9	1.0000
1 1 2 10	1.0000
1 1 3 1	.0000
1 1 3 2	.0000
1 1 3 3	.0000
1 1 3 4	1.0000
1 1 3 5	4.0000
1 1 3 6	1.0000
1 1 3 7	2.0000
1 1 3 8	.0000
1 1 3 9	.0000
1 1 3 10	4.0000
1 1 4 1	2.0000
1 1 4 2	.0000
1 1 4 3	3.0000
1 1 4 4	.0000
1 1 4 5	2.0000
1 1 4 6	.0000
1 1 4 7	1.0000
1 1 4 8	4.0000
1 1 4 9	.0000
1 1 4 10	1.0000
1 2 1 1	.0000
1 2 1 2	1.0000
1 2 1 3	.0000
1 2 1 4	3.0000
1 2 1 5	1.0000
1 2 1 6	1.0000
1 2 1 7	3.0000
1 2 1 8	.0000
1 2 1 9	1.0000
1 2 1 10	1.0000
1 2 2 1	.0000
1 2 2 2	.0000
1 2 2 3	5.0000
1 2 2 4	.0000
1 2 2 5	.0000

DUP050309036

1	2	2	6	.0000
1	2	2	7	.0000
1	2	2	8	1.0000
1	2	2	9	1.0000
1	2	2	10	2.0000
1	2	3	1	.0000
1	2	3	2	.0000
1	2	3	3	.0000
1	2	3	4	1.0000
1	2	3	5	1.0000
1	2	3	6	.0000
1	2	3	7	.0000
1	2	3	8	2.0000
1	2	3	9	.0000
1	2	3	10	2.0000
1	2	4	1	.0000
1	2	4	2	.0000
1	2	4	3	.0000
1	2	4	4	.0000
1	2	4	5	.0000
1	2	4	6	.0000
1	2	4	7	.0000
1	2	4	8	2.0000
1	2	4	9	.0000
1	2	4	10	.0000
1	3	1	1	.0000
1	3	1	2	1.0000
1	3	1	3	1.0000
1	3	1	4	2.0000
1	3	1	5	1.0000
1	3	1	6	.0000
1	3	1	7	.0000
1	3	1	8	1.0000
1	3	1	9	.0000
1	3	1	10	1.0000
1	3	2	1	.0000
1	3	2	2	.0000
1	3	2	3	1.0000
1	3	2	4	.0000
1	3	2	5	2.0000
1	3	2	6	.0000
1	3	2	7	.0000
1	3	2	8	.0000
1	3	2	9	1.0000
1	3	2	10	.0000
1	3	3	1	2.0000
1	3	3	2	1.0000
1	3	3	3	.0000
1	3	3	4	1.0000
1	3	3	5	1.0000
1	3	3	6	1.0000
1	3	3	7	1.0000
1	3	3	8	.0000
1	3	3	9	1.0000
1	3	3	10	1.0000
1	3	4	1	1.0000
1	3	4	2	.0000
1	3	4	3	.0000
1	3	4	4	1.0000
1	3	4	5	.0000

DUP050309037

1	3	4	6	.0000
1	3	4	7	2.0000
1	3	4	8	1.0000
1	3	4	9	.0000
1	3	4	10	.0000
1	4	1	1	2.0000
1	4	1	2	.0000
1	4	1	3	.0000
1	4	1	4	.0000
1	4	1	5	.0000
1	4	1	6	1.0000
1	4	1	7	.0000
1	4	1	8	2.0000
1	4	1	9	1.0000
1	4	1	10	1.0000
1	4	2	1	.0000
1	4	2	2	1.0000
1	4	2	3	1.0000
1	4	2	4	1.0000
1	4	2	5	.0000
1	4	2	6	.0000
1	4	2	7	.0000
1	4	2	8	.0000
1	4	2	9	.0000
1	4	2	10	.0000
1	4	3	1	1.0000
1	4	3	2	1.0000
1	4	3	3	.0000
1	4	3	4	3.0000
1	4	3	5	1.0000
1	4	3	6	1.0000
1	4	3	7	.0000
1	4	3	8	3.0000
1	4	3	9	.0000
1	4	3	10	3.0000
1	4	4	1	.0000
1	4	4	2	.0000
1	4	4	3	.0000
1	4	4	4	1.0000
1	4	4	5	.0000
1	4	4	6	.0000
1	4	4	7	1.0000
1	4	4	8	2.0000
1	4	4	9	.0000
1	4	4	10	1.0000
1	5	1	1	.0000
1	5	1	2	.0000
1	5	1	3	1.0000
1	5	1	4	.0000
1	5	1	5	.0000
1	5	1	6	3.0000
1	5	1	7	.0000
1	5	1	8	3.0000
1	5	1	9	.0000
1	5	1	10	2.0000
1	5	2	1	3.0000
1	5	2	2	1.0000
1	5	2	3	.0000
1	5	2	4	.0000
1	5	2	5	.0000

DUP050309038

1	5	2	6	1.0000
1	5	2	7	.0000
1	5	2	8	2.0000
1	5	2	9	.0000
1	5	2	10	.0000
1	5	3	1	.0000
1	5	3	2	.0000
1	5	3	3	.0000
1	5	3	4	.0000
1	5	3	5	1.0000
1	5	3	6	.0000
1	5	3	7	.0000
1	5	3	8	.0000
1	5	3	9	.0000
1	5	3	10	.0000
1	5	4	1	.0000
1	5	4	2	.0000
1	5	4	3	1.0000
1	5	4	4	1.0000
1	5	4	5	.0000
1	5	4	6	1.0000
1	5	4	7	.0000
1	5	4	8	2.0000
1	5	4	9	.0000
1	5	4	10	1.0000
2	1	1	1	.0000
2	1	1	2	2.0000
2	1	1	3	2.0000
2	1	1	4	1.0000
2	1	1	5	1.0000
2	1	1	6	1.0000
2	1	1	7	3.0000
2	1	1	8	.0000
2	1	1	9	.0000
2	1	1	10	.0000
2	1	2	1	.0000
2	1	2	2	1.0000
2	1	2	3	2.0000
2	1	2	4	1.0000
2	1	2	5	.0000
2	1	2	6	.0000
2	1	2	7	1.0000
2	1	2	8	.0000
2	1	2	9	.0000
2	1	2	10	.0000
2	1	3	1	1.0000
2	1	3	2	.0000
2	1	3	3	2.0000
2	1	3	4	.0000
2	1	3	5	.0000
2	1	3	6	4.0000
2	1	3	7	4.0000
2	1	3	8	2.0000
2	1	3	9	3.0000
2	1	3	10	1.0000
2	1	4	1	1.0000
2	1	4	2	.0000
2	1	4	3	.0000
2	1	4	4	1.0000
2	1	4	5	.0000

DUP050309039

2	1	4	6	.0000
2	1	4	7	.0000
2	1	4	8	2.0000
2	1	4	9	2.0000
2	1	4	10	.0000
2	2	1	1	1.0000
2	2	1	2	.0000
2	2	1	3	1.0000
2	2	1	4	2.0000
2	2	1	5	1.0000
2	2	1	6	2.0000
2	2	1	7	3.0000
2	2	1	8	3.0000
2	2	1	9	3.0000
2	2	1	10	1.0000
2	2	2	1	.0000
2	2	2	2	.0000
2	2	2	3	2.0000
2		2	4	1.0000
2		2	5	.0000
2		2	6	2.0000
2		2	7	4.0000
2		2	8	1.0000
2		2	9	3.0000
2	2	2	10	4.0000
2	2	3	1	2.0000
2		3	2	.0000
2		3	3	.0000
2		3	4	.0000
2		3	5	.0000
2		3	6	.0000
2		3	7	1.0000
2		3	8	1.0000
2		3	9	.0000
2	2	3	10	4.0000
2	2	4	1	1.0000
2	2	4	2	.0000
2	2	4	3	1.0000
2	2	4	4	1.0000
2	2	4	5	.0000
2	2	4	6	3.0000
2	2	4	7	1.0000
2	2	4	8	1.0000
2	2	4	9	2.0000
2	2	4	10	2.0000
2	3	1	1	.0000
2	3	1	2	.0000
2	3	1	3	.0000
2	3	1	4	1.0000
2	3	1	5	1.0000
2	3	1	6	.0000
2	3	1	7	.0000
2	3	1	8	.0000
2	3	1	9	.0000
2	3	1	10	.0000
2	3	2	1	.0000
2	3	2	2	.0000
2	3	2	3	2.0000
2	3	2	4	4.0000
2	3	2	5	.0000

DUP050309040

14

DUP050309041

2	3	2	6	2.0000
2	3	2	7	3.0000
2	3	2	8	.0000
2	3	2	9	1.0000
2	3	2	10	4.0000
2	3	3	1	1.0000
2	3	3	2	.0000
2	3	3	3	.0000
2	3	3	4	3.0000
2	3	3	5	.0000
2	3	3	6	1.0000
2	3	3	7	1.0000
2	3	3	8	.0000
2	3	3	9	1.0000
2	3	3	10	.0000
2	3	4	1	.0000
2	3	4	2	.0000
2	3	4	3	2.0000
2	3	4	4	.0000
2	3	4	5	.0000
2	3	4	6	1.0000
2	3	4	7	1.0000
2	3	4	8	.0000
2	3	4	9	.0000
2	3	4	10	2.0000
2	4	1	1	1.0000
2	4	1	2	1.0000
2	4	1	3	1.0000
2	4	1	4	2.0000
2	4	1	5	.0000
2	4	1	6	1.0000
2	4	1	7	.0000
2	4	1	8	1.0000
2	4	1	9	1.0000
2	4	1	10	1.0000
2	4	2	1	.0000
2	4	2	2	1.0000
2	4	2	3	.0000
2	4	2	4	1.0000
2	4	2	5	.0000
2	4	2	6	.0000
2	4	2	7	.0000
2	4	2	8	1.0000
2	4	2	9	1.0000
2	4	2	10	1.0000
2	4	3	1	.0000
2	4	3	2	1.0000
2	4	3	3	.0000
2	4	3	4	.0000
2	4	3	5	1.0000
2	4	3	6	1.0000
2	4	3	7	.0000
2	4	3	8	.0000
2	4	3	9	2.0000
2	4	3	10	.0000
2	4	4	1	.0000
2	4	4	2	.0000
2	4	4	3	.0000
2	4	4	4	.0000
2	4	4	5	.0000

SPEEDFLO BY MOORE BUSINESS FORMS, INC.

DUP050309042

2	4	4	6	1.0000
2	4	4	7	.0000
2	4	4	8	1.0000
2	4	4	9	.0000
2	4	4	10	.0000
2	5	1	1	.0000
2	5	1	2	1.0000
2	5	1	3	2.0000
2	5	1	4	.0000
2	5	1	5	1.0000
2	5	1	6	.0000
2	5	1	7	.0000
2	5	1	8	1.0000
2	5	1	9	.0000
2	5	1	10	5.0000
2	5	2	1	1.0000
2	5	2	2	.0000
2	5	2	3	1.0000
2	5	2	4	1.0000
2	5	2	5	1.0000
2	5	2	6	1.0000
2	5	2	7	.0000
2	5	2	8	1.0000
2	5	2	9	.0000
2	5	2	10	3.0000
2	5	3	1	1.0000
2	5	3	2	1.0000
2	5	3	3	1.0000
2	5	3	4	1.0000
2	5	3	5	1.0000
2	5	3	6	.0000
2	5	3	7	.0000
2	5	3	8	1.0000
2	5	3	9	1.0000
2	5	3	10	1.0000
2	5	4	1	1.0000
2	5	4	2	.0000
2	5	4	3	.0000
2	5	4	4	1.0000
2	5	4	5	.0000
2	5	4	6	.0000
2	5	4	7	.0000
2	5	4	8	1.0000
2	5	4	9	.0000
2	5	4	10	3.0000

GRAND MEAN .80250

DUP050309043

RESPONSE NUMBER 14 Y14=ATYPICAL CELLS

ANOVA TABLE

SOURCE OF VARIATION	DEGREES OF FREEDOM	SUM OF SQUARES	MEAN SQUARE	F RATIO
TOTAL	399	429.39712		
A = SEX	1	2.72250	2.72250	1.72
B = PB-LEVEL	4	10.91000	2.72750	1.73
AB	4	8.09000	2.02250	1.28
C = DOG	30	47.37499	1.57917	1.82 **
D = TIME-PERIOD	9	27.67250	3.07472	3.55 **
AD	9	13.15250	1.46139	1.69
BD	36	45.68999	1.26917	1.47 *
ABD	36	39.90999	1.10861	1.28
CD	270	233.87477	.86620	

* SIGNIFICANT AT THE .05 PROBABILITY LEVEL (ONE-TAIL TEST)
** SIGNIFICANT AT THE .01 PROBABILITY LEVEL (ONE-TAIL TEST)

DUP050309044

RESPONSE NUMBER 14 Y14=ATYPICAL CELLS

MEANS TABLES

SEX MEANS

MALE	FEMALE
.7200	.8850

STANDARD ERROR OF A MEAN =	.0889
95% CONFIDENCE LIMITS =	.1815
STANDARD ERROR OF THE DIFFERENCE BETWEEN TWO MEANS =	.1257
LEAST SIGNIFICANT DIFFERENCE (LSD) =	.2566

PB-LEVEL MEANS

0PPM	10PPM	50PPM	100PPM	500PPM
.9750	1.0250	.7000	.6125	.7000

STANDARD ERROR OF A MEAN =	.1405
95% CONFIDENCE LIMITS =	.2869
STANDARD ERROR OF THE DIFFERENCE BETWEEN TWO MEANS =	.1987
LEAST SIGNIFICANT DIFFERENCE (LSD) =	.4058

SEX * PB-LEVEL INTERACTION

SEX PB-LEVEL

	0PPM	10PPM	50PPM	100PPM	500PPM
MALE	1.0000	.7000	.6250	.7000	.5750
FEMALE	.9500	1.3500	.7750	.5250	.8250
DIFFERENCES	.0500	-.6500	-.1500	.1750	-.2500

STANDARD ERROR OF A MEAN =	.1987
95% CONFIDENCE LIMITS =	.4058
STANDARD ERROR OF THE DIFFERENCE BETWEEN TWO MEANS =	.2810
LEAST SIGNIFICANT DIFFERENCE (LSD) =	.5739

DUP050309045

THREE WAY TABLE OF MEANS FOR FACTORS SEX , PB-LEVEL , DOG

SEX AT LEVEL MALE

PB-LEVEL DOG

	1	2	3	4
0PPM	.5000	1.0000	1.2000	1.3000
10PPM	1.1000	.9000	.6000	.2000
50PPM	.7000	.4000	.9000	.5000
100PPM	.7000	.3000	1.3000	.5000
500PPM	.9000	.7000	.1000	.6000

SEX AT LEVEL FEMALE

PB-LEVEL DOG

	1	2	3	4
0PPM	1.0000	.5000	1.7000	.6000
10PPM	1.7000	1.7000	.8000	1.2000
50PPM	.2000	1.6000	.7000	.6000
100PPM	.9000	.5000	.5000	.2000
500PPM	1.9000	.9000	.8000	.6000

TIME-PERIOD MEANS

1 MON	2 MON	3 MON	6 MON	9 MON	12 MON	15 MON	18 MON	21 MON	24 MON
.5750	.3500	.8500	.9750	.5750	.8250	.8250	1.0500	.6750	1.3250

STANDARD ERROR OF A MEAN = .1472
95% CONFIDENCE LIMITS = .2897
STANDARD ERROR OF THE DIFFERENCE BETWEEN TWO MEANS = .2081
LEAST SIGNIFICANT DIFFERENCE (LSD) = .4097

DUP050309046

SEX * TIME-PERIOD INTERACTION

SEX TIME-PERIOD

	1 MON	2 MON	3 MON	6 MON	9 MON	12 MON	15 MON	18 MON	21 MON	24 MON
MALE	.6000	.3000	.7500	.9000	.8000	.6500	.5500	1.2500	.3500	1.0500
FEMALE	.5500	.4000	.9500	1.0500	.3500	1.0000	1.1000	.8500	1.0000	1.6000
DIFFERENCES	.0500	-.1000	-.2000	-.1500	.4500	-.3500	-.5500	.4000	-.6500	-.5500

PB-LEVEL * TIME-PERIOD INTERACTION

PB-LEVEL TIME-PERIOD

	1 MON	2 MON	3 MON	6 MON	9 MON	12 MON	15 MON	18 MON	21 MON	24 MON
0PPM	.6250	.3750	1.3750	.8750	1.1250	1.1250	1.5000	1.0000	.8750	.8750
10PPM	.5000	.1250	1.1250	1.0000	.3750	1.0000	1.5000	1.3750	1.2500	2.0000
50PPM	.5000	.2500	.7500	1.5000	.6250	.6250	1.0000	.2500	.5000	1.0000
100PPM	.5000	.6250	.2500	1.0000	.2500	.6250	.1250	1.2500	.6250	.8750
500PPM	.7500	.3750	.7500	.5000	.5000	.7500	.0000	1.3750	.1250	1.8750

THREE WAY TABLE OF MEANS FOR FACTORS SEX , PB-LEVEL , TIME-PERIOD
SEX AT LEVEL MALE

PB-LEVEL TIME-PERIOD

	1 MON	2 MON	3 MON	6 MON	9 MON	12 MON	15 MON	18 MON	21 MON	24 MON
0PPM	.7500	.0000	1.2500	1.0000	2.0000	1.0000	1.0000	1.0000	.5000	1.5000
10PPM	.0000	.2500	1.2500	1.0000	.5000	.2500	.7500	1.2500	.5000	1.2500
50PPM	.7500	.5000	.5000	1.0000	1.0000	.2500	.7500	.5000	.5000	.5000
100PPM	.7500	.5000	.2500	1.2500	.2500	.5000	.2500	1.7500	.2500	1.2500
500PPM	.7500	.2500	.5000	.2500	.2500	1.2500	.0000	1.7500	.0000	.7500

DUP050309047

SEX AT LEVEL FEMALE

PB-LEVEL TIME-PERIOD

	1 MON	2 MON	3 MON	6 MON	9 MON	12 MON	15 MON	18 MON	21 MON	24 MON
0PPM	.5000	.7500	1.5000	.7500	.2500	1.2500	2.0000	1.0000	1.2500	.2500
10PPM	1.0000	.0000	1.0000	1.0000	.2500	1.7500	2.2500	1.5000	2.0000	2.7500
50PPM	.2500	.0000	1.0000	2.0000	.2500	1.0000	1.2500	.0000	.5000	1.5000
100PPM	.2500	.7500	.2500	.7500	.2500	.7500	.0000	.7500	1.0000	.5000
500PPM	.7500	.5000	1.0000	.7500	.7500	.2500	.0000	1.0000	.2500	3.0000

DUP05030904B

SYMBOLS USED IN 2- AND 3-WAY MEANS PLOTS

1 - LEVEL 1
2 - LEVEL 2
3 - LEVEL 3
4 - LEVEL 4
5 - LEVEL 5
* - REPEATED SYMBOLS

DUP050309049

SEX MEANS PB-LEVEL MEANS



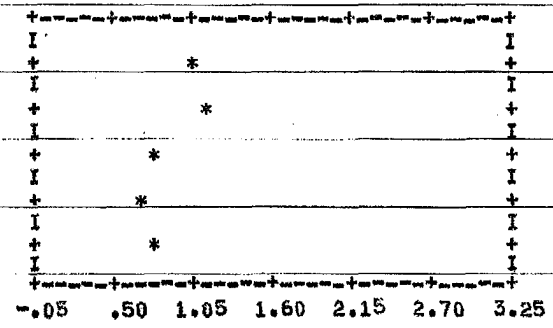

251

DUP050309050

PB-LEVEL * SEX

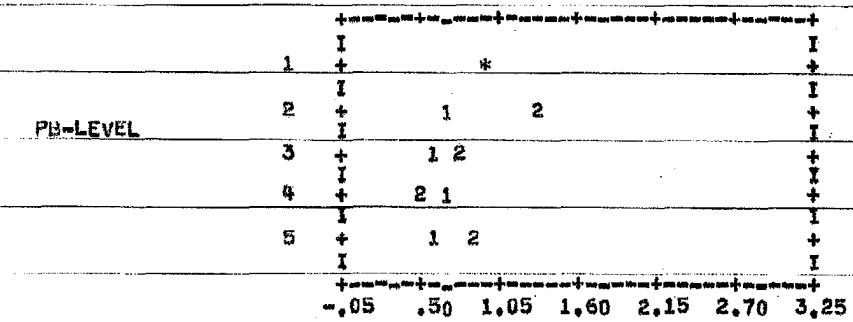

SEX * PB-LEVEL * DOG
SEX AT LEVEL MALE

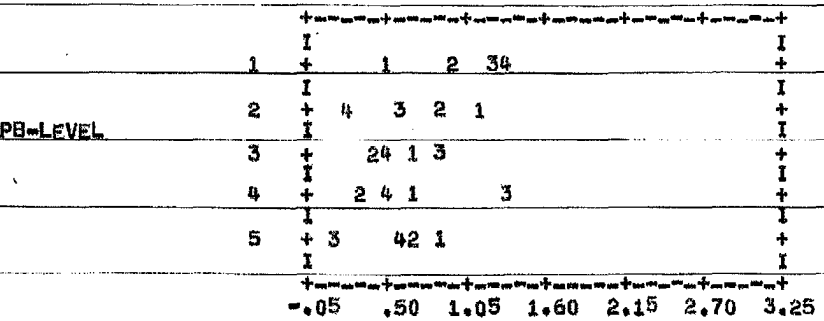

DUP050309051

SEX * PB-LEVEL * DOG TIME-PERIOD MEANS

SEX AT LEVEL FEMALE



DUP05030952

254

TIME-PERIOD * SEX

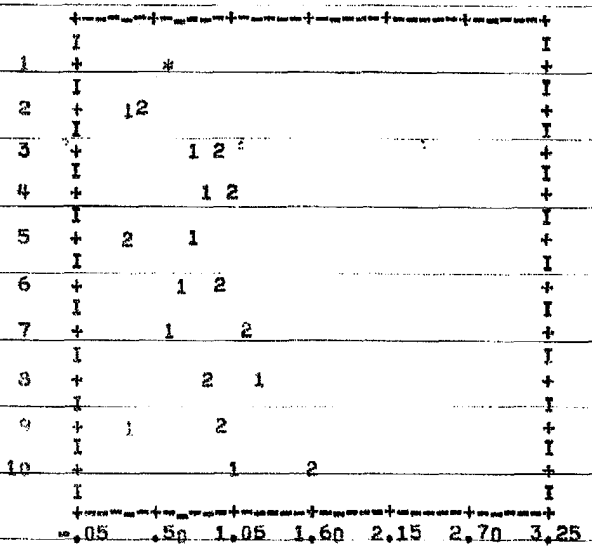

TIME-PERIOD * PB-LEVEL

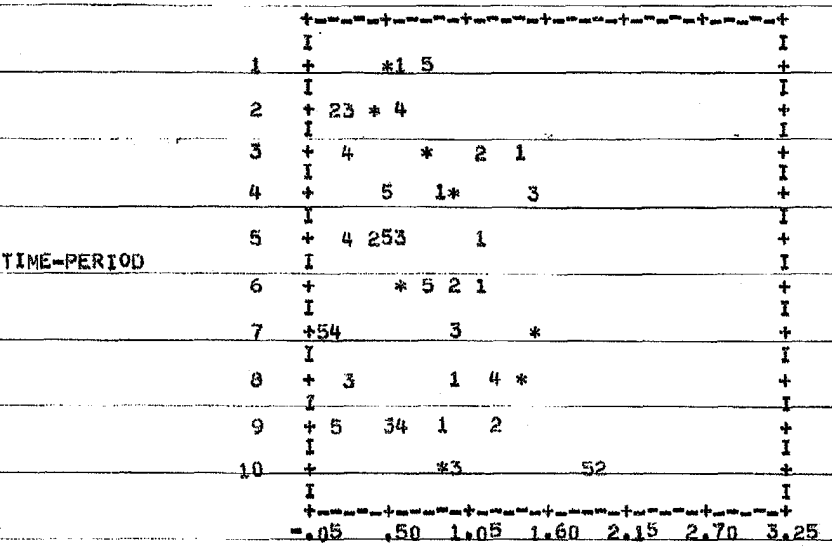

DUP050309053

SEX * TIME-PERIOD * PB-LEVEL
SEX AT LEVEL MALE



SEX * TIME-PERIOD * PB-LEVEL
SEX AT LEVEL FEMALE



DUP05030905

RESPONSE NUMBER 15 Y15=NUCLEATED RBCS

CELL IDENTIFICATION	CELL MEAN
1 1 1 1	.0000
1 1 1 2	1.0000
1 1 1 3	.0000
1 1 1 4	1.0000
1 1 1 5	1.0000
1 1 1 6	1.0000
1 1 1 7	3.0000
1 1 1 8	.0000
1 1 1 9	.0000
1 1 1 10	.0000
1 1 2 1	.0000
1 1 2 2	.0000
1 1 2 3	.0000
1 1 2 4	.0000
1 1 2 5	.0000
1 1 2 6	1.0000
1 1 2 7	.0000
1 1 2 8	.0000
1 1 2 9	.0000
1 1 2 10	.0000
1 1 3 1	.0000
1 1 3 2	1.0000
1 1 3 3	.0000
1 1 3 4	1.0000
1 1 3 5	.0000
1 1 3 6	1.0000
1 1 3 7	1.0000
1 1 3 8	1.0000
1 1 3 9	2.0000
1 1 3 10	.0000
1 1 4 1	.0000
1 1 4 2	.0000
1 1 4 3	1.0000
1 1 4 4	.0000
1 1 4 5	.0000
1 1 4 6	.0000
1 1 4 7	1.0000
1 1 4 8	.0000
1 1 4 9	.0000
1 1 4 10	1.0000
1 2 1 1	.0000
1 2 1 2	.0000
1 2 1 3	.0000
1 2 1 4	.0000
1 2 1 5	.0000
1 2 1 6	.0000
1 2 1 7	.0000
1 2 1 8	.0000
1 2 1 9	.0000
1 2 1 10	.0000
1 2 2 1	.0000
1 2 2 2	.0000
1 2 2 3	.0000
1 2 2 4	.0000
1 2 2 5	.0000

DUP050309055

1	2	2	6	.0000
1	2	2	7	.0000
1	2	2	8	1.0000
1	2	2	9	.0000
1	2	2	10	.0000
1	2	3	1	.0000
1	2	3	2	.0000
1	2	3	3	.0000
1	2	3	4	.0000
1	2	3	5	1.0000
1	2	3	6	.0000
1	2	3	7	.0000
1	2	3	8	1.0000
1	2	3	9	.0000
1	2	3	10	.0000
1	2	4	1	.0000
1	2	4	2	.0000
1	2	4	3	.0000
1	2	4	4	.0000
1	2	4	5	1.0000
1	2	4	6	.0000
1	2	4	7	.0000
1	2	4	8	1.0000
1	2	4	9	.0000
1	2	4	10	.0000
1	3	1	1	.0000
1	3	1	2	.0000
1	3	1	3	.0000
1	3	1	4	.0000
1	3	1	5	.0000
1	3	1	6	1.0000
1	3	1	7	.0000
1	3	1	8	.0000
1	3	1	9	.0000
1	3	1	10	.0000
1	3	2	1	.0000
1	3	2	2	.0000
1	3	2	3	.0000
1	3	2	4	.0000
1	3	2	5	.0000
1	3	2	6	.0000
1	3	2	7	.0000
1	3	2	8	1.0000
1	3	2	9	.0000
1	3	2	10	.0000
1	3	3	1	.0000
1	3	3	2	.0000
1	3	3	3	.0000
1	3	3	4	.0000
1	3	3	5	.0000
1	3	3	6	.0000
1	3	3	7	.0000
1	3	3	8	.0000
1	3	3	9	.0000
1	3	3	10	.0000
1	3	4	1	.0000
1	3	4	2	.0000
1	3	4	3	.0000
1	3	4	4	.0000
1	3	4	5	1.0000

DUP050309056

1	3	4	6	1.0000
1	3	4	7	1.0000
1	3	4	8	1.0000
1	3	4	9	.0000
1	3	4	10	.0000
1	4	1	1	.0000
1	4	1	2	.0000
1	4	1	3	.0000
1	4	1	4	.0000
1	4	1	5	1.0000
1	4	1	6	.0000
1	4	1	7	.0000
1	4	1	8	.0000
1	4	1	9	.0000
1	4	1	10	.0000
1	4	2	1	.0000
1	4	2	2	.0000
1	4	2	3	.0000
1	4	2	4	1.0000
1	4	2	5	.0000
1	4	2	6	1.0000
1	4	2	7	.0000
1	4	2	8	.0000
1	4	2	9	.0000
1	4	2	10	1.0000
1	4	3	1	.0000
1	4	3	2	.0000
1	4	3	3	.0000
1	4	3	4	.0000
1	4	3	5	.0000
1	4	3	6	.0000
1	4	3	7	1.0000
1	4	3	8	.0000
1	4	3	9	.0000
1	4	3	10	.0000
1	4	4	1	.0000
1	4	4	2	.0000
1	4	4	3	.0000
1	4	4	4	.0000
1	4	4	5	.0000
1	4	4	6	.0000
1	4	4	7	.0000
1	4	4	8	1.0000
1	4	4	9	1.0000
1	4	4	10	.0000
1	5	1	1	.0000
1	5	1	2	.0000
1	5	1	3	.0000
1	5	1	4	.0000
1	5	1	5	.0000
1	5	1	6	.0000
1	5	1	7	.0000
1	5	1	8	.0000
1	5	1	9	.0000
1	5	1	10	.0000
1	5	2	1	.0000
1	5	2	2	.0000
1	5	2	3	.0000
1	5	2	4	.0000
1	5	2	5	.0000

DUP050309057

1	5	2	6	.0000
1	5	2	7	.0000
1	5	2	8	2.0000
1	5	2	9	.0000
1	5	2	10	1.0000
1	5	3	1	1.0000
1	5	3	2	.0000
1	5	3	3	.0000
1	5	3	4	.0000
1	5	3	5	.0000
1	5	3	6	1.0000
1	5	3	7	.0000
1	5	3	8	.0000
1	5	3	9	1.0000
1	5	3	10	.0000
1	5	4	1	.0000
1	5	4	2	.0000
1	5	4	3	.0000
1	5	4	4	.0000
1	5	4	5	.0000
1	5	4	6	.0000
1	5	4	7	.0000
1	5	4	8	1.0000
1	5	4	9	.0000
1	5	4	10	.0000
2	1	1	1	.0000
2	1	1	2	.0000
2	1	1	3	1.0000
2	1	1	4	.0000
2	1	1	5	.0000
2	1	1	6	.0000
2	1	1	7	.0000
2	1	1	8	.0000
2	1	1	9	1.0000
2	1	1	10	1.0000
2	1	2	1	.0000
2	1	2	2	.0000
2	1	2	3	.0000
2	1	2	4	.0000
2	1	2	5	.0000
2	1	2	6	.0000
2	1	2	7	.0000
2	1	2	8	1.0000
2	1	2	9	.0000
2	1	2	10	.0000
2	1	3	1	.0000
2	1	3	2	.0000
2	1	3	3	.0000
2	1	3	4	.0000
2	1	3	5	.0000
2	1	3	6	.0000
2	1	3	7	.0000
2	1	3	8	.0000
2	1	3	9	.0000
2	1	3	10	.0000
2	1	4	1	.0000
2	1	4	2	.0000
2	1	4	3	.0000
2	1	4	4	.0000
2	1	4	5	1.0000

DUP050309058

2	1	4	6	.0000
2	1	4	7	.0000
2	1	4	8	.0000
2	1	4	9	.0000
2	1	4	10	.0000
2	2	1	1	1.0000
2	2	1	2	.0000
2	2	1	3	.0000
2	2	1	4	.0000
2	2	1	5	.0000
2	2	1	6	.0000
2	2	1	7	.0000
2	2	1	8	1.0000
2	2	1	9	.0000
2	2	1	10	.0000
2	2	2	1	1.0000
2	2	2	2	.0000
2	2	2	3	.0000
2	2	2	4	.0000
2	2	2	5	.0000
2	2	2	6	2.0000
2	2	2	7	.0000
2	2	2	8	1.0000
2	2	2	9	.0000
2	2	2	10	.0000
2	2	3	1	.0000
2	2	3	2	.0000
2	2	3	3	.0000
2	2	3	4	.0000
2	2	3	5	.0000
2	2	3	6	.0000
2	2	3	7	1.0000
2	2	3	8	.0000
2	2	3	9	1.0000
2	2	3	10	.0000
2	2	4	1	.0000
2	2	4	2	.0000
2	2	4	3	.0000
2	2	4	4	.0000
2	2	4	5	.0000
2	2	4	6	1.0000
2	2	4	7	.0000
2	2	4	8	.0000
2	2	4	9	.0000
2	2	4	10	.0000
2	3	1	1	.0000
2	3	1	2	.0000
2	3	1	3	.0000
2	3	1	4	.0000
2	3	1	5	.0000
2	3	1	6	.0000
2	3	1	7	.0000
2	3	1	8	.0000
2	3	1	9	.0000
2	3	1	10	.0000
2	3	2	1	1.0000
2	3	2	2	1.0000
2	3	2	3	.0000
2	3	2	4	.0000
2	3	2	5	.0000

DUP050309059

15

DUP050309060

2	3	2	6	3.0000
2	3	2	7	.0000
2	3	2	8	.0000
2	3	2	9	.0000
2	3	2	10	.0000
2	3	3	1	.0000
2	3	3	2	.0000
2	3	3	3	.0000
2	3	3	4	.0000
2	3	3	5	.0000
2	3	3	6	.0000
2	3	3	7	.0000
2	3	3	8	.0000
2	3	3	9	3.0000
2	3	3	10	.0000
2	3	4	1	.0000
2	3	4	2	.0000
2	3	4	3	.0000
2	3	4	4	.0000
2	3	4	5	.0000
2	3	4	6	.0000
2	3	4	7	.0000
2	3	4	8	.0000
2	3	4	9	.0000
2	3	4	10	.0000
2	4	1	1	.0000
2	4	1	2	.0000
2	4	1	3	.0000
2	4	1	4	.0000
2	4	1	5	.0000
2	4	1	6	.0000
2	4	1	7	.0000
2	4	1	8	.0000
2	4	1	9	.0000
2	4	1	10	.0000
2	4	2	1	.0000
2	4	2	2	.0000
2	4	2	3	1.0000
2	4	2	4	2.0000
2	4	2	5	.0000
2	4	2	6	1.0000
2	4	2	7	.0000
2	4	2	8	1.0000
2	4	2	9	.0000
2	4	2	10	1.0000
2	4	3	1	.0000
2	4	3	2	.0000
2	4	3	3	.0000
2	4	3	4	.0000
2	4	3	5	.0000
2	4	3	6	.0000
2	4	3	7	.0000
2	4	3	8	.0000
2	4	3	9	.0000
2	4	3	10	.0000
2	4	4	1	.0000
2	4	4	2	.0000
2	4	4	3	1.0000
2	4	4	4	.0000
2	4	4	5	.0000

DUP050309061

2	4	4	6	.0000
2	4	4	7	.0000
2	4	4	8	.0000
2	4	4	9	.0000
2	4	4	10	1.0000
2	5	1	1	.0000
2	5	1	2	.0000
2	5	1	3	.0000
2	5	1	4	.0000
2	5	1	5	1.0000
2	5	1	6	.0000
2	5	1	7	.0000
2	5	1	8	.0000
2	5	1	9	.0000
2	5	1	10	.0000
2	5	2	1	1.0000
2	5	2	2	.0000
2	5	2	3	2.0000
2	5	2	4	.0000
2	5	2	5	2.0000
2	5	2	6	.0000
2	5	2	7	.0000
2	5	2	8	1.0000
2	5	2	9	.0000
2	5	2	10	1.0000
2	5	3	1	1.0000
2	5	3	2	.0000
2	5	3	3	.0000
2	5	3	4	.0000
2	5	3	5	.0000
2	5	3	6	1.0000
2	5	3	7	.0000
2	5	3	8	.0000
2	5	3	9	.0000
2	5	3	10	.0000
2	5	4	1	.0000
2	5	4	2	.0000
2	5	4	3	.0000
2	5	4	4	.0000
2	5	4	5	.0000
2	5	4	6	.0000
2	5	4	7	.0000
2	5	4	8	.0000
2	5	4	9	.0000
2	5	4	10	.0000

GRAND MEAN .20750

DUP050309062

RESPONSE NUMBER 15 Y15=NUCLEATED RBCS

ANOVA TABLE

SOURCE OF VARIATION	DEGREES OF FREEDOM	SUM OF SQUARES	MEAN SQUARE	F RATIO
TOTAL	399	95.77735		
A = SEX	1	.02250	.02250	.05
B = PB-LEVEL	4	.71500	.17875	.42
AB	4	2.46500	.61625	1.44
C = DOG	30	12.87500	.42917	2.02 **
D = TIME-PERIOD	9	3.55250	.39472	1.86
AD	9	2.45250	.27250	1.28
BD	36	7.63500	.21208	1.00
ABD	36	8.68500	.24125	1.14
CD	270	57.37496	.21250	

* SIGNIFICANT AT THE .05 PROBABILITY LEVEL (ONE-TAIL TEST)
** SIGNIFICANT AT THE .01 PROBABILITY LEVEL (ONE-TAIL TEST)

DUP050309063

RESPONSE NUMBER 15 Y15=NUCLEATED RBCS

MEANS TABLES

SEX MEANS

MALE	FEMALE
.2150	.2000

STANDARD ERROR OF A MEAN =	.0463
95% CONFIDENCE LIMITS =	.0946
STANDARD ERROR OF THE DIFFERENCE BETWEEN TWO MEANS =	.0655
LEAST SIGNIFICANT DIFFERENCE (LSD) =	.1338

PB-LEVEL MEANS

0PPM	10PPM	50PPM	100PPM	500PPM
.2875	.1750	.1750	.1875	.2125

STANDARD ERROR OF A MEAN =	.0732
95% CONFIDENCE LIMITS =	.1496
STANDARD ERROR OF THE DIFFERENCE BETWEEN TWO MEANS =	.1036
LEAST SIGNIFICANT DIFFERENCE (LSD) =	.2115

SEX * PB-LEVEL INTERACTION

SEX PB-LEVEL

	0PPM	10PPM	50PPM	100PPM	500PPM
MALE	.4500	.1250	.1500	.1750	.1750
FEMALE	.1250	.2250	.2000	.2000	.2500
DIFFERENCES	.3250	-.1000	-.0500	-.0250	-.0750

STANDARD ERROR OF A MEAN =	.1036
95% CONFIDENCE LIMITS =	.2115
STANDARD ERROR OF THE DIFFERENCE BETWEEN TWO MEANS =	.1465
LEAST SIGNIFICANT DIFFERENCE (LSD) =	.2992

DUP05030906

THREE WAY TABLE OF MEANS FOR FACTORS SEX , PB-LEVEL , DOG

SEX AT LEVEL MALE

PB-LEVEL DOG

	1	2	3	4
0PPM	.7000	.1000	.7000	.3000
10PPM	.0000	.1000	.2000	.2000
50PPM	.1000	.1000	.0000	.4000
100PPM	.1000	.3000	.1000	.2000
500PPM	.0000	.3000	.3000	.1000

SEX AT LEVEL FEMALE

PB-LEVEL DOG

	1	2	3	4
0PPM	.3000	.1000	.0000	.1000
10PPM	.2000	.4000	.2000	.1000
50PPM	.0000	.5000	.3000	.0000
100PPM	.0000	.6000	.0000	.2000
500PPM	.1000	.7000	.2000	.0000

TIME-PERIOD MEANS

1 MON	2 MON	3 MON	6 MON	9 MON	12 MON	15 MON	18 MON	21 MON	24 MON
.1500	.0750	.1500	.1250	.2250	.3750	.2000	.3750	.2250	.1750

STANDARD ERROR OF A MEAN = .0729
95% CONFIDENCE LIMITS = .1435
STANDARD ERROR OF THE DIFFERENCE BETWEEN TWO MEANS = .1031
LEAST SIGNIFICANT DIFFERENCE (LSD) = .2029

DUP050309065

SEX * TIME-PERIOD INTERACTION

SEX TIME-PERIOD

	1 MON	2 MON	3 MON	6 MON	9 MON	12 MON	15 MON	18 MON	21 MON	24 MON
MALE	.0500	.1000	.0500	.1500	.2500	.3500	.3500	.5000	.2000	.1500
FEMALE	.2500	.0500	.2500	.1000	.2000	.4000	.0500	.2500	.2500	.2000
DIFFERENCES	-.2000	.0500	-.2000	.0500	.0500	-.0500	.3000	.2500	-.0500	-.0500

PB-LEVEL * TIME-PERIOD INTERACTION

PB-LEVEL TIME-PERIOD

	1 MON	2 MON	3 MON	6 MON	9 MON	12 MON	15 MON	18 MON	21 MON	24 MON
0PPM	.0000	.2500	.2500	.2500	.2500	.3750	.6250	.2500	.3750	.2500
10PPM	.2500	.0000	.0000	.0000	.2500	.3750	.1250	.6250	.1250	.0000
50PPM	.1250	.1250	.0000	.0000	.1250	.6250	.1250	.2500	.3750	.0000
100PPM	.0000	.0000	.2500	.3750	.1250	.2500	.1250	.2500	.1250	.3750
500PPM	.3750	.0000	.2500	.0000	.3750	.2500	.0000	.5000	.1250	.2500

THREE WAY TABLE OF MEANS FOR FACTORS SEX , PB-LEVEL , TIME-PERIOD
SEX AT LEVEL MALE

PB-LEVEL TIME-PERIOD

	1 MON	2 MON	3 MON	6 MON	9 MON	12 MON	15 MON	18 MON	21 MON	24 MON
0PPM	.0000	.5000	.2500	.5000	.2500	.7500	1.2500	.2500	.5000	.2500
10PPM	.0000	.0000	.0000	.0000	.5000	.0000	.0000	.7500	.0000	.0000
50PPM	.0000	.0000	.0000	.0000	.2500	.5000	.2500	.5000	.0000	.0000
100PPM	.0000	.0000	.0000	.2500	.2500	.2500	.2500	.2500	.2500	.2500
500PPM	.2500	.0000	.0000	.0000	.0000	.2500	.0000	.7500	.2500	.2500

DUP050309066

SEX AT LEVEL FEMALE

PB-LEVEL TIME-PERIOD

	1 MON	2 MON	3 MON	6 MON	9 MON	12 MON	15 MON	18 MON	21 MON	24 MON
0PPM	.0000	.0000	.2500	.0000	.2500	.0000	.0000	.2500	.2500	.2500
10PPM	.5000	.0000	.0000	.0000	.0000	.7500	.2500	.5000	.2500	.0000
50PPM	.2500	.2500	.0000	.0000	.0000	.7500	.0000	.0000	.7500	.0000
100PPM	.0000	.0000	.5000	.5000	.0000	.2500	.0000	.2500	.0000	.5000
500PPM	.5000	.0000	.5000	.0000	.7500	.2500	.0000	.2500	.0000	.2500

DUP050309067

SYMBOLS USED IN 2- AND 3-WAY MEANS PLOTS

1 = LEVEL 1
2 = LEVEL 2
3 = LEVEL 3
4 = LEVEL 4
5 = LEVEL 5
* = REPEATED SYMBOLS

DUP050309068

SEX MEANS PB-LEVEL MEANS

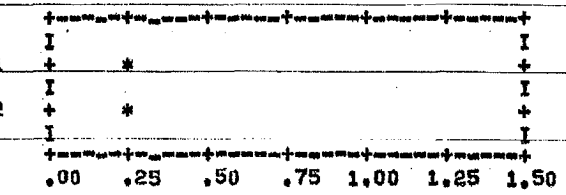

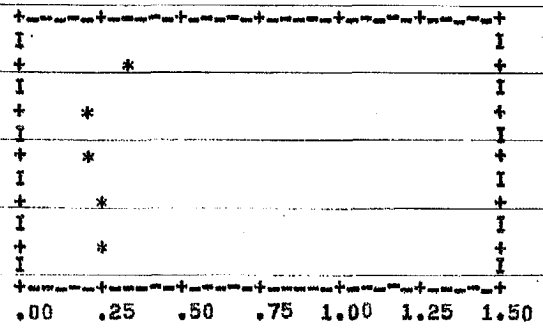

DUP050309069

PB-LEVEL * SEX

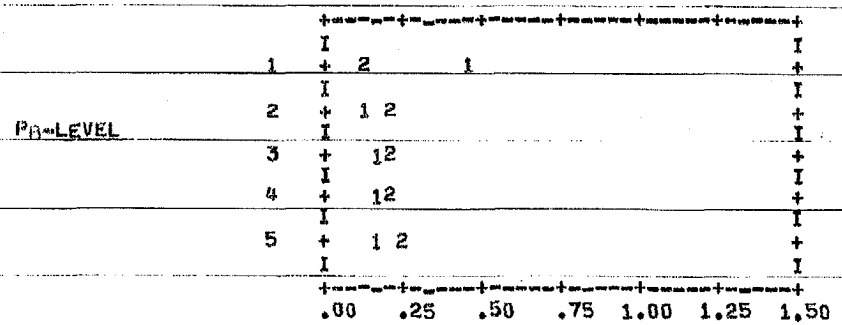

SEX * PB-LEVEL * DOG
SEX AT LEVEL MALE

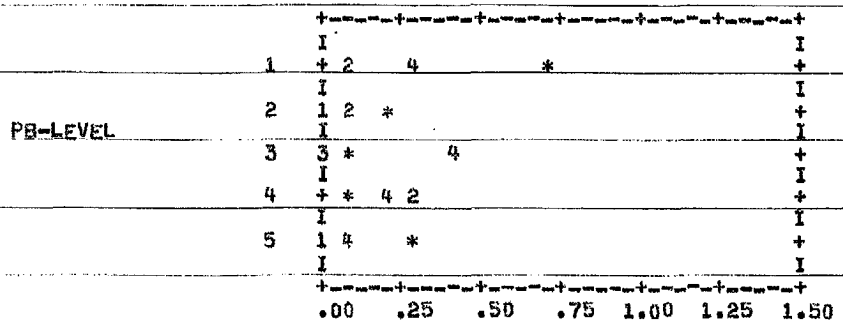

DUP050309070

SEX * PB-LEVEL * DOG TIME-PERIOD MEANS
SEX AT LEVEL FEMALE



DUP050309071

272

TIME-PERIOD * SEX



TIME-PERIOD * PB-LEVEL



DUP050309072

SEX * TIME-PERIOD * PB-LEVEL
SEX AT LEVEL MALE

TIME-PERIOD	.00	.25	.50	.75	1.00	1.25	1.50
1		5					
2			1				
3		1					
4		4	1				
5	5		2				
6	2		3	1			
7						1	
8			3				
9			1				
10							

SEX * TIME-PERIOD * PB-LEVEL
SEX AT LEVEL FEMALE

TIME-PERIOD	.00	.25	.50	.75	1.00	1.25	1.50
1		3					
2		3					
3		1					
4			4				
5		1			5		
6	1						
7		2					
8	3		2				
9					3		
10			4				

DUP050309073

RESPONSE NUMBER 16 ARCSIN SQRT(.01Y4)

CELL IDENTIFICATION	CELL MEAN
1 1 1 1	.0000
1 1 1 2	.0000
1 1 1 3	.0000
1 1 1 4	.0000
1 1 1 5	.0000
1 1 1 6	.0000
1 1 1 7	.0000
1 1 1 8	.0000
1 1 1 9	.0000
1 1 1 10	.0000
1 1 2 1	.0000
1 1 2 2	.0000
1 1 2 3	.0000
1 1 2 4	.0000
1 1 2 5	.0000
1 1 2 6	.0000
1 1 2 7	.0000
1 1 2 8	.0000
1 1 2 9	.0000
1 1 2 10	.0000
1 1 3 1	.0000
1 1 3 2	.0000
1 1 3 3	.0000
1 1 3 4	.0000
1 1 3 5	.0000
1 1 3 6	.0000
1 1 3 7	.0000
1 1 3 8	.0000
1 1 3 9	.0000
1 1 3 10	.0000
1 1 4 1	.0000
1 1 4 2	.0000
1 1 4 3	.0000
1 1 4 4	.0000
1 1 4 5	.0000
1 1 4 6	.0000
1 1 4 7	.0000
1 1 4 8	.0000
1 1 4 9	.0000
1 1 4 10	.0000
1 2 1 1	.0000
1 2 1 2	.0000
1 2 1 3	.0000
1 2 1 4	.0000
1 2 1 5	.0000
1 2 1 6	.0000
1 2 1 7	.0000
1 2 1 8	.0000
1 2 1 9	.0000
1 2 1 10	.0000
1 2 2 1	.0000
1 2 2 2	.0000
1 2 2 3	.0000
1 2 2 4	.0000
1 2 2 5	.0000

DUP050309074

1	2	2	6	.0000
1	2	2	7	.0000
1	2	2	8	.0000
1	2	2	9	.0000
1	2	2	10	.0000
1	2	3	1	.0000
1	2	3	2	.0000
1	2	3	3	.0000
1	2	3	4	.0000
1	2	3	5	.0000
1	2	3	6	.0000
1	2	3	7	.0000
1	2	3	8	.0000
1	2	3	9	.0000
1	2	3	10	.0000
1	2	4	1	.0000
1	2	4	2	.0000
1	2	4	3	.0000
1	2	4	4	.0000
1	2	4	5	.0000
1	2	4	6	.0000
1	2	4	7	.0000
1	2	4	8	.0000
1	2	4	9	.0000
1	2	4	10	.0000
1	3	1	1	.0000
1	3	1	2	.0000
1	3	1	3	.0000
1	3	1	4	.0000
1	3	1	5	.0000
1	3	1	6	.0000
1	3	1	7	.0000
1	3	1	8	.0000
1	3	1	9	.0000
1	3	1	10	.0000
1	3	2	1	.0000
1	3	2	2	.0000
1	3	2	3	.0000
1	3	2	4	.0000
1	3	2	5	.0000
1	3	2	6	.0000
1	3	2	7	.0000
1	3	2	8	.0000
1	3	2	9	.0000
1	3	2	10	.0000
1	3	3	1	.0000
1	3	3	2	.0000
1	3	3	3	.0000
1	3	3	4	.0000
1	3	3	5	.0000
1	3	3	6	.0000
1	3	3	7	.0000
1	3	3	8	.0000
1	3	3	9	.0000
1	3	3	10	.0000
1	3	4	1	.0000
1	3	4	2	.0000
1	3	4	3	.0000
1	3	4	4	.0000
1	3	4	5	.0000

DUP050309075

1	3	4	6	.0000
1	3	4	7	.0000
1	3	4	8	.0000
1	3	4	9	.0000
1	3	4	10	.0000
1	4	1	1	.0000
1	4	1	2	.0000
1	4	1	3	.0000
1	4	1	4	.0000
1	4	1	5	.0000
1	4	1	6	.0000
1	4	1	7	.0000
1	4	1	8	.0000
1	4	1	9	.0000
1	4	1	10	.0000
1	4	2	1	.0000
1	4	2	2	.0000
1	4	2	3	.0000
1	4	2	4	.0000
1	4	2	5	.0000
1	4	2	6	.0000
1	4	2	7	.0000
1	4	2	8	.0000
1	4	2	9	.0000
1	4	2	10	.0000
1	4	3	1	.0000
1	4	3	2	.0000
1	4	3	3	.0000
1	4	3	4	.0000
1	4	3	5	.0000
1	4	3	6	.0000
1	4	3	7	.1002
1	4	3	8	.0000
1	4	3	9	.0000
1	4	3	10	.0000
1	4	4	1	.0000
1	4	4	2	.0000
1	4	4	3	.0000
1	4	4	4	.0000
1	4	4	5	.0000
1	4	4	6	.0000
1	4	4	7	.0000
1	4	4	8	.0000
1	4	4	9	.0000
1	4	4	10	.0000
1	5	1	1	.0000
1	5	1	2	.0000
1	5	1	3	.0000
1	5	1	4	.0000
1	5	1	5	.0000
1	5	1	6	.0000
1	5	1	7	.0000
1	5	1	8	.0000
1	5	1	9	.0000
1	5	1	10	.0000
1	5	2	1	.0000
1	5	2	2	.0000
1	5	2	3	.0000
1	5	2	4	.0000
1	5	2	5	.0000

DUP050309076

1	5	2	6	.0000
1	5	2	7	.0000
1	5	2	8	.0000
1	5	2	9	.0000
1	5	2	10	.0000
1	5	3	1	.0000
1	5	3	2	.0000
1	5	3	3	.0000
1	5	3	4	.0000
1	5	3	5	.1002
1	5	3	6	.2255
1	5	3	7	.0000
1	5	3	8	.0000
1	5	3	9	.0000
1	5	3	10	.0000
1	5	4	1	.0000
1	5	4	2	.0000
1	5	4	3	.0000
1	5	4	4	.0000
1	5	4	5	.0000
1	5	4	6	.1419
1	5	4	7	.0000
1	5	4	8	.0000
1	5	4	9	.0000
1	5	4	10	.0000
2	1	1	1	.0000
2	1	1	2	.0000
2	1	1	3	.0000
2	1	1	4	.0000
2	1	1	5	.0000
2	1	1	6	.0000
2	1	1	7	.0000
2	1	1	8	.0000
2	1	1	9	.0000
2	1	1	10	.0000
2	1	2	1	.0000
2	1	2	2	.0000
2	1	2	3	.0000
2	1	2	4	.0000
2	1	2	5	.0000
2	1	2	6	.0000
2	1	2	7	.0000
2	1	2	8	.0000
2	1	2	9	.0000
2	1	2	10	.0000
2	1	3	1	.0000
2	1	3	2	.0000
2	1	3	3	.0000
2	1	3	4	.0000
2	1	3	5	.0000
2	1	3	6	.0000
2	1	3	7	.0000
2	1	3	8	.0000
2	1	3	9	.0000
2	1	3	10	.0000
2	1	4	1	.0000
2	1	4	2	.0000
2	1	4	3	.0000
2	1	4	4	.0000
2	1	4	5	.0000

DUP0503090777

2	1	4	6	.0000
2	1	4	7	.0000
2	1	4	8	.0000
2	1	4	9	.0000
2	1	4	10	.0000
2	2	1	1	.0000
2	2	1	2	.0000
2	2	1	3	.0000
2	2	1	4	.0000
2	2	1	5	.0000
2	2	1	6	.0000
2	2	1	7	.1002
2	2	1	8	.0000
2	2	1	9	.0000
2	2	1	10	.0000
2	2	2	1	.0000
2	2	2	2	.0000
2	2	2	3	.0000
2	2	2	4	.0000
2	2	2	5	.0000
2	2	2	6	.0000
2	2	2	7	.0000
2	2	2	8	.0000
2	2	2	9	.0000
2	2	2	10	.0000
2	2	3	1	.0000
2	2	3	2	.0000
2	2	3	3	.0000
2	2	3	4	.0000
2	2	3	5	.0000
2	2	3	6	.0000
2	2	3	7	.0000
2	2	3	8	.0000
2	2	3	9	.0000
2	2	3	10	.0000
2	2	4	1	.0000
2	2	4	2	.0000
2	2	4	3	.0000
2	2	4	4	.0000
2	2	4	5	.0000
2	2	4	6	.0000
2	2	4	7	.0000
2	2	4	8	.0000
2	2	4	9	.0000
2	2	4	10	.0000
2	3	1	1	.0000
2	3	1	2	.0000
2	3	1	3	.0000
2	3	1	4	.0000
2	3	1	5	.0000
2	3	1	6	.0000
2	3	1	7	.0000
2	3	1	8	.0000
2	3	1	9	.0000
2	3	1	10	.0000
2	3	2	1	.0000
2	3	2	2	.0000
2	3	2	3	.0000
2	3	2	4	.0000
2	3	2	5	.0000

DUP050309078

2	3	2	6	.0000
2	3	2	7	.0000
2	3	2	8	.0000
2	3	2	9	.0000
2	3	2	10	.0000
2	3	3	1	.0000
2	3	3	2	.0000
2	3	3	3	.0000
2	3	3	4	.0000
2	3	3	5	.0000
2	3	3	6	.0000
2	3	3	7	.0000
2	3	3	8	.0000
2	3	3	9	.0000
2	3	3	10	.0000
2	3	4	1	.0000
2	3	4	2	.0000
2	3	4	3	.0000
2	3	4	4	.0000
2	3	4	5	.0000
2	3	4	6	.0000
2	3	4	7	.0000
2	3	4	8	.0000
2	3	4	9	.0000
2	3	4	10	.0000
2	4	1	1	.0000
2	4	1	2	.0000
2	4	1	3	.0000
2	4	1	4	.0000
2	4	1	5	.0000
2	4	1	6	.0000
2	4	1	7	.0000
2	4	1	8	.0000
2	4	1	9	.0000
2	4	1	10	.0000
2	4	2	1	.0000
2	4	2	2	.0000
2	4	2	3	.0000
2	4	2	4	.0000
2	4	2	5	.0000
2	4	2	6	.1419
2	4	2	7	.0000
2	4	2	8	.0000
2	4	2	9	.0000
2	4	2	10	.0000
2	4	3	1	.0000
2	4	3	2	.0000
2	4	3	3	.0000
2	4	3	4	.0000
2	4	3	5	.0000
2	4	3	6	.0000
2	4	3	7	.0000
2	4	3	8	.0000
2	4	3	9	.0000
2	4	3	10	.0000
2	4	4	1	.0000
2	4	4	2	.0000
2	4	4	3	.0000
2	4	4	4	.0000
2	4	4	5	.0000

DUP050309079

2	4	4	6	.0000
2	4	4	7	.0000
2	4	4	8	.0000
2	4	4	9	.0000
2	4	4	10	.0000
2	5	1	1	.0000
2	5	1	2	.0000
2	5	1	3	.0000
2	5	1	4	.0000
2	5	1	5	.0000
2	5	1	6	.0000
2	5	1	7	.0000
2	5	1	8	.0000
2	5	1	9	.0000
2	5	1	10	.0000
2	5	2	1	.0000
2	5	2	2	.0000
2	5	2	3	.0000
2	5	2	4	.0000
2	5	2	5	.0000
2	5	2	6	.1002
2	5	2	7	.0000
2	5	2	8	.0000
2	5	2	9	.0000
2	5	2	10	.0000
2	5	3	1	.0000
2	5	3	2	.0000
2	5	3	3	.0000
2	5	3	4	.0000
2	5	3	5	.0000
2	5	3	6	.1002
2	5	3	7	.0000
2	5	3	8	.0000
2	5	3	9	.0000
2	5	3	10	.0000
2	5	4	1	.0000
2	5	4	2	.0000
2	5	4	3	.1741
2	5	4	4	.0000
2	5	4	5	.0000
2	5	4	6	.1002
2	5	4	7	.1002
2	5	4	8	.1002
2	5	4	9	.1002
2	5	4	10	.1002

GRAND MEAN .00421

DUP050309080

RESPONSE NUMBER 16 ARCSIN SQRT(.01Y4)

ANOVA TABLE

SOURCE OF VARIATION	DEGREES OF FREEDOM	SUM OF SQUARES	MEAN SQUARE	F RATIO
TOTAL	399	.21467		
A = SEX	1	.00076	.00076	.59
B = PB-LEVEL	4	.01630	.00407	3.17 *
AB	4	.00147	.00037	.29
C = DOG	30	.03858	.00129	3.59 **
D = TIME-PERIOD	9	.01331	.00148	4.13 **
AD	9	.00140	.00016	.43
BD	36	.03414	.00095	2.65 **
ABD	36	.01202	.00033	.93
CD	270	.09670	.00036	

* SIGNIFICANT AT THE .05 PROBABILITY LEVEL (ONE-TAIL TEST)
** SIGNIFICANT AT THE .01 PROBABILITY LEVEL (ONE-TAIL TEST)

DUP050309081

RESPONSE NUMBER 16 ARCSIN SQRT(.01Y4)

MEANS TABLES

SEX MEANS

MALE	FEMALE
.0028	.0056

STANDARD ERROR OF A MEAN =	.0025
95% CONFIDENCE LIMITS =	.0052
STANDARD ERROR OF THE DIFFERENCE BETWEEN TWO MEANS =	.0036
LEAST SIGNIFICANT DIFFERENCE (LSD) =	.0073

PB-LEVEL MEANS

0PPM	10PPM	50PPM	100PPM	500PPM
.0000	.0013	.0000	.0030	.0168

STANDARD ERROR OF A MEAN =	.0040
95% CONFIDENCE LIMITS =	.0082
STANDARD ERROR OF THE DIFFERENCE BETWEEN TWO MEANS =	.0057
LEAST SIGNIFICANT DIFFERENCE (LSD) =	.0116

SEX * PB-LEVEL INTERACTION

SEX PB-LEVEL

	0PPM	10PPM	50PPM	100PPM	500PPM
MALE	.0000	.0000	.0000	.0025	.0117
FEMALE	.0000	.0025	.0000	.0035	.0219
DIFFERENCES	.0000	-.0025	.0000	-.0010	-.0102

STANDARD ERROR OF A MEAN =	.0057
95% CONFIDENCE LIMITS =	.0116
STANDARD ERROR OF THE DIFFERENCE BETWEEN TWO MEANS =	.0080
LEAST SIGNIFICANT DIFFERENCE (LSD) =	.0164

DUP050309082

THREE WAY TABLE OF MEANS FOR FACTORS SEX , PB-LEVEL , DOG

SEX AT LEVEL MALE

PB-LEVEL DOG

	1	2	3	4
0PPM	.0000	.0000	.0000	.0000
10PPM	.0000	.0000	.0000	.0000
50PPM	.0000	.0000	.0000	.0000
100PPM	.0000	.0000	.0100	.0000
500PPM	.0000	.0000	.0326	.0142

SEX AT LEVEL FEMALE

PB-LEVEL DOG

	1	2	3	4
0PPM	.0000	.0000	.0000	.0000
10PPM	.0100	.0000	.0000	.0000
50PPM	.0000	.0000	.0000	.0000
100PPM	.0000	.0142	.0000	.0000
500PPM	.0000	.0100	.0100	.0675

TIME-PERIOD MEANS

1 MON	2 MON	3 MON	6 MON	9 MON	12 MON	15 MON	18 MON	21 MON	24 MON
.0000	.0000	.0044	.0000	.0025	.0202	.0075	.0025	.0025	.0025

STANDARD ERROR OF A MEAN = .0030
95% CONFIDENCE LIMITS = .0059
STANDARD ERROR OF THE DIFFERENCE BETWEEN TWO MEANS = .0042
LEAST SIGNIFICANT DIFFERENCE (LSD) = .0083

DUP050309083

SEX * TIME-PERIOD INTERACTION

SEX TIME-PERIOD

	1 MON	2 MON	3 MON	6 MON	9 MON	12 MON	15 MON	18 MON	21 MON	24 MON
MALE	.0000	.0000	.0000	.0000	.0050	.0184	.0050	.0000	.0000	.0000
FEMALE	.0000	.0000	.0087	.0000	.0000	.0221	.0100	.0050	.0050	.0050
DIFFERENCES	.0000	.0000	-.0087	.0000	.0050	-.0037	-.0050	-.0050	-.0050	-.0050

PB-LEVEL * TIME-PERIOD INTERACTION

PB-LEVEL TIME-PERIOD

	1 MON	2 MON	3 MON	6 MON	9 MON	12 MON	15 MON	18 MON	21 MON	24 MON
0PPM	.0000	.0000	.0000	.0000	.0000	.0000	.0000	.0000	.0000	.0000
10PPM	.0000	.0000	.0000	.0000	.0000	.0000	.0125	.0000	.0000	.0000
50PPM	.0000	.0000	.0000	.0000	.0000	.0000	.0000	.0000	.0000	.0000
100PPM	.0000	.0000	.0000	.0000	.0000	.0177	.0125	.0000	.0000	.0000
500PPM	.0000	.0000	.0218	.0000	.0125	.0835	.0125	.0125	.0125	.0125

THREE WAY TABLE OF MEANS FOR FACTORS SEX , PB-LEVEL , TIME-PERIOD
SEX AT LEVEL MALE

PB-LEVEL TIME-PERIOD

	1 MON	2 MON	3 MON	6 MON	9 MON	12 MON	15 MON	18 MON	21 MON	24 MON
0PPM	.0000	.0000	.0000	.0000	.0000	.0000	.0000	.0000	.0000	.0000
10PPM	.0000	.0000	.0000	.0000	.0000	.0000	.0000	.0000	.0000	.0000
50PPM	.0000	.0000	.0000	.0000	.0000	.0000	.0000	.0000	.0000	.0000
100PPM	.0000	.0000	.0000	.0000	.0000	.0000	.0250	.0000	.0000	.0000
500PPM	.0000	.0000	.0000	.0000	.0250	.0919	.0000	.0000	.0000	.0000

DUP050309084

SEX AT LEVEL FEMALE

PB-LEVEL TIME-PERIOD

	1 MON	2 MON	3 MON	6 MON	9 MON	12 MON	15 MON	18 MON	21 MON	24 MON
0PPM	.0000	.0000	.0000	.0000	.0000	.0000	.0000	.0000	.0000	.0000
10PPM	.0000	.0000	.0000	.0000	.0000	.0000	.0250	.0000	.0000	.0000
50PPM	.0000	.0000	.0000	.0000	.0000	.0000	.0000	.0000	.0000	.0000
100PPM	.0000	.0000	.0000	.0000	.0000	.0355	.0000	.0000	.0000	.0000
500PPM	.0000	.0000	.0435	.0000	.0000	.0751	.0250	.0250	.0250	.0250

DUP05030985

286

SYMBOLS USED IN 2- AND 3-WAY MEANS PLOTS

1 = LEVEL 1
2 = LEVEL 2
3 = LEVEL 3
4 = LEVEL 4
5 = LEVEL 5
* = REPEATED SYMBOLS

DUP050309086

SEX MEANS

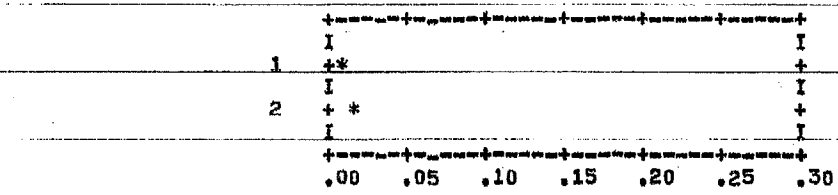

PB-LEVEL MEANS

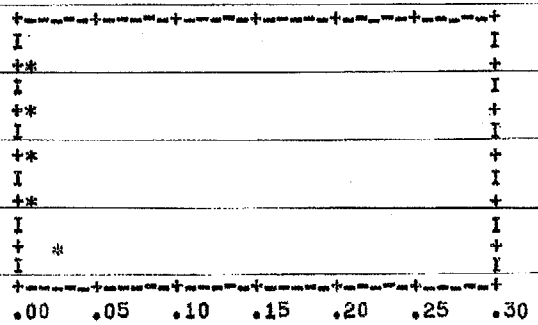

DUP050309087

PB-LEVEL * SEX SEX * PB-LEVEL * DOG
SEX AT LEVEL MALE

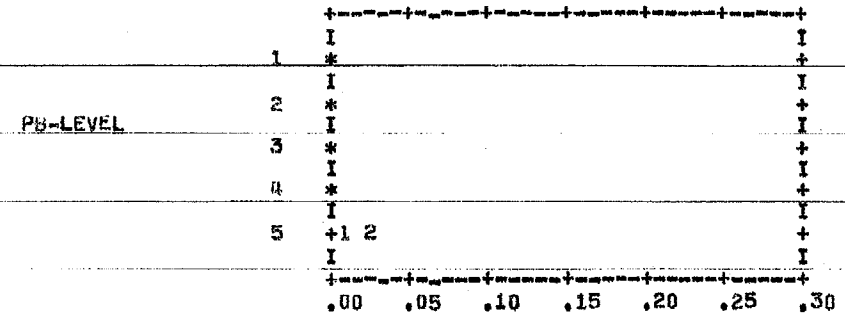

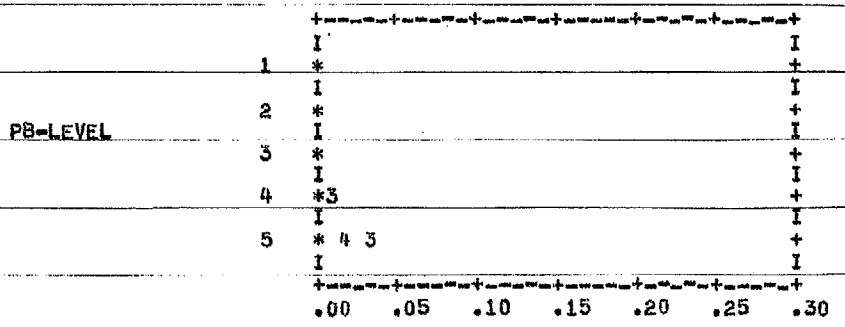

DUP05030908B

SEX * PB-LEVEL * DOG TIME-PERIOD MEANS
SEX AT LEVEL FEMALE



DUP05030089

TIME-PERIOD * SEX

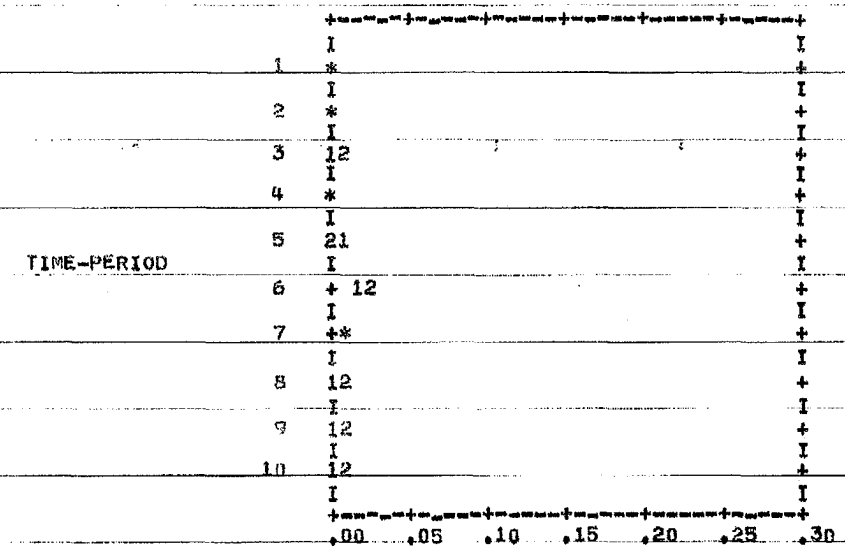

TIME-PERIOD * PB-LEVEL

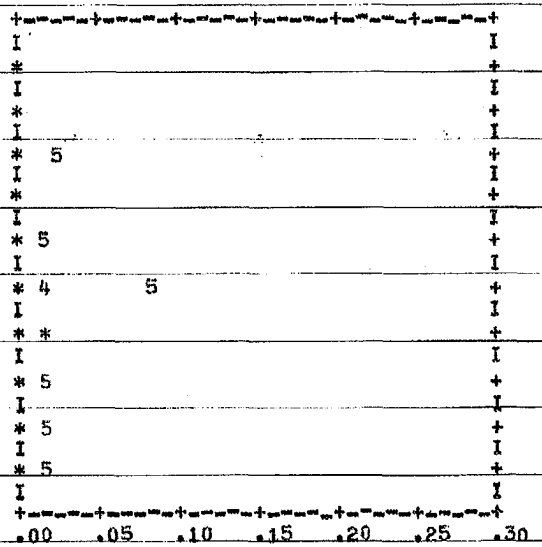

DUP050309090

SEX * TIME-PERIOD * PB-LEVEL
SEX AT LEVEL MALE

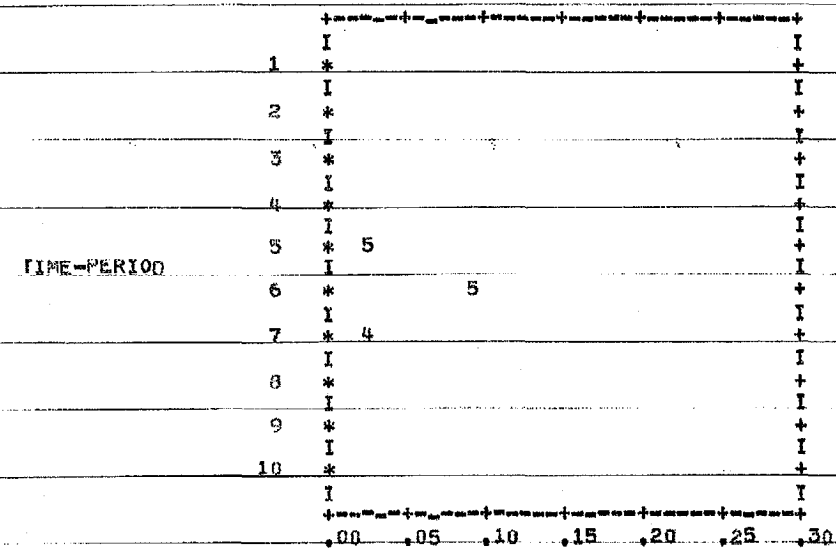

*****ENDRUN

SEX * TIME-PERIOD * PB-LEVEL
SEX AT LEVEL FEMALE

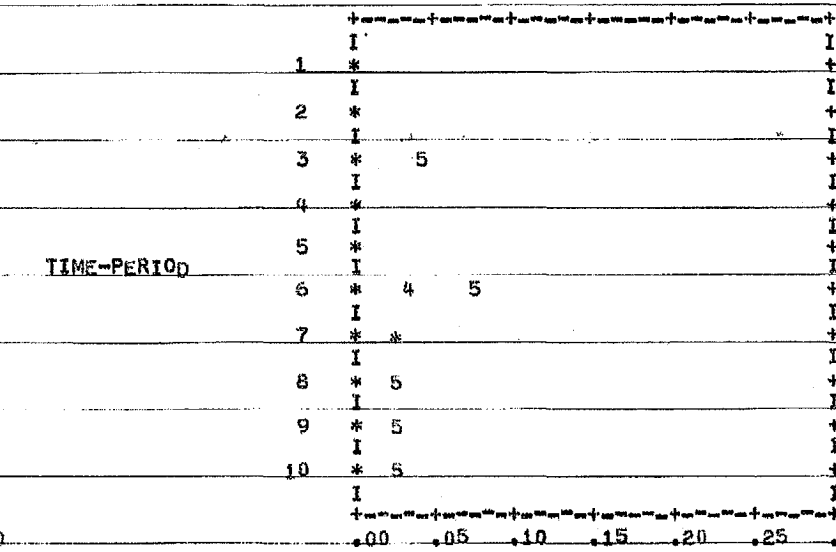

******

DUP05030091

STOP

DUP050309092

LOG NO 00661 DATE 220272 PAGE 298

DATE 22 FEB 72 PRIORITY D MAN/SEC 01698 /55800 CARDS IN 430 MAX PAGES 300 END TIME 16:29:50 MAX TIME 00:05:00

IDENT ACUFF/SNEE LEAD FE CHARGE J6444 / CARDS OUT 0 PAGES 298 START TIME 16:26:27 BILLED TIME 00:03:21

DUP05309093