PLAINTIFF'S EXHIBIT

GP-544

GYPSUM WALLBOARD

FIRESTOP GYPSUM WALLBOARD

FIREPROOF GYPSUM SHEATHING

BESTWALL HUMMER SYSTEMS

JOINT SYSTEMS

BESTWALL GYPSUM WALLBOARD PRODUCTS

SGP 0002190

BESTWALL JOINT SYSTEMS ARCHITECTURAL SPECIFICATIONS

Scope: All walls, partitions and ceilings are included in these specifications. Furnish all labor and material necessary to reinforce and conceal joints between gypsum wallboards according to specifications.

Materials: 1. One-Material Treatment—Bestwall Joint System Cement (used for both bedding and topping and for spotting nail heads) Specially suited for remodeling and home improvement work.

2. Two-Material Treatment—Bestwall Bedding Compound, Bestwall Topping Compound. Specially designed for use on large projects.

Reinforcing Tape: Bestwall Tape

Joint Work: Apply Bestwall Bedding Compound or Bestwall Joint System Cement to the Taper Edge joints, end joints and nailheads. Shear off surplus, leaving no material on high edges. Allow 12 hours drying before taping, leaving a uniform depth of taper for uniform shrinkage of joint finishes over and under tapes.

Apply Bestwall Bedding Compound or Joint System Cement and embed tape leaving a uniform thickness of material under the tape.

When bedding compound or Joint System Cement has whitened (surface dry) cover taped joint with Bestwall Topping Compound Shear off surplus leaving a uniform coverage over tape with edges well feathered.

The bedding compound or joint system cement under the tape and first coverage of tape with topping compound must be thoroughly dry before further treatment.

Cover joints a second time with topping compound Shear off surplus leaving a smooth, well-feathered joint.

For best results and a more uniform suction, apply a skim coat of joint system cement or topping compound over the entire surface and shear off tight in lieu of a third application of topping compound to joints only.

Decorating: Decorating of finished walls is to be done by others. Where a skim coat has been used to finish the wallboard, a one coat paint application may be satisfactory. For best results use a prime coat over wallboard before final decoration.



Cement is "buttered" into joint.

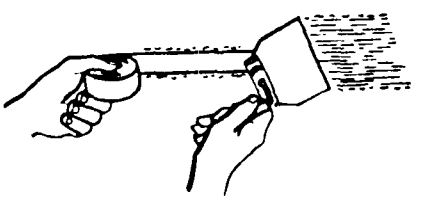

Tape is "bedded" in cement.



Second and third coats of cement are applied over entire reinforced joint.



Cross section of finished Bestwall joint

FIREPROOF GYPSUM BESTWALL® BUILDING PRODUCTS

BESTWALL GYPSUM COMPANY • Ardmore, Pennsylvania • Plants and offices throughout the United States