EXXON NEW ORLEANS JUL 28 1978

REQUIREMENTS FOR MAINTENANCE & REPAIR OF VESSEL 735-0098

1. VESSEL NAME: EXXON New Orleans
DATE: 7/24/78
ITEM NUMBER: D-7

2. TITLE OF REPAIR ITEM: Stbd. Anchor Paul counterweight

3. DATE DEFICIENCY NOTED: 7/20/78
DATE LAST REPAIRED: when built

4. CAN THIS REPAIR BE DONE BY VESSEL'S CREW? ☐ YES ☒ NO

5. WHEN IS REPAIR NECESSARY? ☐ TURNAROUND ☒ SHIPYARD

6. IF TURNAROUND, WILL THERE BE A VESSEL DELAY? ☐ NO ☐ YES - ESTIMATE DELAY TIME

7. DOES ITEM REQUIRE REMOVAL FROM VESSEL TO EFFECT SATISFACTORY REPAIRS? ☒ YES ☐ NO

8. IF ANSWER IS YES, CAN VESSEL SAIL WHILE ITEM IS BEING REPAIRED ASHORE? ☒ YES ☐ NO

9. LOCATION OF REPAIR: Fo'c'sle Head

10. REPAIR REQUIRED: SIZES, LENGTHS & TYPE MATERIAL REQUIRED (IF MORE SPACE REQUIRED, PLEASE WRITE OR DRAW PICTURE ON RIGHT)

one of Two counterweights on stbd. Anchor paul wasted & fell off. Same retained on vessel.
Requires replacement of bar-stock, rewelding of weights & rewelding bar-stock to paul.

11. MATERIAL & SPARE PARTS REQUIRED

A. Are they on board vessel? ☐ Yes ☒ No

B. Are they on order? ☐ Yes ☒ No

*DC NUMBER OF ORDER(S) IF ANY

DC NUMBER	DELIVERY DATE

12. IS STAGING OR SCAFFOLDING REQUIRED? (NOTE APPROXIMATE HEIGHT) ☐ YES ☒ NO

13. IMPROVING PERFORMANCE: WHILE BEING REPAIRED, CAN THIS ITEM BE IMPROVED TO INCREASE ITS LIFE OR MINIMIZE & SIMPLIFY REPAIRS IN THE FUTURE, OR IMPROVE ITS EFFICIENCY? ☒ YES ☐ NO EXPLAIN ANSWER Pipe stock now used, replace with bar-stock

PREPARER'S SIGNATURE — CHIEF ENGINEER: [signature]
— CHIEF MATE: [signature]

APPROVED — MASTER'S SIGNATURE: [signature]
REPAIR COMPLETED — DATE

10. REPAIR REQUIRED (SIZES, LENGTHS & TYPE MATERIAL REQUIRED; SKETCHES)

Self-explainatory at left.

WCFO - Examine and determine if feasible on turnaround.
[signature] 7-31-78

JOB COMPLETED 8/1/78
[signature]

REQUIREMENTS FOR MAINTENANCE & REPAIR OF VESSEL 735-0098

1. VESSEL NAME [redacted] | DATE FEB. 2, 1978 | ITEM NUMBER 15 E

2. TITLE OF REPAIR ITEM
WESTERN GEAR ANGLE DRIVE IN PUT SEAL

3. DATE DEFICIENCY NOTED: JAN 20, 1978 | DATE LAST REPAIRED: ?

4. CAN THIS REPAIR BE DONE BY VESSEL'S CREW? ☐ YES ☐ NO MAYBE

5. WHEN IS REPAIR NECESSARY?
☑ TURNAROUND
☐ SHIPYARD

6. IF TURNAROUND, WILL THERE BE A VESSEL DELAY?
☑ NO ☐ YES - ESTIMATE DELAY TIME

7. DOES ITEM REQUIRE REMOVAL FROM VESSEL TO EFFECT SATISFACTORY REPAIRS? ☐ YES ☑ NO

8. IF ANSWER IS YES, CAN VESSEL SAIL WHILE ITEM IS BEING REPAIRED ASHORE? ☐ YES ☐ NO

9. LOCATION OF REPAIR
"D" PUMP MAIN DECK

10. REPAIR REQUIRED: SIZES, LENGTHS & TYPE MATERIAL REQUIRED (IF MORE SPACE REQUIRED, PLEASE WRITE OR DRAW PICTURE ON RIGHT)

WILL REQUIRE REMOVAL OF JACK SHAFT AND HALF COUPLING ON INLET DRIVE SHAFT.
WEATHER CONDITIONS MAKE ATTEMPT BY VESSEL'S PERSONEL HAZARDUS.
BEARINGS MAY BE WORN CAUSING SEAL TO LEAK.

11. MATERIAL & SPARE PARTS REQUIRED

A. Are they on board vessel? ☑ Yes ☐ No
B. Are they on order? ☐ Yes ☐ No

*DC NUMBER OF ORDER(S) (IF ANY)

DC NUMBER	DELIVERY DATE

12. IS STAGING OR SCAFFOLDING REQUIRED? (NOTE APPROXIMATE HEIGHT)
☐ YES ☑ NO

13. IMPROVING PERFORMANCE: WHILE BEING REPAIRED, CAN THIS ITEM BE IMPROVED TO INCREASE ITS LIFE OR MINIMIZE & SIMPLIFY REPAIRS IN THE FUTURE, OR IMPROVE ITS EFFICIENCY?
☐ YES ☑ NO EXPLAIN ANSWER

PREPARER'S SIGNATURE — CHIEF ENGINEER
C. C. O'Neal
— CHIEF MATE

APPROVED — MASTER'S SIGNATURE

REPAIR COMPLETED — DATE

10. REPAIR REQUIRED (SIZES, LENGTHS & TYPE MATERIAL REQUIRED; SKETCHES)

May postpone this until "D" pump angle drive is repaired and returned.

Postponed till vessel returns to Benicia. KDP

Completed MD

File Shipyard repairs

REQUIREMENTS FOR MAINTENANCE & REPAIR OF VESSEL 735-0098

1. VESSEL NAME: [redacted]

DATE: 2-14-78

ITEM NUMBER: 18

2. TITLE OF REPAIR ITEM: STEAM LINE BULKHEAD PENETRATION.

3. DATE DEFICIENCY NOTED: 2-12-78

DATE LAST REPAIRED: —

4. CAN THIS REPAIR BE DONE BY VESSEL'S CREW? ☐ YES ☑ NO

5. WHEN IS REPAIR NECESSARY? ☑ TURNAROUND ☐ SHIPYARD

6. IF TURNAROUND, WILL THERE BE A VESSEL DELAY? ☐ NO ☑ YES - ESTIMATE DELAY TIME WILL REQUIRE GAS FREE FWD. TKS. ?

7. DOES ITEM REQUIRE REMOVAL FROM VESSEL TO EFFECT SATISFACTORY REPAIRS? ☐ YES ☑ NO

8. IF ANSWER IS YES, CAN VESSEL SAIL WHILE ITEM IS BEING REPAIRED ASHORE? ☐ YES ☐ NO

9. LOCATION OF REPAIR: FOCL HEAD THRU BALLAST PUMP MOTOR ROOM.

10. REPAIR REQUIRED: SIZES, LENGTHS & TYPE MATERIAL REQUIRED (IF MORE SPACE REQUIRED, PLEASE WRITE OR DRAW PICTURE ON RIGHT)

REQUIRE COLLER WELDED AROUND 5 IN. STEAM LINE & TO BULKHEAD.

PRESENTLY WATER LEAKS INTO MOTOR ROOM IN HEAVY SEAS.

11. MATERIAL & SPARE PARTS REQUIRED

A. Are they on board vessel? ☐ Yes ☑ No

B. Are they on order? ☐ Yes ☑ No

*DC NUMBER OF ORDER(S) IF ANY

DC NUMBER	DELIVERY DATE

12. IS STAGING OR SCAFFOLDING REQUIRED? (NOTE APPROXIMATE HEIGHT) ☐ YES ☑ NO

13. IMPROVING PERFORMANCE: WHILE BEING REPAIRED, CAN THIS ITEM BE IMPROVED TO INCREASE ITS LIFE OR MINIMIZE & SIMPLIFY REPAIRS IN THE FUTURE, OR IMPROVE ITS EFFICIENCY? ☐ YES ☑ NO EXPLAIN ANSWER

PREPARER'S SIGNATURE — CHIEF ENGINEER: C. C. Oneal

— CHIEF MATE

APPROVED — MASTER'S SIGNATURE: Roy A. Ewell

REPAIR COMPLETED — DATE

10. REPAIR REQUIRED (SIZES, LENGTHS & TYPE MATERIAL REQUIRED; SKETCHES)

Temporary collar sealed with Scotch-Weld. Permanent repairs require gas free fwd. end ship. K.J.D. 2-22-78

Completed M Day

TEMP REPAIR - 2/16/78

MAR 23 1978

REQUIREMENTS FOR MAINTENANCE & REPAIR OF VESSEL 735-0098

1. VESSEL NAME	DATE	ITEM NUMBER
EXXON New Orleans	3/18/78	21

2. TITLE OF REPAIR ITEM: Butterworth Pump suction line from overboard discharge main

3. DATE DEFICIENCY NOTED	DATE LAST REPAIRED	4. CAN THIS REPAIR BE DONE BY VESSEL'S CREW?
3/9/78	Last shipyard 1977	☐ YES ☑ NO

5. WHEN IS REPAIR NECESSARY? ☑ TURNAROUND ☑ SHIPYARD

6. IF TURNAROUND WILL THERE BE A VESSEL DELAY? ☑ NO ☐ YES - ESTIMATE DELAY TIME

7. DOES ITEM REQUIRE REMOVAL FROM VESSEL TO EFFECT SATISFACTORY REPAIRS? ☐ YES ☑ NO

8. IF ANSWER IS YES, CAN VESSEL SAIL WHILE ITEM IS BEING REPAIRED ASHORE? ☐ YES ☐ NO

9. LOCATION OF REPAIR: Under floor plates port side in lower Engine room

10. REPAIR REQUIRED: SIZES, LENGTHS & TYPE MATERIAL REQUIRED (IF MORE SPACE REQUIRED, PLEASE WRITE OR DRAW PICTURE ON RIGHT)

One 6" dia T.C. this was disconnected in New Port News 1977 shipyard and not reconnected. the existing pipe is Copper-nickel welded to steel. I recommend this be taken into consideration when the job is completed to be done.

11. MATERIAL & SPARE PARTS REQUIRED

A. Are they on board vessel? ☐ Yes ☑ No

B. Are they on order? ☐ Yes ☑ No

*DC NUMBER OF ORDER(S) IF ANY

DC NUMBER	DELIVERY DATE

12. IS STAGING OR SCAFFOLDING REQUIRED? (NOTE APPROXIMATE HEIGHT) ☐ YES ☐ NO

13. IMPROVING PERFORMANCE: WHILE BEING REPAIRED, CAN THIS ITEM BE IMPROVED TO INCREASE ITS LIFE OR MINIMIZE & SIMPLIFY REPAIRS IN THE FUTURE, OR IMPROVE ITS EFFICIENCY?

☑ YES ☑ NO EXPLAIN ANSWER: It will improve efficiency of the tank washing procedure. But no way it will minimize or simplify repairs

PREPARER'S SIGNATURE — CHIEF ENGINEER: Jim E. Fowler — CHIEF MATE

APPROVED — MASTER'S SIGNATURE: R M Ewell

REPAIR COMPLETED — DATE

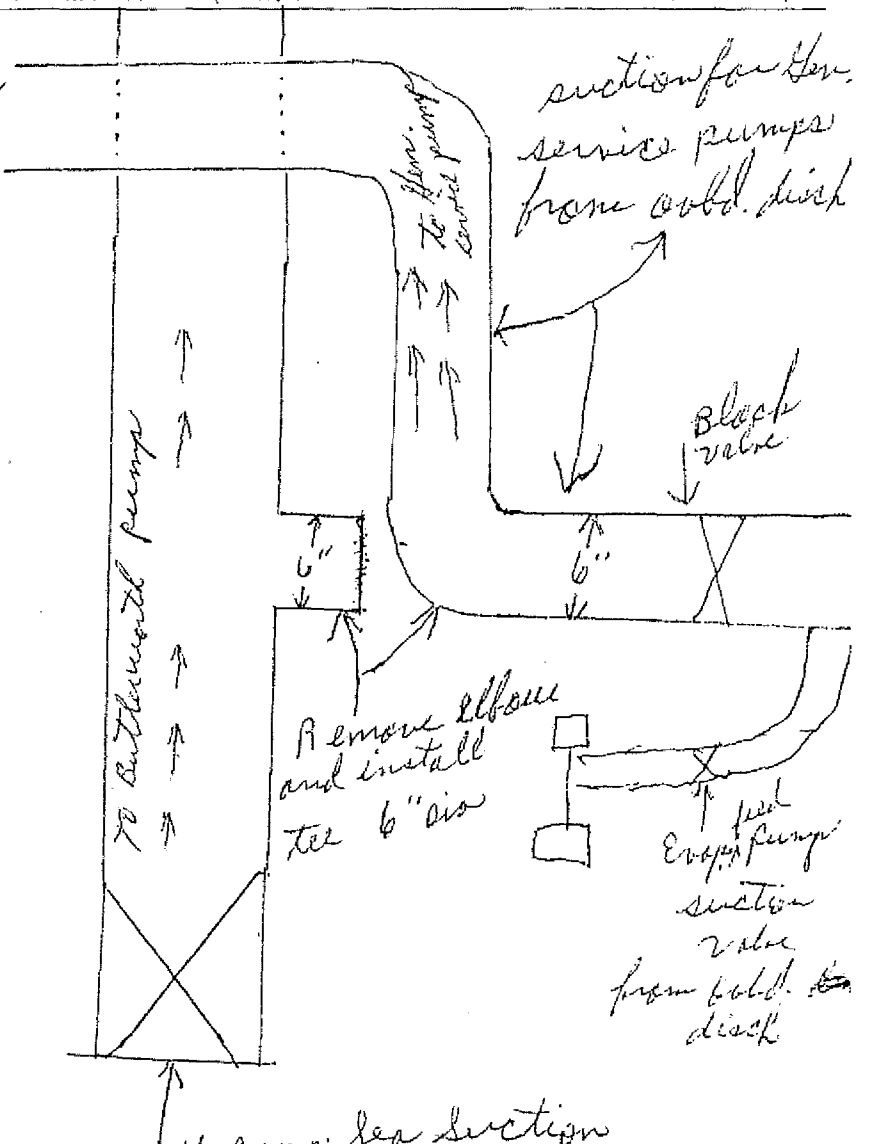

WCFO to complete on turnaround. completed MK

3/28/78 KDB

REQUIREMENTS FOR MAINTENANCE & REPAIR OF VESSEL 735-0098

1. VESSEL NAME: EXXON New orleans
DATE: 5/5/78
ITEM NUMBER: #28-E.

2. TITLE OF REPAIR ITEM: Feed water regulating valve to L.P. Evap.

3. DATE DEFICIENCY NOTED: Oct. 1977
DATE LAST REPAIRED: 1/5/78

4. CAN THIS REPAIR BE DONE BY VESSEL'S CREW? ☐ YES ☒ NO

5. WHEN IS REPAIR NECESSARY? ☒ TURNAROUND ☐ SHIPYARD

6. IF TURNAROUND, WILL THERE BE A VESSEL DELAY? ☒ NO ☐ YES - ESTIMATE DELAY TIME

7. DOES ITEM REQUIRE REMOVAL FROM VESSEL TO EFFECT SATISFACTORY REPAIRS? ☐ YES ☒ NO

8. IF ANSWER IS YES, CAN VESSEL SAIL WHILE ITEM IS BEING REPAIRED ASHORE? ☐ YES ☐ NO

9. LOCATION OF REPAIR: Feed inlet to 1st effect of L.P. Evap

10. REPAIR REQUIRED: SIZES, LENGTHS & TYPE MATERIAL REQUIRED (IF MORE SPACE REQUIRED, PLEASE WRITE OR DRAW PICTURE ON RIGHT)

This work is to be done under the supervision of Aqua-Chem Rep. The valve was ordered and approved by Houston office last oct. and is now on board with flanges and fittings. Will require some hot work. Also will require automatic regulating sensor equipment for proper operation of valve. regular valves last appx 90 days this new type valve as I understand it should last about 5 or 6 years

11. MATERIAL & SPARE PARTS REQUIRED

A. Are they on board vessel? ☒ Yes ☐ No

B. Are they on order? ☐ Yes ☐ No

*DC NUMBER OF ORDER(S) IF ANY

DC NUMBER	DELIVERY DATE

12. IS STAGING OR SCAFFOLDING REQUIRED? (NOTE APPROXIMATE HEIGHT) ☐ YES ☐ NO

13. IMPROVING PERFORMANCE: WHILE BEING REPAIRED, CAN THIS ITEM BE IMPROVED TO INCREASE ITS LIFE OR MINIMIZE & SIMPLIFY REPAIRS IN THE FUTURE, OR IMPROVE ITS EFFICIENCY? ☒ YES ☐ NO EXPLAIN ANSWER the instalation of this special valve will reduce down time of the evap. and last for years. The regular valves wash out in about 90 days requiring balance and down time

PREPARER'S SIGNATURE — CHIEF ENGINEER: James E. Fowler
— CHIEF MATE

APPROVED — MASTER'S SIGNATURE: Robert F. Stap

REPAIR COMPLETED — DATE

10. REPAIR REQUIRED (SIZES, LENGTHS & TYPE MATERIAL REQUIRED; SKETCHES)

The address of the West Coast Aqua-Chem Rep. that is on board is the following.

DAVID TOYCEN
1264 Herms
LEUCADIA CA. 92024
PHONE #
(714-753-8382)

The man might want to survey the job before doing the work.

as I understand it he is suppose to install the valve and set it for automatic operation

Done
Mike Day

WCFO will handle on turnaround. KJP 5-10-78

APR 4 1978

REQUIREMENTS FOR MAINTENANCE & REPAIR OF VESSEL 735-0098

1. VESSEL NAME: EXXON Exxon New orleans
DATE: 28 March 78
ITEM NUMBER: #22

2. TITLE OF REPAIR ITEM: D Cargo pump bevelled pinnion gear and shaft

3. DATE DEFICIENCY NOTED: 3/9/78
DATE LAST REPAIRED: 11/16/77

4. CAN THIS REPAIR BE DONE BY VESSEL'S CREW? ☐ YES ☑ NO

5. WHEN IS REPAIR NECESSARY? ☐ TURNAROUND ☑ SHIPYARD

6. IF TURNAROUND, WILL THERE BE A VESSEL DELAY? ☐ NO ☐ YES - ESTIMATE DELAY TIME

7. DOES ITEM REQUIRE REMOVAL FROM VESSEL TO EFFECT SATISFACTORY REPAIRS? ☑ YES ☐ NO

8. IF ANSWER IS YES, CAN VESSEL SAIL WHILE ITEM IS BEING REPAIRED ASHORE? ☑ YES ☐ NO

9. LOCATION OF REPAIR: D Cargo pump gear Casing inside

10. REPAIR REQUIRED: SIZES, LENGTHS & TYPE MATERIAL REQUIRED (IF MORE SPACE REQUIRED, PLEASE WRITE OR DRAW PICTURE ON RIGHT)

Remove pinnion gear and shaft to shop
remetal shaft in way of sealing surface smoothing
shaft back to original size reinstall new
oil seals with new seal retaining plate
the seals now being changed 3 times by crew
in 7 months they should last four (4) years
the shaft is now so worn the seals cannot
last more tha 60 days without being replaced
sooner or later we will get an 835 due to leakage

11. MATERIAL & SPARE PARTS REQUIRED

	*DC NUMBER OF ORDER(S) IF ANY	DC NUMBER	DELIVERY DATE
A. Are they on board vessel? ☐ Yes ☑ No			
B. Are they on order? ☐ Yes ☑ No			

12. IS STAGING OR SCAFFOLDING REQUIRED? (NOTE APPROXIMATE HEIGHT) ☐ YES ☑ NO

13. IMPROVING PERFORMANCE: WHILE BEING REPAIRED, CAN THIS ITEM BE IMPROVED TO INCREASE ITS LIFE OR MINIMIZE & SIMPLIFY REPAIRS IN THE FUTURE, OR IMPROVE ITS EFFICIENCY? ☐ YES ☐ NO EXPLAIN ANSWER: Normal wear down of shaft in way of sealing surface on the shaft

PREPARER'S SIGNATURE — CHIEF ENGINEER: James E. Fowler — CHIEF MATE

APPROVED — MASTER'S SIGNATURE

REPAIR COMPLETED — DATE

10. REPAIR REQUIRED (SIZES, LENGTHS & TYPE MATERIAL REQUIRED; SKETCHES)

Engle drive reduction
found unbalanced new
pinion - both teeth & trunnion repaired
M Dept

WC Foundry will do this on
turnaround using shaft
from spare unit.
KDL
4-7-78

REQUIREMENTS FOR MAINTENANCE & REPAIR OF VESSEL 735-0098

1. VESSEL NAME	DATE	ITEM NUMBER
EXXON Exxon New Orleans	5/4/78	27-0

2. TITLE OF REPAIR ITEM
8" Ballast line to #4 P.M. th. & E Pump Disch.

3. DATE DEFICIENCY NOTED	DATE LAST REPAIRED	4. CAN THIS REPAIR BE DONE BY VESSEL'S CREW?
4/21/78	?	☐ YES ☑ NO

5. WHEN IS REPAIR NECESSARY?
☐ TURNAROUND
☑ SHIPYARD

6. IF TURNAROUND, WILL THERE BE A VESSEL DELAY?
☐ NO ☐ YES - ESTIMATE DELAY TIME

7. DOES ITEM REQUIRE REMOVAL FROM VESSEL TO EFFECT SATISFACTORY REPAIRS? ☑ YES ☐ NO

8. IF ANSWER IS YES, CAN VESSEL SAIL WHILE ITEM IS BEING REPAIRED ASHORE? ☐ YES ☑ NO

9. LOCATION OF REPAIR
leak located in "T" on #4 PM drop & on 2" drain spuded in at E. Pump disch.

10. REPAIR REQUIRED: SIZES, LENGTHS & TYPE MATERIAL REQUIRED (IF MORE SPACE REQUIRED, PLEASE WRITE OR DRAW PICTURE ON RIGHT)
Crop back to good metal and reinstall new flanged T to valve with other ends of T welded or coupled with suitable dresser couplings.
E-pump discharge crop out section of disch. line with 2" spud & remove and install by welding. Material to ~~[illegible]~~ ~~[illegible]~~ schedule #80 and coated

11. MATERIAL & SPARE PARTS REQUIRED

			DC NUMBER	DELIVERY DATE
A. Are they on board vessel?	☐ Yes ☐ No	*DC NUMBER OF ORDER(S) IF ANY		
B. Are they on order?	☐ Yes ☐ No			

12. IS STAGING OR SCAFFOLDING REQUIRED? (NOTE APPROXIMATE HEIGHT)
☐ YES ☐ NO

13. IMPROVING PERFORMANCE: WHILE BEING REPAIRED, CAN THIS ITEM BE IMPROVED TO INCREASE ITS LIFE OR MINIMIZE & SIMPLIFY REPAIRS IN THE FUTURE, OR IMPROVE ITS EFFICIENCY?
☐ YES ☑ NO EXPLAIN ANSWER Normal wear due to age and constant use, all material should be coated

PREPARER'S SIGNATURE — CHIEF ENGINEER
James E. Fowler
— CHIEF MATE

APPROVED — MASTER'S SIGNATURE
Robert F. Shap
REPAIR COMPLETED — DATE

10. REPAIR REQUIRED (SIZES, LENGTHS & TYPE MATERIAL REQUIRED; SKETCHES)

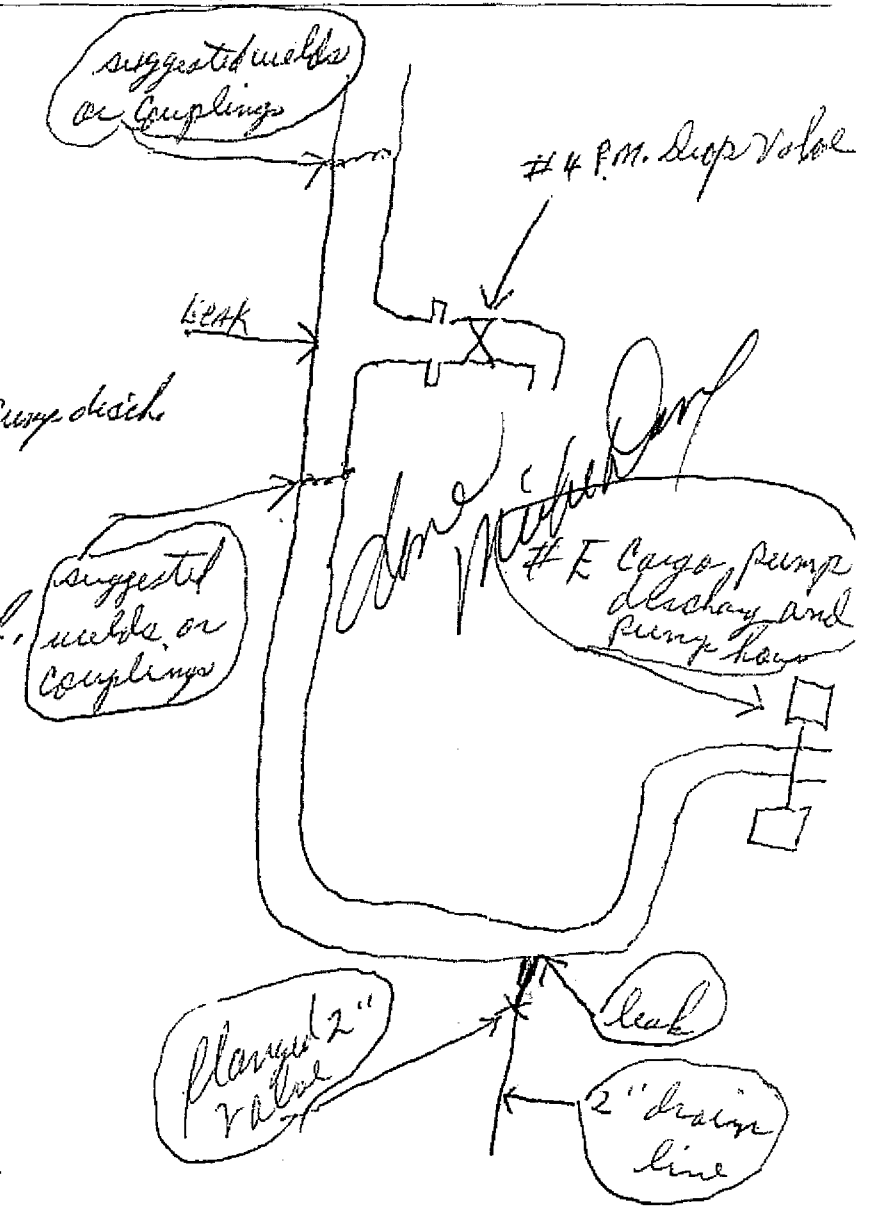

WCFO - will examine and see if renewal on turnaround can be planned. KJP 5-10-78

Repair File

REQUIREMENTS FOR MAINTENANCE & REPAIR OF VESSEL 735-0098

1. VESSEL NAME: EXXON New Orleans
DATE: 8/8/78
ITEM NUMBER:

2. TITLE OF REPAIR ITEM: Drain Line from Steam to Soot Blower Line

3. DATE DEFICIENCY NOTED: 8/1/78
DATE LAST REPAIRED: —

4. CAN THIS REPAIR BE DONE BY VESSEL'S CREW? ☐ YES ☑ NO

5. WHEN IS REPAIR NECESSARY? ☑ TURNAROUND ☐ SHIPYARD

6. IF TURNAROUND, WILL THERE BE A VESSEL DELAY? ☑ NO ☐ YES - ESTIMATE DELAY TIME

7. DOES ITEM REQUIRE REMOVAL FROM VESSEL TO EFFECT SATISFACTORY REPAIRS? ☐ YES ☑ NO

8. IF ANSWER IS YES, CAN VESSEL SAIL WHILE ITEM IS BEING REPAIRED ASHORE? ☐ YES ☑ NO

9. LOCATION OF REPAIR: After Side of Boiler & Fwd. of L.P. Turbine - Frame 43

10. REPAIR REQUIRED: SIZES, LENGTHS & TYPE MATERIAL REQUIRED (IF MORE SPACE REQUIRED, PLEASE WRITE OR DRAW PICTURE ON RIGHT)

Require: 3 High Pressure 90° Elbows, Steel
Approx. 4 feet High Pressure piping, steel, 3/4"
1 - 3/4 inch streight, steel, globe valve, 600#
May require one more High Pressure Elbow to
redirect drain line to easily install and
remove stop valve
2 - flanges, steel, 600#

11. MATERIAL & SPARE PARTS REQUIRED

A. Are they on board vessel? ☐ Yes ☑ No

B. Are they on order? ☐ Yes ☑ No

*DC NUMBER OF ORDER(S) IF ANY

DC NUMBER	DELIVERY DATE

12. IS STAGING OR SCAFFOLDING REQUIRED? (NOTE APPROXIMATE HEIGHT) ☐ YES ☑ NO

13. IMPROVING PERFORMANCE: WHILE BEING REPAIRED, CAN THIS ITEM BE IMPROVED TO INCREASE ITS LIFE OR MINIMIZE & SIMPLIFY REPAIRS IN THE FUTURE, OR IMPROVE ITS EFFICIENCY? ☑ YES ☐ NO EXPLAIN ANSWER

Install flanged valve, and reroute piping by installing new piping streight (remove offset curves)

PREPARER'S SIGNATURE — CHIEF ENGINEER: Michael J. Olynick
— CHIEF MATE

APPROVED — MASTER'S SIGNATURE: [signature]

REPAIR COMPLETED — DATE

10. REPAIR REQUIRED (SIZES, LENGTHS & TYPE MATERIAL REQUIRED: SKETCHES)

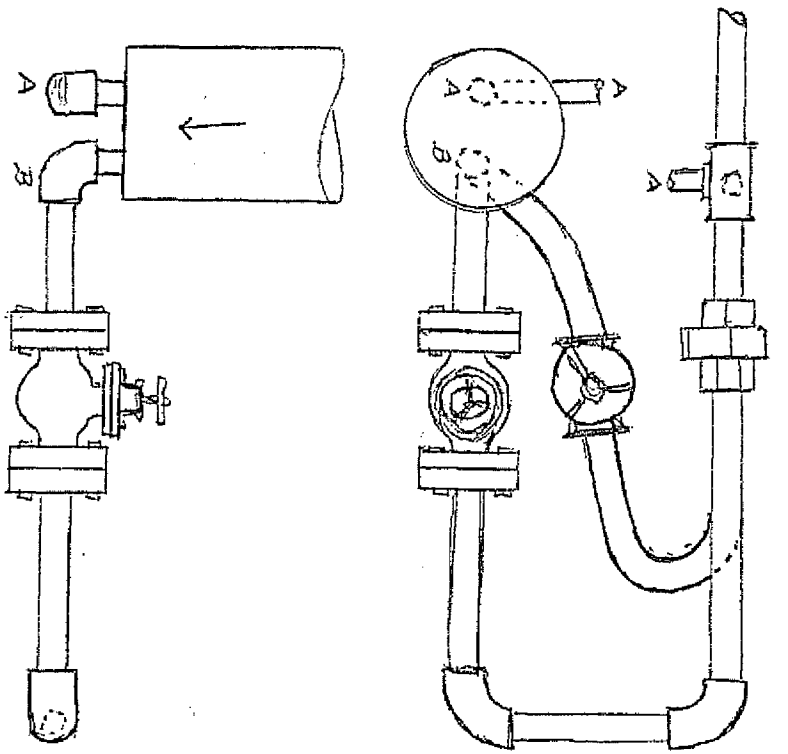

Red: Present installation & All Joints Welde

Blue: Recommended Repair

Work completed 8/14/78
M Day

CC: HPL 8/29/78

REQUIREMENTS FOR MAINTENANCE & REPAIR OF VESSEL 735-0098 JUN 23 1978

Chase our file copy & mail to HPL - Houston

1. VESSEL NAME	DATE	ITEM NUMBER
EXXON Exxon New Orleans	6/18/78	#33-E

2. TITLE OF REPAIR ITEM

3. DATE DEFICIENCY NOTED: ~~Air Heater~~ 5/28/78 — DATE LAST REPAIRED: ?

4. CAN THIS REPAIR BE DONE BY VESSEL'S CREW? ☐ YES ☑ NO

5. WHEN IS REPAIR NECESSARY? ☑ TURNAROUND ☐ SHIPYARD

6. IF TURNAROUND, WILL THERE BE A VESSEL DELAY? ☑ NO ☐ YES - ESTIMATE DELAY TIME

7. DOES ITEM REQUIRE REMOVAL FROM VESSEL TO EFFECT SATISFACTORY REPAIRS? ☐ YES ☑ NO

8. IF ANSWER IS YES, CAN VESSEL SAIL WHILE ITEM IS BEING REPAIRED ASHORE? ☐ YES ☑ NO

9. LOCATION OF REPAIR: between air heater outlet of boiler to 1st stg. heater

10. REPAIR REQUIRED: SIZES, LENGTHS & TYPE MATERIAL REQUIRED (IF MORE SPACE REQUIRED, PLEASE WRITE OR DRAW PICTURE ON RIGHT)

appx. 70 feet of 2" inch steel pipe between air heater outlet header and 1st stge heater. It is possible to get away with a shorter section of pipe depending on the condition of the line in question. If so it will be necessary to install various types of fittings etc. But the air heater system must be secured to the boiler - along with drains to 1st stg. heater

11. MATERIAL & SPARE PARTS REQUIRED

A. Are they on board vessel? ☐ Yes ☐ No

B. Are they on order? ☐ Yes ☐ No

*DC NUMBER OF ORDER(S) IF ANY

DC NUMBER	DELIVERY DATE

12. IS STAGING OR SCAFFOLDING REQUIRED? (NOTE APPROXIMATE HEIGHT) ☐ YES ☑ NO

13. IMPROVING PERFORMANCE: WHILE BEING REPAIRED, CAN THIS ITEM BE IMPROVED TO INCREASE ITS LIFE OR MINIMIZE & SIMPLIFY REPAIRS IN THE FUTURE, OR IMPROVE ITS EFFICIENCY? ☐ YES ☑ NO EXPLAIN ANSWER

Normal wear due to age and constant use

REPARER'S SIGNATURE — CHIEF ENGINEER: James E. Fowler — CHIEF MATE

APPROVED — MASTER'S SIGNATURE: [signature]

REPAIR COMPLETED — DATE

10. REPAIR REQUIRED (SIZES, LENGTHS & TYPE MATERIAL REQUIRED; SKETCHES)

~~Can repair with 12" insert~~

Work completed 8/14/78 [signature]

W.C.F.O. Examine repair and determine if feasible to do on turnaround. KDP 6-23-78

CC: HPL 8/29/78

WCFO

AUG 2 9 1978

EQUIREMENTS FOR MAINTENANCE & REPAIR OF VESSEL 735-0098

VESSEL NAME	DATE	ITEM NUMBER
EXXON NEW ORLEANS	8-27-78	—

TITLE OF REPAIR ITEM
#1 SANITARY PUMP SUCTION LINE PIPE

DATE DEFICIENCY NOTED	DATE LAST REPAIRED	4. CAN THIS REPAIR BE DONE BY VESSEL'S CREW?
8-23-78	—	☐ YES ☑ NO

WHEN IS REPAIR NECESSARY?
☑ TURNAROUND
☐ SHIPYARD

5. IF TURNAROUND, WILL THERE BE A VESSEL DELAY?
☑ NO ☐ YES - ESTIMATE DELAY TIME

DOES ITEM REQUIRE REMOVAL FROM VESSEL TO EFFECT SATISFACTORY REPAIRS?
☑ YES ☐ NO

8. IF ANSWER IS YES, CAN VESSEL SAIL WHILE ITEM IS BEING REPAIRED ASHORE?
☐ YES ☑ NO

LOCATION OF REPAIR
LOWER ENGINE ROOM - FRAME 50 - BETWEEN STRAINER & PUMP

9. REPAIR REQUIRED: SIZES, LENGTHS & TYPE MATERIAL REQUIRED (IF MORE SPACE REQUIRED, PLEASE WRITE OR DRAW PICTURE ON RIGHT)
TWO (2) FLANGES, 6 inch - 150 # STEEL,
OUTSIDE DIAMETER 11 inches, B.H.D. 9½ inches
8 - 3/4 inch Bolts
TWO 90 degree Elbows 6 inch
APPROXIMATE 3 foot of 6 inch PIPE

7. MATERIAL & SPARE PARTS REQUIRED

		DC NUMBER	DELIVERY DATE
A. Are they on board vessel?	☐ Yes ☑ No	*DC NUMBER OF ORDER(S) IF ANY	
B. Are they on order?	☐ Yes ☑ No		

12. IS STAGING OR SCAFFOLDING REQUIRED? (NOTE APPROXIMATE HEIGHT)
☐ YES ☑ NO

13. IMPROVING PERFORMANCE: WHILE BEING REPAIRED, CAN THIS ITEM BE IMPROVED TO INCREASE ITS LIFE OR MINIMIZE & SIMPLIFY REPAIRS IN THE FUTURE, OR IMPROVE ITS EFFICIENCY?
☐ YES ☐ NO EXPLAIN ANSWER
PIPE Sched 80, coated with Rust Ban or EQUIVALENT

REPAIRER'S SIGNATURE — CHIEF ENGINEER
Michael J. Olynick
CHIEF MATE

APPROVED — MASTER'S SIGNATURE
Michael D. Price
REPAIR COMPLETED — DATE

10. REPAIR REQUIRED (SIZES, LENGTHS & TYPE MATERIAL REQUIRED; SKETCHES)

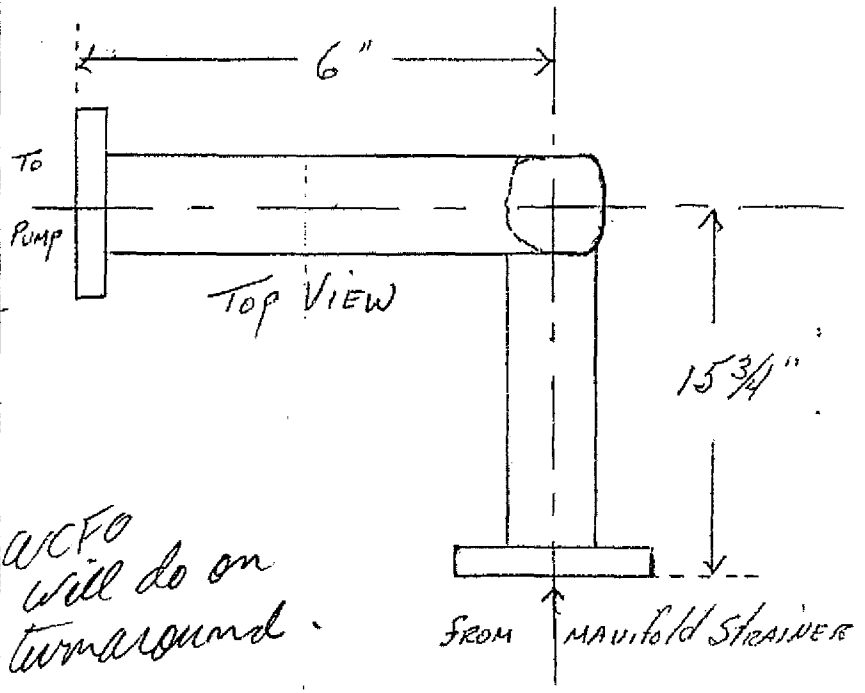

WCFO will do on turnaround.

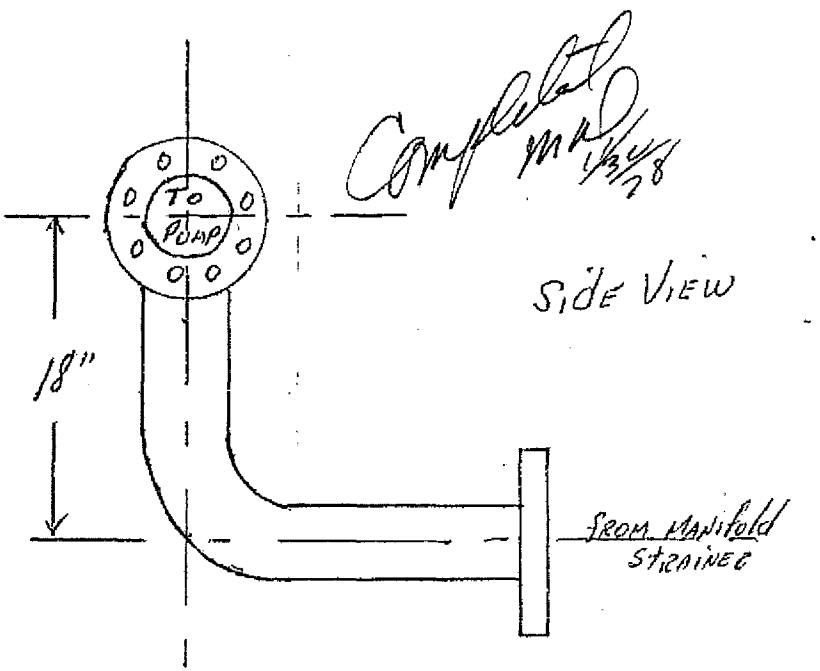

Completed MR 1/3/78

JUN 23 1978

V - Mark our record & send this to H.P.L. Houston

REQUIREMENTS FOR MAINTENANCE & REPAIR OF VESSEL 735-0098

1. VESSEL NAME: EXXON Exxon New Orleans
DATE: 6/18/78
ITEM NUMBER: #32-E

2. TITLE OF REPAIR ITEM: Gen. service salt water pump inlet + outlet elbows

3. DATE DEFICIENCY NOTED: 6/8/78
DATE LAST REPAIRED: ?

4. CAN THIS REPAIR BE DONE BY VESSEL'S CREW? ☐ YES ☑ NO

5. WHEN IS REPAIR NECESSARY? ☑ TURNAROUND ☐ SHIPYARD

6. IF TURNAROUND, WILL THERE BE A VESSEL DELAY? ☑ NO ☐ YES - ESTIMATE DELAY TIME

7. DOES ITEM REQUIRE REMOVAL FROM VESSEL TO EFFECT SATISFACTORY REPAIRS? ☑ YES ☐ NO

8. IF ANSWER IS YES, CAN VESSEL SAIL WHILE ITEM IS BEING REPAIRED ASHORE? perfer not to ☐ YES ☐ NO

9. LOCATION OF REPAIR: #2 Gen. service pump

10. REPAIR REQUIRED: SIZES, LENGTHS & TYPE MATERIAL REQUIRED (IF MORE SPACE REQUIRED, PLEASE WRITE OR DRAW PICTURE ON RIGHT)

inlet elbow - 2 flanges 11¼" Dia. 8 bolts
outlet elbow - 2 flanges 11¼" Dia 8 bolts
6 inch pipe schedule #80-191 coated
Remove to shop for target return
and install with new nuts, bolts and
gaskets prove joints tight to satisfaction
of vessels Chief Engineer or his representative

11. MATERIAL & SPARE PARTS REQUIRED

A. Are they on board vessel? ☐ Yes ☐ No

B. Are they on order? ☐ Yes ☐ No

*DC NUMBER OF ORDER(S) IF ANY

DC NUMBER	DELIVERY DATE

12. IS STAGING OR SCAFFOLDING REQUIRED? (NOTE APPROXIMATE HEIGHT) ☐ YES ☑ NO

13. IMPROVING PERFORMANCE: WHILE BEING REPAIRED, CAN THIS ITEM BE IMPROVED TO INCREASE ITS LIFE OR MINIMIZE & SIMPLIFY REPAIRS IN THE FUTURE, OR IMPROVE ITS EFFICIENCY? ☐ YES ☑ NO EXPLAIN ANSWER

Normal wear due to age and
constant use

PREPARER'S SIGNATURE — CHIEF ENGINEER: James E. Fowler
— CHIEF MATE

APPROVED — MASTER'S SIGNATURE: [signature]
REPAIR COMPLETED — DATE

10. REPAIR REQUIRED (SIZES, LENGTHS & TYPE MATERIAL REQUIRED; SKETCHES)

Completed - M. Davis
8/1/78

WCFO
Will attempt on turnaround
KDP
6-23-78

WCFO duo

SEP 14 1978

REQUIREMENTS FOR MAINTENANCE & REPAIR OF VESSEL 735-0098

1. VESSEL NAME	DATE	ITEM NUMBER
EXXON NEW ORLEANS	9-12-78	

2. TITLE OF REPAIR ITEM
MAIN CONDENSER

3. DATE DEFICIENCY NOTED	DATE LAST REPAIRED	4. CAN THIS REPAIR BE DONE BY VESSEL'S CREW?
9-12-78	JUNE 1978	☐ YES ☑ NO

5. WHEN IS REPAIR NECESSARY?
☑ TURNAROUND
☐ SHIPYARD

6. IF TURNAROUND, WILL THERE BE A VESSEL DELAY?
☐ NO ☑ YES - ESTIMATE DELAY TIME
APPROX. 10 HOURS

7. DOES ITEM REQUIRE REMOVAL FROM VESSEL TO EFFECT SATISFACTORY REPAIRS? ☐ YES ☑ NO

8. IF ANSWER IS YES, CAN VESSEL SAIL WHILE ITEM IS BEING REPAIRED ASHORE? ☐ YES ☑ NO

9. LOCATION OF REPAIR
LOWER ENGINE ROOM - FRAME 37

10. REPAIR REQUIRED: SIZES, LENGTHS & TYPE MATERIAL REQUIRED (IF MORE SPACE REQUIRED, PLEASE WRITE OR DRAW PICTURE ON RIGHT)
Weld-up hole in Inlet Head Manhole Cover.
Weld-up two leaking spuds where Reference Cells penetrate into the RETURN Head

11. MATERIAL & SPARE PARTS REQUIRED

			*DC NUMBER OF ORDER(S) IF ANY	DC NUMBER	DELIVERY DATE
A. Are they on board vessel?	☐ Yes	☑ No			
Are they on order?	☐ Yes	☑ No			

12. IS STAGING OR SCAFFOLDING REQUIRED? (NOTE APPROXIMATE HEIGHT)
☐ YES ☑ NO

13. IMPROVING PERFORMANCE: WHILE BEING REPAIRED, CAN THIS ITEM BE IMPROVED TO INCREASE ITS LIFE OR MINIMIZE & SIMPLIFY REPAIRS IN THE FUTURE, OR IMPROVE ITS EFFICIENCY?
☑ YES ☐ NO EXPLAIN ANSWER
After Welding, Coat with suitable protective Coating

PREPARER'S SIGNATURE — CHIEF ENGINEER
Michael A. Klymiuk
CHIEF MATE

APPROVED — MASTER'S SIGNATURE
REPAIR COMPLETED — DATE

10. REPAIR REQUIRED (SIZES, LENGTHS & TYPE MATERIAL REQUIRED; SKETCHES)

Completed M.D. 11/30/78

WCFO
Plant must be secured and areas coated inside. This is no 2 hr. job. Last time WCFO did this one found severe erosion around these cells.

K Dp
9-15-78

1

REQUIREMENTS FOR MAINTENANCE & REPAIR OF VESSEL 735-0098

1. VESSEL NAME: EXXON NEW ORLEANS
DATE: JAN. 11, 1978
ITEM NUMBER: 7

2. TITLE OF REPAIR ITEM: SALT WATER SERVICE LOW SUCTION LINE

3. DATE DEFICIENCY NOTED: JAN. 11, 1978
DATE LAST REPAIRED: ORIGINAL LINE

4. CAN THIS REPAIR BE DONE BY VESSEL'S CREW? ☐ YES ☒ NO

5. WHEN IS REPAIR NECESSARY? ☐ TURNAROUND ☑ SHIPYARD

6. IF TURNAROUND, WILL THERE BE A VESSEL DELAY? ☐ NO ☐ YES - ESTIMATE DELAY TIME

7. DOES ITEM REQUIRE REMOVAL FROM VESSEL TO EFFECT SATISFACTORY REPAIRS? ☑ YES ☐ NO

8. IF ANSWER IS YES, CAN VESSEL SAIL WHILE ITEM IS BEING REPAIRED ASHORE? ☐ YES ☑ NO

9. LOCATION OF REPAIR: LOWER ENG. ROOM PORTSIDE

10. REPAIR REQUIRED: SIZES, LENGTHS & TYPE MATERIAL REQUIRED (IF MORE SPACE REQUIRED, PLEASE WRITE OR DRAW PICTURE ON RIGHT)

RENEW APPROX 12 FT. OF 6IN HEAVY DUTY PIPE, 4 BENDS, FLANGED AT EACH END, 8 BOLT FLANGES.

WILL REQUIRE REMOVAL OF CHLORAPAC FIBER GLASS LINE OR FITTED AND WELDED IN PLACE.

11. MATERIAL & SPARE PARTS REQUIRED

A. Are they on board vessel? ☐ Yes ☑ No

B. Are they on order? ☐ Yes ☑ No

*DC NUMBER OF ORDER(S) IF ANY

DC NUMBER	DELIVERY DATE

12. IS STAGING OR SCAFFOLDING REQUIRED? (NOTE APPROXIMATE HEIGHT) ☐ YES ☑ NO

13. IMPROVING PERFORMANCE: WHILE BEING REPAIRED, CAN THIS ITEM BE IMPROVED TO INCREASE ITS LIFE OR MINIMIZE & SIMPLIFY REPAIRS IN THE FUTURE, OR IMPROVE ITS EFFICIENCY? ☐ YES ☑ NO EXPLAIN ANSWER

NO ROOM

PREPARER'S SIGNATURE — CHIEF ENGINEER: C.C. O'Neal
— CHIEF MATE

APPROVED — MASTER'S SIGNATURE:
REPAIR COMPLETED — DATE

10. REPAIR REQUIRED (SIZES, LENGTHS & TYPE MATERIAL REQUIRED; SKETCHES)

File Repairs

Completed 1-30-78

REQUIREMENTS FOR MAINTENANCE & REPAIR OF VESSEL 735-0098

1. VESSEL NAME: [redacted]
DATE: FEB. 2 1978
ITEM NUMBER: 16

2. ELEMINATE GROUND - PUMP ROOM LIGHTS.

3. DATE DEFICIENCY NOTED: JAN. 27, 1978
DATE LAST REPAIRED: JAN. 19, 1978

4. CAN THIS REPAIR BE DONE BY VESSEL'S CREW? ☐ YES ☐ NO MAYBE, ☆

5. WHEN IS REPAIR NECESSARY? ☑ TURNAROUND ☐ SHIPYARD

6. IF TURNAROUND, WILL THERE BE A VESSEL DELAY? ☑ NO ☐ YES - ESTIMATE DELAY TIME

7. DOES ITEM REQUIRE REMOVAL FROM VESSEL TO EFFECT SATISFACTORY REPAIRS? ☐ YES ☑ NO

8. IF ANSWER IS YES, CAN VESSEL SAIL WHILE ITEM IS BEING REPAIRED ASHORE? ☐ YES ☐ NO

9. LOCATION OF REPAIR: MAIN DECK FWD. OF PUMPMANS TOOL LOCKER.

10. REPAIR REQUIRED: SIZES, LENGTHS & TYPE MATERIAL REQUIRED (IF MORE SPACE REQUIRED, PLEASE WRITE OR DRAW PICTURE ON RIGHT)

☆ WILL CONTINUE WORKING ON THIS ITEM WHEN WEATHER PERMITS.
HAVE DISCONNECTED LEADS FROM PUMPMANS LOCKER TO "B" + "A" PUMP ROOM. NO GROUND AFT OF PUMPMANS LOCKER.

11. MATERIAL & SPARE PARTS REQUIRED

A. Are they on board vessel? ☐ Yes ☐ No

B. Are they on order? ☐ Yes ☐ No

*DC NUMBER OF ORDER(S) IF ANY

DC NUMBER	DELIVERY DATE

12. IS STAGING OR SCAFFOLDING REQUIRED? (NOTE APPROXIMATE HEIGHT) ☐ YES ☑ NO

13. IMPROVING PERFORMANCE: WHILE BEING REPAIRED, CAN THIS ITEM BE IMPROVED TO INCREASE ITS LIFE OR MINIMIZE & SIMPLIFY REPAIRS IN THE FUTURE, OR IMPROVE ITS EFFICIENCY? ☑ YES ☐ NO EXPLAIN ANSWER CABLES ARE OLD + BRITTLE RENEW JUNCTION BOXES + CABLES, USING LARGER JUNCTION BOXES. TOO MANY WIRES IN SMALL BOXES.

PREPARER'S SIGNATURE — CHIEF ENGINEER: C. C. O'Neal
— CHIEF MATE

APPROVED — MASTER'S SIGNATURE

REPAIR COMPLETED — DATE

10. REPAIR REQUIRED (SIZES, LENGTHS & TYPE MATERIAL REQUIRED; SKETCHES)

WCFO will attempt to complete this repair approx. 2-15-78 KJP

Chief Engr corrected on board.

Ships-Crew-Repaired.

REQUIREMENTS FOR MAINTENANCE & REPAIR OF VESSEL 735-0098

1. VESSEL NAME [redacted] | DATE: FEB. 2, 1978 | ITEM NUMBER: 12 E

2. BALL EXPANSION SWIVEL

3. DATE DEFICIENCY NOTED: JAN 30, 1978 | DATE LAST REPAIRED: APRIL 1975

4. CAN THIS REPAIR BE DONE BY VESSEL'S CREW? ☐ YES ☑ NO

5. WHEN IS REPAIR NECESSARY? ☑ TURNAROUND ☐ SHIPYARD

6. IF TURNAROUND, WILL THERE BE A VESSEL DELAY? ☐ NO ☑ YES - ESTIMATE DELAY TIME 4 - 8 HRS

7. DOES ITEM REQUIRE REMOVAL FROM VESSEL TO EFFECT SATISFACTORY REPAIRS? ☐ YES ☑ NO

8. IF ANSWER IS YES, CAN VESSEL SAIL WHILE ITEM IS BEING REPAIRED ASHORE? ☐ YES ☐ NO

9. LOCATION OF REPAIR: MAIN DECK AFT OF FOCL HEAD.

10. REPAIR REQUIRED: SIZES, LENGTHS & TYPE MATERIAL REQUIRED (IF MORE SPACE REQUIRED, PLEASE WRITE OR DRAW PICTURE ON RIGHT)

STEAM LINE TO BOW THRUSTER
OPEN EACH END OF BALL JOINT, POLLISH BALL & RENEW PACKING RINGS.

11. MATERIAL & SPARE PARTS REQUIRED

A. Are they on board vessel? ☑ Yes ☐ No

B. Are they on order? ☐ Yes ☐ No

*DC NUMBER OF ORDER(S) IF ANY

DC NUMBER	DELIVERY DATE

12. IS STAGING OR SCAFFOLDING REQUIRED? (NOTE APPROXIMATE HEIGHT) ☐ YES ☑ NO

13. IMPROVING PERFORMANCE: WHILE BEING REPAIRED, CAN THIS ITEM BE IMPROVED TO INCREASE ITS LIFE OR MINIMIZE & SIMPLIFY REPAIRS IN THE FUTURE, OR IMPROVE ITS EFFICIENCY? ☐ YES ☑ NO EXPLAIN ANSWER STEAM LINE EXPANDS APPROX 16 INCHES FROM COLD POSITION TO HOT.

PREPARER'S SIGNATURE — CHIEF ENGINEER

— CHIEF MATE

APPROVED — MASTER'S SIGNATURE

REPAIR COMPLETED — DATE

10. REPAIR REQUIRED (SIZES, LENGTHS & TYPE MATERIAL REQUIRED; SKETCHES)

WCFO will try and repair this upstay. 2-15-78 KGP

Completed 2-16-78 KGP

TRIPLE "A"

REQUIREMENTS FOR MAINTENANCE & REPAIR OF VESSEL 735-0098

1. VESSEL NAME: [redacted]
DATE: FEB. 2, 1978
ITEM NUMBER: 14 E

2. TITLE OF REPAIR: STEAM LEAK - CARGO PUMP STEAM LINE.

3. DATE DEFICIENCY NOTED: FEB. 1, 1978
DATE LAST REPAIRED: ORRIGNAL LINE

4. CAN THIS REPAIR BE DONE BY VESSEL'S CREW? ☐ YES ☑ NO

5. WHEN IS REPAIR NECESSARY? ☑ TURNAROUND ☐ SHIPYARD

6. IF TURNAROUND, WILL THERE BE A VESSEL DELAY? ☐ NO ☑ YES - ESTIMATE DELAY TIME 4 - 8 HRS

7. DOES ITEM REQUIRE REMOVAL FROM VESSEL TO EFFECT SATISFACTORY REPAIRS? ☐ YES ☑ NO

8. IF ANSWER IS YES, CAN VESSEL SAIL WHILE ITEM IS BEING REPAIRED ASHORE? ☐ YES ☐ NO

9. LOCATION OF REPAIR: IN PIPE TUNNEL UPPER DECK LEVEL FWD. OF BOILER

10. REPAIR REQUIRED: SIZES, LENGTHS & TYPE MATERIAL REQUIRED (IF MORE SPACE REQUIRED, PLEASE WRITE OR DRAW PICTURE ON RIGHT)

WILL REQUIRE A FIRST CLASS WELDER WHO IS SMALL + SKINNEY. VERY TIGHT PLACE. MAY HAVE TO USE MIRROWS. TUNNEL IS LOCATED BETWEEN + IN BUNKER TANKS. ALL PIPES FROM ENGINE ROOM LOCATED IN TUNNEL TO FWD OF HOUSE WHERE THEY PENETRATE UPPER DECK.

11. MATERIAL & SPARE PARTS REQUIRED

A. Are they on board vessel? ☐ Yes ☑ No

B. Are they on order? ☐ Yes ☑ No

*DC NUMBER OF ORDER(S) IF ANY

DC NUMBER	DELIVERY DATE

12. IS STAGING OR SCAFFOLDING REQUIRED? (NOTE APPROXIMATE HEIGHT) ☐ YES ☑ NO

13. IMPROVING PERFORMANCE: WHILE BEING REPAIRED, CAN THIS ITEM BE IMPROVED TO INCREASE ITS LIFE OR MINIMIZE & SIMPLIFY REPAIRS IN THE FUTURE, OR IMPROVE ITS EFFICIENCY? ☐ YES ☑ NO EXPLAIN ANSWER

PREPARER'S SIGNATURE — CHIEF ENGINEER: C. C. O'Neal

— CHIEF MATE

APPROVED — MASTER'S SIGNATURE

REPAIR COMPLETED — DATE

10. REPAIR REQUIRED (SIZES, LENGTHS & TYPE MATERIAL REQUIRED; SKETCHES)

WGFO will try and make this repair about 2-15-78
KOP.

Completed 2-16-78
KOP

Triple - "A"

Shipyard Repairs

REQUIREMENTS FOR MAINTENANCE & REPAIR OF VESSEL 735-0098

1. VESSEL NAME [redacted] | DATE FEB. 2, 1978 | ITEM NUMBER 11 E

2. NAME OF REPAIR ITEM
90° WESTERN GEAR - "C" PUMP

3. DATE DEFICIENCY NOTED: FEB. 1, 1978 | DATE LAST REPAIRED: ~~Apr~~ JUNE 1975

4. CAN THIS REPAIR BE DONE BY VESSEL'S CREW? ☐ YES ☑ NO 8-12 HRS.

5. WHEN IS REPAIR NECESSARY?
☑ TURNAROUND
☐ SHIPYARD

6. IF TURNAROUND, WILL THERE BE A VESSEL DELAY?
☐ NO ☑ YES - ESTIMATE DELAY TIME

7. DOES ITEM REQUIRE REMOVAL FROM VESSEL TO EFFECT SATISFACTORY REPAIRS? ☑ YES ☐ NO

8. IF ANSWER IS YES, CAN VESSEL SAIL WHILE ITEM IS BEING REPAIRED ASHORE? ☑ YES ☐ NO

9. LOCATION OF REPAIR
MAIN DECK - "C" PUMP

10. REPAIR REQUIRED: SIZES, LENGTHS & TYPE MATERIAL REQUIRED (IF MORE SPACE REQUIRED, PLEASE WRITE OR DRAW PICTURE ON RIGHT)
REPLACE "WESTERN GEAR" RIGHT ANGLE VERTICAL DRIVE, 200 ~~RPM~~ PMR - 300 HS
DWG. NO. 201-919, SERIAL NOS. 172-175

11. MATERIAL & SPARE PARTS REQUIRED

A. Are they on board vessel? ☐ Yes ☑ No
BOY HAS SPARE

B. Are they on order? ☑ Yes ☐ No
BY TELEPHONE

*DC NUMBER OF ORDER(S) IF ANY

DC NUMBER	DELIVERY DATE

12. IS STAGING OR SCAFFOLDING REQUIRED? (NOTE APPROXIMATE HEIGHT)
☐ YES ☑ NO

13. IMPROVING PERFORMANCE: WHILE BEING REPAIRED, CAN THIS ITEM BE IMPROVED TO INCREASE ITS LIFE OR MINIMIZE & SIMPLIFY REPAIRS IN THE FUTURE, OR IMPROVE ITS EFFICIENCY?
☐ YES ☑ NO EXPLAIN ANSWER

PREPARER'S SIGNATURE — CHIEF ENGINEER
C. C. O'Neal
— CHIEF MATE

APPROVED — MASTER'S SIGNATURE

REPAIR COMPLETED — DATE

10. REPAIR REQUIRED (SIZES, LENGTHS & TYPE MATERIAL REQUIRED; SKETCHES)

To be removed approx. 2-15-78 for overhaul and replaced next trip.
K.O.P.

Removed and under repair at Unico.

Completed 1/5/78

TRIPLE "A"

File — Shipyard repairs

APR 24 1978

REQUIREMENTS FOR MAINTENANCE & REPAIR OF VESSEL 735-0098

1. VESSEL NAME: EXXON New Orleans
DATE: 19 April 78
ITEM NUMBER: # 25 D

2. TITLE OF REPAIR ITEM: main cargo lines D. & B. systems

3. DATE DEFICIENCY NOTED: D line in Feb & April
DATE LAST REPAIRED: ?

4. CAN THIS REPAIR BE DONE BY VESSEL'S CREW? ☐ YES ☑ NO

5. WHEN IS REPAIR NECESSARY? ☐ TURNAROUND ☑ SHIPYARD

6. IF TURNAROUND, WILL THERE BE A VESSEL DELAY? ☐ NO ☐ YES - ESTIMATE DELAY TIME

7. DOES ITEM REQUIRE REMOVAL FROM VESSEL TO EFFECT SATISFACTORY REPAIRS? ☑ YES ☐ NO

8. IF ANSWER IS YES, CAN VESSEL SAIL WHILE ITEM IS BEING REPAIRED/ASHORE? depends on item ☑ YES ☐ NO

9. LOCATION OF REPAIR: at main cargo risers and D-drop into #5 Port

10. REPAIR REQUIRED: SIZES, LENGTHS & TYPE MATERIAL REQUIRED (IF MORE SPACE REQUIRED, PLEASE WRITE OR DRAW PICTURE ON RIGHT)

One section of 16" line appx 24' two flanges and two bends on "D line" also on D line drop into #5 port one 90° elbow flanged to valve and welded to deck also 16". B line will appx 14' feet of 16" line with 3" dia. spud welded to bottom for stripper pump suction. (all material to schedule 80 and coated)

11. MATERIAL & SPARE PARTS REQUIRED

A. Are they on board vessel? ☐ Yes ☑ No

B. Are they on order? ☐ Yes ☑ No

*DC NUMBER OF ORDER(S) IF ANY

DC NUMBER	DELIVERY DATE

12. IS STAGING OR SCAFFOLDING REQUIRED? (NOTE APPROXIMATE HEIGHT) ☐ YES ☐ NO

13. IMPROVING PERFORMANCE: WHILE BEING REPAIRED, CAN THIS ITEM BE IMPROVED TO INCREASE ITS LIFE OR MINIMIZE & SIMPLIFY REPAIRS IN THE FUTURE, OR IMPROVE ITS EFFICIENCY? ☐ YES ☑ NO EXPLAIN ANSWER normal wear due to age of vessel and constant use

PREPARER'S SIGNATURE — CHIEF ENGINEER: J. E. Fowler — CHIEF MATE

APPROVED — MASTER'S SIGNATURE: Robert F. Stap

REPAIR COMPLETED — DATE

10. REPAIR REQUIRED (SIZES, LENGTHS & TYPE MATERIAL REQUIRED; SKETCHES)

The 24' foot section of D-line is located at risers, on S. discharge side

The 14' foot section of B-line is located at risers on forward side of a line ~~port side~~ and on the bottom of B line.

The D-line drop is located fwd. of P pump house, bottom side of elbow, between valve and deck. To do this job will require gas freeing several tanks including bunker tanks. I suggest it be put off untill shipyard.

leaks are now stopped with clamps, plugs and red hand etc.

WCFO to attempt on turnaround except for "D" line drop.

All Complete

MD 4/5/78

EQUIREMENTS FOR MAINTENANCE & REPAIR OF VESSEL 735-0098

VESSEL NAME	DATE	ITEM NUMBER
XXON Exxon New Orleans	5/23/78	#29-E

TITLE OF REPAIR ITEM: Survey on Aux. Diesel Gen.

DATE DEFICIENCY NOTED	DATE LAST REPAIRED	4. CAN THIS REPAIR BE DONE BY VESSEL'S CREW?
January 78	P	☐ YES ☐ NO

WHEN IS REPAIR NECESSARY? ☐ TURNAROUND ☒ SHIPYARD

6. IF TURNAROUND, WILL THERE BE A VESSEL DELAY? ☐ NO ☐ YES - ESTIMATE DELAY TIME

DOES ITEM REQUIRE REMOVAL FROM VESSEL TO EFFECT SATISFACTORY REPAIRS? ☐ YES ☐ NO

8. IF ANSWER IS YES, CAN VESSEL SAIL WHILE ITEM IS BEING REPAIRED ASHORE? ☐ YES ☐ NO

LOCATION OF REPAIR: Aux. Gen. Room

REPAIR REQUIRED: SIZES, LENGTHS & TYPE MATERIAL REQUIRED (IF MORE SPACE REQUIRED, PLEASE WRITE OR DRAW PICTURE ON RIGHT)

Parts to be determind by service engineer Fairbanks and Morse Co.

WCFO -
Will explore the possibility of piecemeal survey/overhaul on turnaround. Tank repairs next shipyard.

MATERIAL & SPARE PARTS REQUIRED

A. Are they on board vessel? ☐ Yes ☒ No

B. Are they on order? ☐ Yes ☒ No

*DC NUMBER OF ORDER(S) IF ANY

DC NUMBER	DELIVERY DATE

IS STAGING OR SCAFFOLDING REQUIRED? (NOTE APPROXIMATE HEIGHT) ☐ YES ☒ NO

IMPROVING PERFORMANCE: WHILE BEING REPAIRED, CAN THIS ITEM BE IMPROVED TO INCREASE ITS LIFE OR MINIMIZE & SIMPLIFY REPAIRS IN THE FUTURE, OR IMPROVE ITS EFFICIENCY? ☒ YES ☐ NO EXPLAIN ANSWER By moving the fuel tank out of #7 salt water ballast tank, Salt water has got in this engine a no of times in past years and this is of no help to a diesel engine

REPARER'S SIGNATURE — CHIEF ENGINEER: James E. Fowler — CHIEF MATE

APPROVED — MASTER'S SIGNATURE: Robert F. Stap

REPAIR COMPLETED — DATE

10. REPAIR REQUIRED (SIZES, LENGTHS & TYPE MATERIAL REQUIRED; SKETCHES)

I suggest a Fairbanks and Morse Diesel Engineer to survey the 350 Kw. auxiliary Gen. This unit is burning more oil all time. also blow by is more noticeable.
Salt water has got into the fuel system a number of times in the past years, due to cracks in fuel tank bulkheads located inside #7 Saltwater ballast tank. Plus the engine is now 12 years old. Sooner or later the main Gen. will malfunction and we will have to come in on the aux. It will more than likely have to run on the line 3 or 4 days. I recommend a good service engineer be employed for the job. [illegible] 1/3/78
Mr. James is aware of this item

REQUIREMENTS FOR MAINTENANCE & REPAIR OF VESSEL 735-0098

1. VESSEL NAME: EXXON NEW ORLEANS
DATE: JAN. 14, 1978
ITEM NUMBER: 8

2. TITLE OF REPAIR ITEM: STEAM LINE SWIVEL JOINT

3. DATE DEFICIENCY NOTED: JAN. 12, 1978
DATE LAST REPAIRED:

4. CAN THIS REPAIR BE DONE BY VESSEL'S CREW?
☐ YES ☒ NO

5. WHEN IS REPAIR NECESSARY?
☒ TURNAROUND
☐ SHIPYARD

6. IF TURNAROUND, WILL THERE BE A VESSEL DELAY?
☐ NO ☒ YES - ESTIMATE DELAY TIME 4 HRS.

7. DOES ITEM REQUIRE REMOVAL FROM VESSEL TO EFFECT SATISFACTORY REPAIRS?
☒ YES ☐ NO

8. IF ANSWER IS YES, CAN VESSEL SAIL WHILE ITEM IS BEING REPAIRED ASHORE?
☐ YES ☒ NO

9. LOCATION OF REPAIR: MAIN DECK BY "C" PUMP HOUSE

10. REPAIR REQUIRED: SIZES, LENGTHS & TYPE MATERIAL REQUIRED (IF MORE SPACE REQUIRED, PLEASE WRITE OR DRAW PICTURE ON RIGHT)

SPARE REBUILT SWIVEL JOINT ON BOARD

Also spared and returned defective joint as spare

11. MATERIAL & SPARE PARTS REQUIRED

A. Are they on board vessel? ☒ Yes ☐ No

B. Are they on order? ☐ Yes ☐ No

*DC NUMBER OF ORDER(S) IF ANY

DC NUMBER	DELIVERY DATE

12. IS STAGING OR SCAFFOLDING REQUIRED? (NOTE APPROXIMATE HEIGHT)
☐ YES ☒ NO

13. IMPROVING PERFORMANCE: WHILE BEING REPAIRED, CAN THIS ITEM BE IMPROVED TO INCREASE ITS LIFE OR MINIMIZE & SIMPLIFY REPAIRS IN THE FUTURE, OR IMPROVE ITS EFFICIENCY?
☐ YES ☒ NO EXPLAIN ANSWER AGE OF JOINT - STEAM WEAR

PREPARER'S SIGNATURE — CHIEF ENGINEER: C. C. O'Neal
— CHIEF MATE

APPROVED — MASTER'S SIGNATURE: Robert F. Stop
REPAIR COMPLETED — DATE

10. REPAIR REQUIRED (SIZES, LENGTHS & TYPE MATERIAL REQUIRED; SKETCHES)

Fuel Repairs

Completed 1-19-78

REQUIREMENTS FOR MAINTENANCE & REPAIR OF VESSEL 735-0098

1. VESSEL NAME: EXXON S.S. EXXON NEW ORLEANS
DATE: JAN. 14, 1978
ITEM NUMBER: 9

2. TITLE OF REPAIR ITEM: ELEMINATE GROUND IN SOLENOIDS ON CARGO TURBINES

3. DATE DEFICIENCY NOTED: JAN. 7, 1978
DATE LAST REPAIRED: —
4. CAN THIS REPAIR BE DONE BY VESSEL'S CREW? ☐ YES ☒ NO

5. WHEN IS REPAIR NECESSARY? ☑ TURNAROUND ☐ SHIPYARD

6. IF TURNAROUND, WILL THERE BE A VESSEL DELAY? ☒ NO ☐ YES - ESTIMATE DELAY TIME

7. DOES ITEM REQUIRE REMOVAL FROM VESSEL TO EFFECT SATISFACTORY REPAIRS? ☐ YES ☒ NO

8. IF ANSWER IS YES, CAN VESSEL SAIL WHILE ITEM IS BEING REPAIRED ASHORE? ☐ YES ☐ NO

9. LOCATION OF REPAIR: MAIN DECK BETWEEN "C" AND "D" CARGO PUMP ROOMS

10. REPAIR REQUIRED: SIZES, LENGTHS & TYPE MATERIAL REQUIRED (IF MORE SPACE REQUIRED, PLEASE WRITE OR DRAW PICTURE ON RIGHT)

RENEW APPROX 250 FT, 3 CONDUCTOR 12 GAUGE ARMOURED CAPLE FROM "C" TO "D" PUMP HOUSES - DEAD GROUND - SOLENOIDS IN OPERATIVE. GUARD OVER CABLES MUST BE REMOVED. PRESENTLY OPERATING PUMPS WITH SOLONOIDS BLOCKED OPEN. LOSS OF EMERGENCY TRIP CAPABILITY.

11. MATERIAL & SPARE PARTS REQUIRED

A. Are they on board vessel? ☐ Yes ☑ No

B. Are they on order? ☑ Yes ☐ No

*DC NUMBER OF ORDER(S) IF ANY

DC NUMBER	DELIVERY DATE

12. IS STAGING OR SCAFFOLDING REQUIRED? (NOTE APPROXIMATE HEIGHT)
☐ YES ☑ NO

13. IMPROVING PERFORMANCE: WHILE BEING REPAIRED, CAN THIS ITEM BE IMPROVED TO INCREASE ITS LIFE OR MINIMIZE & SIMPLIFY REPAIRS IN THE FUTURE, OR IMPROVE ITS EFFICIENCY?
☐ YES ☒ NO EXPLAIN ANSWER: THIS IS ONE CABLE IN A LARGE GROUP PROBABLY WORN THRU BY AGE + MOVEMENT OF VESSEL

PREPARER'S SIGNATURE — CHIEF ENGINEER
C.C. Oneal
— CHIEF MATE

APPROVED — MASTER'S SIGNATURE

REPAIR COMPLETED — DATE

10. REPAIR REQUIRED (SIZES, LENGTHS & TYPE MATERIAL REQUIRED; SKETCHES)

Cable Repairs

Completed 1-18-78

JUN 23 1978

REQUIREMENTS FOR MAINTENANCE & REPAIR OF VESSEL 735-0098

1. VESSEL NAME: EXXON Exxon New Orleans
DATE: 6/18/78
ITEM NUMBER: #34-E

2. TITLE OF REPAIR ITEM: Capac prob mountings on main Cond. heads

3. DATE DEFICIENCY NOTED: Feb. 1978
DATE LAST REPAIRED: Oct. 1977

4. CAN THIS REPAIR BE DONE BY VESSEL'S CREW? ☐ YES ☑ NO

5. WHEN IS REPAIR NECESSARY? ☐ TURNAROUND ☑ SHIPYARD

6. IF TURNAROUND, WILL THERE BE A VESSEL DELAY? ☐ NO ☑ YES - ESTIMATE DELAY TIME: Minimum 12-14 hrs.

7. DOES ITEM REQUIRE REMOVAL FROM VESSEL TO EFFECT SATISFACTORY REPAIRS? ☐ YES ☑ NO

8. IF ANSWER IS YES, CAN VESSEL SAIL WHILE ITEM IS BEING REPAIRED ASHORE? ☐ YES ☑ NO

9. LOCATION OF REPAIR: Inlet and return heads of main condenser

10. REPAIR REQUIRED: SIZES, LENGTHS & TYPE MATERIAL REQUIRED (IF MORE SPACE REQUIRED, PLEASE WRITE OR DRAW PICTURE ON RIGHT)

3/4" Weldolets N.P.T. - might have to build up base metal, this can only be determined, after condenser is empty and open - expect to renew at least 12 - Weldolets can be furnished by most any pipe and welding shop. Various leaks are now stoped with red hand cement

11. MATERIAL & SPARE PARTS REQUIRED

A. Are they on board vessel? ☐ Yes ☐ No

B. Are they on order? ☐ Yes ☐ No

*DC NUMBER OF ORDER(S) IF ANY

DC NUMBER	DELIVERY DATE

12. IS STAGING OR SCAFFOLDING REQUIRED? (NOTE APPROXIMATE HEIGHT) ☐ YES ☑ NO

13. IMPROVING PERFORMANCE: WHILE BEING REPAIRED, CAN THIS ITEM BE IMPROVED TO INCREASE ITS LIFE OR MINIMIZE & SIMPLIFY REPAIRS IN THE FUTURE, OR IMPROVE ITS EFFICIENCY? ☑ YES ☐ NO EXPLAIN ANSWER Weldolets were asked to be installed 1977 shipyard period, but due to mass confusion were substituted with plain pipe nipples

PREPARER'S SIGNATURE — CHIEF ENGINEER: James E. Fowler
— CHIEF MATE

APPROVED — MASTER'S SIGNATURE: Robert L. Slap
REPAIR COMPLETED — DATE

10. REPAIR REQUIRED (SIZES, LENGTHS & TYPE MATERIAL REQUIRED; SKETCHES)

Done 7/21/78 - balance still good
MD.

WOFO has renewed 2 of these already. If condenser down for leak will do some more otherwise in 5/4.
KSP
6-23-78

EXXON NEW ORLEANS JUL 28 1978

REQUIREMENTS FOR MAINTENANCE & REPAIR OF VESSEL 735-0098

1. VESSEL NAME: EXXON New Orleans
DATE: 7-17-78
ITEM NUMBER: E

2. TITLE OF REPAIR ITEM: Sanitary Pump "High" Sea Suction Line

3. DATE DEFICIENCY NOTED: July 15th 1978
DATE LAST REPAIRED: —

4. CAN THIS REPAIR BE DONE BY VESSEL'S CREW? ☐ YES ☑ NO

5. WHEN IS REPAIR NECESSARY? ☑ TURNAROUND ☐ SHIPYARD

6. IF TURNAROUND, WILL THERE BE A VESSEL DELAY? ☑ NO ☐ YES - ESTIMATE DELAY TIME

7. DOES ITEM REQUIRE REMOVAL FROM VESSEL TO EFFECT SATISFACTORY REPAIRS? ☑ YES ☐ NO

8. IF ANSWER IS YES, CAN VESSEL SAIL WHILE ITEM IS BEING REPAIRED ASHORE? ☐ YES ☑ NO

9. LOCATION OF REPAIR: Port Side In Lower Engine Room - Frame 47 - In Bilge

10. REPAIR REQUIRED: SIZES, LENGTHS & TYPE MATERIAL REQUIRED (IF MORE SPACE REQUIRED, PLEASE WRITE OR DRAW PICTURE ON RIGHT)

Three Steel Flanges, 11 inches outside diameter, 8 bolt holes, 9½ inch bolt circle, 1 inch thick.

One Steel Flange, 6 inch outside diameter, 4 bolt holes, 4¾ inch bolt circle

One Section of 6 inch steel pipe with two Offset bends - Flanged on both end - with two short sections fishmouthed into this line by welding - Both short sect. are 3½" long & flanged

11. MATERIAL & SPARE PARTS REQUIRED

A. Are they on board vessel? ☐ Yes ☑ No

B. Are they on order? ☐ Yes ☑ No

*DC NUMBER OF ORDER(S) IF ANY

DC NUMBER	DELIVERY DATE

12. IS STAGING OR SCAFFOLDING REQUIRED? (NOTE APPROXIMATE HEIGHT) ☐ YES ☑ NO

13. IMPROVING PERFORMANCE: WHILE BEING REPAIRED, CAN THIS ITEM BE IMPROVED TO INCREASE ITS LIFE OR MINIMIZE & SIMPLIFY REPAIRS IN THE FUTURE, OR IMPROVE ITS EFFICIENCY? ☐ YES ☐ NO EXPLAIN ANSWER

To be blasted and coated with Rust-Ban

PREPARER'S SIGNATURE — CHIEF ENGINEER: Michael J. Olynick — CHIEF MATE

APPROVED — MASTER'S SIGNATURE: [signature]

REPAIR COMPLETED — DATE

10. REPAIR REQUIRED (SIZES, LENGTHS & TYPE MATERIAL REQUIRED; SKETCHES)

One Short Section is of 6 inch pipe and one Short section is of 2 inch steel pipe. ⊗ Main Section is Approx 7 foot long.

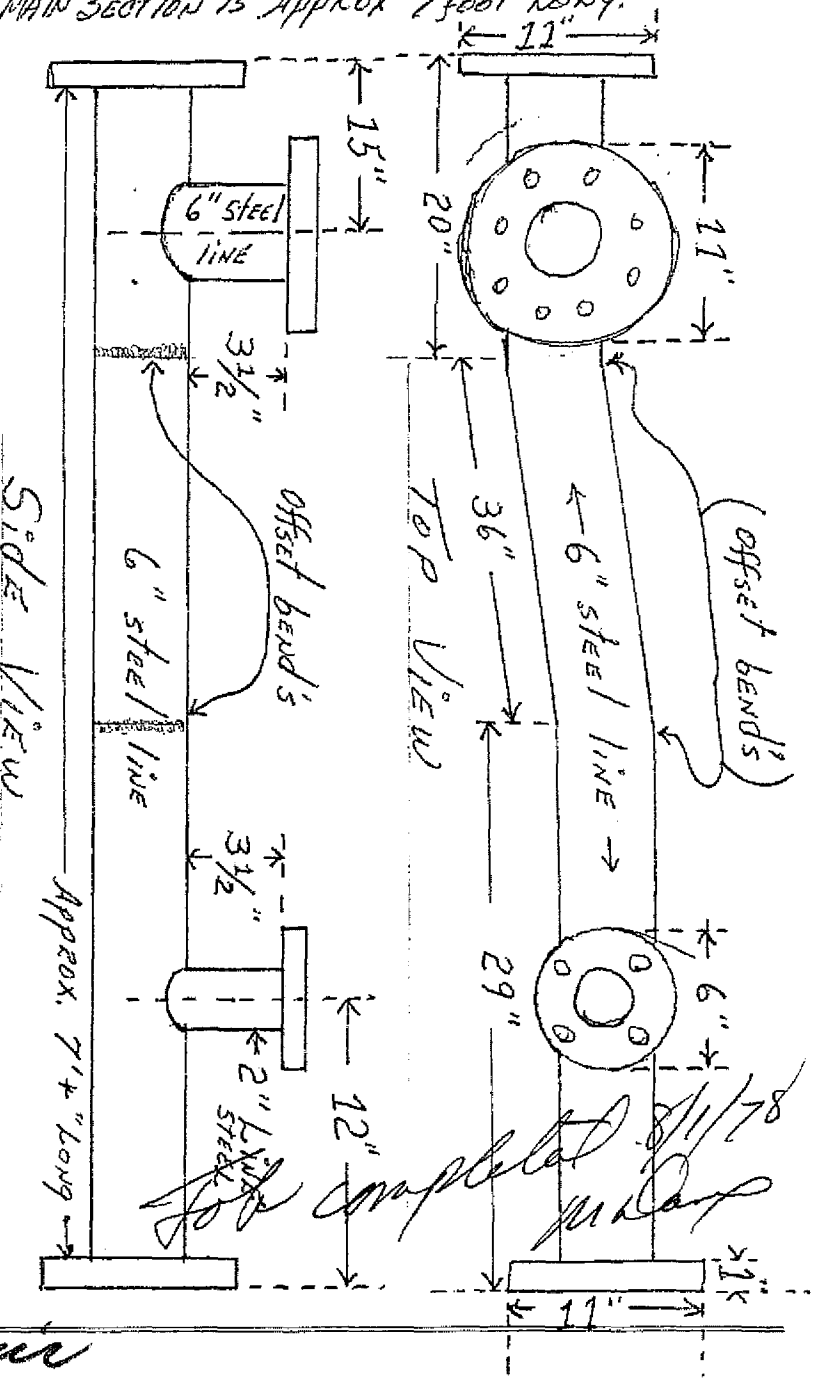

Job completed 8/1/78 [signature]

U/CFO — Inspect for turnaround repair