MC's 1043

DSW 298505

1043 Tissues

	µl from curve	wt	ppm
115	2.55	.4202	1.70
116	4.92	.4364	9.47
157	5.21	.4507	1.94
158	3.60	.4379	11.51
178	2.64	.4361	1.27
179	2.91	.4372	3.99
199	1.92	.4263	0.47
200	1.79	.4576	0.94
74	4.39	.3991	11.55
95	4.06	.4117	10.35

DSW 298506

1643 0.84 ng/µl

1043

Sample	A	–	h	x	l	x	4.74	=	A_c	w/	D.F	µl
2µl	343		3	x	13	x	4.74		158			
4µl	424		2.2	x	13	x	4.74		288			
	403		1.2	x	14	x	4.74		323			
6µl	478		1.2		14.5	x	4.74		415			
115	420		4.1	x	12.2	x	4.74		183	1	–	3
116	649		5.2		12		4.74		353	5	–	5
157	668		5.4		11.5		4.74		374	1	–	5
158	585		4.3		16		4.74		259	5	–	3
178	445		4.5		12		4.74		189	1	–	4
179	467		3.2		17		4.74		209	5	–	7
199	319		3.2		12		4.74		137	1	–	8
200	221		1.7		11.5		4.74		128	2	–	7
74	406		1.2		16.		4.14		315	5	–	4
95	352		0.8		16.		4.74		291	5	–	4

DSW 298507

1043

4/11/74

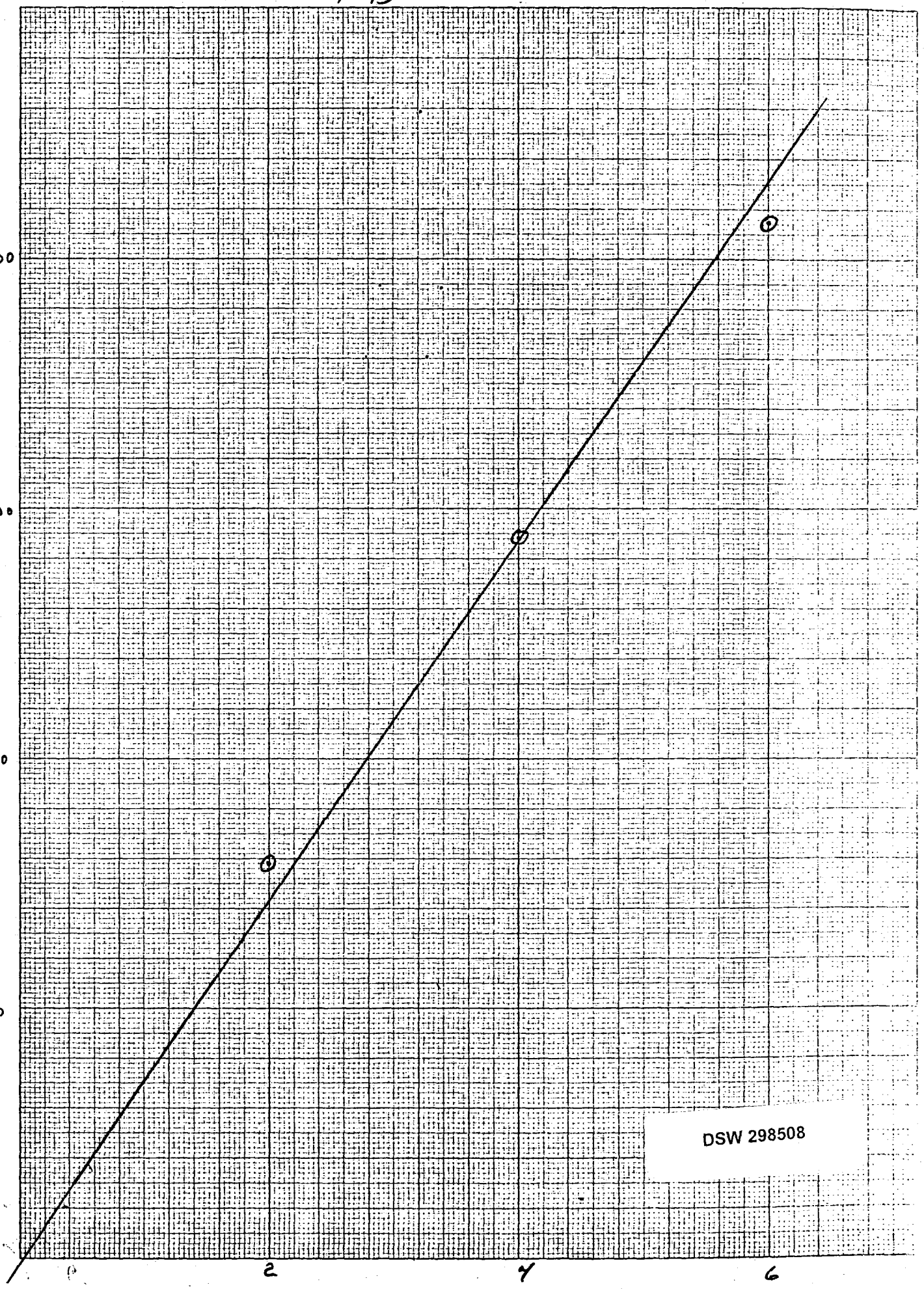

EUGENE DIETZGEN CO.
MADE IN U. S. A.

NO. 340-M DIETZGEN GRAPH PAPER
MILLIMETER

DSW 298508

STLCOPCB4068421

MCS 1043 45 day sac.

4	617	14	3.9		358		
2	430	12.5	4		193		
6	682	16	2.5		492		
					ml	cuts	inj
220	160	8	2.5	65	5	3	5
221	218	9	4	47	5	3	7

	ml	wt	ml / cuts x inj	ppm
220	.64	.4330	5/15	0.4
221	.47	.4275	5/21	0.2

DSW 298509

STLCOPCB4068422

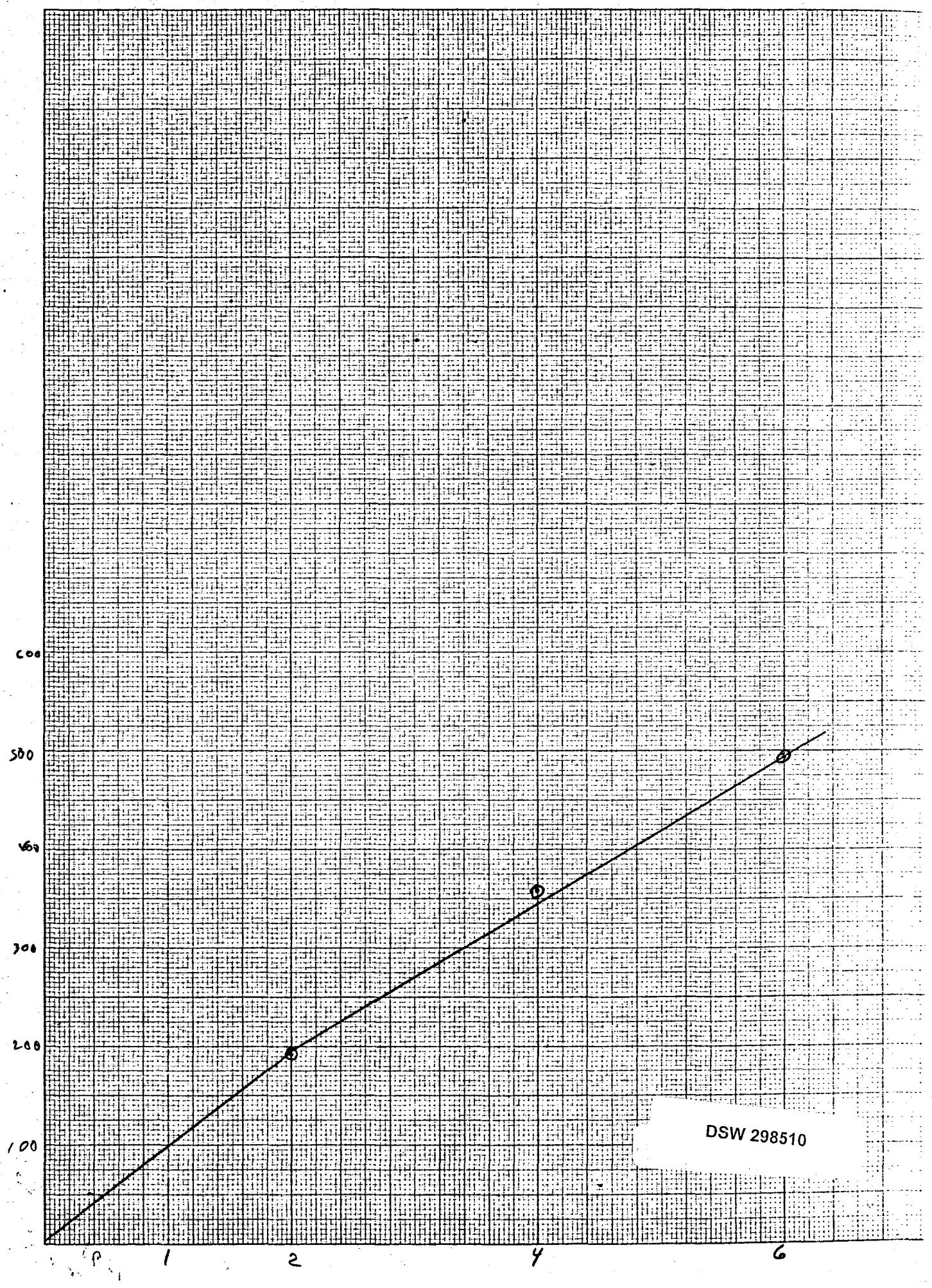

STLCOPCB4068423

1043 @ 0.84 ng/ml

2	156	12.4	1.7	56
4	184	11.8	1.0	128
6	264	11.8	1.7	169

SAMPLES # 241 & 242 N. D.

DET. LIMIT.

$$\frac{2\text{ml} \times .84\text{ng/ml} \times 2\text{ml}}{7\text{ml} \times .4\text{g} \times 4\text{cm}} = 0.25\text{ ppm}$$

DSW 298511

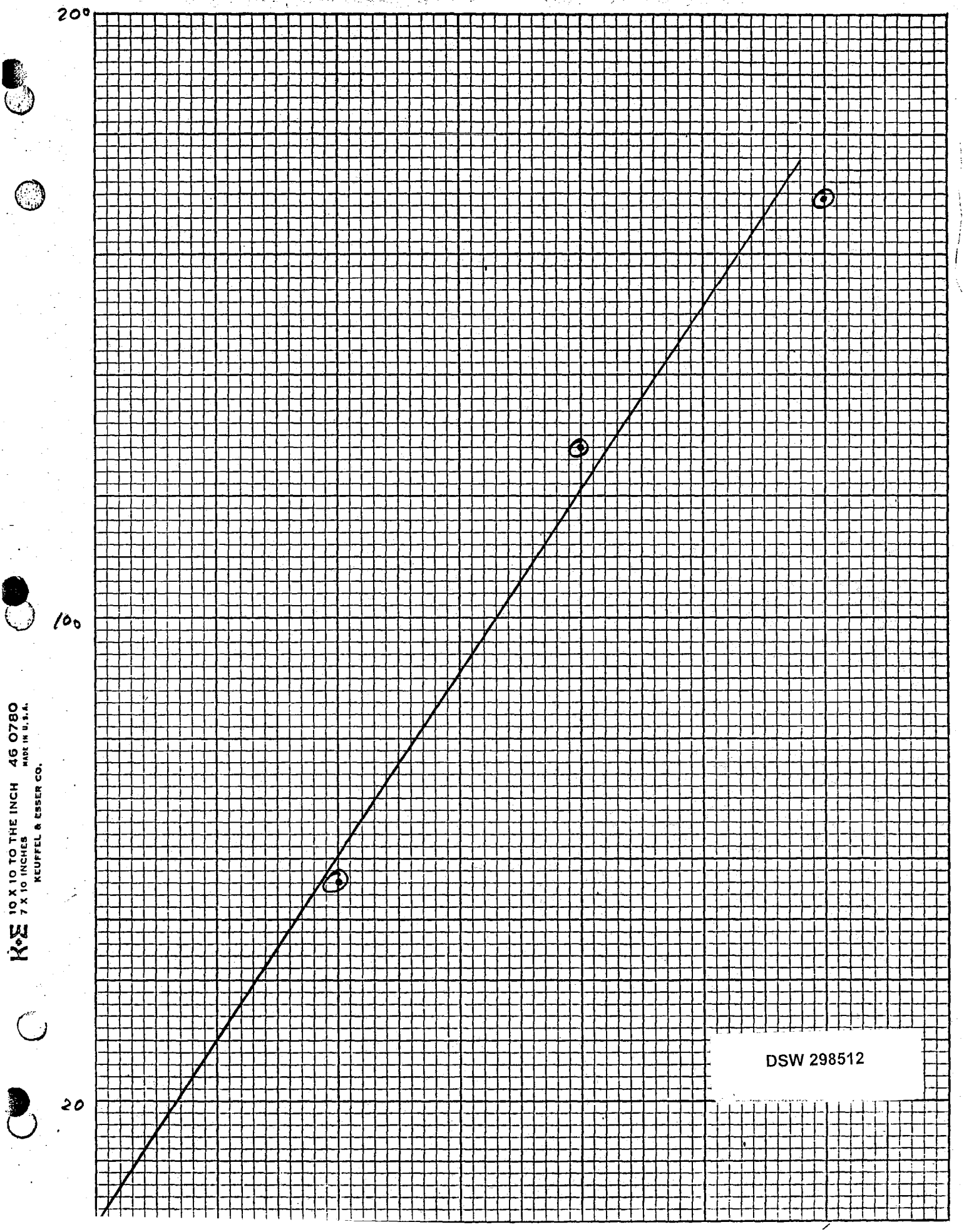

K&E 10 X 10 TO THE INCH 46 0780
7 X 10 INCHES MADE IN U.S.A.
KEUFFEL & ESSER CO.

STLCOPCB4068425

1043 @ 0.84 ug/ml

ACF 4.74

2 ml	358	11.8	2.5	218
4 ml	403	16.8	0.8	339
6 ml	664	18.2	2.3	465

158 M 3 of 5/5

355	21	2.3	126

$$\frac{1.1 \times 0.84 \times 545}{3 \times .9187} = 8.4 \text{ ppm}$$

158 L 6 of 5/5

440	23	2.4	178

$$\frac{1.7 \times 0.84 \times 545}{6 \times .3750} = 15.9 \text{ ppm}$$

control and RB charts attached

DSW 298513

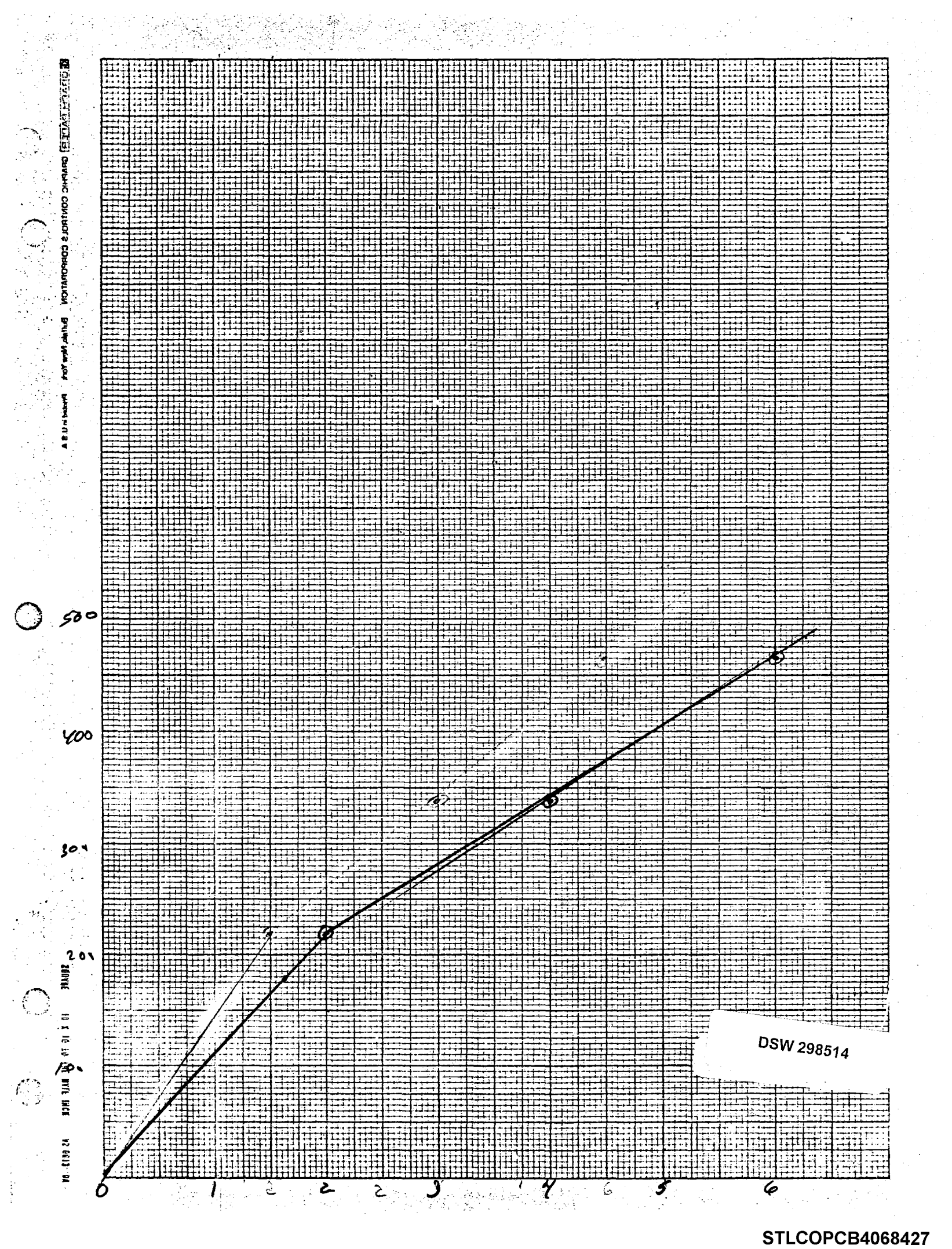

STLCOPCB4068427

4-10-74

MCS1043
re-run 2, 5, & 10 days

73- 7µl of 5.0 ml. - 556

$\frac{(3.49)(0.42)(5.0)}{(7)(0.3677)} = 2.85$ ppm lipid basis.

#94 - 6µl of 5.0 ml. - 705

$\frac{(4.45)(0.42)(5.0)}{(6)(0.4086)} = 3.80$ ppm "

#115 - 5µl of 5.0 ml. - 481

$\frac{(3.03)(0.42)(5.0)}{(5)(0.4206)} = 3.03$ ppm "

#136 - 5µl of 5.0 ml. - 447

$\frac{(2.80)(0.42)(5.0)}{(5.0)(0.4447)} = 2.64$ ppm "

#74 - 3µl of 5.0 ml. - 732

$\frac{(4.60)(0.42)(5.0)}{(3)(0.3991)} = 8.07$ ppm "

#95 - 3µl of 5.0 ml. - 711

$\frac{(4.46)(0.42)(5.0)}{(3)(0.4117)} = 7.58$ ppm.

#116 - 3µl of 5.0 ml. - 761

$\frac{(4.79)(0.42)(5.0)}{(3.0)(0.4364)} = 7.68$ ppm.

#137 - 3µl of 5.0 ml. - 696

$\frac{(4.39)(0.42)(5.0)}{(3.0)(0.4241)} = 7.25$ ppm.

Reag. Blank - 7µl of 1.0 ml. - 140

$\frac{(0.85)(0.42)(1.0)}{(7)(0.4\ \ 1)} = 0.13$ ppm

#144 - Control Tissue - 7µl of 1.0 ml. - 229

$\frac{(1.42)(0.42)(1.0)}{(7)(0.4365)} = 0.20$ ppm

DSW 298515

K&E 10 X 10 TO ½ INCH 46 1322
7 X 10 INCHES MADE IN U.S.A.
KEUFFEL & ESSER CO.

MCS-1043 - 0.42 ng/μL

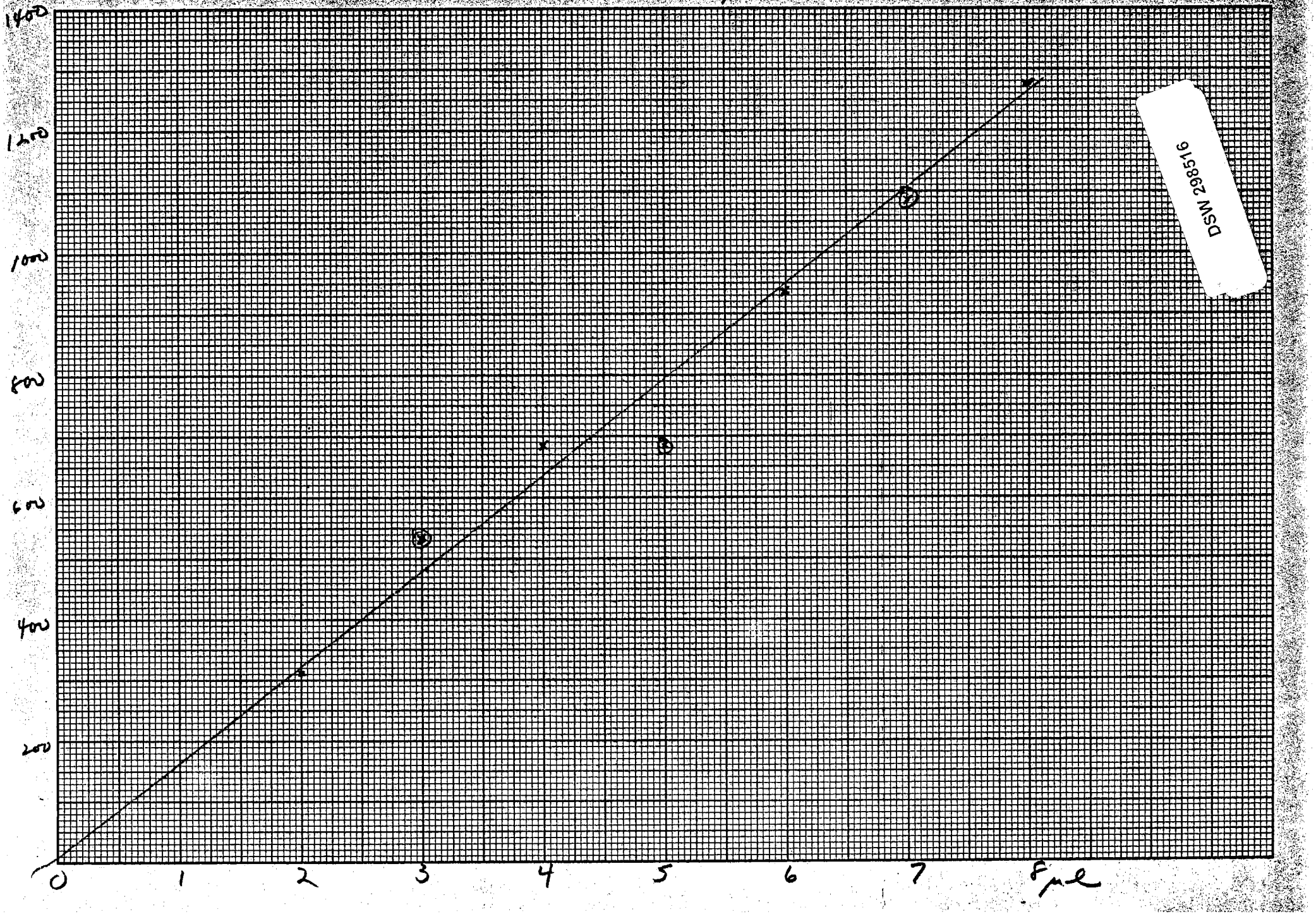

DSW 298516

STLCOPCB4068429

MCS-1043 -

Reag. Blank - 5 days - 7 µl of 1.0 ml - 130

$\frac{(0.54)(0.84)(1.0)}{(7)(0.5)(0.85)} = 0.15$ ppm.

#94 - MCS-1043 - 25 ppm - 5 days - 7 µl of 5.0 ml - 438

$\frac{(2.23)(0.84)(5.0)}{(7)(0.4086)} = 3.2$ ppm lipid basis.

#95 - " - 100 ppm - 5 days - 5 µl of 5.0 ml - 506

$\frac{(2.60)(0.84)(5)}{(5)(0.4117)} = 5.3$ ppm

Reag. Blank - 10 days - 7 µl of 1.0 ml - 168

$\frac{(0.74)(0.84)(1.0)}{(7)(0.5)(0.85)} = 0.21$ ppm.

#115 - MCS-1043 - 25 ppm - 10 days - 7 µl of 5.0 ml - 312

$\frac{(1.54)(0.84)(5.0)}{(7)(0.4286)} = 2.2$ ppm

#116 - MCS-1043 - 100 ppm - 10 days - 5 µl of 5.0 ml - 774

$\frac{(4.08)(0.84)(5)}{(5)(0.4364)} = 7.9$ ppm.

#102 - 5 day control tissue - 7 µl of 1.0 ml - 119

$\frac{(0.47)(0.84)(1)}{(7)(0.4092)} = 0.14$ ppm

#123 - 10 day control tissue - 7 µl of 1.0 ml - 127

$\frac{(0.52)(0.84)(1)}{(7)(0.4302)} = 0.15$ ppm.

DSW 298517

STLCOPCB4068430

K+E 10 X 10 TO ½ INCH 46 1322
7 X 10 INCHES MADE IN U.S.A.
KEUFFEL & ESSER CO.

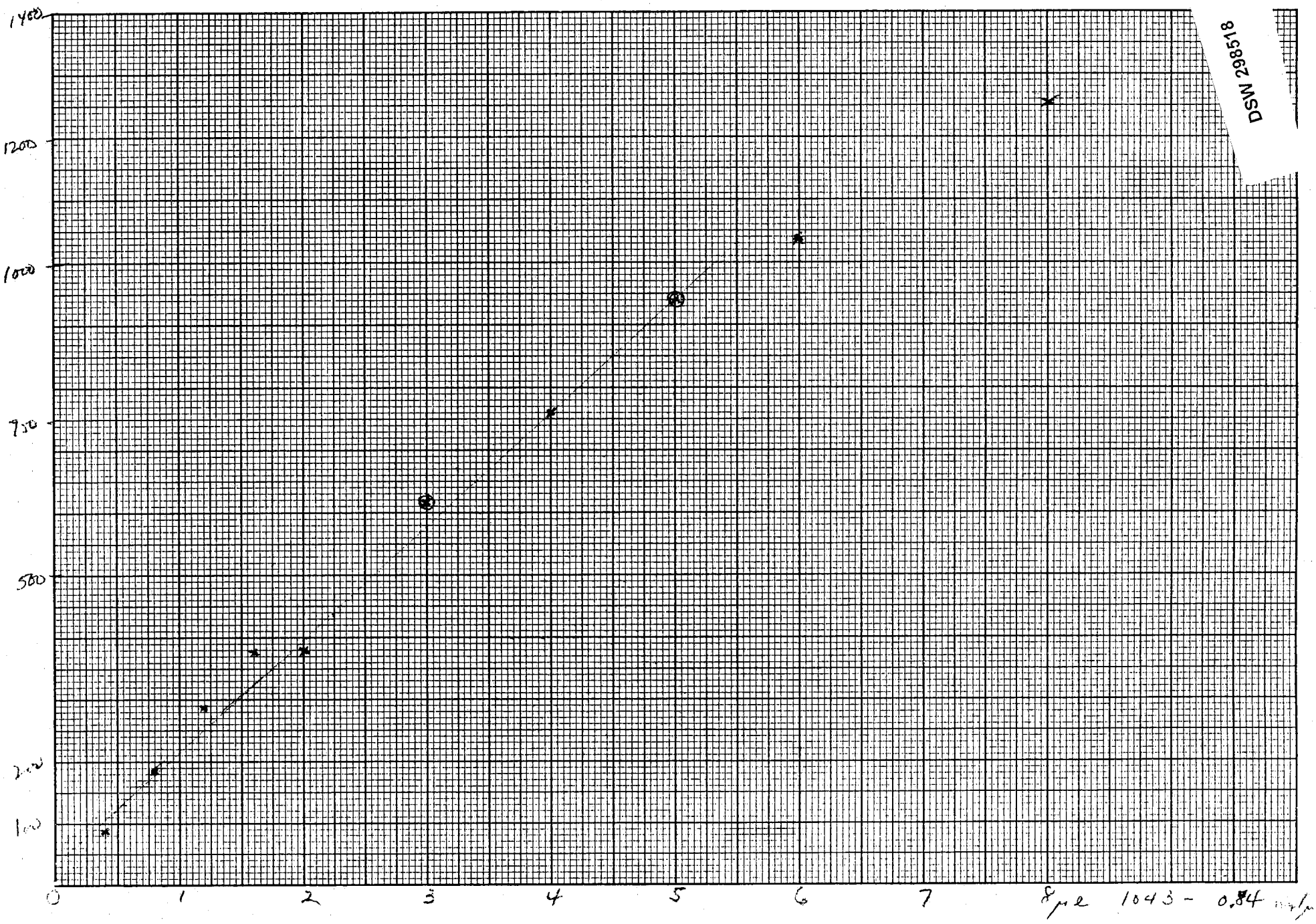

DSW 268518
STLCOPCB4068431