PIPING ARRANGEMENT OF THE MARSH BOILER RETURN TRAP AND AIR TRAP AS INSTALLED ON THE MARSH VAPOR SYSTEM

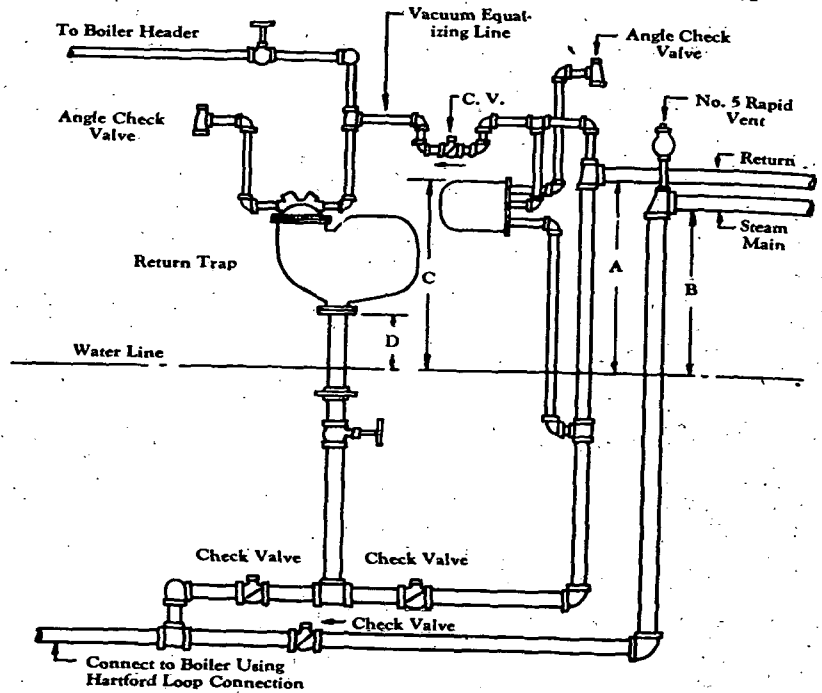

Dimensions				
Size Trap	A	B	C	D
2000 4000	25″	24″	25″	6″
6000 8000 10000	30″	29″	30″	6″

The above are minimum dimensions

Marsh No. 5 Thermodisk Rapid Vent



Marsh No. 5 Rapid Vent

A reliable air eliminating device for the ends of steam mains on vapor or one pipe steam systems. This vent has a sturdy brass body and equipped with a large brass float, thermostatic member and an air port of sufficient size to permit rapid expulsion of air from the system. Also equipped with vacuum top. Made in sizes from ¼ up to ¾ in.

Marsh No. 7 Air Eliminator

This air vent is also used on the return system of Marsh Vapor Systems as the air expelling medium in lieu of the Marsh Air Trap. Has a polished brass body with a female bottom connection. Will allow free passage of air but will close off instantly should water reach this point. Equipped with a vacuum top feature. Made in ¾ and 1 in. sizes.



Marsh No. 7 Air Eliminator

Marsh Compound Retard Gauge



Marsh Compound Retard Gauge

A compound gauge designed expressly for vapor systems, having a sensitive spring that will register the slightest change in pressure. Dial is graduated in ounces up to five pounds, and in five pound graduations from five to thirty pounds. Depth of vacuum is clearly indicated in wide half-inch graduations up to 10 in., and in five inch graduations from 10 in. to 30 in. vacuum.

Marsh Medium Pressure Steam Trap



Marsh Medium Pressure Trap

A medium pressure trap of the open float type for dripping steam lines, drying, cooking, refining and other industrial apparatus where the steam pressure does not exceed 100 lb.

Has a heavy cast iron body with bolted cover, non-collapsible copper open float with valve post rigidly attached. Valve seat is of a special hard metal which prevents wiredrawing. Also equipped with cleanout feature and test vent. Adjusted and tested at factory for all varying pressures up to 100 lb.

Damper Regulator

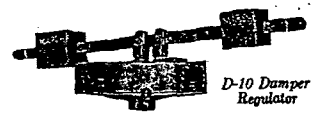

D-10 Damper Regulator

To obtain the most economical results from a vapor system, a damper regulator that will open or close draft or check dampers with the slightest change in pressures is essential.

The Type D-10 Damper Regulator is equipped with a sensitive ten inch flexible metal bellows that will actuate at the slightest change in pressure. Has a 48 in. lever with weights and bell cranks. Made in one inch female bottom connection only. Can also be furnished in other size diaphragms if so ordered.

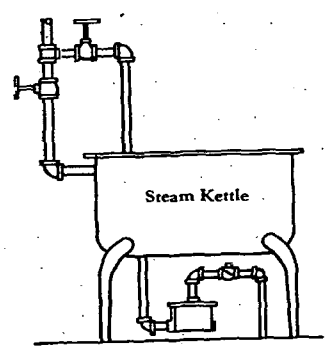

Medium Pressure Trap Applied to Cooking Apparatus

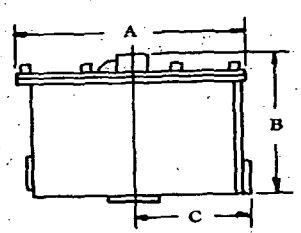

Dimensions				Llbs. Water Per Hour at 75# Pressure
Size	A	B	C	
¾″	6⅛″	5⅝″	2¾″	500
1″	6¾″	6⅛″	3⅛″	750
1¼″	7¾″	6¾″	4″	1500
1½″	8½″	7″	4½″	3000

SPECIFICATION FOR A MARSH VACUUM SYSTEM

1. GENERAL CONDITIONS.—The general conditions governing this portion of the work shall be in accordance with those of the American Institute of Architects.

2. SCOPE OF WORK.—The work to be done includes the furnishing of all labor and materials for the complete erection of a Marsh Vacuum Heating System as hereinafter specified and as shown on drawings. Work to be done shall be executed in a neat and workmanlike manner, and all heating apparatus pertaining to this portion of the work to be of the best grade materials and shall strictly conform to these specifications.