FUNCTIONAL FLUIDS

THERMINOL
PYDRAUL
SANTOVAC

Sales Information Bulletin No. 12

DATE: September 26, 1969

SUBJECT: ARC WELDER/HYDRAULIC OIL FIRE

Why use a FR fluid? The attached article shows what can happen when petroleum oil is used around what many persons consider a low hazard operation - automatic arc welders. Many steel and auto companies still use oil in their units and face the danger of a serious fire.

Pydraul would be a simple, low cost way of providing safety in the arc welders. Sorry the pictures couldn't be reproduced better.

David A. Hall

David Hall

/pke

DSW 183139

Monsant

AD-794

STLCOPCB4051056

Immediate Clean-Up Was Key

Pickling Line, Roll Shop Made Rapid Recovery From Big Fire

At approximately 11:15 p.m., on Tuesday, August 5, a flash fire occurred in the Pickling Department at DSC Portsmouth Division when the operator of the in-line welding unit attempted to make a weld.

Almost the instant the welder went into operation there was a blinding flash of fire, according to Welder Operator Fred Hieneman. Within seconds, the area was a raging inferno as the flames leaped up the wall and ignited the roof of the adjacent building which housed the Roll Shop.

The fire was brought under control and extinguished by 3:00 a.m. No one was injured.

Fire damage was confined to the welder and the roof; additional damage was caused by water, especially in the Roll Shop.

Moving swiftly, maintenance and labor crews began clearing debris. By late afternoon, the Roll Shop was back in operation. On Monday morning, five days later, steel was being fed into the Pickler, by-passing the welding section which had been dismantled and removed for repairs.



THE FIRE started here at the welding unit of the continuous Pickling Line when the Welder Operator proceeded to make a normal weld. Actual cause of the fire has not been determined. Flames were fed by hydraulic fluid from nearby lines. The welding unit was severely damaged and has been removed from the line to be repaired by Maintenance.



INTENSITY of the fire which raged for several hours can be gauged from this picture of a control panel at the welding unit. As may be seen, the panel was burned out.







DSW 183140

STLCOPCB4051057



HOT ROLLED STEEL, emerging from the pay-off section of the line to be fed into the Pickler, continued to travel toward the Welder for a brief time after the fire started, causing the pile-up which crews had to remove before repair work could begin on the Pickle Line.



DAMAGE to the Roll Shop, where rolls are finely ground for the rolling mills, was extensive, both from water which quickly rusted the stored rolls and fire in the roof. Every roll in the shop had to be reworked as a result of rust. Roll Shop supplies also suffered extensively. Construction crews are now busy repairing the roof damage.



A CLOSE-UP of one of the roll grinding machines after the fire. As shown, the roll in the machine and those in the foreground quickly rusted from water. In addition, the entire area was littered with debris falling from the roof.



THIRTEEN HOURS after the fire had been brought under control and extinguished, the Roll Shop was back in operation, beginning the big task of redoing over 100 rolls that were in the shop at the time of the fire. Above: Harry Morgan, a veteran Roll Grinder, is shown working on a roll for the Cold Rolling Department.



FIVE DAYS later operations were resumed in the plant's Pickling Department where the fire started. During the interval, the burned-out Welder (see top picture, left) had been completely dismantled and removed to be repaired by Maintenance crews when new parts become available. The welding unit formerly stood in about the center of this picture (note remains of wiring and piping, lower left). Instead of being butt welded, as formerly, the coils are being mechanically "stitched" together to provide a continuous operation during Pickling.

STLCOPCB4051058