PART I

A. EFFLUENT LIMITATIONS AND MONITORING REQUIREMENTS

1. During the period beginning **February 1, 1993**, and lasting until **April 8, 1996**, the permittee is authorized to discharge from outfall(s) serial number(s) **001 (Process Wastewater)**.

   Such discharges shall be limited and monitored by the permittee as specified below:

PARAMETER	DISCHARGE LIMITATIONS				MONITORING REQUIREMENTS	
	kg/day (lbs/day)		Other Units (Specify)		Measurement	Sample
	Daily Avg.	Daily Max.	Daily Avg.	Daily Max.	Frequency	Type
Flow-M^3/day (MGD)	N/A	N/A	Report	Report	Continuous	Recorder
Temperature °C(°F)	N/A	N/A	N/A	32.2(90)	1/Week	Grab
Biochemical Oxygen Demand (5-Day)	56(123)	112(246)	N/A	N/A	1/Week	24-Hr. Composite
Chemical Oxygen Demand	194(428)	388(856)	N/A	N/A	1/Week	24-Hr. Composite
Total Suspended Solids	223(491)	633(1396)	N/A	N/A	1/Week	24-Hr. Composite
Ammonia (N)	5.6(12.3)	11.2(24.5)	N/A	N/A	1/Week	24-Hr. Composite
Chlorine, TRC	N/A	N/A	0.011 mg/l	0.019 mg/l	2/Month	24-Hr. Composite
Vinyl Chloride	N/A	N/A	N/A	Report	1/6 Months	Grab
Di-N-Octyl Phthalate	N/A	N/A	N/A	Report	1/6 Months	24-Hr. Composite

2. The pH shall not be less than **6.0** standard units nor greater than **9.0** standard units and shall be monitored **twice per month with a grab sample of the effluent.**

3. There shall be no discharge of floating solids or visible foam in other than trace amounts.

4. The discharge shall not cause the occurrence of a visible sheen on the surface of the receiving waters.

5. Samples taken in compliance with the monitoring requirements specified above shall be taken at the following location(s): **the nearest accessible point after final treatment but prior to actual discharge or mixing with the receiving stream.**

6. The Dissolved Oxygen shall not be less than 6.0 mg/l and shall be monitored once per week with a grab sample.

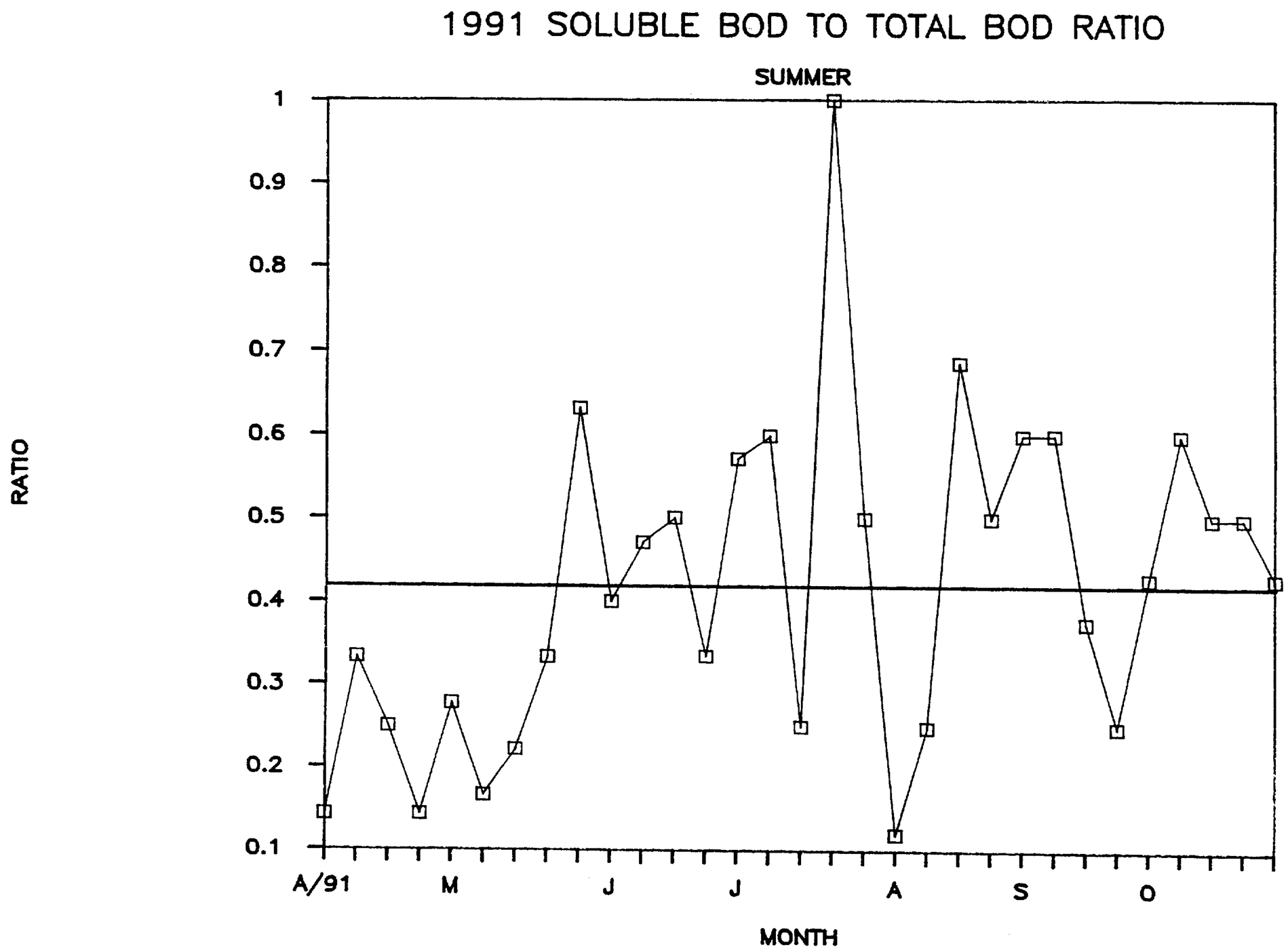

VAB.0001165631

1991 SOLUBLE BOD TO TOTAL BOD RATIO

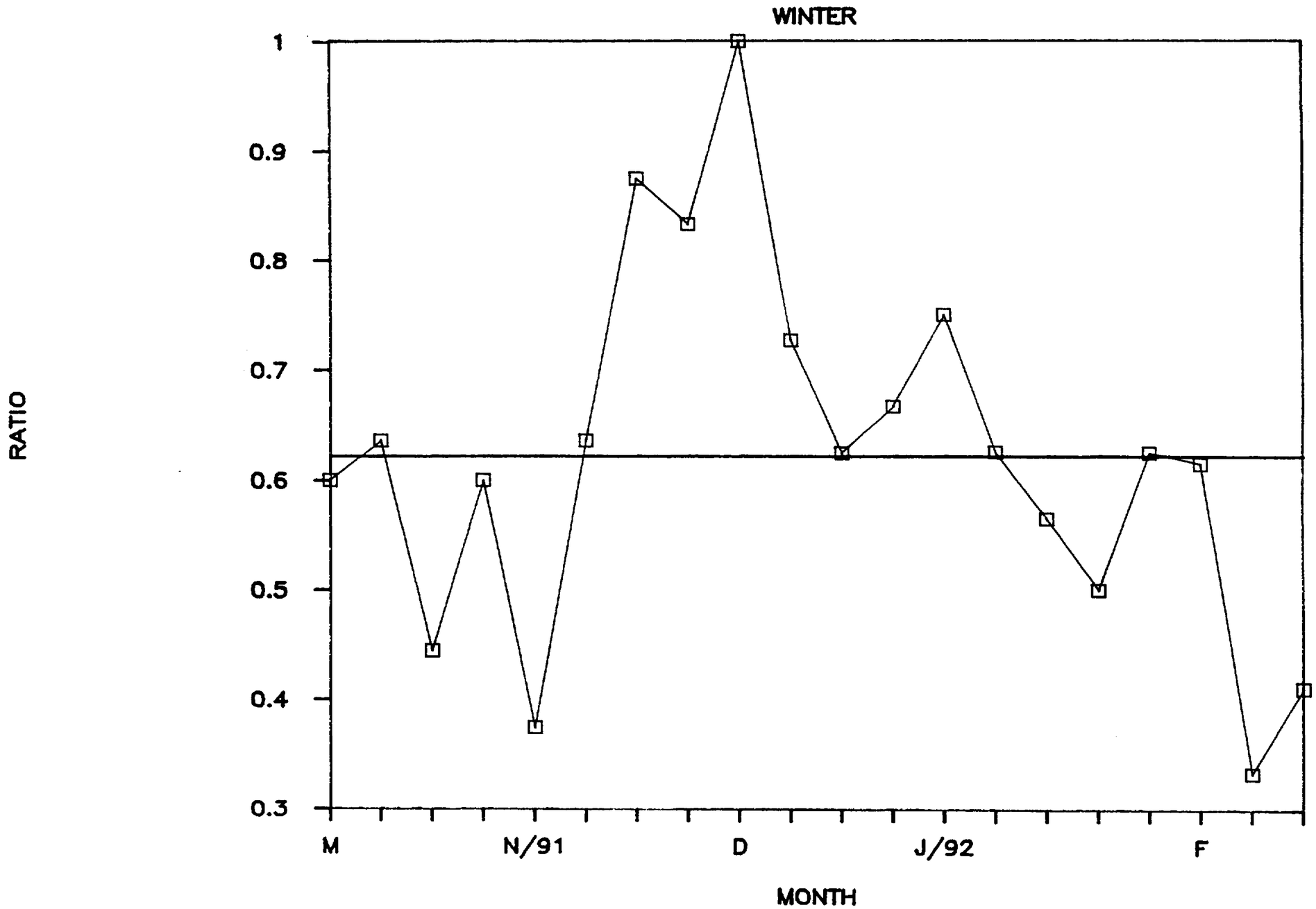

VAB.0001165632

To KGA

From TA

VISTA

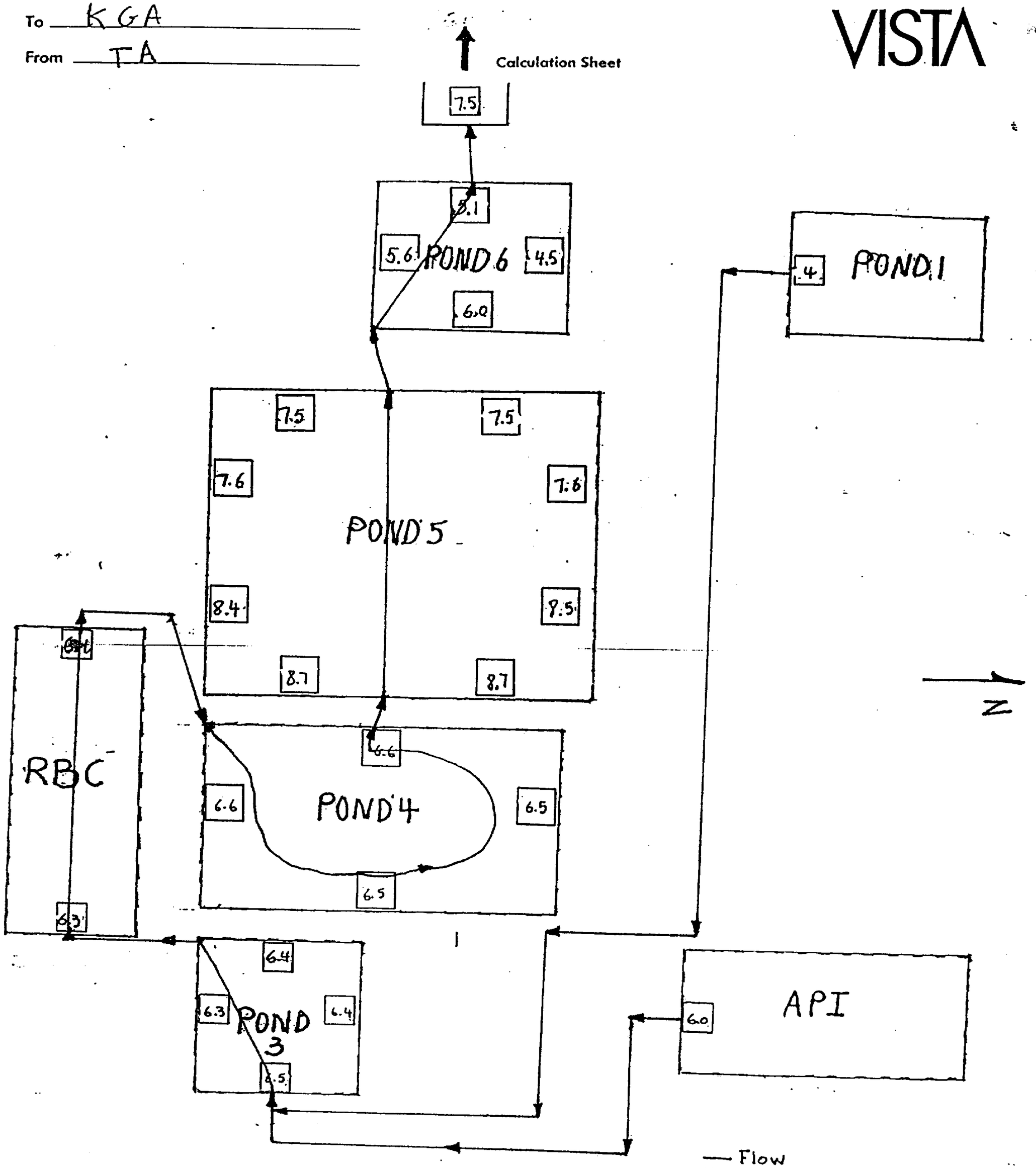

Made By THAER ABUDIAB

Date 1/23/92

Page _____ of _____

Job No. _____

Title Dissolved Oxygen.

V3-20G-S

VAB.0001165633

[redacted]

2.20 Waste water

TO: DISTRIBUTION

DATE: OCTOBER 11, 1990

FROM: H. T. HARRIS

SUBJECT: VCM WASTE WATER SAMPLING

TCLP

2,

DATE	TIME	POND 1 IN ppb	POND 1 OUT ppb	POND 3 IN ppb	POND 3 OUT ppb	V-10 CENTRATE ppb	F.B. CENTRATE ppb	C.T. #2 ppb	C.T. #3/4 ppb
09/07/90		209		303					
09/10/90		531		3041					
09/11/90		92	490	304	113				
09/12/90	900	86	273	177	147	74	45	22	24
09/12/90	1400	133	713	457	179	73	1	1	1
09/13/90	830	96	161	323	[illegible]	1	1	21	51
09/13/90	1315	71	524	344	133	106	57	1	1
09/13/90	1500	239	2135	1564	72	75	5	1	1
09/14/90	845	485	1304	708	91	77		1	1
09/14/90	1200	432	1103	579	194	68		3	1
09/14/90	1500	134	892	509	196	21	16	1	1
09/17/90	845	635	2076	134	171			1	1
09/17/90	1200	177	160	52	97	59	43	B.T. #654	B.T. #655
09/17/90	1530	344	109	158				2	1
09/18/90	(1) 830	614	1122	454					
09/18/90	1200	66	312	257				1	1
09/18/90	1500	56	121	77					
09/19/90	(2) 845	69	137	87					
09/19/90	(2) 1000	200	208	90					

DISTRIBUTION: REN, MRK, SCH, JDO, JME, DAMI, REP, FGJ, DAHo, RVI

(1) D-600 was dumped on 09/18/90 at 0600 and two samples were taken. One sample was 11.5 ppm and the other sample was 4.7 ppm.

(2) D-400 Hydroblast 09/18/90 [illegible] ppm, [illegible] ppb

[illegible]

VAB.0001165635

DATE	TIME	POND 1 IN ppb	POND 1 OUT ppb	POND 3 IN ppb
09/19/90	1200	73	123	89
09/19/90	1400	79	122	67
09/19/90	1600	92	105	67
09/20/90	(3) 800	193	314	132
09/20/90	1000	82	169	107
09/20/90	1200	78	138	80
09/20/90	1400	64	93	64
09/21/90	800	15	200	79
09/21/90	1100	92	173	96
09/21/90	1300	78	121	61
09/21/90	1600	64	91	54
09/24/90	900	233	377	66
09/24/90	1030	148	1	131
09/24/90	1200	212	166	98
09/24/90	1400	246	72	66
09/25/90	830	150	1080	105
09/25/90	1030	61	200	143
09/25/90	1230	42	91	52
09/25/90	1430	76	83	50
09/26/90	800	204	184	64
09/27/90	800	268	193	119
09/28/90	800	65	679	529
09/29/90		287	310	163
09/30/90		246	304	170

DATE	TIME	POND 1 IN ppb	POND 1 OUT ppb	POND 3 IN ppb
10/01/90	830	255 (a) 254 (b)	306 (a) 256 (b)	175 (a) 171 (b)
10/01/90	1130	275 (a) 416 (b)	370 (a) 354 (b)	130 (a) 139 (b)
10/01/90	1530	229 (a) 314 (b)	321 (a) 276 (b)	144 (a) 143 (b)
10/02/09	830	423 (a) 407 (b)	367 (a) 346 (b)	155 (a) 152 (b)
10/02/09	1130	234 (a) 241 (b)	254 (a) 269 (b)	11 (a) 157 (b)
10/02/09	1530	289 (a) 299 (b)	168 (a) 296 (b)	138 (a) 115 (b)
10/03/90	830	1652 (a) 1685 (b)	324 (a) 319 (b)	180 (a) 2 (b)
10/03/90	1130	107 (a) 162 (b)	328 (a) 336 (b)	85 (a) 159 (b)
10/03/90	1545	159 (a) 170 (b)	158 (a) 84 (b)	1 (a) 113 (b)
10/04/90	830	80 (a) 10 (b)	180 (a) 181 (b)	89 (a) 1 (b)
10/04/90	1145	138 (a) 223 (b)	146 (a) 174 (b)	74 (a) 77 (b)
10/04/90	1530	149 (a) 143 (b)	157 (a) 165 (b)	47 (a) 77 (b)

(3) D-600 Hydrotest 1.175, 2.122, 2.761 ppm
D-741 Hydrotest 6.101, 8.159, 8.281 ppm
D-745 from Blend Tank 0.0226, 0.001 ppm
D-600 from Blend Tank 0.145, 0.001 ppm

A

DATE	TIME	POND 1 IN ppb	POND 1 OUT ppb	POND 3 IN ppb
10/05/90	800	95 (a) 1 (b)	140 (a) 148 (b)	70 (a) 92 (b)
10/05/90	1145	225 (a) 225 (b)	224 (a) 155 (b)	92 (a) 115 (b)
10/08/90	800	25 (a) 26 (b)	32 (a) 25 (b)	14 (a) 15 (b)
10/08/90	1130	19 (a) 15 (b)	27 (a) 66 (b)	14 (a) 12 (b)
10/08/90	1530	63 (a) 32 (b)	28 (a) 9 (b)	12 (a) 1 (b)
10/09/90	800	1 (a) [illegible] (b)	12 (a) 45 (b)	16 (a) 17 (b)
10/09/90	1130	84 (a) 83 (b)	94 (a) 83 (b)	22 (a) 1 (b)
10/09/90	1600	51 (a) 68 (b)	44 (a) 13 (b)	18 (a) 13 (b)
10/10/90	800	118 (a) 157 (b)	71 (a) 72 (b)	21 (a) 28 (b)

DATE	TIME	POND 1 IN ppb	POND 1 OUT ppb	POND 3 IN ppb

10/11/90 Backflush Filter Effluent to Sewer 102 ppb

10/09/90 745 Water Blaster Sample 16 ppb

VCM WASTE WATER SAMPLING

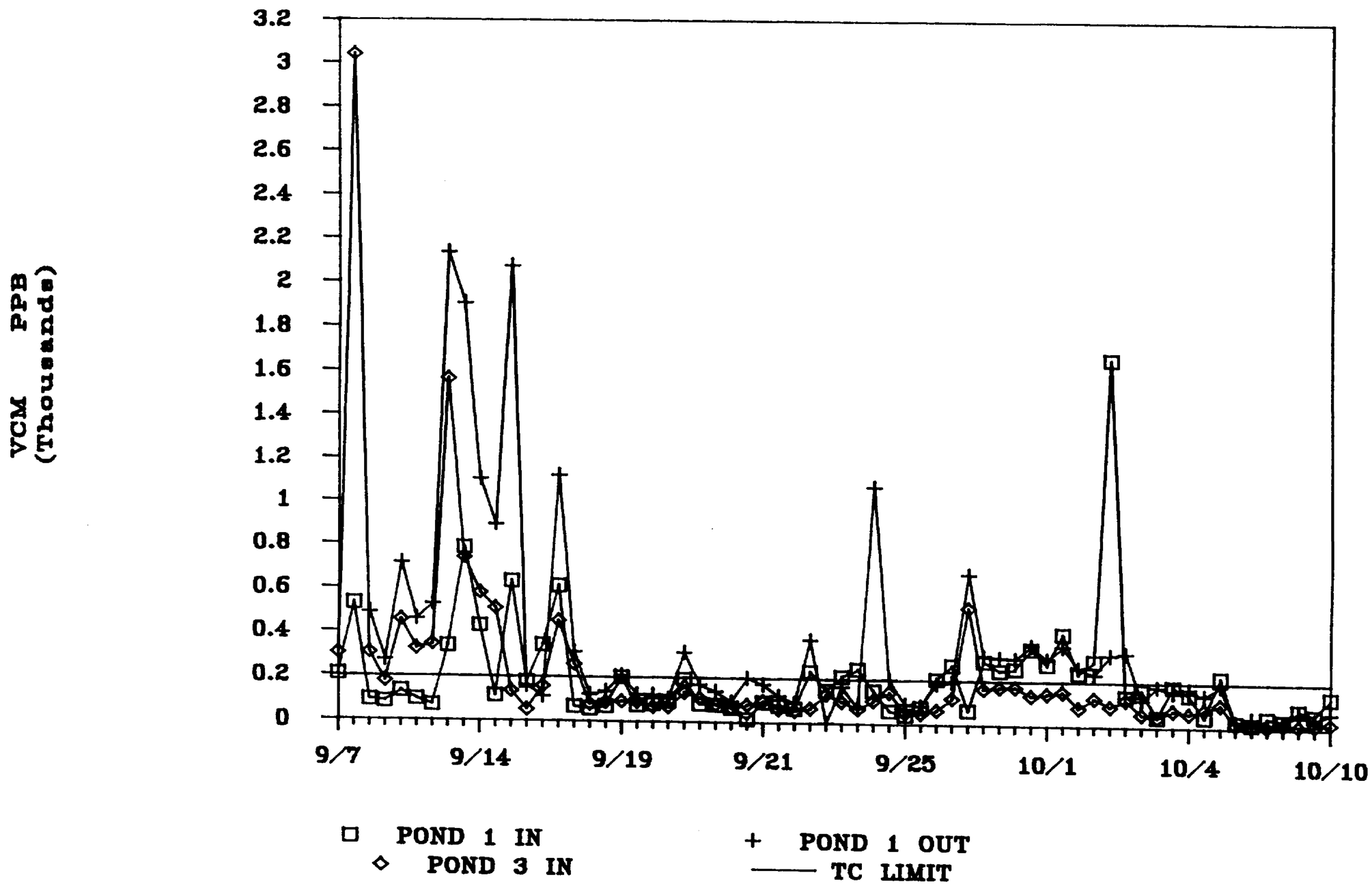

VAB.0001165638