[DECEMBER, 1948]

SUNBEAM

KENWOOD CAST IRON FURNACE

for Coal (Hand Fired)

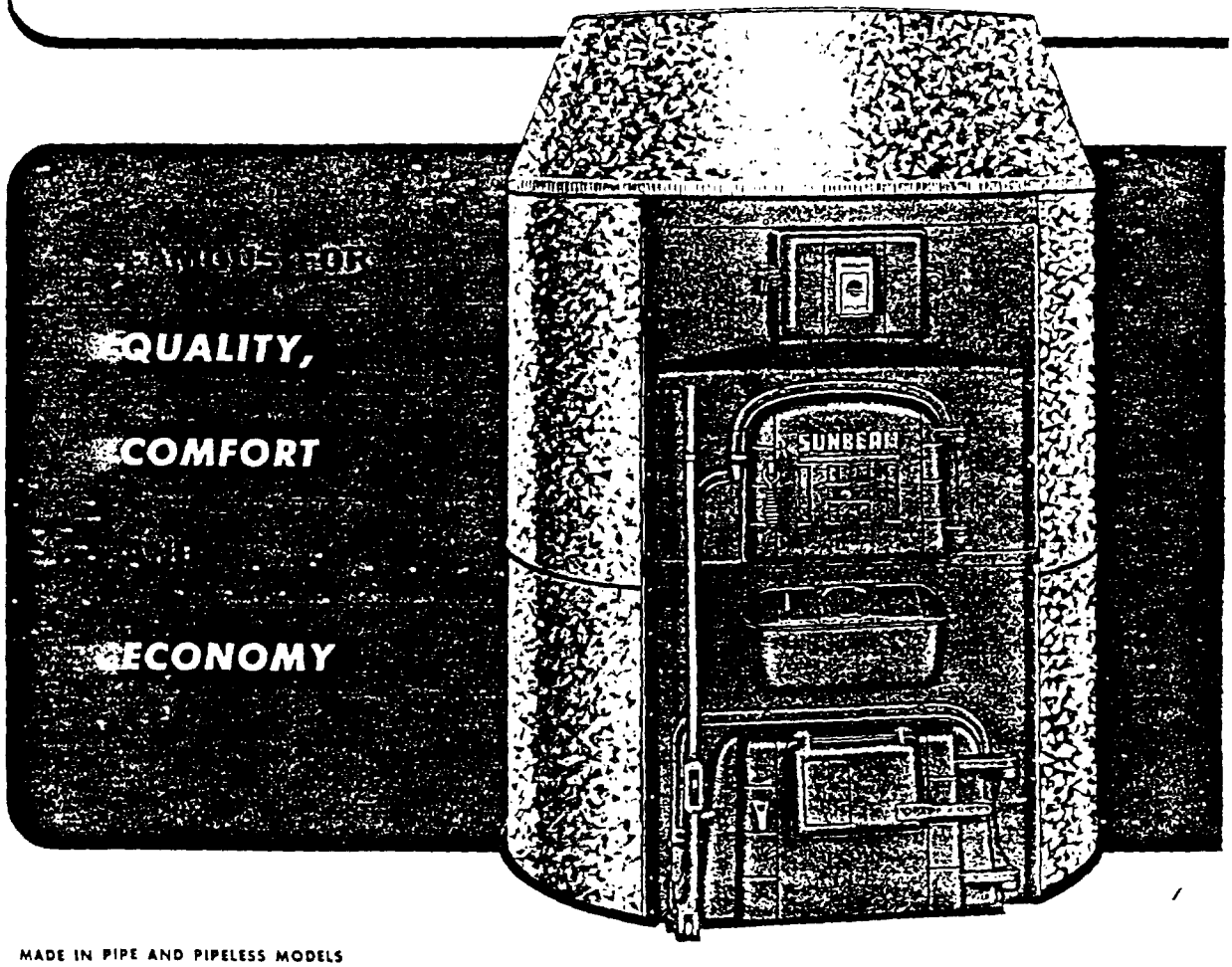

MADE IN PIPE AND PIPELESS MODELS

AMERICAN-Standard

First in Heating and Plumbing

A I A File No. 30 B 1
[DECEMBER, 1948]

PLAINTIFF'S EXHIBIT
tabbies
ASI-244
00001

KENWOOD CAST IRON FURNACE

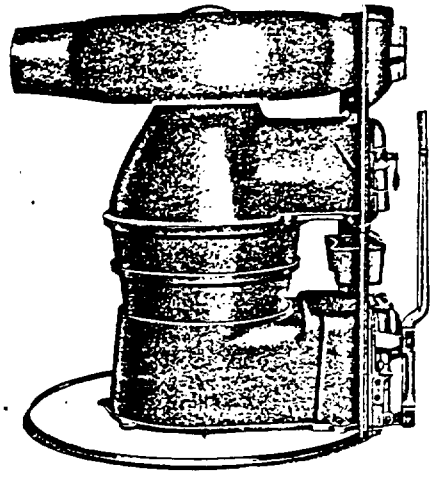



Fundamentally sound basic design, plus numerous refinements and improvements, account for the efficiency, economy and durability of this popular furnace. And for appearance, the improved front is distinctively modern. The cutaway view on opposite page graphically portrays, insofar as possible, the quality construction of the Kenwood, showing the one piece radiator, two piece firepot, duplex or triangular grate and many other features.

The Kenwood is made in five sizes, with pipe or pipeless type casing, as listed on back page.

THE HEATING ELEMENT

From ashpit to one piece radiator the Kenwood heating element is engineered and proportioned for top efficiency and performance. It has the correct ratio of grate area to heating surface. Joints are deeply cupped. Parts are of uniform, substantial thickness and their assembly is symmetrically centered to permit rotating radiator to any position without using extension collars.

Ease and speed of assembly, an outstanding feature of the Kenwood, reduces installation costs to the minimum.

ONE PIECE RADIATOR

No gas or smoke can enter the warm air chamber from the ample radiator. Smoke outlet opening extends outside of casing. Clean-out opening and cover are machine ground and sealed with copper gasket. Radiator may be revolved to any position for convenient connection to flue.



LOWER FRONT



UPPER FRONT

CAST IRON FRONTS

Another Kenwood feature that cuts installation time and contributes to cleaner operation is the two-piece slip-on furnace front. Both the upper and lower front slip easily and positively into place, the former around the feed section and the latter around the ashpit. They are held firmly in position against shoulders cast on the feed section and ashpit by finishing strips in front. Products of combustion and ash dust cannot escape past these joints and enter the air stream.



PIPE FURNACE

PIPE AND PIPELESS CASING

The Kenwood Furnace circulates and heats large volumes of air with either the Pipe or Pipeless type casing. Both are correctly proportioned to the respective sizes of heating elements thereby assuring top performance for each individual heating requirement. The cone type hood on the pipe furnace presents adequate space for leader pipes to be connected as needed. The pipeless casing is effectively insulated to improve air circulation and hasten the delivery of heat through the single register with large free air opening. Register is supplied in attractive walnut finish to harmonize with woodwork and room furnishings.



PIPELESS FURNACE

Copyright 1918 American Radiator & Standard Sanitary Corp

FOR DEPENDABLE ECONOMICAL WARMTH

SPECIFICATIONS

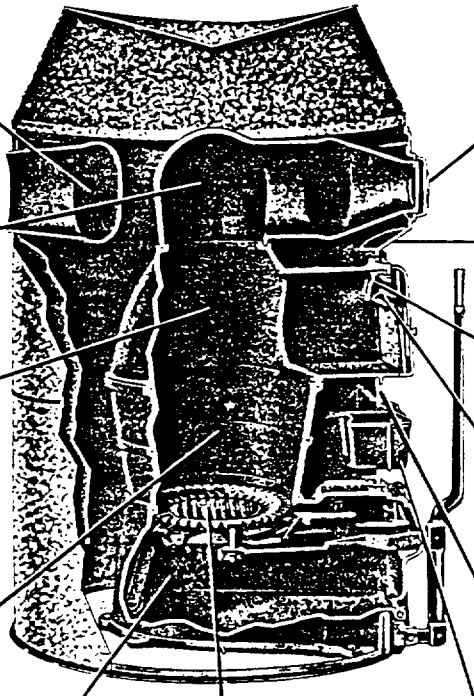

SMOKE COLLAR — cast with radiator, extends outside of casing. The radiator can be revolved to any position for convenient connection to flue.

RADIATOR — cast in one piece. Expert design incorporates ample capacity for the hot gases; yet gives a maximum of air circulating space.

FEED SECTION — opening at top is centered above fire pot. Feed door and opening are machine-ground.

TWO-PIECE FIRE POT — of heavy construction, with deep cup joints. Smooth design and machine molding result in castings having longer life, greater strength and resistance to the strain of expansion and contraction. Ashes cannot accumulate along the steep walls of this fire pot. Two-piece construction assures long life.

ASHPIT — high and spacious. Full width opening makes removal of ashes easy. Door and door openings are machine-ground.

DUPLEX GRATE — has more free area than ordinary grates. Upright shaker revolves outer ring on 4 large wheels. Prevents ash accumulation against fire pot walls. Grate easily removed for servicing. Triangular grates (not shown) are also available and may be specified if preferred.

CLEAN-OUT COLLAR — cast with radiator. Both the clean-out opening and clean-out cover, are machine-ground. Cover bolts over large opening effecting gas-tight connection.

UPPER FRONT — slips in place over and around feed section, eliminating possibility of gas leakage from feed section into warm-air chamber.

SMOKE CURTAIN — prevents smoke issuing from feed door opening.

HOT-BLAST — air which is admitted from the outside is heated as it passes upward in the feed door. Therefore, only warm-air which will *aid* in combustion, mixes with the volatile gases.

LOWER FRONT — slips in place over and around ashpit section, eliminating the chance of dust from ashpit entering warm-air chamber.

VAPOR PAN — large capacity. Located where it can be filled conveniently and evaporate necessary moisture.

OPTIONAL GRATES

Popular triangular grates, when desired, are available for the Kenwood, at no additional charge, in place of the duplex grates regularly furnished. This type of grate consists of four triangular bars, supported by a two-piece circular frame separately attached to the ashpit casting. Shaking is accomplished smoothly and easily by a crank type shaker handle. Suffix letter "T," instead of "D" in furnace numbers shown on the last page, designates triangular grates.

CONVENIENT TIME PAYMENTS

The Kenwood Cast Iron Furnace is available, like all AMERICAN-Standard products, for modernization on a time payment plan through the Heating and Plumbing Finance Corporation. Your Heating Contractor will handle all details, and also give you any further information desired.

ASK YOUR HEATING CONTRACTOR

For further information as to the size of Kenwood Furnace needed for your requirements, as well as data on cost, see your Heating Contractor. He will be glad to serve you.



HEATING AND PLUMBING

KENWOOD PIPE FURNACE - RATINGS AND DATA

Furnace No.	Grate Area in Sq Ft	Heating Surface in Sq Feet	Rating in Sq Inches	Btu Capacity per Hour at Register	Recommended Chimney	
					Size Inches	Height Feet
A-1018-CD	1.22	29.68	390	53,000	8x 8	25
A-1040-CD	1.49	35.60	467	63,500	8x 8	25
A-1044-CD	1.90	40.79	537	73,000	8x 8	30
A-1048-CD	2.29	45.82	597	81,200	8x12	30
A-1052-CD	2.82	52.04	683	92,900	8x12	30

STANDARD EQUIPMENT: Check Draft, Finishing Collars, Poker, Draft Regulator, Chain and Pulleys, Asbestos Cement, Nuts and Bolts.

Square Inch Ratings shown for all Sunbeam Gravity Furnaces are based on approximately one-half of capacity being supplied to first floor and one-half to second floor. For conditions where entire demand is all on one floor, or is substantially greater on one floor than the other, convert the square inch requirements of the installation into Btu by the following method:

Multiply square inch requirements of first floor by 111:

Multiply square inch requirements of second floor by 167:

Add the results and select Furnace having Btu capacity at register equal to or greater than the total.

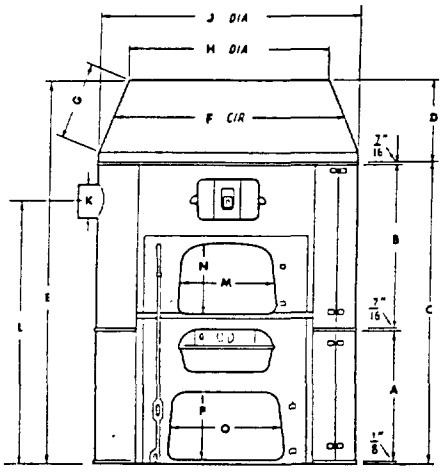

KENWOOD PIPE FURNACE

KENWOOD PIPE FURNACE — DIMENSIONS

(SEE UPPER DRAWING AT LEFT)

Furnace No.	Inside Diam Firepot Inches	Height Ashpit Inches	Circumference Top Casing Ring Inches	Overall Length Casing Sheets Inches	A Ins	B Ins	C Ins	D Ins	E Ins
A-1018-CD	18	13	113½	91¼	21	24	46	13½	59½
A-1040-CD	20	12	125⅝	103¼	23	25	52	13½	65½
A-1044-CD	22	12	138¼	113⅜	23	25	52	13½	65½
A-1048-CD	24	12	147⅝	122	23	25	52	13½	65½
A-1052-CD	26	13½	163⅜	135⅜	25	30	56	13½	69½

DIMENSIONS — (Continued)

Furnace No.	F Ins	G Ins	H Ins	J Ins	K Ins	L Ins	M Ins	N Ins	O Ins	P Ins
A-1018-CD	99	14⅜	27	36	8	40½	11½	9	16	12½
A-1040-CD	111½	14⅜	31	40	8	46⅛	13½	10½	17	12
A-1044-CD	125	14⅜	35	44	9	45¾	13½	10½	19¼	12
A-1048-CD	133½	14⅜	38	47	9	45¾	13½	10½	19¼	12
A-1052-CD	149¼	14⅜	43	52	10	49¾	13½	10½	21¼	13½

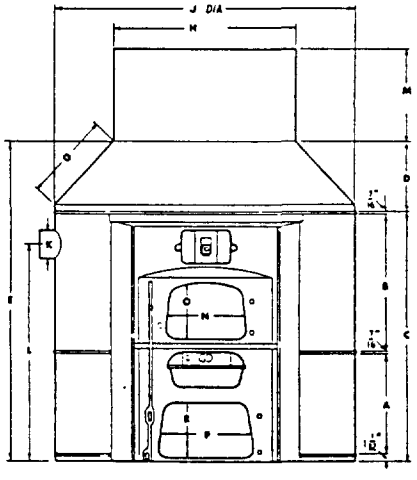

KENWOOD PIPELESS

KENWOOD PIPELESS - RATINGS AND DATA

Furnace No.	Grate Area in Sq Ft	Heating Surface in Sq Feet	Btu Capacity per Hour at Register	Recommended Chimney	
				Size Inches	Height Feet
A-1018-BD	1.22	29.68	70,700	8x 8	25
A-1040-BD	1.49	35.60	84,700	8x 8	25
A-1044-BD	1.90	40.79	97,300	8x 8	30
A-1048-BD	2.29	45.82	108,100	8x12	30
A-1052-BD	2.82	52.04	123,800	8x12	30

STANDARD EQUIPMENT: Register, Check Draft, Poker, Draft Regulator, Chain and Pulleys, Asbestos Cement, Nuts and Bolts. Warm air and return air extension sufficient for 8 ft. cellar height is shipped with each warm air furnace.

KENWOOD PIPELESS FURNACE — DIMENSIONS

(SEE LOWER DRAWING AT LEFT)

Furnace No.	A	B	C	D	E	G	H	J	K	L	M *
A-1018-BD	20	26	47⅞	18¼	66⅛	17	28x28	41½	8	40½	30
A-1040-BD	24	28	53⅞	15	68⅞	15½	32x32	52	8	46⅛	30
A-1044-BD	24	28	53⅞	15	68⅞	16½	32x32	56	9	45¾	30
A-1048-BD	24	28	53⅞	14½	68⅛	17½	34x34	60	9	45¾	30
A-1052-BD	26	30	57⅞	15	72⅞	18	36x36	64	10	49¾	30

*30" Max. may be reduced by cutting to suit installation.

NOTE: Dimensions O, N, R and P same as N, M, P and O in top drawing.

DIMENSIONS — (Continued)

Furnace No	Inside Diam Firepot Ins	Size of Register Ins	Minimum Basement Height in Feet Required to Bottom of Joists	Height of Ashpit Ins	Diam of Inner Casing Ins	Diam of Warm Air Outlet Ins
A-1018-BD	18	28x28	6	13	33¼	19½
A-1040-BD	20	32x32	6	12	40	24
A-1044-BD	22	32x32	6	12	44	24
A-1048-BD	24	34x34	6	12	47	26
A-1052-BD	26	36x36	6	13½	52	28

Form No 705—25M 12-48 WGJ

AMERICAN RADIATOR & Standard Sanitary
CORPORATION
PITTSBURGH 30, PA.

00004