#2

Model 2, 2S, 2L, 2SL

Y = Sys & Dies

Wt = MED WT

White Holes, 40-59

```
//CAP363R JOB CCL5302,MSGCLASS=Q, ==>C.G.PFEIFER, L5185          *   CL1      *** JOB # 2443 ***
//CAP363R JOB CCL5302,MSGCLASS=Q, ==>C.G.PFEIFER, L5185          *   CL1      *** JOB # 2443 ***
//CAP363R JOB CCL5302,MSGCLASS=Q, ==>C.G.PFEIFER, L5185          *   CL1      *** JOB # 2443 ***
//CAP363R JOB CCL5302,MSGCLASS=Q, ==>C.G.PFEIFER, L5185          *   CL1      *** JOB # 2443 ***
//CAP363R JOB CCL5302,MSGCLASS=Q, ==>C.G.PFEIFER, L5185          *   CL1      *** JOB # 2443 ***
//CAP363R JOB CCL5302,MSGCLASS=Q, ==>C.G.PFEIFER, L5185          *   CL1      *** JOB # 2443 ***
//CAP363R JOB CCL5302,MSGCLASS=Q, ==>C.G.PFEIFER, L5185          *   CL1      *** JOB # 2443 ***
//CAP363R JOB CCL5302,MSGCLASS=Q, ==>C.G.PFEIFER, L5185          *   CL1      *** JOB # 2443 ***
//CAP363R JOB CCL5302,MSGCLASS=Q, ==>C.G.PFEIFER, L5185          *   CL1      *** JOB # 2443 ***
//CAP363R JOB CCL5302,MSGCLASS=Q, ==>C.G.PFEIFER, L5185          *   CL1      *** JOB # 2443 ***
//CAP363R JOB CCL5302,MSGCLASS=Q, ==>C.G.PFEIFER, L5185          *   CL1      *** JOB # 2443 ***
//CAP363R JOB CCL5302,MSGCLASS=Q, ==>C.G.PFEIFER, L5185          *   CL1      *** JOB # 2443 ***
```

TEH 0350906

N36726

```
 IAT6140 JOB ORIGIN FROM GROUP=ANYLOCAL, DSP=IR , DEVICE=INTRDR  , 000
//CAP363R JOB CCL5302,MSGCLASS=Q, ==>C.G.PFEIFER, L5185                *   CL1
//     USER=CAP363,PASSWORD=,MSGLEVEL=(0,0),                           *
//     CLASS=D,PRTY=5                        SA$
 11:09:45 IAT2000 JOB 2443 CAP363R  SELECTED SYC      GRP=BATCH
 11:09:46  ICH70001I CAP363   LAST ACCESS AT 11:06:37 ON FRIDAY, MAY 3, 1985
 11:09:46  IEF403I CAP363R - STARTED - TIME=11.09.36
 11:11:11  IEF404I CAP363R - ENDED - TIME=11.11.00
 11:11:11 IAT5400 JOB 2443 (CAP363R ) IN BREAKDOWN
```

TEH 0350907

DUP05029954

```
//CAP363R JOB CCL5302,MSGCLASS=Q, ==>C.G.PFEIFER, L5185              *   CL1
//     USER=CAP363,PASSWORD=,MSGLEVEL=(0,0),                         *
//     CLASS=D,PRTY=5                        SAS
    1     //CAP363R JOB CCL5302,MSGCLASS=Q, ==>C.G.PFEIFER, L5185              *   CL1
          //     USER=CAP363,PASSWORD=,MSGLEVEL=(0,0),                         *
          //     CLASS=D,PRTY=5                        SAS
```

TEH 0350908

DUP050299545

```
ICH70001I CAP363   LAST ACCESS AT 11:06:37 ON FRIDAY, MAY 3, 1985
IEF142I CAP363R SAS LISTRECS - STEP WAS EXECUTED - COND CODE 0000
CAP363R  SAS       SASLPA    11:09 11:11 $00009.80 000.46 1060K  00/0002415 00/0000000   ***
CAP363R  ENDED TOTAL COST $ 00009.80 11:09 11:11 85.123                              ID=P3BN
```

TEH 0350909

DUP050299546



TEH 0350910

N36726.01

DUP050299547

DESCRIPTIVE STATISTICS

	SUM	MEAN	UNCORRECTED SS	VARIANCE	STD DEVIATION
SY_BLD_S	2299117212.00000000	129.02281129	302668166554.00000000	10150842.37129861	3186.03866444
BLOOD_PB	616231.18655459	0.03458192	908502543.15886360	1529429.68468561	1236.70112990
AGE_YY	-789679.13949575	-0.04431554	605863233.75971850	1019912.85976700	1009.90735207
AGE_SQ	605863233.75971850	34.00008372	37648931486.08372700	28702913.83551849	5357.51004064
BODYMASS	-172.72684747	-0.00000969	2.57644522	0.00433463	0.06583792

TEH 0350911

DUP05029954B

DEP VARIABLE: SY_BLD_S

SOURCE	DF	SUM OF SQUARES	MEAN SQUARE	F VALUE	PROB>F
MODEL	4	1109608084	277402021	33.266	0.0001
ERROR	590	4919992284	8338970		
C TOTAL	594	6029600369			

ROOT MSE	2887.727	R-SQUARE	0.1840
DEP MEAN	129.023	ADJ R-SQ	0.1785
C.V.	2238.153		

VARIABLE	DF	PARAMETER ESTIMATE	STANDARD ERROR	T FOR H0: PARAMETER=0	PROB > |T|	VARIANCE INFLATION
INTERCEP	1	129.556	1.017011	127.389	0.0001	0.000000
BLOOD_PB	1	0.299465	0.096573	3.101	0.0020	1.016054
AGE_YY	1	0.549170	0.117738	4.664	0.0001	1.007088
AGE_SQ	1	-0.010019	0.022146	-0.452	0.6512	1.002722
BODYMASS	1	18404.012	1810.896	10.163	0.0001	1.012543

TEH 0350912

DUP05029954

DUP050299550

DESCRIPTIVE STATISTICS

	SUM	MEAN	UNCORRECTED SS	VARIANCE	STD DEVIATION
SY_BLD_S	77180.00000000	129.71428571	10219588.00000000	350.57142857	18.72355278
SITE_X1	8.00000000	0.01344538	8.00000000	0.01328693	0.11526895
SITE_X2	5.00000000	0.00840336	5.00000000	0.00834677	0.09136068
SITE_X3	2.00000000	0.00336134	2.00000000	0.00335569	0.05792828
SITE_X4	1.00000000	0.00168067	1.00000000	0.00168067	0.04099600
SITE_X5	7.00000000	0.01176471	7.00000000	0.01164587	0.10791603
SITE_X6	11.00000000	0.01848739	11.00000000	0.01817616	0.13481899
SITE_X7	8.00000000	0.01344538	8.00000000	0.01328693	0.11526895
SITE_X8	10.00000000	0.01680672	10.00000000	0.01655208	0.12865487
SITE_X9	7.00000000	0.01176471	7.00000000	0.01164587	0.10791603
SITE_X10	5.00000000	0.00840336	5.00000000	0.00834677	0.09136068
SITE_X11	10.00000000	0.01680672	10.00000000	0.01655208	0.12865487
SITE_X12	9.00000000	0.01512605	9.00000000	0.01492233	0.12215700
SITE_X13	12.00000000	0.02016807	12.00000000	0.01979458	0.14069323
SITE_X14	10.00000000	0.01680672	10.00000000	0.01655208	0.12865487
SITE_X15	15.00000000	0.02521008	15.00000000	0.02461591	0.15689457
SITE_X16	10.00000000	0.01680672	10.00000000	0.01655208	0.12865487
SITE_X17	11.00000000	0.01848739	11.00000000	0.01817616	0.13481899
SITE_X18	8.00000000	0.01344538	8.00000000	0.01328693	0.11526895
SITE_X19	13.00000000	0.02184874	13.00000000	0.02140735	0.14631251
SITE_X20	4.00000000	0.00672269	4.00000000	0.00668874	0.08178469
SITE_X21	12.00000000	0.02016807	12.00000000	0.01979458	0.14069323
SITE_X22	8.00000000	0.01344538	8.00000000	0.01328693	0.11526895
SITE_X23	11.00000000	0.01848739	11.00000000	0.01817616	0.13481899
SITE_X24	9.00000000	0.01512605	9.00000000	0.01492233	0.12215700
SITE_X25	8.00000000	0.01344538	8.00000000	0.01328693	0.11526895
SITE_X26	10.00000000	0.01680672	10.00000000	0.01655208	0.12865487

TEH 0350914

DUP05029951

SITE_X27	14.00000000	0.02352941	14.00000000	0.02301446	0.15170517
SITE_X28	11.00000000	0.01848739	11.00000000	0.01817616	0.13481899
SITE_X29	12.00000000	0.02016807	12.00000000	0.01979458	0.14069323
SITE_X30	13.00000000	0.02184874	13.00000000	0.02140735	0.14631251
SITE_X31	7.00000000	0.01176471	7.00000000	0.01164587	0.10791603
SITE_X32	8.00000000	0.01344538	8.00000000	0.01328693	0.11526895
SITE_X33	11.00000000	0.01848739	11.00000000	0.01817616	0.13481899
SITE_X34	13.00000000	0.02184874	13.00000000	0.02140735	0.14631251
SITE_X35	7.00000000	0.01176471	7.00000000	0.01164587	0.10791603
SITE_X36	14.00000000	0.02352941	14.00000000	0.02301446	0.15170517
SITE_X37	2.00000000	0.00336134	2.00000000	0.00335569	0.05792828
SITE_X38	5.00000000	0.00840336	5.00000000	0.00834677	0.09136068
SITE_X39	5.00000000	0.00840336	5.00000000	0.00834677	0.09136068
SITE_X40	9.00000000	0.01512605	9.00000000	0.01492233	0.12215700
SITE_X41	11.00000000	0.01848739	11.00000000	0.01817616	0.13481899
SITE_X42	7.00000000	0.01176471	7.00000000	0.01164587	0.10791603
SITE_X43	13.00000000	0.02184874	13.00000000	0.02140735	0.14631251
SITE_X44	9.00000000	0.01512605	9.00000000	0.01492233	0.12215700
SITE_X45	7.00000000	0.01176471	7.00000000	0.01164587	0.10791603
SITE_X46	14.00000000	0.02352941	14.00000000	0.02301446	0.15170517
SITE_X47	13.00000000	0.02184874	13.00000000	0.02140735	0.14631251
SITE_X48	20.00000000	0.03361345	20.00000000	0.03253827	0.18038367
SITE_X49	9.00000000	0.01512605	9.00000000	0.01492233	0.12215700
SITE_X50	12.00000000	0.02016807	12.00000000	0.01979458	0.14069323
SITE_X51	11.00000000	0.01848739	11.00000000	0.01817616	0.13481899
SITE_X52	14.00000000	0.02352941	14.00000000	0.02301446	0.15170517
SITE_X53	7.00000000	0.01176471	7.00000000	0.01164587	0.10791603
SITE_X54	6.00000000	0.01008403	6.00000000	0.00999915	0.09999576
SITE_X55	6.00000000	0.01008403	6.00000000	0.00999915	0.09999576
SITE_X56	5.00000000	0.00840336	5.00000000	0.00834677	0.09136068

TEH 0350915

DUP050299552

SITE_X57	9.00000000	0.01512605	9.00000000	0.01492233	0.12215700
SITE_X58	15.00000000	0.02521008	15.00000000	0.02461591	0.15689457
SITE_X59	8.00000000	0.01344538	8.00000000	0.01328693	0.11526895
SITE_X60	11.00000000	0.01848739	11.00000000	0.01817616	0.13481899
SITE_X61	4.00000000	0.00672269	4.00000000	0.00668874	0.08178469
SITE_X62	7.00000000	0.01176471	7.00000000	0.01164587	0.10791603
SITE_X63	14.00000000	0.02352941	14.00000000	0.02301446	0.15170517
SITE_X64	8.00000000	0.01344538	8.00000000	0.01328693	0.11526895
BLOOD_PB	-0.00000000	-0.00000000	30499.75798319	51.34639391	7.16563981
AGE_YY	0.00000000	0.00000000	20043.09915966	33.74259118	5.80883733
AGE_SQ	20043.09915966	33.68588094	1236752.86760948	945.42662565	30.74779058
BODYMASS	0.00000000	0.00000000	0.00009209	0.00000016	0.00039375

TEH 0350916

DUP050299553

DEP VARIABLE: SY_BLD_S

SOURCE	DF	SUM OF SQUARES	MEAN SQUARE	F VALUE	PROB>F
MODEL	68	10075081	148163	540.334	0.0001
ERROR	527	144507	274.206		
U TOTAL	595	10219588			

ROOT MSE	16.559176	R-SQUARE	0.9859
DEP MEAN	129.714	ADJ R-SQ	0.9841
C.V.	12.76588		

NOTE: NO INTERCEPT TERM IS USED. R-SQUARE IS REDEFINED.

VARIABLE	DF	PARAMETER ESTIMATE	STANDARD ERROR	T FOR H0: PARAMETER=0	PROB > |T|	VARIANCE INFLATION
SITE_X1	1	124.843	5.903889	21.146	0.0001	1.003252
SITE_X2	1	121.310	7.504608	16.165	0.0001	1.018318
SITE_X3	1	105.285	11.721006	8.983	0.0001	0.998666
SITE_X4	1	142.049	16.602304	8.556	0.0001	1.003526
SITE_X5	1	137.578	6.309786	21.804	0.0001	1.004408
SITE_X6	1	140.270	5.085606	27.582	0.0001	1.018349
SITE_X7	1	120.215	5.926348	20.285	0.0001	1.010900
SITE_X8	1	131.339	5.288798	24.833	0.0001	1.002941
SITE_X9	1	135.852	6.309646	21.531	0.0001	1.004364
SITE_X10	1	126.364	7.465815	16.926	0.0001	1.007818
SITE_X11	1	121.080	5.336504	22.689	0.0001	1.021116
SITE_X12	1	123.714	5.626404	21.988	0.0001	1.023311
SITE_X13	1	139.545	4.821025	28.945	0.0001	0.996630
SITE_X14	1	129.814	5.325877	24.374	0.0001	1.017053
SITE_X15	1	135.006	4.328472	31.190	0.0001	0.999066
SITE_X16	1	123.295	5.302567	23.252	0.0001	1.008170
SITE_X17	1	131.916	5.055891	26.092	0.0001	1.006483
SITE_X18	1	127.770	6.073574	21.037	0.0001	1.061750
SITE_X19	1	129.718	4.673749	27.755	0.0001	1.012984
SITE_X20	1	132.306	8.442081	15.672	0.0001	1.032647
SITE_X21	1	138.251	4.890721	28.268	0.0001	1.025655
SITE_X22	1	125.181	5.945283	21.056	0.0001	1.017370
SITE_X23	1	132.681	5.058457	26.230	0.0001	1.007505
SITE_X24	1	132.685	5.580375	23.777	0.0001	1.006636
SITE_X25	1	124.858	5.917286	21.101	0.0001	1.007810
SITE_X26	1	128.641	5.312300	24.216	0.0001	1.011874
SITE_X27	1	115.816	4.529538	25.569	0.0001	1.022863
SITE_X28	1	135.918	5.041757	26.958	0.0001	1.000864
SITE_X29	1	129.229	4.843754	26.680	0.0001	1.006050
SITE_X30	1	118.682	4.679543	25.362	0.0001	1.015498
SITE_X31	1	136.261	6.314183	21.580	0.0001	1.005809
SITE_X32	1	118.646	5.966404	19.886	0.0001	1.024611
SITE_X33	1	135.928	5.023587	27.058	0.0001	0.993663
SITE_X34	1	128.676	4.736813	27.165	0.0001	1.040506
SITE_X35	1	132.916	6.333296	20.987	0.0001	1.011907
SITE_X36	1	141.273	4.525352	31.218	0.0001	1.020974
SITE_X37	1	133.659	11.878742	11.252	0.0001	1.025726

TEH 0350917

DUP050299554

VARIABLE	DF	PARAMETER ESTIMATE	STANDARD ERROR	T FOR H0: PARAMETER=0	PROB > |T|	VARIANCE INFLATION
SITE_X38	1	139.498	7.420293	18.800	0.0001	0.995565
SITE_X39	1	123.285	7.483130	16.475	0.0001	1.012498
SITE_X40	1	124.967	5.562664	22.465	0.0001	1.000257
SITE_X41	1	138.565	5.046161	27.459	0.0001	1.002613
SITE_X42	1	123.249	6.383107	19.309	0.0001	1.027886
SITE_X43	1	123.306	4.664917	26.433	0.0001	1.009160
SITE_X44	1	130.942	5.581570	23.460	0.0001	1.007067
SITE_X45	1	123.366	6.266346	19.687	0.0001	0.990626
SITE_X46	1	121.125	4.522008	26.786	0.0001	1.019465
SITE_X47	1	127.032	4.680844	27.139	0.0001	1.016062
SITE_X48	1	137.082	3.771067	36.351	0.0001	1.002379
SITE_X49	1	136.205	5.586600	24.381	0.0001	1.008883
SITE_X50	1	125.066	4.841833	25.830	0.0001	1.005252
SITE_X51	1	139.565	5.103688	27.346	0.0001	1.025603
SITE_X52	1	133.880	4.476842	29.892	0.0001	1.000095
SITE_X53	1	120.393	6.405522	18.795	0.0001	1.035118
SITE_X54	1	126.185	6.799658	18.558	0.0001	1.001489
SITE_X55	1	131.336	6.814617	19.273	0.0001	1.005900
SITE_X56	1	116.168	7.452063	15.589	0.0001	1.004108
SITE_X57	1	136.562	5.563516	24.546	0.0001	1.000563
SITE_X58	1	127.217	4.388462	28.989	0.0001	1.026951
SITE_X59	1	125.386	6.035830	20.774	0.0001	1.048595
SITE_X60	1	132.053	5.093336	25.927	0.0001	1.021447
SITE_X61	1	125.614	8.292550	15.148	0.0001	0.996390
SITE_X62	1	135.792	6.295295	21.570	0.0001	0.999800
SITE_X63	1	125.873	4.542209	27.712	0.0001	1.028594
SITE_X64	1	119.326	5.959407	20.023	0.0001	1.022209
BLOOD_PB	1	0.167218	0.106505	1.570	0.1170	1.261704
AGE_YY	1	0.507518	0.124004	4.093	0.0001	1.123974
AGE_SQ	1	0.006548829	0.023077	0.284	0.7767	1.090643
BODYMASS	1	17846.348	1804.949	9.887	0.0001	1.094147

TEH 0350918

DUP050299555

TEH 0350919

DUP050299556

DESCRIPTIVE STATISTICS

	SUM	MEAN	UNCORRECTED SS	VARIANCE	STD DEVIATION
SY_BLD_S	2299117212.00000000	129.02281129	302668166554.00000000	10150842.37129861	3186.03866444
L_BLD_PB	35400.95698677	0.00198665	2495998.10623463	4201.89861461	64.82205346
AGE_YY	-789679.13949575	-0.04431554	605863233.75971850	1019912.85976700	1009.90735207
AGE_SQ	605863233.75971850	34.00008372	37648931486.08372700	28702913.83551849	5357.51004064
BODYMASS	-172.72684747	-0.00000969	2.57644522	0.00433463	0.06583792

TEH 0350920

DUP050299557

DEP VARIABLE: SY_BLD_S

SOURCE	DF	SUM OF SQUARES	MEAN SQUARE	F VALUE	PROB>F
MODEL	4	1124292711	281073178	33.807	0.0001
ERROR	590	4905307658	8314081		
C TOTAL	594	6029600369			

ROOT MSE	2883.415	R-SQUARE	0.1865
DEP MEAN	129.023	ADJ R-SQ	0.1809
C.V.	2234.81		

VARIABLE	DF	PARAMETER ESTIMATE	STANDARD ERROR	T FOR H0: PARAMETER=0	PROB > |T|	VARIANCE INFLATION
INTERCEP	1	129.517	1.015193	127.579	0.0001	0.000000
L_BLD_PB	1	6.208798	1.838027	3.378	0.0008	1.014195
AGE_YY	1	0.553845	0.117614	4.709	0.0001	1.007985
AGE_SQ	1	-0.00892829	0.022100	-0.404	0.6864	1.001607
BODYMASS	1	18401.815	1806.851	10.184	0.0001	1.011041

TEH 0350921

DUP050299558

TEH 0350922

DUP050299559

DESCRIPTIVE STATISTICS

	SUM	MEAN	UNCORRECTED SS	VARIANCE	STD DEVIATION
SY_BLD_S	2299117212.00000000	129.02281129	302668166554.00000000	10150842.37129861	3186.03866444
SITE_X1	228907.00000000	0.01284590	228907.00000000	380.41495636	19.50422919
SITE_X2	150008.00000000	0.00841821	150008.00000000	250.41279630	15.82443668
SITE_X3	68402.00000000	0.00383861	68402.00000000	114.71284727	10.71040836
SITE_X4	46585.00000000	0.00261428	46585.00000000	78.22089889	8.84425796
SITE_X5	203639.00000000	0.01142790	203639.00000000	338.90881203	18.40947615
SITE_X6	375892.00000000	0.02109446	375892.00000000	619.46592622	24.88907243
SITE_X7	255473.00000000	0.01433674	255473.00000000	423.92314838	20.58939408
SITE_X8	281824.00000000	0.01581552	281824.00000000	466.94748831	21.60896778
SITE_X9	321758.00000000	0.01805655	321758.00000000	531.89926099	23.06294129
SITE_X10	217644.00000000	0.01221384	217644.00000000	361.92884152	19.02442750
SITE_X11	377240.00000000	0.02117011	377240.00000000	621.63937295	24.93269686
SITE_X12	315450.00000000	0.01770255	315450.00000000	521.65947718	22.83986596
SITE_X13	209027.00000000	0.01173026	209027.00000000	347.76945820	18.64857791
SITE_X14	214510.00000000	0.01203796	214510.00000000	356.78070201	18.88863950
SITE_X15	604427.00000000	0.03391948	604427.00000000	983.03896921	31.35345227
SITE_X16	202644.00000000	0.01137206	202644.00000000	337.27191970	18.36496446
SITE_X17	367527.00000000	0.02062503	367527.00000000	605.97094908	24.61647719
SITE_X18	321004.00000000	0.01801424	321004.00000000	530.67568754	23.03639919
SITE_X1	576951.00000000	0.03237758	576951.00000000	939.84970660	30.65696832
SITE_X2	161058.00000000	0.00903832	161058.00000000	268.69075141	16.39178915
SITE_X2.	487932.00000000	0.02738197	487932.00000000	798.94185294	28.26555948
SITE_X22	197563.00000000	0.01108692	197563.00000000	328.91015890	18.13588043
SITE_X23	314888.00000000	0.01767102	314888.00000000	520.74681716	22.81987768
SITE_X24	252203.00000000	0.01415323	252203.00000000	418.57493661	20.45910400
SITE_X25	302849.00000000	0.01699541	302849.00000000	501.18174820	22.38708887
SITE_X26	315616.00000000	0.01771187	315616.00000000	521.92904150	22.84576638

TEH 0350923

DUP050299560

SITE_X27	448673.00000000	0.02517882	448673.00000000	736.32313904	27.13527481
SITE_X28	265235.00000000	0.01488457	265235.00000000	439.87725882	20.97325103
SITE_X29	253820.00000000	0.01424398	253820.00000000	421.21985532	20.52364138
SITE_X30	229402.00000000	0.01287368	229402.00000000	381.22685672	19.52503154
SITE_X31	210881.00000000	0.01183431	210881.00000000	350.81712029	18.73011266
SITE_X32	197185.00000000	0.01106571	197185.00000000	328.28789240	18.11871663
SITE_X33	318879.00000000	0.01789498	318879.00000000	527.22670958	22.96141785
SITE_X34	467547.00000000	0.02623800	467547.00000000	766.46381087	27.68508282
SITE_X35	199079.00000000	0.01117200	199079.00000000	331.40553849	18.20454719
SITE_X36	321584.00000000	0.01804678	321584.00000000	531.61690742	23.05681911
SITE_X37	43237.00000000	0.00242639	43237.00000000	72.61294629	8.52132304
SITE_X38	107080.00000000	0.00600916	107080.00000000	179.18609288	13.38604097
SITE_X39	163792.00000000	0.00919175	163792.00000000	273.20953760	16.52905132
SITE_X40	320914.00000000	0.01800918	320914.00000000	530.52963049	23.03322883
SITE_X41	393344.00000000	0.02207384	393344.00000000	647.57809248	25.44755573
SITE_X42	215624.00000000	0.01210048	215624.00000000	358.61085315	18.93702334
SITE_X43	389377.00000000	0.02185122	389377.00000000	641.19299267	25.32178889
SITE_X44	295166.00000000	0.01656425	295166.00000000	488.68147685	22.10614116
SITE_X45	187872.00000000	0.01054308	187872.00000000	312.94823355	17.69034295
SITE_X46	419842.00000000	0.02356087	419842.00000000	690.15178186	26.27074003
SITE_X47	309327.00000000	0.01735894	309327.00000000	511.71281309	22.62107011
SITE_X48	464419.00000000	0.02606246	464419.00000000	761.47323144	27.59480443
SITE_X4	275599.00000000	0.01546618	275599.00000000	456.79551617	21.37277512
SITE_X5(	420121.00000000	0.02357652	420121.00000000	690.59933854	26.27925681
SITE_X51	305831.00000000	0.01716275	305831.00000000	506.03046938	22.49512101
SITE_X52	422718.00000000	0.02372226	422718.00000000	694.76459956	26.35838765
SITE_X53	277548.00000000	0.01557555	277548.00000000	459.97480853	21.44702330
SITE_X54	224796.00000000	0.01261519	224796.00000000	373.67029399	19.33055338
SITE_X55	339081.00000000	0.01902869	339081.00000000	559.98103279	23.66391837
SITE_X56	157484.00000000	0.00883775	157484.00000000	262.78147377	16.21053589

TEH 0350924

DUP050299561

SITE_X57	251370.00000000	0.01410649	251370.00000000	417.21220991	20.42577318
SITE_X58	279127.00000000	0.01566416	279127.00000000	462.55001473	21.50697596
SITE_X59	239001.00000000	0.01341236	239001.00000000	396.96200885	19.92390546
SITE_X60	241018.00000000	0.01352555	241018.00000000	400.26616078	20.00665291
SITE_X61	87318.00000000	0.00490015	87318.00000000	146.27967829	12.09461361
SITE_X62	229659.00000000	0.01288810	229659.00000000	381.64837056	19.53582275
SITE_X63	305669.00000000	0.01715366	305669.00000000	505.76710112	22.48926635
SITE_X64	169823.00000000	0.00953020	169823.00000000	283.17264863	16.82773451
L_BLD_PB	35400.95698677	0.00198665	2495998.10623463	4201.89861461	64.82205346
AGE_YY	-789679.13949575	-0.04431554	605863233.75971850	1019912.85976700	1009.90735207
AGE_SQ	605863233.75971850	34.00008372	37648931486.08372700	28702913.83551849	5357.51004064
BODYMASS	-172.72684747	-0.00000969	2.57644522	0.00433463	0.06583792

TEH 0350925

DUP050299562

DEP VARIABLE: SY_BLD_S

SOURCE	DF	SUM OF SQUARES	MEAN SQUARE	F VALUE	PROB>F
MODEL	68	298566730304	4390687210	564.166	0.0001
ERROR	527	4101436250	7782611		
U TOTAL	595	302668166554			

ROOT MSE	2789.733	R-SQUARE	0.9864
DEP MEAN	129.023	ADJ R-SQ	0.9847
C.V.	2162.202		

NOTE: NO INTERCEPT TERM IS USED. R-SQUARE IS REDEFINED.

VARIABLE	DF	PARAMETER ESTIMATE	STANDARD ERROR	T FOR H0: PARAMETER=0	PROB > |T|	VARIANCE INFLATION
SITE_X1	1	124.254	5.891182	21.091	0.0001	1.007682
SITE_X2	1	126.868	7.279410	17.428	0.0001	1.012768
SITE_X3	1	105.338	10.694283	9.850	0.0001	1.001328
SITE_X4	1	142.430	12.986097	10.968	0.0001	1.006795
SITE_X5	1	133.256	6.238472	21.360	0.0001	1.006701
SITE_X6	1	140.359	4.656089	30.145	0.0001	1.024993
SITE_X7	1	120.175	5.596496	21.473	0.0001	1.013399
SITE_X8	1	129.373	5.319983	24.318	0.0001	1.008671
SITE_X9	1	135.441	4.983002	27.181	0.0001	1.008028
SITE_X10	1	126.143	6.086071	20.727	0.0001	1.023195
SITE_X11	1	120.165	4.660004	25.786	0.0001	1.030320
SITE_X12	1	123.358	5.092513	24.223	0.0001	1.032553
SITE_X13	1	140.152	6.136082	22.841	0.0001	0.999390
SITE_X14	1	128.489	6.106499	21.041	0.0001	1.015423
SITE_X15	1	135.715	3.648748	37.195	0.0001	0.998894
SITE_X16	1	122.144	6.266051	19.493	0.0001	1.010716
SITE_X17	1	132.446	4.673249	28.341	0.0001	1.010068
SITE_X18	1	129.381	5.107787	25.330	0.0001	1.056710
SITE_X19	1	130.095	3.803421	34.205	0.0001	1.037692
SITE_X20	1	132.571	7.151588	18.537	0.0001	1.048863
SITE_X21	1	138.697	4.133228	33.557	0.0001	1.041730
SITE_X22	1	125.511	6.355348	19.749	0.0001	1.013951
SITE_X23	1	133.656	5.036754	26.536	0.0001	1.008299
SITE_X24	1	132.672	5.600495	23.689	0.0001	1.002045
SITE_X25	1	123.972	5.131140	24.161	0.0001	1.007126
SITE_X26	1	128.681	5.041010	25.527	0.0001	1.012296
SITE_X27	1	115.868	4.309444	26.887	0.0001	1.043691
SITE_X28	1	134.495	5.463449	24.617	0.0001	1.002135
SITE_X29	1	129.362	5.590961	23.138	0.0001	1.004946
SITE_X30	1	119.400	5.889915	20.272	0.0001	1.009399
SITE_X31	1	132.085	6.142160	21.505	0.0001	1.010146
SITE_X32	1	116.287	6.401464	18.166	0.0001	1.026773
SITE_X33	1	134.952	4.974551	27.128	0.0001	0.995787
SITE_X34	1	127.428	4.292235	29.688	0.0001	1.077754
SITE_X35	1	130.520	6.312971	20.675	0.0001	1.008065
SITE_X36	1	141.231	5.017726	28.146	0.0001	1.021583
SITE_X37	1	136.381	13.555248	10.061	0.0001	1.018334

DUP050299563

VARIABLE	DF	PARAMETER ESTIMATE	STANDARD ERROR	T FOR H0: PARAMETER=0	PROB > |T|	VARIANCE INFLATION
SITE_X38	1	141.987	8.541349	16.623	0.0001	0.997742
SITE_X39	1	123.721	6.974267	17.740	0.0001	1.014271
SITE_X40	1	124.615	4.971526	25.066	0.0001	1.000807
SITE_X41	1	138.610	4.505328	30.766	0.0001	1.003243
SITE_X42	1	123.644	6.128188	20.176	0.0001	1.027895
SITE_X43	1	122.637	4.555231	26.922	0.0001	1.015478
SITE_X44	1	130.738	5.204807	25.119	0.0001	1.010407
SITE_X45	1	123.329	6.442688	19.142	0.0001	0.991443
SITE_X46	1	121.292	4.382949	27.674	0.0001	1.011902
SITE_X47	1	128.668	5.097396	25.242	0.0001	1.014809
SITE_X48	1	133.979	4.142014	32.346	0.0001	0.997100
SITE_X49	1	135.915	5.380162	25.262	0.0001	1.009192
SITE_X50	1	124.188	4.367697	28.433	0.0001	1.005524
SITE_X51	1	138.982	5.129405	27.095	0.0001	1.016183
SITE_X52	1	132.419	4.364506	30.340	0.0001	1.010111
SITE_X53	1	119.311	5.457000	21.864	0.0001	1.045449
SITE_X54	1	127.464	5.942012	21.451	0.0001	1.006970
SITE_X55	1	131.989	4.889426	26.995	0.0001	1.021763
SITE_X56	1	113.203	7.057861	16.039	0.0001	0.999084
SITE_X57	1	135.928	5.611344	24.224	0.0001	1.002656
SITE_X58	1	127.607	5.355479	23.827	0.0001	1.012550
SITE_X59	1	126.106	5.948310	21.200	0.0001	1.072006
SITE_X60	1	132.488	5.773405	22.948	0.0001	1.018296
SITE_X61	1	123.728	9.456918	13.083	0.0001	0.998492
SITE_X62	1	133.879	5.857908	22.854	0.0001	0.999562
SITE_X63	1	125.809	5.140637	24.474	0.0001	1.020107
SITE_X64	1	120.202	6.846950	17.555	0.0001	1.013227
L_BLD_PB	1	3.973077	2.059539	1.929	0.0543	1.360338
AGE_YY	1	0.572761	0.121796	4.703	0.0001	1.154757
AGE_SQ	1	.00008462113	0.022406	0.004	0.9970	1.099763
BODYMASS	1	18096.903	1841.799	9.826	0.0001	1.122271

TEH 0350927

DUP050299564

TEH 0350928

DUP050299565

VARIABLE	N	MEAN	STD DEV	SUM	MINIMUM	MAXIMUM
SY_BLD_S	595	129.02281129	3186.03866444	2299117212.00	90.00000000	210.00000000
BLOOD_PB	595	0.03458192	1236.70112990	616231.19	-12.39159664	62.60840336
EXAM_DAT	595	761.73408413	72729.71802766	13573692328.00	50.00000000	1511.00000000

CORRELATION COEFFICIENTS / PROB > |R| UNDER HO:RHO=0 / N = 595 / WEIGHT VAR=MEDIC_WT

	SY_BLD_S	BLOOD_PB
EXAM_DAT	-0.07808 0.0570	-0.28437 0.0001

TEH 0350929

DUP050299566

SET 2, MODEL 2--WHITE MALES 40-59, SY_BLD_S DEPENDENT W MEDI WT 11:09 FRIDAY, MAY 3, 1985 20

PLOT OF SY_BLD_S*EXAM_DAT LEGEND: A = 1 OBS, B = 2 OBS, ETC.

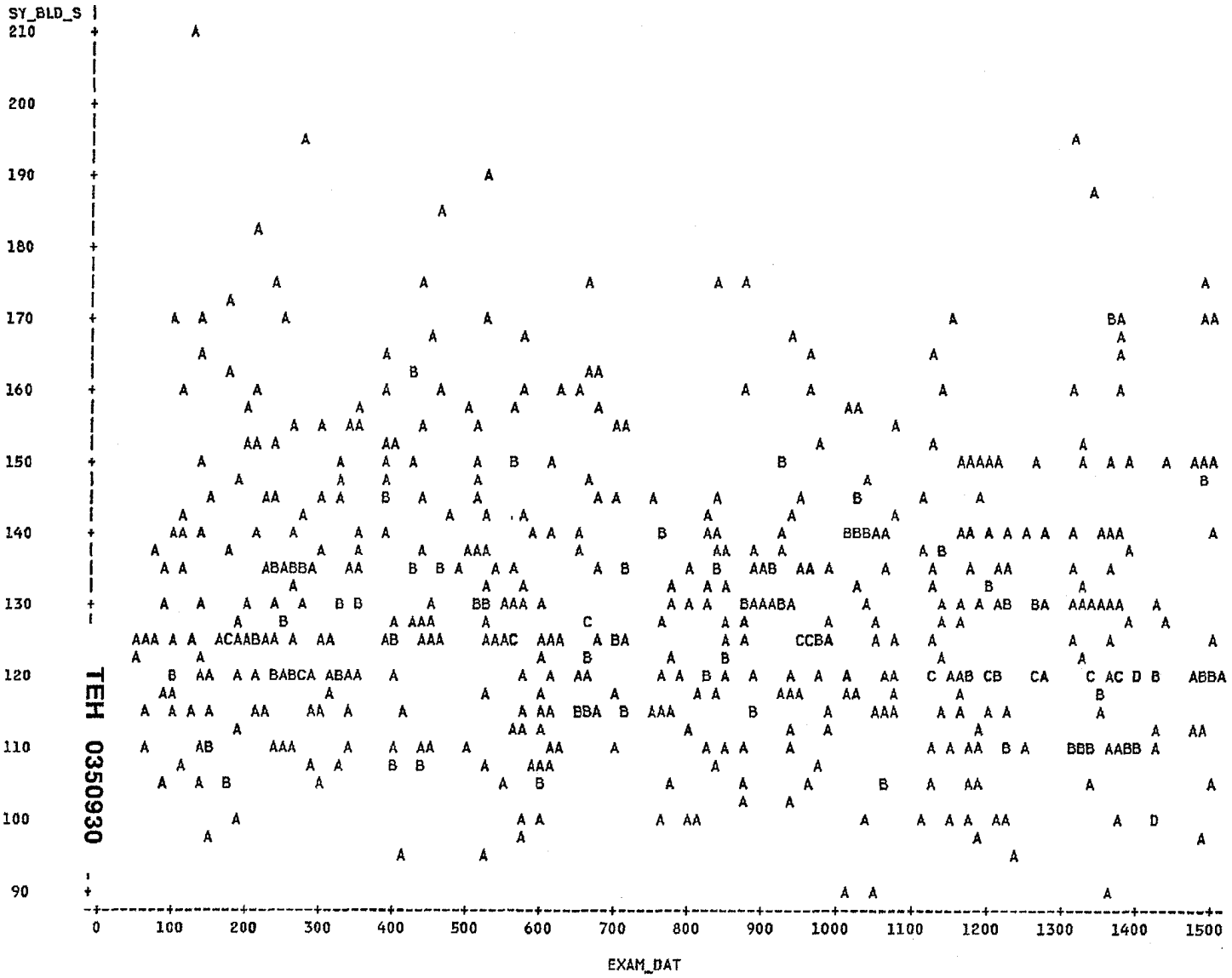

TEH 0350930

DUP050299567

PLOT OF BLOOD_PB*EXAM_DAT LEGEND: A = 1 OBS, B = 2 OBS, ETC.

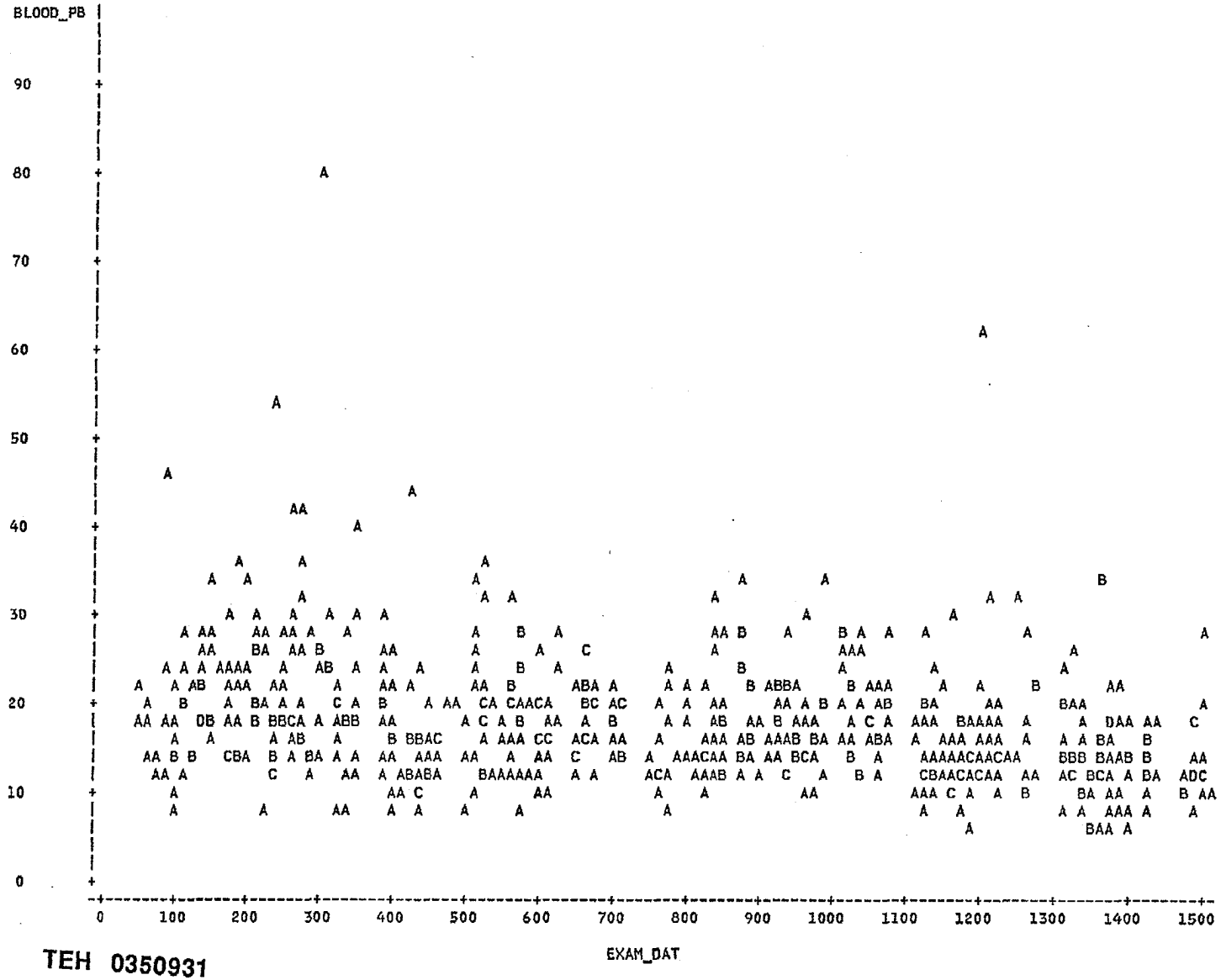

TEH 0350931

DUP050299568

DESCRIPTIVE STATISTICS

	SUM	MEAN	UNCORRECTED SS	VARIANCE	STD DEVIATION
DI_BLD_S	1508948047.00000000	84.67977105	130242109077.00000000	4149383.73225102	2037.00361616
BLOOD_PB	616231.18655459	0.03458192	908502543.15886360	1529429.68468561	1236.70112990
AGE_YY	-789679.13949575	-0.04431554	605863233.75971850	1019912.85976700	1009.90735207
AGE_SQ	605863233.75971850	34.00008372	37648931486.08372700	28702913.83551849	5357.51004064
BODYMASS	-172.72684747	-0.00000969	2.57644522	0.00433463	0.06583792

TEH 0350932

DUP050299569

DEP VARIABLE: DI_BLD_S

SOURCE	DF	SUM OF SQUARES	MEAN SQUARE	F VALUE	PROB>F
MODEL	4	394386169	98596542	28.098	0.0001
ERROR	590	2070347768	3509064		
C TOTAL	594	2464733937			

ROOT MSE	1873.250	R-SQUARE	0.1600
DEP MEAN	84.679771	ADJ R-SQ	0.1543
C.V.	2212.157		

VARIABLE	DF	PARAMETER ESTIMATE	STANDARD ERROR	T FOR H0: PARAMETER=0	PROB > |T|	VARIANCE INFLATION
INTERCEP	1	84.727260	0.659728	128.428	0.0001	0.000000
BLOOD_PB	1	0.196302	0.062646	3.133	0.0018	1.016054
AGE_YY	1	0.152577	0.076376	1.998	0.0462	1.007088
AGE_SQ	1	0.001991521	0.014366	0.139	0.8898	1.002722
BODYMASS	1	11887.492	1174.716	10.119	0.0001	1.012543

TEH 0350933

DUP050299570

TEH 0350934

DUP050299571

DESCRIPTIVE STATISTICS

	SUM	MEAN	UNCORRECTED SS	VARIANCE	STD DEVIATION
DI_BLD_S	1508948047.00000000	84.67977105	130242109077.00000000	4149383.73225102	2037.00361616
SITE_X1	228907.00000000	0.01284590	228907.00000000	380.41495636	19.50422919
SITE_X2	150008.00000000	0.00841821	150008.00000000	250.41279630	15.82443668
SITE_X3	68402.00000000	0.00383861	68402.00000000	114.71284727	10.71040836
SITE_X4	46585.00000000	0.00261428	46585.00000000	78.22089889	8.84425796
SITE_X5	203639.00000000	0.01142790	203639.00000000	338.90881203	18.40947615
SITE_X6	375892.00000000	0.02109446	375892.00000000	619.46592622	24.88907243
SITE_X7	255473.00000000	0.01433674	255473.00000000	423.92314838	20.58939408
SITE_X8	281824.00000000	0.01581552	281824.00000000	466.94748831	21.60896778
SITE_X9	321758.00000000	0.01805655	321758.00000000	531.89926099	23.06294129
SITE_X10	217644.00000000	0.01221384	217644.00000000	361.92884152	19.02442750
SITE_X11	377240.00000000	0.02117011	377240.00000000	621.63937295	24.93269686
SITE_X12	315450.00000000	0.01770255	315450.00000000	521.65947718	22.83986596
SITE_X13	209027.00000000	0.01173026	209027.00000000	347.76945820	18.64857791
SITE_X14	214510.00000000	0.01203796	214510.00000000	356.78070201	18.88863950
SITE_X15	604427.00000000	0.03391948	604427.00000000	983.03896921	31.35345227
SITE_X16	202644.00000000	0.01137206	202644.00000000	337.27191970	18.36496446
SITE_X17	367527.00000000	0.02062503	367527.00000000	605.97094908	24.61647719
SITE_X1(	321004.00000000	0.01801424	321004.00000000	530.67568754	23.03639919
SITE_X19	576951.00000000	0.03237758	576951.00000000	939.84970660	30.65696832
SITE_X20	161058.00000000	0.00903832	161058.00000000	268.69075141	16.39178915
SITE_X21	487932.00000000	0.02738197	487932.00000000	798.94185294	28.26555948
SITE_X22	197563.00000000	0.01108692	197563.00000000	328.91015890	18.13588043
SITE_X23	314888.00000000	0.01767102	314888.00000000	520.74681716	22.81987768
SITE_X24	252203.00000000	0.01415323	252203.00000000	418.57493661	20.45910400
SITE_X25	302849.00000000	0.01699541	302849.00000000	501.18174820	22.38708887
SITE_X26	315616.00000000	0.01771187	315616.00000000	521.92904150	22.84576638

TEH 0350935

DUP050299572

SITE_X27	448673.00000000	0.02517882	448673.00000000	736.32313904	27.13527481
SITE_X28	265235.00000000	0.01488457	265235.00000000	439.87725882	20.97325103
SITE_X29	253820.00000000	0.01424398	253820.00000000	421.21985532	20.52364138
SITE_X30	229402.00000000	0.01287368	229402.00000000	381.22685672	19.52503154
SITE_X31	210881.00000000	0.01183431	210881.00000000	350.81712029	18.73011266
SITE_X32	197185.00000000	0.01106571	197185.00000000	328.28789240	18.11871663
SITE_X33	318879.00000000	0.01789498	318879.00000000	527.22670958	22.96141785
SITE_X34	467547.00000000	0.02623800	467547.00000000	766.46381087	27.68508282
SITE_X35	199079.00000000	0.01117200	199079.00000000	331.40553849	18.20454719
SITE_X36	321584.00000000	0.01804678	321584.00000000	531.61690742	23.05681911
SITE_X37	43237.00000000	0.00242639	43237.00000000	72.61294629	8.52132304
SITE_X38	107080.00000000	0.00600916	107080.00000000	179.18609288	13.38604097
SITE_X39	163792.00000000	0.00919175	163792.00000000	273.20953760	16.52905132
SITE_X40	320914.00000000	0.01800918	320914.00000000	530.52963049	23.03322883
SITE_X41	393344.00000000	0.02207384	393344.00000000	647.57809248	25.44755573
SITE_X42	215624.00000000	0.01210048	215624.00000000	358.61085315	18.93702334
SITE_X43	389377.00000000	0.02185122	389377.00000000	641.19299267	25.32178889
SITE_X44	295166.00000000	0.01656425	295166.00000000	488.68147685	22.10614116
SITE_X45	187872.00000000	0.01054308	187872.00000000	312.94823355	17.69034295
SITE_X46	419842.00000000	0.02356087	419842.00000000	690.15178186	26.27074003
SITE_X47	309327.00000000	0.01735894	309327.00000000	511.71281309	22.62107011
SITE_X48	464419.00000000	0.02606246	464419.00000000	761.47323144	27.59480443
SITE_X49	275599.00000000	0.01546618	275599.00000000	456.79551617	21.37277512
SITE_X50	420121.00000000	0.02357652	420121.00000000	690.59933854	26.27925681
SITE_X51	305831.00000000	0.01716275	305831.00000000	506.03046938	22.49512101
SITE_X52	422718.00000000	0.02372226	422718.00000000	694.76459956	26.35838765
SITE_X53	277548.00000000	0.01557555	277548.00000000	459.97480853	21.44702330
SITE_X54	224796.00000000	0.01261519	224796.00000000	373.67029399	19.33055338
SITE_X55	339081.00000000	0.01902869	339081.00000000	559.98103279	23.66391837
SITE_X56	157484.00000000	0.00883775	157484.00000000	262.78147377	16.21053589

TEH 0350936

DUP050299573

SITE_X57	251370.00000000	0.01410649	251370.00000000	417.21220991	20.
SITE_X58	279127.00000000	0.01566416	279127.00000000	462.55001473	21.
SITE_X59	239001.00000000	0.01341236	239001.00000000	396.96200885	19.
SITE_X60	241018.00000000	0.01352555	241018.00000000	400.26616078	20.
SITE_X61	87318.00000000	0.00490015	87318.00000000	146.27967829	12.
SITE_X62	229659.00000000	0.01288810	229659.00000000	381.64837056	19.
SITE_X63	305669.00000000	0.01715366	305669.00000000	505.76710112	22.
SITE_X64	169823.00000000	0.00953020	169823.00000000	283.17264863	16.
BLOOD_PB	616231.18655459	0.03458192	908502543.15886360	1529429.68468561	1236.
AGE_YY	-789679.13949575	-0.04431554	605863233.75971850	1019912.85976700	1009.
AGE_SQ	605863233.75971850	34.00008372	37648931486.08372700	28702913.83551849	5357.
BODYMASS	-172.72684747	-0.00000969	2.57644522	0.00433463	0.

TEH 0350937

DUP050299574

DEP VARIABLE: DI_BLD_S

SOURCE	DF	SUM OF SQUARES	MEAN SQUARE	F VALUE	PROB>F
MODEL	68	128574292825	1890798424	597.458	0.0001
ERROR	527	1667816252	3164737		
U TOTAL	595	130242109077			

ROOT MSE	1778.971	R-SQUARE	0.9872
DEP MEAN	84.679771	ADJ R-SQ	0.9856
C.V.	2100.821		

NOTE: NO INTERCEPT TERM IS USED. R-SQUARE IS REDEFINED.

VARIABLE	DF	PARAMETER ESTIMATE	STANDARD ERROR	T FOR H0: PARAMETER=0	PROB > |T|	VARIANCE INFLATION
SITE_X1	1	83.956565	3.755817	22.354	0.0001	1.007199
SITE_X2	1	84.162504	4.643628	18.124	0.0001	1.013492
SITE_X3	1	79.389029	6.820150	11.640	0.0001	1.001495
SITE_X4	1	88.590569	8.276928	10.703	0.0001	1.005796
SITE_X5	1	86.986118	3.975909	21.878	0.0001	1.005552
SITE_X6	1	94.349190	2.968596	31.782	0.0001	1.024634
SITE_X7	1	81.374493	3.568743	22.802	0.0001	1.013367
SITE_X8	1	86.653717	3.389065	25.569	0.0001	1.006646
SITE_X9	1	84.258780	3.173357	26.552	0.0001	1.005347
SITE_X10	1	91.047773	3.882348	23.452	0.0001	1.023908
SITE_X11	1	78.129590	2.968735	26.317	0.0001	1.028325
SITE_X12	1	80.210115	3.240186	24.755	0.0001	1.027959
SITE_X13	1	84.585525	3.910280	21.632	0.0001	0.998059
SITE_X14	1	79.361291	3.891747	20.392	0.0001	1.014237
SITE_X15	1	86.448149	2.326848	37.152	0.0001	0.998977
SITE_X16	1	79.662846	3.991945	19.956	0.0001	1.008784
SITE_X17	1	85.859225	2.980181	28.810	0.0001	1.010150
SITE_X18	1	92.667272	3.286907	28.199	0.0001	1.076100
SITE_X19	1	85.910239	2.413023	35.603	0.0001	1.027141
SITE_X20	1	93.063706	4.556229	20.426	0.0001	1.046918
SITE_X21	1	86.706951	2.640749	32.834	0.0001	1.045727
SITE_X22	1	88.659465	4.053103	21.874	0.0001	1.014148
SITE_X23	1	80.746598	3.212470	25.135	0.0001	1.008680
SITE_X24	1	84.102217	3.572599	23.541	0.0001	1.002745
SITE_X25	1	86.323130	3.270519	26.394	0.0001	1.006184
SITE_X26	1	79.852308	3.215044	24.837	0.0001	1.012591
SITE_X27	1	75.179111	2.719375	27.646	0.0001	1.022011
SITE_X28	1	89.584450	3.484774	25.707	0.0001	1.002604
SITE_X29	1	86.669016	3.564558	24.314	0.0001	1.004544
SITE_X30	1	80.060004	3.756319	21.313	0.0001	1.009619
SITE_X31	1	78.311225	3.914749	20.004	0.0001	1.009107
SITE_X32	1	80.401175	4.079364	19.709	0.0001	1.025389
SITE_X33	1	90.533625	3.173522	28.528	0.0001	0.996619
SITE_X34	1	86.710830	2.727392	31.793	0.0001	1.070128
SITE_X35	1	84.751458	4.023559	21.064	0.0001	1.007000
SITE_X36	1	86.497543	3.195609	27.068	0.0001	1.018955
SITE_X37	1	93.862314	8.642977	10.860	0.0001	1.018098

TEH 0350938

DUP050299575

VARIABLE	DF	PARAMETER ESTIMATE	STANDARD ERROR	T FOR H0: PARAMETER=0	PROB > |T|	VARIANCE INFLATION
SITE_X38	1	93.660473	5.444620	17.202	0.0001	0.996984
SITE_X39	1	75.541360	4.446891	16.987	0.0001	1.014046
SITE_X40	1	85.278144	3.169509	26.906	0.0001	1.000328
SITE_X41	1	96.176547	2.872610	33.481	0.0001	1.002985
SITE_X42	1	91.733796	3.903074	23.503	0.0001	1.025383
SITE_X43	1	85.412735	2.904484	29.407	0.0001	1.015256
SITE_X44	1	84.467080	3.315237	25.476	0.0001	1.008101
SITE_X45	1	83.054818	4.108778	20.214	0.0001	0.991623
SITE_X46	1	81.930779	2.795994	29.303	0.0001	1.012665
SITE_X47	1	85.760518	3.246329	26.418	0.0001	1.012186
SITE_X48	1	83.497604	2.640171	31.626	0.0001	0.996248
SITE_X49	1	85.935442	3.427904	25.069	0.0001	1.007460
SITE_X50	1	76.616942	2.783968	27.521	0.0001	1.004624
SITE_X51	1	92.167962	3.267474	28.208	0.0001	1.014028
SITE_X52	1	84.978384	2.782163	30.544	0.0001	1.009373
SITE_X53	1	82.874113	3.480745	23.809	0.0001	1.045989
SITE_X54	1	87.224238	3.784970	23.045	0.0001	1.004760
SITE_X55	1	87.087907	3.116670	27.943	0.0001	1.020949
SITE_X56	1	80.182380	4.501484	17.812	0.0001	0.999436
SITE_X57	1	89.787203	3.578651	25.090	0.0001	1.002870
SITE_X58	1	82.310874	3.412954	24.117	0.0001	1.011273
SITE_X59	1	75.943905	3.768196	20.154	0.0001	1.057949
SITE_X60	1	82.206801	3.681724	22.328	0.0001	1.018357
SITE_X61	1	74.426810	6.031475	12.340	0.0001	0.998803
SITE_X62	1	86.311482	3.733028	23.121	0.0001	0.998239
SITE_X63	1	78.639808	3.278849	23.984	0.0001	1.020569
SITE_X64	1	81.136135	4.366305	18.582	0.0001	1.013277
BLOOD_PB	1	0.082139	0.066967	1.227	0.2205	1.287343
AGE_YY	1	0.115047	0.077652	1.482	0.1391	1.154305
AGE_SQ	1	0.00184888	0.014293	0.129	0.8971	1.100577
BODYMASS	1	11842.913	1175.483	10.075	0.0001	1.124175

TEH 035039

DUP050299576

TEH 0350940

DUP050299577

DESCRIPTIVE STATISTICS

	SUM	MEAN	UNCORRECTED SS	VARIANCE	STD DEVIATION
DI_BLD_S	1508948047.00000000	84.67977105	130242109077.00000000	4149383.73225102	2037.00361616
L_BLD_PB	35400.95698677	0.00198665	2495998.10623463	4201.89861461	64.82205346
AGE_YY	-789679.13949575	-0.04431554	605863233.75971850	1019912.85976700	1009.90735207
AGE_SQ	605863233.75971850	34.00008372	37648931486.08372700	28702913.83551849	5357.51004064
BODYMASS	-172.72684747	-0.00000969	2.57644522	0.00433463	0.06583792

TEH 0350941

DUP050299578

DEP VARIABLE: DI_BLD_S

SOURCE	DF	SUM OF SQUARES	MEAN SQUARE	F VALUE	PROB>F
MODEL	4	396564031	99141008	28.283	0.0001
ERROR	590	2068169906	3505373		
C TOTAL	594	2464733937			

ROOT MSE	1872.264	R-SQUARE	0.1609
DEP MEAN	84.679771	ADJ R-SQ	0.1552
C.V.	2210.993		

VARIABLE	DF	PARAMETER ESTIMATE	STANDARD ERROR	T FOR H0: PARAMETER=0	PROB > |T|	VARIANCE INFLATION
INTERCEP	1	84.700057	0.659187	128.492	0.0001	0.000000
L_BLD_PB	1	3.858137	1.193471	3.233	0.0013	1.014195
AGE_YY	1	0.154676	0.076369	2.025	0.0433	1.007985
AGE_SQ	1	0.00276294	0.014350	0.193	0.8474	1.001607
BODYMASS	1	11867.786	1173.228	10.116	0.0001	1.011041

TEH 0350942

DUP050299579

TEH 0350943

DUP050299580

DESCRIPTIVE STATISTICS

	SUM	MEAN	UNCORRECTED SS	VARIANCE	STD DEVIATION
DI_BLD_S	1508948047.00000000	84.67977105	130242109077.00000000	4149383.73225102	2037.00361616
SITE_X1	228907.00000000	0.01284590	228907.00000000	380.41495636	19.50422919
SITE_X2	150008.00000000	0.00841821	150008.00000000	250.41279630	15.82443668
SITE_X3	68402.00000000	0.00383861	68402.00000000	114.71284727	10.71040836
SITE_X4	46585.00000000	0.00261428	46585.00000000	78.22089889	8.84425796
SITE_X5	203639.00000000	0.01142790	203639.00000000	338.90881203	18.40947615
SITE_X6	375892.00000000	0.02109446	375892.00000000	619.46592622	24.88907243
SITE_X7	255473.00000000	0.01433674	255473.00000000	423.92314838	20.58939408
SITE_X8	281824.00000000	0.01581552	281824.00000000	466.94748831	21.60896778
SITE_X9	321758.00000000	0.01805655	321758.00000000	531.89926099	23.06294129
SITE_X10	217644.00000000	0.01221384	217644.00000000	361.92884152	19.02442750
SITE_X11	377240.00000000	0.02117011	377240.00000000	621.63937295	24.93269686
SITE_X12	315450.00000000	0.01770255	315450.00000000	521.65947718	22.83986596
SITE_X13	209027.00000000	0.01173026	209027.00000000	347.76945820	18.64857791
SITE_X14	214510.00000000	0.01203796	214510.00000000	356.78070201	18.88863950
SITE_X15	604427.00000000	0.03391948	604427.00000000	983.03896921	31.35345227
SITE_X16	202644.00000000	0.01137206	202644.00000000	337.27191970	18.36496446
SITE_X17	367527.00000000	0.02062503	367527.00000000	605.97094908	24.61647719
SITE_X18	321004.00000000	0.01801424	321004.00000000	530.67568754	23.03639919
SITE_X19	576951.00000000	0.03237758	576951.00000000	939.84970660	30.65696832
SITE_X20	161058.00000000	0.00903832	161058.00000000	268.69075141	16.39178915
SITE_X21	487932.00000000	0.02738197	487932.00000000	798.94185294	28.26555948
SITE_X22	197563.00000000	0.01108692	197563.00000000	328.91015890	18.13588043
SITE_X23	314888.00000000	0.01767102	314888.00000000	520.74681716	22.81987768
SITE_X24	252203.00000000	0.01415323	252203.00000000	418.57493661	20.45910400
SITE_X25	302849.00000000	0.01699541	302849.00000000	501.18174820	22.38708887
SITE_X26	315616.00000000	0.01771187	315616.00000000	521.92904150	22.84576638

TEH 0350944

DUP05029958

SITE_X27	448673.00000000	0.02517882	448673.00000000	736.32313904	27.13527481
SITE_X28	265235.00000000	0.01488457	265235.00000000	439.87725882	20.97325103
SITE_X29	253820.00000000	0.01424398	253820.00000000	421.21985532	20.52364138
SITE_X30	229402.00000000	0.01287368	229402.00000000	381.22685672	19.52503154
SITE_X31	210881.00000000	0.01183431	210881.00000000	350.81712029	18.73011266
SITE_X32	197185.00000000	0.01106571	197185.00000000	328.28789240	18.11871663
SITE_X33	318879.00000000	0.01789498	318879.00000000	527.22670958	22.96141785
SITE_X34	467547.00000000	0.02623800	467547.00000000	766.46381087	27.68508282
SITE_X35	199079.00000000	0.01117200	199079.00000000	331.40553849	18.20454719
SITE_X36	321584.00000000	0.01804678	321584.00000000	531.61690742	23.05681911
SITE_X37	43237.00000000	0.00242639	43237.00000000	72.61294629	8.52132304
SITE_X38	107080.00000000	0.00600916	107080.00000000	179.18609288	13.38604097
SITE_X39	163792.00000000	0.00919175	163792.00000000	273.20953760	16.52905132
SITE_X40	320914.00000000	0.01800918	320914.00000000	530.52963049	23.03322883
SITE_X41	393344.00000000	0.02207384	393344.00000000	647.57809248	25.44755573
SITE_X42	215624.00000000	0.01210048	215624.00000000	358.61085315	18.93702334
SITE_X43	389377.00000000	0.02185122	389377.00000000	641.19299267	25.32178889
SITE_X44	295166.00000000	0.01656425	295166.00000000	488.68147685	22.10614116
SITE_X45	187872.00000000	0.01054308	187872.00000000	312.94823355	17.69034295
SITE_X46	419842.00000000	0.02356087	419842.00000000	690.15178186	26.27074003
SITE_X47	309327.00000000	0.01735894	309327.00000000	511.71281309	22.62107011
SITE_X48	464419.00000000	0.02606246	464419.00000000	761.47323144	27.59480443
SITE_X49	275599.00000000	0.01546618	275599.00000000	456.79551617	21.37277512
SITE_X50	420121.00000000	0.02357652	420121.00000000	690.59933854	26.27925681
SITE_X51	305831.00000000	0.01716275	305831.00000000	506.03046938	22.49512101
SITE_X52	422718.00000000	0.02372226	422718.00000000	694.76459956	26.35838765
SITE_X53	277548.00000000	0.01557555	277548.00000000	459.97480853	21.44702330
SITE_X54	224796.00000000	0.01261519	224796.00000000	373.67029399	19.33055338
SITE_X55	339081.00000000	0.01902869	339081.00000000	559.98103279	23.66391837
SITE_X56	157484.00000000	0.00883775	157484.00000000	262.78147377	16.21053589

TEH 0350945

DUP050299582

SITE_X57	251370.00000000	0.01410649	251370.00000000	417.21220991	20.42577318
SITE_X58	279127.00000000	0.01566416	279127.00000000	462.55001473	21.50697596
SITE_X59	239001.00000000	0.01341236	239001.00000000	396.96200885	19.92390546
SITE_X60	241018.00000000	0.01352555	241018.00000000	400.26616078	20.00665291
SITE_X61	87318.00000000	0.00490015	87318.00000000	146.27967829	12.09461361
SITE_X62	229659.00000000	0.01288810	229659.00000000	381.64837056	19.53582275
SITE_X63	305669.00000000	0.01715366	305669.00000000	505.76710112	22.48926635
SITE_X64	169823.00000000	0.00953020	169823.00000000	283.17264863	16.82773451
L_BLD_PB	35400.95698677	0.00198665	2495998.10623463	4201.89861461	64.82205346
AGE_YY	-789679.13949575	-0.04431554	605863233.75971850	1019912.85976700	1009.90735207
AGE_SQ	605863233.75971850	34.00008372	37648931486.08372700	28702913.83551849	5357.51004064
BODYMASS	-172.72684747	-0.00000969	2.57644522	0.00433463	0.06583792

TEH 0350946

DUP050299583

DEP VARIABLE: DI_BLD_S

SOURCE	DF	SUM OF SQUARES	MEAN SQUARE	F VALUE	PROB>F
MODEL	68	128575334081	1890813736	597.836	0.0001
ERROR	527	1666774996	3162761		
U TOTAL	595	130242109077			

ROOT MSE	1778.415	R-SQUARE	0.9872
DEP MEAN	84.679771	ADJ R-SQ	0.9856
C.V.	2100.165		

NOTE: NO INTERCEPT TERM IS USED. R-SQUARE IS REDEFINED.

VARIABLE	DF	PARAMETER ESTIMATE	STANDARD ERROR	T FOR HO: PARAMETER=0	PROB > |T|	VARIANCE INFLATION
SITE_X1	1	83.901727	3.755545	22.341	0.0001	1.007682
SITE_X2	1	84.136934	4.640520	18.131	0.0001	1.012768
SITE_X3	1	79.329819	6.817454	11.636	0.0001	1.001328
SITE_X4	1	88.742808	8.278452	10.720	0.0001	1.006795
SITE_X5	1	86.865504	3.976937	21.842	0.0001	1.006701
SITE_X6	1	94.315826	2.968191	31.776	0.0001	1.024993
SITE_X7	1	81.345246	3.567687	22.801	0.0001	1.013399
SITE_X8	1	86.748462	3.391414	25.579	0.0001	1.008671
SITE_X9	1	84.120232	3.176593	26.481	0.0001	1.008028
SITE_X10	1	90.971822	3.879784	23.448	0.0001	1.023195
SITE_X11	1	78.044977	2.970686	26.272	0.0001	1.030320
SITE_X12	1	80.081779	3.246405	24.668	0.0001	1.032553
SITE_X13	1	84.484019	3.911665	21.598	0.0001	0.999390
SITE_X14	1	79.251115	3.892806	20.358	0.0001	1.015423
SITE_X15	1	86.409554	2.326025	37.149	0.0001	0.998694
SITE_X16	1	79.560081	3.994519	19.917	0.0001	1.010716
SITE_X17	1	85.848346	2.979130	28.817	0.0001	1.010068
SITE_X18	1	92.857813	3.256142	28.518	0.0001	1.056710
SITE_X19	1	86.068022	2.424627	35.497	0.0001	1.037692
SITE_X20	1	92.950972	4.559035	20.388	0.0001	1.048863
SITE_X21	1	86.689217	2.634874	32.901	0.0001	1.041730
SITE_X22	1	88.602936	4.051444	21.869	0.0001	1.013951
SITE_X23	1	80.751187	3.210859	25.149	0.0001	1.008299
SITE_X24	1	84.111152	3.570236	23.559	0.0001	1.002045
SITE_X25	1	86.265450	3.271029	26.373	0.0001	1.007126
SITE_X26	1	79.842162	3.213572	24.845	0.0001	1.012296
SITE_X27	1	75.438451	2.747209	27.460	0.0001	1.043691
SITE_X28	1	89.577740	3.482871	25.720	0.0001	1.002135
SITE_X29	1	86.625578	3.564158	24.305	0.0001	1.004946
SITE_X30	1	80.082983	3.754737	21.329	0.0001	1.009399
SITE_X31	1	78.394099	3.915540	20.021	0.0001	1.010146
SITE_X32	1	80.489075	4.080843	19.724	0.0001	1.026773
SITE_X33	1	90.529794	3.171206	28.547	0.0001	0.995787
SITE_X34	1	86.848916	2.736239	31.740	0.0001	1.077754
SITE_X35	1	84.619806	4.024429	21.027	0.0001	1.008065
SITE_X36	1	86.604875	3.198729	27.075	0.0001	1.021583
SITE_X37	1	93.942963	8.641278	10.871	0.0001	1.018334

DUP050299584

TEH 0350947

VARIABLE	DF	PARAMETER ESTIMATE	STANDARD ERROR	T FOR H0: PARAMETER=0	PROB > |T|	VARIANCE INFLATION
SITE_X38	1	93.541759	5.444989	17.179	0.0001	0.997742
SITE_X39	1	75.439555	4.445996	16.968	0.0001	1.014271
SITE_X40	1	85.216399	3.169277	26.888	0.0001	1.000807
SITE_X41	1	96.141955	2.872083	33.475	0.0001	1.003243
SITE_X42	1	91.617811	3.906633	23.452	0.0001	1.027895
SITE_X43	1	85.378227	2.903895	29.401	0.0001	1.015478
SITE_X44	1	84.355045	3.317991	25.424	0.0001	1.010407
SITE_X45	1	83.002878	4.107122	20.210	0.0001	0.991443
SITE_X46	1	81.883615	2.794068	29.306	0.0001	1.011902
SITE_X47	1	85.861250	3.249518	26.423	0.0001	1.014809
SITE_X48	1	83.543772	2.640475	31.640	0.0001	0.997100
SITE_X49	1	85.806598	3.429777	25.018	0.0001	1.009192
SITE_X50	1	76.516065	2.784345	27.481	0.0001	1.005524
SITE_X51	1	92.064428	3.269923	28.155	0.0001	1.016183
SITE_X52	1	84.893581	2.782311	30.512	0.0001	1.010111
SITE_X53	1	82.860063	3.478760	23.819	0.0001	1.045449
SITE_X54	1	87.328551	3.787948	23.054	0.0001	1.006970
SITE_X55	1	86.975577	3.116939	27.904	0.0001	1.021763
SITE_X56	1	80.132425	4.499286	17.810	0.0001	0.999084
SITE_X57	1	89.753312	3.577152	25.091	0.0001	1.002656
SITE_X58	1	82.380510	3.414042	24.130	0.0001	1.012550
SITE_X59	1	76.240700	3.791963	20.106	0.0001	1.072006
SITE_X60	1	82.160018	3.680463	22.323	0.0001	1.018296
SITE_X61	1	74.382612	6.028651	12.338	0.0001	0.998492
SITE_X62	1	86.400894	3.734333	23.137	0.0001	0.999562
SITE_X63	1	78.611558	3.277083	23.988	0.0001	1.020107
SITE_X64	1	81.247233	4.364834	18.614	0.0001	1.013227
L_BLD_PB	1	1.778348	1.312927	1.354	0.1762	1.360338
AGE_YY	1	0.115930	0.077643	1.493	0.1360	1.154757
AGE_SQ	1	0.002048278	0.014283	0.143	0.8860	1.099763
BODYMASS	1	11835.422	1174.121	10.080	0.0001	1.122271

TEH 0350948

DUP050299585

TEH 0350949

DUP0502995B6

VARIABLE	N	MEAN	STD DEV	SUM	MINIMUM	MAXIMUM
DI_BLD_S	595	84.67977105	2037.00361616	1508948047.00	50.00000000	126.00000000
BLOOD_PB	595	0.03458192	1236.70112990	616231.19	-12.39159664	62.60840336
EXAM_DAT	595	761.73408413	72729.71802766	13573692328.00	50.00000000	1511.00000000

CORRELATION COEFFICIENTS / PROB > |R| UNDER H0:RHO=0 / N = 595 / WEIGHT VAR=MEDIC_WT

	DI_BLD_S	BLOOD_PB
EXAM_DAT	-0.14187 0.0005	-0.28437 0.0001

TEH 0350950

DUP050299587

SET 2, MODEL 2--WHITE MALES 40-59, DI_BLD_S DEPENDENT W MEDI WT 11:09 FRIDAY, MAY 3, 1985 41

PLOT OF DI_BLD_S*EXAM_DAT LEGEND: A = 1 OBS, B = 2 OBS, ETC.

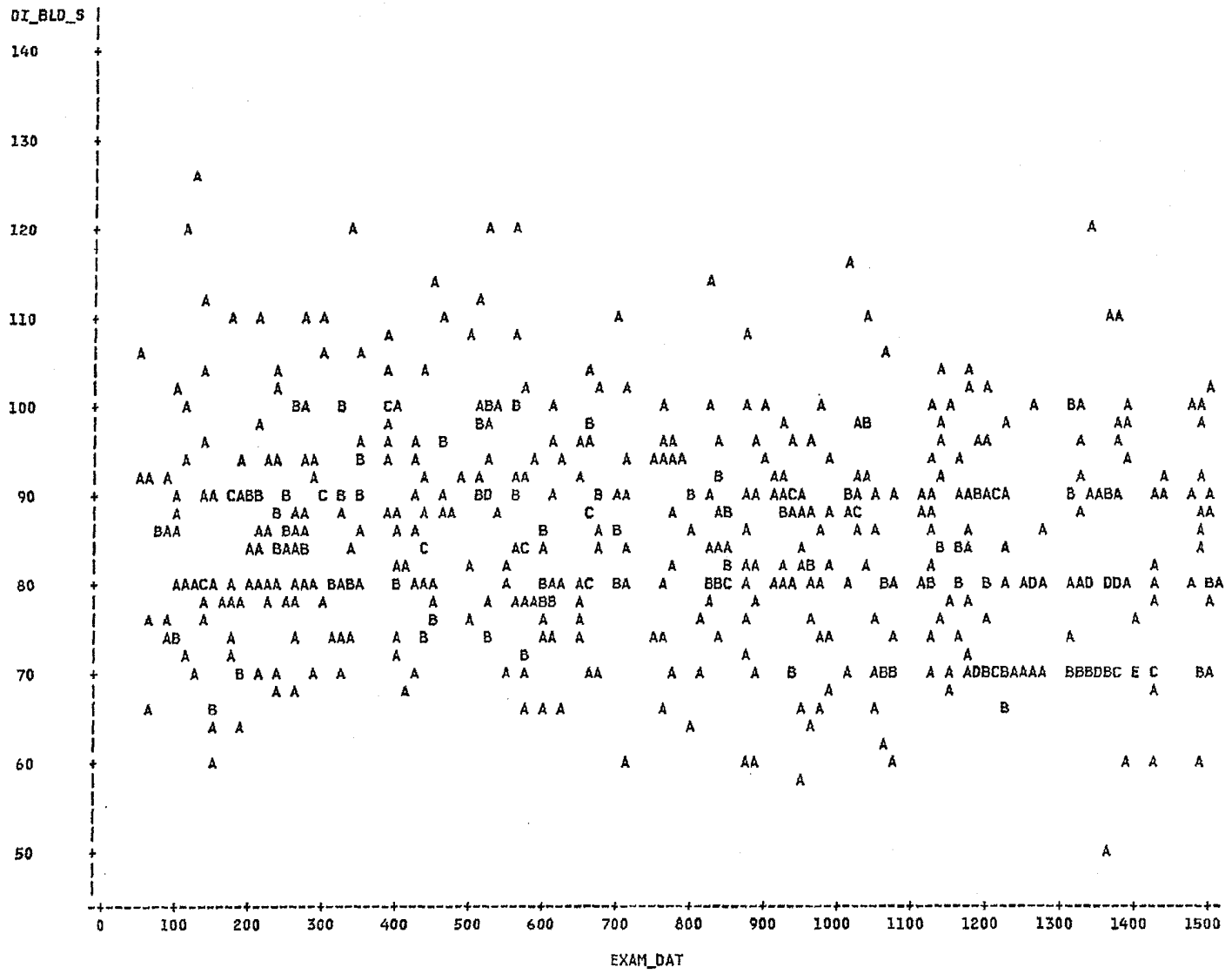

TEH 0350951

DUP050299588

PLOT OF BLOOD_PB*EXAM_DAT LEGEND: A = 1 OBS, B = 2 OBS, ETC.

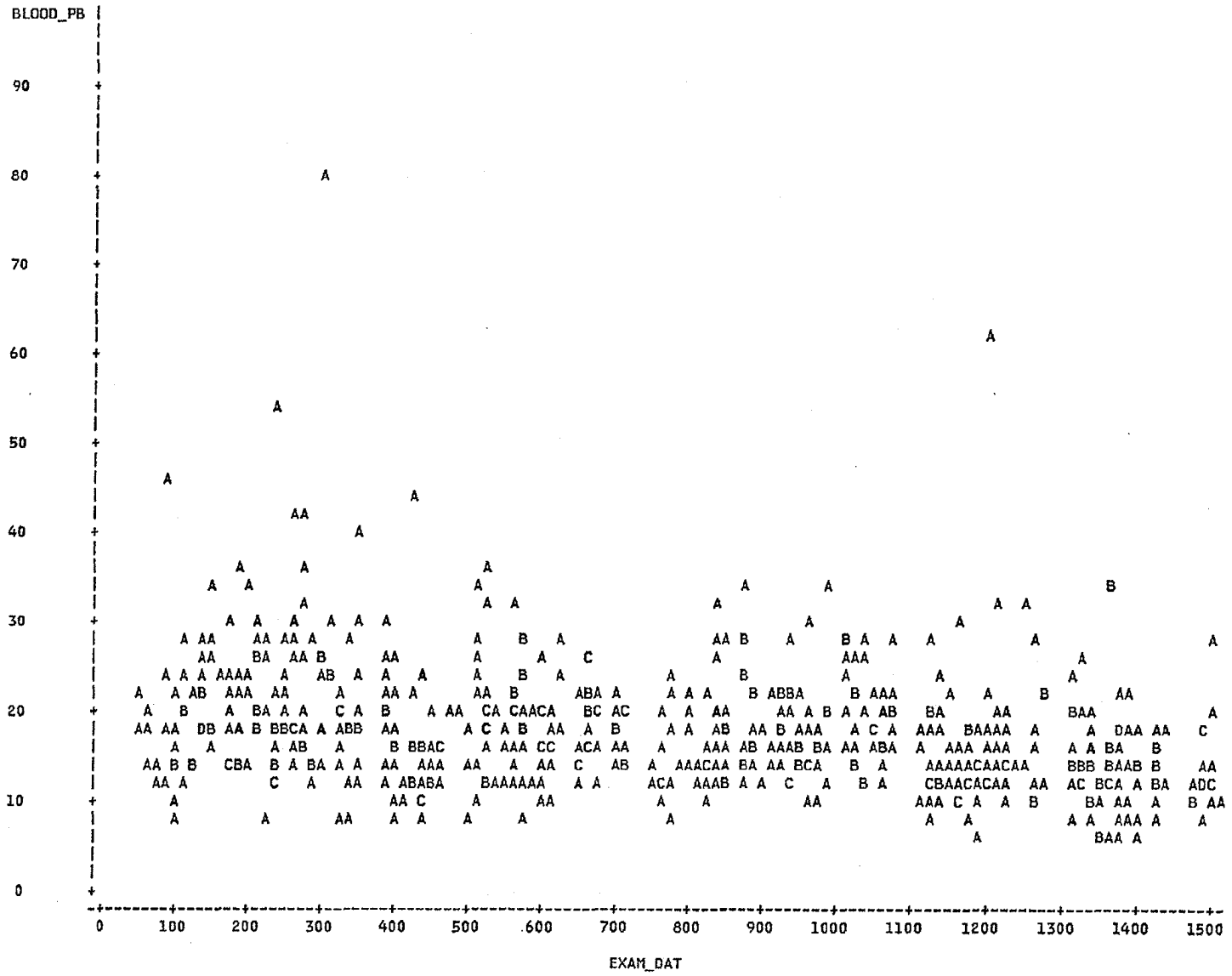

TEH 0350952

DUP050299589

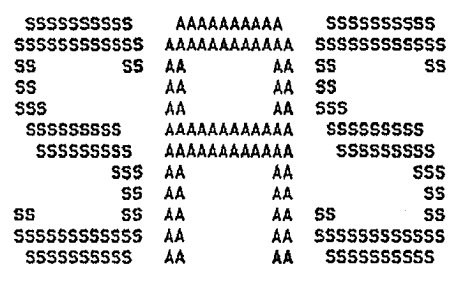

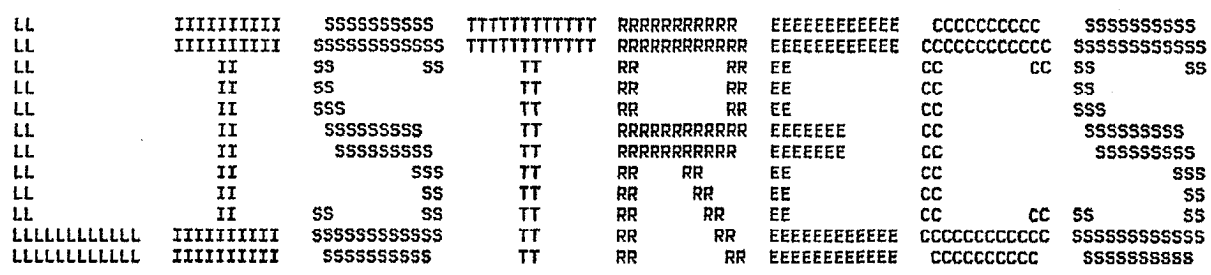





TEH 0350953

N36726.02

DUP050299590

```
1       S A S   L O G    OS SAS 82.4         MVS/XA JOB CAP363R  STEP SAS      PROC LISTRECS              11:09 FRIDAY, MAY 3, 1985

NOTE: THE JOB CAP363R HAS BEEN RUN UNDER RELEASE 82.4 OF SAS AT E. I. DUPONT DE NEMOURS & COMPANY (01718001).

NOTE: CPUID    VERSION = 23  SERIAL = 020953  MODEL = 3081 .
      CPUID    VERSION = 23  SERIAL = 220953  MODEL = 3081 .

NOTE: SAS OPTIONS SPECIFIED ARE:
      SORT=4

1          DATA WHITMALE ;                                                                  00010000
2             LENGTH BLOOD_PB AGE_YY HEIGHT WEIGHT N_POTASS HEMOGLBN SERM_ALB               00020000
3              N_VIT_C N_RIBOFL N_OLEC_A S_VIT_C EXAM_DAT 8 ;                              00030000
4             MERGE WESLIB.BLOODPRS WESLIB.WEIGHTS ;                                       00040005
5             BY SEQUENCE ;                                                                00050005
6             IF SEX ¬= '1' THEN DELETE ;                                                  00060000
7             ELSE IF RACE ¬= '1' THEN DELETE ;                                            00070003
8              ELSE IF AGE_YY < 40 THEN DELETE ;                                           00080000
9               ELSE IF AGE_YY > 59 THEN DELETE ;                                          00090000
10               ELSE IF BLOOD_PB<=.Z | (SY_BLD_S<=.Z & DI_BLD_S<=.Z) THEN DELETE;        00100000
11            L_BLD_PB = LOG(BLOOD_PB) ;                                                   00110000
12            BODYMASS = WEIGHT / (HEIGHT * HEIGHT) ;                                      00120000
13            EXAM_DAT = EXAM_DAT - 5844;                                                  00130000

NOTE: DATA SET WORK.WHITMALE HAS 595 OBSERVATIONS AND 95 VARIABLES. 162 OBS/TRK.
NOTE: THE DATA STATEMENT USED 2.97 SECONDS AND 93872K.

14         DATA MODEL_S2;                                                                  00140004
15            SET WHITMALE ;                                                               00150000
16            IF SY_BLD_S <= .Z THEN DELETE ;                                              00160000
17                 ELSE IF BODYMASS <= .Z THEN DELETE ;                                    00170000

NOTE: DATA SET WORK.MODEL_S2 HAS 595 OBSERVATIONS AND 95 VARIABLES. 162 OBS/TRK.
NOTE: THE DATA STATEMENT USED 0.17 SECONDS AND 93812K.

18         PROC STANDARD DATA =  MODEL_S2  OUT =  MODEL_2S  M = 0 ;                        00180004
19            VAR BLOOD_PB L_BLD_PB AGE_YY BODYMASS ;                                      00190003

NOTE: DATA SET WORK.MODEL_2S HAS 595 OBSERVATIONS AND 95 VARIABLES. 162 OBS/TRK.
NOTE: THE PROCEDURE STANDARD USED 0.22 SECONDS AND 93842K.

20         DATA MODEL_2S ;                                                                 00200003
21            SET MODEL_2S ;                                                               00210003
22            AGE_SQ = AGE_YY * AGE_YY ;                                                   00220003

NOTE: DATA SET WORK.MODEL_2S HAS 595 OBSERVATIONS AND 96 VARIABLES. 158 OBS/TRK.
NOTE: THE DATA STATEMENT USED 0.16 SECONDS AND 93812K.

23         PROC REG DATA =  MODEL_2S  SIMPLE ;                                             00230000
24            MODEL SY_BLD_S = BLOOD_PB AGE_YY AGE_SQ BODYMASS / VIF ;                     00240000
25            WEIGHT MEDIC_WT ;                                                            00250006
26         TITLE 'RERUN OF PIRKLE ANALYSES--MODEL 2-SY_BLD_S DEPENDENT W MEDI WT';         00260006

NOTE: THE PROCEDURE REG USED 0.20 SECONDS AND 93896K AND PRINTED PAGES 1 TO 3.

27         PROC REG DATA =  MODEL_2S  SIMPLE ;                                             00270000
28            MODEL SY_BLD_S = SITE_X1--SITE_X64 BLOOD_PB AGE_YY AGE_SQ BODYMASS           00280000
29             / NOINT VIF ;                                                               00290000
30         TITLE 'RERUN OF PIRKLE ANALYSES--MODEL 2S-SY_BLD_S DEPENDENT W MEDI WT';       00300006
```

DUP05029591

TEH 0350954

```
NOTE: THE PROCEDURE REG USED 0.90 SECONDS AND 93948K AND PRINTED PAGES 4 TO 9.

31          PROC REG DATA =  MODEL_2S  SIMPLE ;                                  00310000
32             MODEL SY_BLD_S = L_BLD_PB AGE_YY AGE_SQ BODYMASS / VIF ;          00320000
33             WEIGHT MEDIC_WT ;                                                 00330006
34          TITLE 'RERUN OF PIRKLE ANALYSES--MODEL 2L-SY_BLD_S DEPENDENT W MEDI WT';00340006

NOTE: THE PROCEDURE REG USED 0.19 SECONDS AND 93896K AND PRINTED PAGES 10 TO 12.

35          PROC REG DATA =  MODEL_2S  SIMPLE ;                                  00350000
36             MODEL SY_BLD_S = SITE_X1--SITE_X64 L_BLD_PB AGE_YY AGE_SQ BODYMASS  00360000
37                  / NOINT VIF ;                                                00370000
38             WEIGHT MEDIC_WT ;                                                 00380006
39          TITLE 'RERUN OF PIRKLE ANALYSES-MODEL 2LS-SY_BLD_S DEPENDENT W MEDI WT';00390006

NOTE: THE PROCEDURE REG USED 0.89 SECONDS AND 93948K AND PRINTED PAGES 13 TO 18.

40          PROC CORR ;                                                          00400003
41             VAR SY_BLD_S BLOOD_PB ;                                           00410003
42             WITH EXAM_DAT ;                                                   00420003
43             WEIGHT MEDIC_WT ;                                                 00430006
44          TITLE 'SET 2, MODEL 2--WHITE MALES 40-59, SY_BLD_S DEPENDENT W MEDI WT';00440006

NOTE: THE PROCEDURE CORR USED 0.20 SECONDS AND 93852K AND PRINTED PAGE 19.

45          PROC PLOT DATA=MODEL_S2 ;                                            00450004
46             PLOT (SY_BLD_S BLOOD_PB) * EXAM_DAT ;                             00460003

NOTE: THE PROCEDURE PLOT USED 0.23 SECONDS AND 93864K AND PRINTED PAGES 20 TO 21.

47          DATA MODEL_D2 ;                                                      00470004
48             SET WHITMALE ;                                                    00480000
49             IF DI_BLD_S <= .Z THEN DELETE ;                                   00490000
50                ELSE IF AGE_YY <= .Z THEN DELETE ;                             00500000
51                   ELSE IF BODYMASS <= .Z THEN DELETE ;                        00510000

NOTE: DATA SET WORK.MODEL_D2 HAS 595 OBSERVATIONS AND 95 VARIABLES. 162 OBS/TRK.
NOTE: THE DATA STATEMENT USED 0.17 SECONDS AND 93812K.

52          PROC STANDARD DATA =  MODEL_D2  OUT =  MODEL_2D  M = 0 ;             00520004
53             VAR BLOOD_PB L_BLD_PB AGE_YY BODYMASS ;                           00530003

NOTE: DATA SET WORK.MODEL_2D HAS 595 OBSERVATIONS AND 95 VARIABLES. 162 OBS/TRK.
NOTE: THE PROCEDURE STANDARD USED 0.22 SECONDS AND 93842K.

54          DATA MODEL_2D ;                                                      00540003
55             SET MODEL_2D ;                                                    00550003
56             AGE_SQ = AGE_YY * AGE_YY ;                                        00560003

NOTE: DATA SET WORK.MODEL_2D HAS 595 OBSERVATIONS AND 96 VARIABLES. 158 OBS/TRK.
NOTE: THE DATA STATEMENT USED 0.16 SECONDS AND 93812K.

57          PROC REG DATA =  MODEL_2D  SIMPLE ;                                  00570000
58             MODEL DI_BLD_S = BLOOD_PB AGE_YY AGE_SQ BODYMASS / VIF ;          00580000
59             WEIGHT MEDIC_WT ;                                                 00590006
60          TITLE 'RERUN OF PIRKLE ANALYSES--MODEL 2-DI_BLD_S DEPENDENT W MEDI WT'; 00600006

NOTE: THE PROCEDURE REG USED 0.19 SECONDS AND 93896K AND PRINTED PAGES 22 TO 24.
```

TEH 0350955

DUP050299592

```
61          PROC REG DATA =  MODEL_2D  SIMPLE ;                                  00610000
62             MODEL DI_BLD_S = SITE_X1--SITE_X64 BLOOD_PB AGE_YY AGE_SQ BODYMASS  00620000
63                  / NOINT VIF ;                                                00630000
64             WEIGHT MEDIC_WT ;                                                 00640006
65          TITLE 'RERUN OF PIRKLE ANALYSES--MODEL 2S-DI_BLD_S DEPENDENT W MEDI WT';00650006

NOTE: THE PROCEDURE REG USED 0.89 SECONDS AND 93948K AND PRINTED PAGES 25 TO 30.

66          PROC REG DATA =  MODEL_2D  SIMPLE ;                                  00660000
67             MODEL DI_BLD_S = L_BLD_PB AGE_YY AGE_SQ BODYMASS / VIF ;          00670000
68             WEIGHT MEDIC_WT ;                                                 00680006
69          TITLE 'RERUN OF PIRKLE ANALYSES--MODEL 2L-DI_BLD_S DEPENDENT W MEDI WT';00690006

NOTE: THE PROCEDURE REG USED 0.19 SECONDS AND 93896K AND PRINTED PAGES 31 TO 33.

70          PROC REG DATA =  MODEL_2D  SIMPLE ;                                  00700000
71             MODEL DI_BLD_S = SITE_X1--SITE_X64 L_BLD_PB AGE_YY AGE_SQ BODYMASS  00710000
72                  / NOINT VIF ;                                                00720000
73             WEIGHT MEDIC_WT ;                                                 00730006
74          TITLE 'RERUN OF PIRKLE ANALYSES-MODEL 2LS-DI_BLD_S DEPENDENT W MEDI WT';00740006

NOTE: THE PROCEDURE REG USED 0.90 SECONDS AND 93948K AND PRINTED PAGES 34 TO 39.

75          PROC CORR ;                                                          00750003
76             VAR DI_BLD_S BLOOD_PB ;                                           00760003
77             WITH EXAM_DAT ;                                                   00770003
78             WEIGHT MEDIC_WT ;                                                 00780006
79          TITLE 'SET 2, MODEL 2--WHITE MALES 40-59, DI_BLD_S DEPENDENT W MEDI WT';00790006

NOTE: THE PROCEDURE CORR USED 0.20 SECONDS AND 93852K AND PRINTED PAGE 40.

80          PROC PLOT DATA=MODEL_D2 ;                                            00800004
81             PLOT (DI_BLD_S BLOOD_PB) * EXAM_DAT ;                             00810003

NOTE: THE PROCEDURE PLOT USED 0.23 SECONDS AND 93864K AND PRINTED PAGES 41 TO 42.
NOTE: SAS USED 93948K MEMORY.

NOTE: SAS INSTITUTE INC.
      SAS CIRCLE
      PO BOX 8000
      CARY, N.C.  27511-8000
```

TEH 0350956

DUP05029959

JES JOB NO. = 2443 DATE = 85.123

//CAP363R JOB CCL5302,MSGCLASS=Q, ==>C.G.PFEIFER, L5185 * CL1

PROCESSOR FOR THIS JOB = SYC

LINES OUTPUT FOR THIS JOB = 001226 PRINTER: B30

CARDS FOR THIS JOB = NONE

TEH 0350957

DUP050299594