D. Bu

THE LOWE BROTHERS COMPANY
Inter-Office Correspondence

To: Mr. P.H. Severson - SWCo. Cleveland

From: Mr. J.R. Troester - Dayton

Subject: Bureau of Census Report
Production & Net Sales of
Paint, Varnish & Lacquer (Revised figures - omitting items in J.E. Wallace's letter of 8/1/60)

	1955 Sept.	Oct.	Nov.	Dec.	1959 Jan.	Feb.
Production (Gals.)						
Trade Sales	237,627	269,517	219,001	217,241	200,272	223,388
Ind. Pt. & Var.	25,876	21,705	18,843	23,864	19,534	22,181
Lac.	21,172	17,759	15,417	19,525	15,982	18,148
TOTAL	284,675	308,981	253,261	260,630	235,788	263,717
Sales ($)						
Trade Sales	932,998	873,704	827,196	549,655	761,060	703,560
Ind. Pt. & Var.	35,565	37,702	41,515	31,378	38,793	53,284
Lac.	29,212	30,969	34,042	25,778	31,809	43,692
TOTAL	997,775	942,375	902,753	606,811	831,662	800,536

	March	April	May	June	July	Aug.
Production (Gals.)						
Trade Sales	226,550	227,683	227,023	230,374	161,232	
Ind. Pt. & Var.	23,019	21,029	21,827	22,605	20,351	
Lac.	18,834	17,206	17,858	18,495	16,651	
TOTAL	268.403	265,918	266,708	271,474	198,234	
Sales ($)						
Trade Sales	755,308	1,089,916	1,073,984	1,100,702	882,912	
Ind. Pt. & Var.	42,208	40,345	48,191	28,495	41,780	
Lac.	34,642	33,111	39,499	23,443	34,256	
TOTAL	[illegible]	1,163,372	1,161,674	1,152,640	958,948	

TREASURER'S DEPARTMENT

J.R. Troester
Supervisor of Accounting

JRT/ma
File #59

0007-SWP-046280

N21668

To: E. W. Peck
Attn: Dorris Burns

Dept. of Commerce
Form M19J

SALES OF PAINT, VARNISH, LACQUER AND FILLERS

John Lucas & Company, Inc. Report for the Month of JULY, 1960

	Production (gallons)	Net Sales (dollars)
Trade Sales to Dealers, Jobbers, Painters and Consumers	288,872	$667,802.37
Industrial sales to railways, steel companies, public utilities, manufacturers and industrial consumers in general:		
(1) Paints and Varnishes	25085	57,959.77
(2) Lacquers without Thinners	36,299	5,817.12
Total net sales of paint, varnish lacquer and fillers.	350,256	$731,579.26



0007-SWP-046281



Revised 8/15/60



To: E. W. Peck
Attn: Dorris Burns

Dept. of Commerce
Form M19J

SALES OF PAINT, VARNISH, LACQUER AND FILLERS

John Lucas & Company, Inc. Report for the Month of JUNE, 1960

	Production (gallons)	Net Sales (dollars)
Trade Sales to Dealers, Jobbers, Painters and Consumers	266,484	$644,499.00
Industrial sales to railways, steel companies, public utilities, manufacturers and industrial consumers in general:		
(1) Paints and Varnishes	31,930	77,522.29
(2) Lacquers	42,745	5,955.53
Total net sales of paint, varnish lacquer and fillers.	341,159	727,976.82



0007-SWP-046283

To: E. W. Peck
Attn: Dorris Burns

Dept. of Commerce
Form M19J

SALES OF PAINT, VARNISH, LACQUER AND FILLERS

John Lucas & Company, Inc. Report for the Month of MAY, 1960

	Production (gallons)	Net Sales (dollars)
Trade Sales to Dealers, Jobbers, Painters and Consumers	318,574	726,088.92
Industrial sales to railways, steel companies, public utilities, manufacturers and industrial consumers in general:		
(1) Paints and Varnishes	33,714	76,829.13
(2) Lacquers	31,409	3,384.87
Total net sales of paint, varnish lacquer and fillers.	383,697	806,302.92



0007-SWP-046284

To: E. W. Peck
Attn: Dorris Burns

Dept. of Commerce
Form M19J

SALES OF PAINT, VARNISH, LACQUER AND FILLERS

John Lucas & Company, Inc. Report for the Month of APRIL, 1960

	Production (gallons)	Net Sales (dollars)
Trade Sales to Dealers, Jobbers, Painters and Consumers	289,877	660,810.25
Industrial sales to railways, steel companies, public utilities, manufacturers and industrial consumers in general:		
(1) Paints and Varnishes	24,489	55,759.57
(2) Lacquers	40,136	8,637.95
Total net sales of paint, varnish lacquer and fillers.	354,502	725,207.77

0007-SWP-046285

0007-SWP-000115790

To: E. W. Peck
Attn: Dorris Burns

Dept. of Commerce
Form M19J

SALES OF PAINT, VARNISH, LACQUER AND FILLERS

John Lucas & Company, Inc. Report for the Month of MARCH, 1960

	Production (gallons)	Net Sales (dollars)
Trade Sales to Dealers, Jobbers, Painters and Consumers	309,031	570,129.33
Industrial sales to railways, steel companies, public utilities, manufacturers and industrial consumers in general:		
(1) Paints and Varnishes	21,908	40,361.02
(2) Lacquers	38,404	7,961.48
Total net sales of paint, varnish lacquer and fillers.	369,343	618,451.83

0007-SWP-046286

0007-SWP-000115791

To: E. W. Peck
Attn: Dorrie Burns

Dept. of Commerce
Form M19J

1

SALES OF PAINT, VARNISH, LACQUER AND FILLERS

John Lucas & Company, Inc. Report for the Month of FEBRUARY, 1960

	Production (gallons)	Net Sales (dollars)
Trade Sales to Dealers, Jobbers, Painters and Consumers	274,148	557,313.17
Industrial sales to railways, steel companies, public utilities, manufacturers and industrial consumers in general:		
(1) Paints and Varnishes	17,623	35,802.64
(2) Lacquers	30,034	5,838.76
Total net sales of paint, varnish lacquer and fillers.	321,805	598,954.57



0007-SWP-046287

To: E. W. Peck
Attn: Dorris Burns

Dept. of Commerce
Form M19J

SALES OF PAINT, VARNISH, LACQUER AND FILLERS

John Lucas & Company, Inc. Report for the Month of JANUARY, 1960

	Production (gallons)	Net Sales (dollars)
Trade Sales to Dealers, Jobbers, Painters and Consumers	310,534	659,644.09
Industrial sales to railways, steel companies, public utilities, manufacturers and industrial consumers in general:		
(1) Paints and Varnishes	12,872	27,330.01
(2) Lacquers	54,237	8,249.81
Total net sales of paint, varnish lacquer and fillers.	377,643	695,223.91



0007-SWP-046288

To: E. W. Peck
Attn: Dorris Burns

Dept. of Commerce
Form 719

SALES OF PAINT, VARNISH, LACQUER AND FILLERS

John Lucas & Company, Inc. Report for the Month of DECEMBER, 1959

	Production (gallons)	Net Sales (dollars)
Trade Sales to Dealers, Jobbers, Painters and Consumers	371,445	668,640.43
Industrial sales to railways, steel companies, public utilities, manufacturers and industrial consumers in general:		
(1) Paints and Varnishes	23,751	42,717.35
(2) Lacquers	63,306	8,470.43
Total net sales of paint, varnish lacquer and fillers.	458,502	719,828.21



0007-SWP-046289

To: E. W. Peck
Attn: Dorris Burns

Dept. of Commerce
Form M19J

SALES OF PAINT, VARNISH, LACQUER / [illegible]

John Lucas & Company, Inc. Report for the Month of NOVEMBER, 1959 1960

	Production (gallons)	Net Sales (dollars)
Trade Sales to Dealers, Jobbers, Painters and Consumers	351,315	778,050.15
Industrial sales to railways, steel companies, public utilities, manufacturers and industrial consumers in general:		
(1) Paints and Varnishes	14,143	31,289.42
(2) Lacquers	65,945	13,181.73
Total net sales of paint, varnish lacquer and fillers.	431,403	822,521.30

0007-SWP-046290

0007-SWP-000115795

To: E. W. Peck
Attn: Dorris Burns

Dept. of Commerce
Form M19J

SALES OF PAINT, VARNISH, LACQUER AND FILLERS

John Lucas & Company, Inc. Report for the Month of OCTOBER, 1959

	Production (gallons)	Net Sales (dollars)
Trade Sales to Dealers, Jobbers, Painters and Consumers	437,069	574,911.53
Industrial sales to railways, steel companies, public utilities, manufacturers and industrial consumers in general:		
(1) Paints and Varnishes	31,035	40,772.47
(2) Lacquers	70,081	13,870.02
Total net sales of paint, varnish lacquer and fillers.	538,185	629,554.02



0007-SWP-046291

0007-SWP-000115796

To: E. W. Peck
Attn: Dorris Burns

Dept. of Commerce
Form M19J

SALES OF PAINT, VARNISH, LACQUERS AND FILLERS

John Lucas & Company, Inc. Report for the Month of SEPTEMBER, 1959

	Production (gallons)	Net Sales (dollars)
Trade Sales to Dealers, Jobbers, Painters and Consumers	378,296	643,647.67
Industrial sales to railways, steel companies, public utilities, manufacturers and industrial consumers in general:		
(1) Paints and Varnishes	42,875	40,542.41
(2) Lacquers	78,383	11,576.86
Total net sales of paint, varnish lacquer and fillers.	499,554	695,766.94



0007-SWP-046292

0007-SWP-000115797