PCB LOSSES - Lbs PER DAY

MAY 1974

DATE	246	831	TOTAL DEPTS	WTP INF	WTP EFF	UNK-NOWN	REMARKS
5-5	3.88	.10	3.98	4.37	4.75	.39	
5-8	6.1	.03	6.13	5.09	1.20	-	
5-12	1.12	.03	1.15	3.92	2.45	2.77	
5-15	1.57	.10	1.67	5.24	3.77	3.57	
5-19	10.68*	.13	10.81	6.81	4.83	-	
5-22	11.31	.15	11.46	3.11	1.92	-	
5-26	1.02	.20	1.22	2.09	1.16	.87	
5-29	2.81	.20	2.96	1.25	3.50	—	
6-2	.86	.15	1.00	1.33	2.40	.33	
AV.	4.37	.12	4.49	3.68	2.89		

COMPANY CONFIDENTIAL

* Corrected due to flow change.

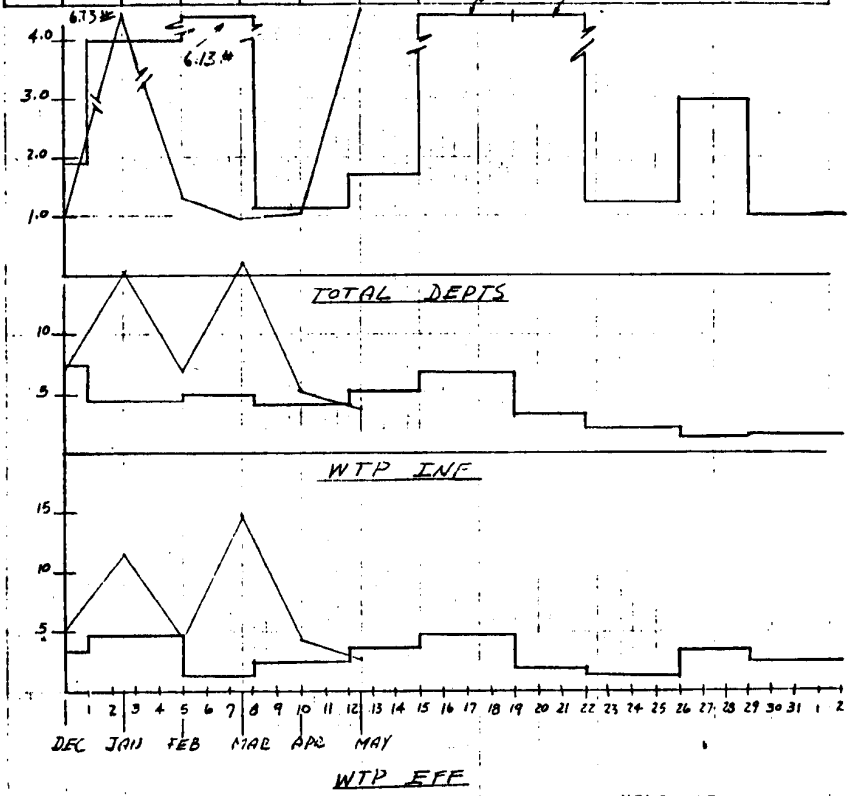

MGNS 076087

PCB LOSSES - Lbs PER DAY

JUNE-1974

DATE	246	831	TOTAL DEPTS	WTP INF	WTP EFF	UNK-NOWN	REMARKS
6-5	1.13	.18	1.31	4.50	1.72	3.19	
6-9	.55	.10	.65	2.90	1.76	2.25	
6-12	.29	.06	.35	2.59	2.12	2.24	
6-16	.97	.07	1.03	1.65	1.21	.62	
6-19	1.00	.14	1.14	1.61	2.65	.47	
6-23	1.17	.04	1.21	2.60	1.80	1.39	
6-26	.49	.14	.63	2.76	1.26	2.13	
6-30	.96	.05	1.01	1.36	1.36	.35	
AV	.82	.10	.92	2.50	1.73	1.58	

COMPANY CONFIDENTIAL

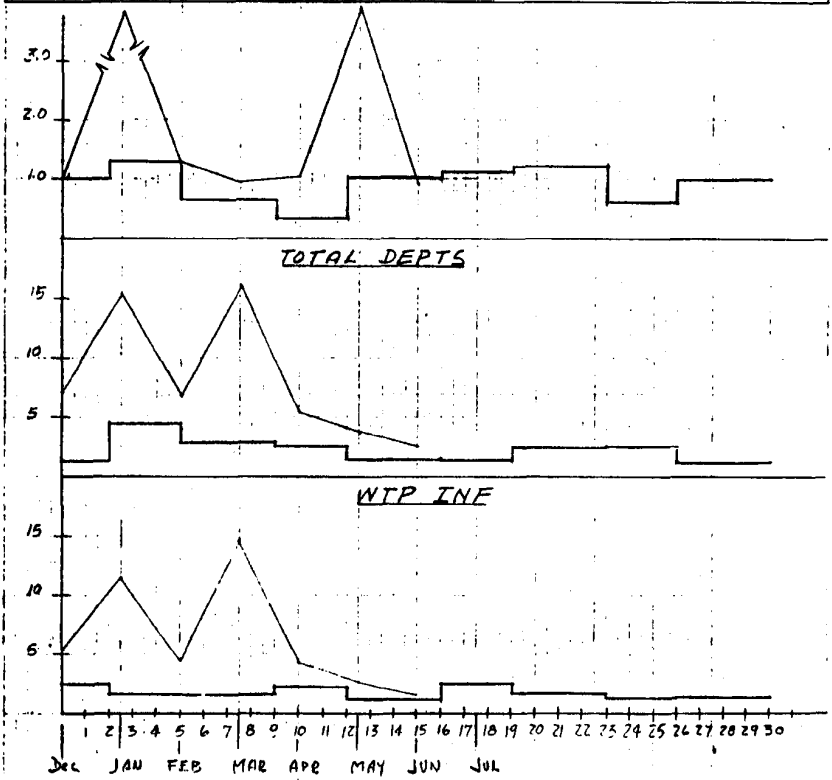

MONS 076088

PCE LOSSES - Lbs PER DAY

July. 1974

DATE	246	831	TOTAL DEPTS	WTP INF	WTP EFF	UNK-NOWN	REMARKS
7-4	.76	.08	.84	2.18	1.33	1.34	Incinerator down
7-7	1.85	.22	2.07	2.75	1.37	.68	Incinerator Started Up 7-25
7-10	2.43	.30	2.73	1.36	1.36	—	
7-14	.93	.14	1.07	1.95	1.82	.88	
7-17	.53	.13	.66	1.40	1.40	.74	
7-21	.35	.01	.36	4.98	3.23	4.62	
7-24	.73	<.01	.73	4.39	2.49	3.66	
7-28	.60	.04	.64	1.88	2.63	1.24	
7-31	.11	.06	.17	.59	.59	.42	
AV	.92	.11	1.03	2.38	1.80		

COMPANY CONFIDENTIAL

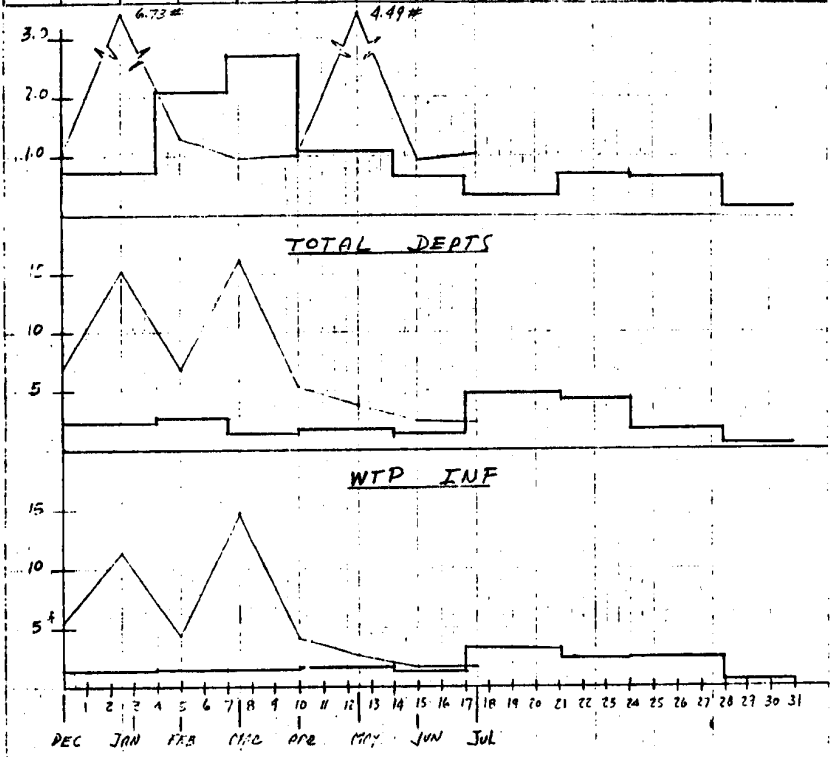

MONS 076089

PCB Losses - Lbs per Day

August 1974

DATE	246	831	TOTAL DEPTS	WTP INF	WTP EFF	UNKNOWN	REMARKS
8-4	.41	.25	.66	5.58	3.25	4.92	W.T.P. was shutdown on 8/12 we have only one Sampler at pumping station.
8-7	.58	.04	.62	2.93	3.39	2.31	
8-11	.44	.01	.45	1.47	1.47	1.02	
8-14	.43	.01	.44	2.50	—	2.06	
8-18	.65	.01	.66	2.25	—	1.59	
8-21	.65	.05	.70	1.38	—	.68	
8-25	.95	.09	1.04	2.50	—	1.46	
8-28	4.06	.13	4.19	3.13	—	—	
9-1	2.82	.17	2.99	2.25	—	—	
Av.	1.22	.08	1.31	2.67		1.76	

COMPANY CONFIDENTIAL

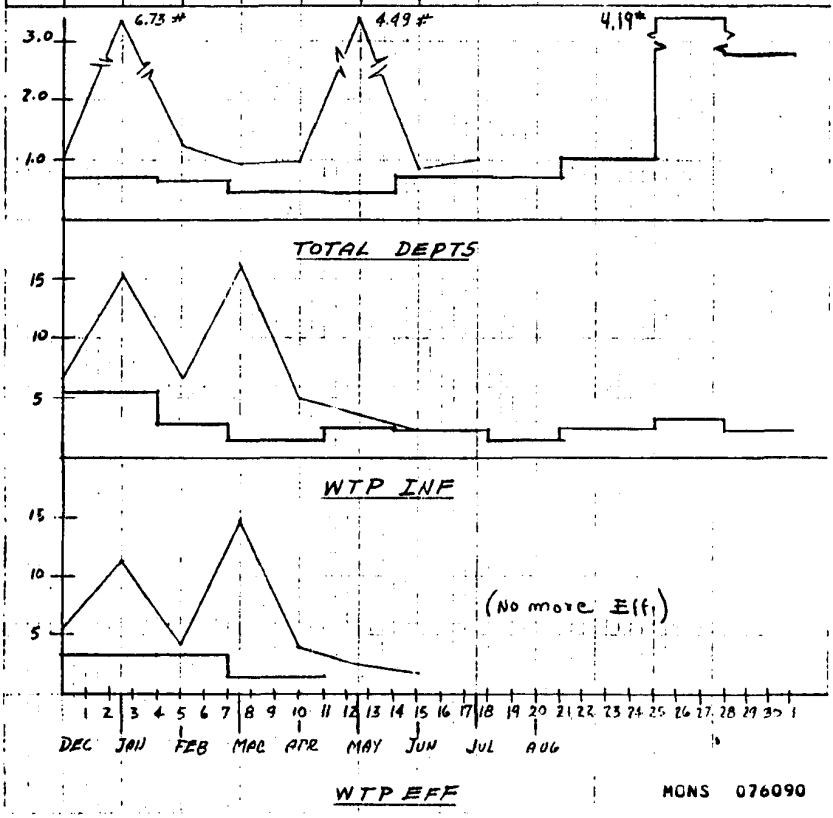

MONS 076090

PCB LOSSES - Lbs PER DAY

Sept. 1974

DATE	246	831	TOTAL DEPTS	SVO	UNK-NOWN	REMARKS
9-4	2.40	.03	2.43	3.25	.82	SVO = Sauget Village outfall
9-8	10.15	.15	10.30	4.00	—	Incinerator down 9-26 thru ...
9-11	6.73	.18	6.91	3.50	—	
9-15	0.85	.10	0.95	3.13	2.18	
9-18	3.96	.16	4.12	2.75	—	
9-22	7.60	.10	7.70	5.88	—	
9-25	3.95	1.44	5.39	6.26	.87	
9-29	.99	.11	1.10	2.87	1.77	
Av.	4.58	.28	4.86	3.95	—	

COMPANY CONFIDENTIAL

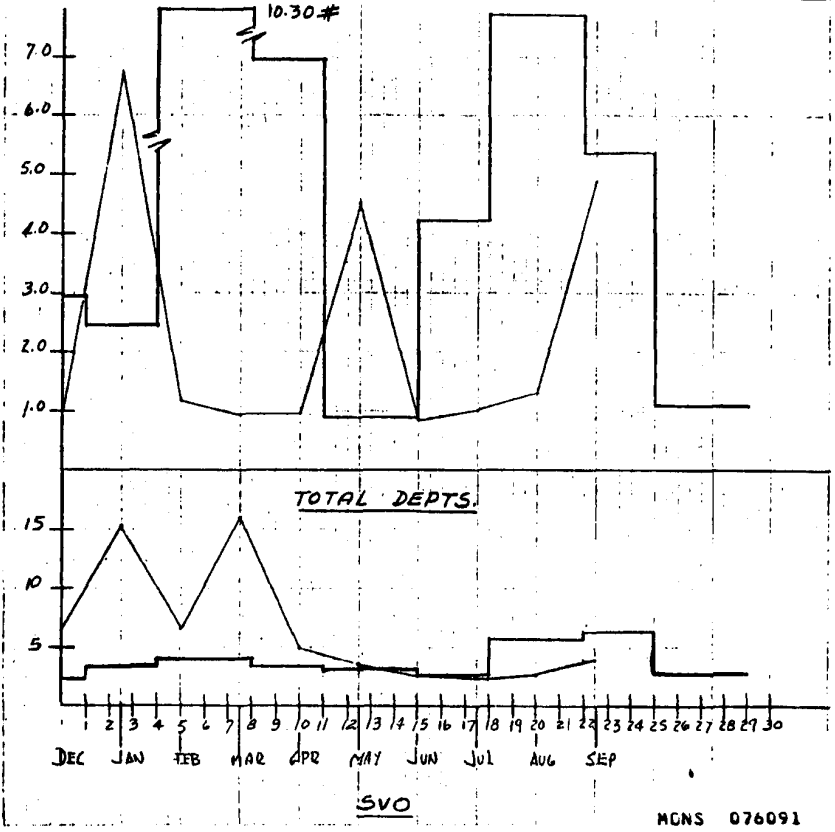

MONS 076091