tabbies
PLAINTIFF'S EXHIBIT
GP-645 KK

for any exterior finish

BESTWALL Gypsum Sheathing

is an excellent base






NAILING	TYPE OF NAIL	LBS. PER M SQ. FT.	SPACING
Wood Siding	1¾" Galv Roofing Nail	14	8"
Stucco	Same	14	8"
Asbestos-cement, wood or slate shingles applied over wood furrings spaced not over 8" on centers	Same	14	8"
Asbestos-cement, wood or slate shingles applied over wood furrings spaced over 8" on centers	Same	21	4"
Brick Veneer	Same	21	4"
Shingles attached directly to the sheathing with special fasteners	Same	21	4"

BESTWALL Gypsum Sheathing Specifications

1. **Scope of Work:** all exterior walls shall be covered with gypsum sheathing.
2. **Framing:** framing members shall be erected in the manner of approved standard practice and spaced 16 in. or 24 in. on centers.
3. **Materials:**
   a. Sheathing shall be water repellent gypsum sheathing ½" thick by 2 ft. wide by 8 ft. long.
   b. Nails shall be 11 gauge, galvanized, large head, roofing nails, 1¾ in. long.
4. **Application:** Apply gypsum sheathing with the long dimension across the supports. Ends of sheets shall abutt over centers of support and all end joints shall be staggered. Fit sheathing snugly around all window and door openings. Securely flash the heads of all openings. Secure sheathing to studs with nails spaced approximately 4" on center, 7 nails per 24-inch sheathing width per support. Where exterior finish is secured to the frame with nails driven through the sheathing into the stud, the nails should be spaced approximately 8 in. on center, 4 nails per 24 inch sheathing width per stud. Nails shall not be less than ⅜ in. from edges or ends of sheathing.
5. **Exterior Finishes**
   NOTE: Building paper is not required over gypsum sheathing except where local regulations make its use mandatory.
   a. Wood Siding: Apply wood siding directly over gypsum sheathing. Nails should have a minimum penetration of 1½" into the stud when driven through the sheathing and into the wood framing. End joints of siding shall butt over wood framing members.
   b. Stone or Brick Veneer: Fasten masonry ties for the veneer securely through the sheathing to the wood framing 12" on center vertically. Use an 8d nail or larger.
   c. *Stucco: Apply stucco mesh according to manufacturer's directions using self-furring material, furring strips or furring nails. Nail directly through the sheathing into the wood framing.*
   d. Cement-asbestos siding or wood shingles: Attach directly to gypsum sheathing using approved fasteners in accordance with manufacturer's directions.
      1) Alternate for shingles: Apply 1" x 2" wood furring strips horizontally over the gypsum sheathing spaced to correspond to the shingle exposure specified. Use nails of sufficient length to provide at least 1½" penetration into the studs. Nail through the sheathing into the framing with a minimum of one nail at each intersection of stud and furring.

FORM NO. BW 59163-10M-5-59-L

BESTWALL

BESTWALL GYPSUM COMPANY • ARDMORE, PENNSYLVANIA
Plants and offices in Principal Cities



A statement of the facts...

Bestwall

Gypsum Sheathing

— a dependable, economical base for any exterior finish. No other type of sheathing can compare with it, dollar for dollar, feature for feature.



SGP 0027285



Application of

BESTWALL Gypsum Sheathing

is clean, fast, simple...









1 PANELS ARE BIG

— 2' x 8' x ½" thick, yet light enough for one man to handle easily.
Each panel covers 16 sq. ft. of sidewall area giving full, 24 inch surface coverage without face loss.

2 CUTTING IS SIMPLE

— use any pointed, heavy-blade knife and cut right on the studs to required measurements by merely scoring and snapping the gypsum core. Eliminates measuring or sawing on ground, saving time and effort.

3 ONLY FOUR or SEVEN NAILS

(depending on the siding used) are required per panel, per stud. Panels, applied horizontally across framing, should be staggered to take maximum advantage of the inherent rigidity of gypsum. Each full panel ties seven studs together, providing great resistance to lateral movement of framing and maximum bracing strength to structure.

4 CUTTING WASTE IS HELD TO MINIMUM

because gypsum cuts readily. Doors, windows and other openings are framed quickly. Additional savings accrue because the small cut-off pieces can be used. On-the-job records show that wastage is usually 3% or less.

And no other sheathing offers lower material cost!

SGP 0027286

GYPSUM PRODUCTS

JUNE, 1959

PRODUCT SPECIFICATION DIRECTORY

This list provides a simple up-to-date cross reference of Bestwall products with applicable American Society for Testing Materials Standards (ASTM Standards), Federal Specifications and American Standards Association Specifications (ASA). The last two digits in the ASTM reference number indicates the year of the edition. Where any specifications covers more than one material the type or paragraph is shown. Items for which no standard is written is indicated.

GYPSUM BOARD PRODUCTS

PRODUCT	THICKNESS	WIDTH	LENGTH	ASTM STANDARDS	FEDERAL SPEC	APPLIED UNDER
BESTWALL WALLBOARD						
Tapered Edge	1/4"	4'	6 to 16	C 36-55	SS-W-51A (R)	ASA 97.1
Square or Tapered Edge	3/8	4'	6 to 16			
	1/2	4'	6' to 16'			
	5/8"	4'	6' to 16'			
BESTWALL INSULATING WALLBOARD						
Square or Tapered Edge	3/8"	4'	6' to 16'	C 36-55	SS-W-51A (R)	ASA 97.1
	1/2"	4'	6' to 16			
	5/8"	4'	6 to 16'			
BESTWALL GRAINBOARDS						
Knotty Pine (Square Edge)						
Figured Aspen (Beveled Edge)						
Fawn Mahogany (Beveled Edge)	3/8	4'	8' 9' 10'	C 36-55	SS-W-51A (R)	ASA 97.1
Driftwood Mahogany (Beveled Edge)						
Autumn Mahogany (Beveled Edge)	1/2	4'	8 9' 10'			
FIRESTOP BESTWALL WALLBOARD						
Square or Tapered Edge	1/2"	4'	6' to 16'	C 36-55	SS-W-51A (R)	ASA 97.1
	5/8"	4'	6' to 16'			
FIRESTOP BESTWALL INSULATING WALLBOARD						
Square or Tapered Edge	1/2"	4'	6' to 16'	C 36-55	SS-W-51A (R)	ASA 97.1
	5/8"	4'	6' to 16			
BESTWALL FIREPROOF GYPSUM SHEATHING						
Long edges (core treated)	1/2	2'	8' Std	C 79-54	SS-S-276	—
Tongue and Groove (Non core treated)	1/2"	2	8 Std	C 79-50	SS-S-276	—
BESTWALL BACKER						
Square Edge	1/8	4	8 Std	—	—	—
Tongue and Groove Edge	1/2"	2	8 Std			
Firestop Tongue and Groove Edge	5/8	2	8 Std			
BESTWALL LATH						
Plain or Perforated Perfolath	3/8"	16'	4	C 37-54	SS-P-431A	ASA 42.4
	1/2"	16'	4			
Insulating Lath	3/8	16'	4			
	1/2	16	4			
Long Length Plain Only Round Edge or Tongue and Groove Edge	1/2	24	8 Std			

Standard Length — Other Lengths on Order

SGP 0027288

PRODUCT SPECIFICATION DIRECTORY

PLASTER PRODUCTS

BRAND	PRODUCT	ASTM STANDARDS	FEDERAL SPEC.	APPLIED UNDER
BESTWALL	NEAT BASE COAT PLASTER Unfibered, Fibered*, and Extra Fibered*	C-28-57	SS-P-402 (N)	ASA 42.1
BESTWALL	LITE-MIX BASE COAT PLASTER Unfibered, Fibered (Glass Only) and Masonry Mix	C-28-57	—	ASA 42.1
BESTWALL	WOOD FIBERED PLASTER	C-28-57	SS-P-402 (W)	ASA 42.1
BESTWALL	CONCRETE BOND PLASTER	C-28-57	SS-P-402 (W)	ASA 42.1
BESTWALL	PREPARED TROWEL FINISH PLASTER	—	—	ASA 42.1
BESTWALL	PREPARED SAND FLOAT FINISH PLASTER—White	—	—	ASA 42.1
BESTWALL	BUILDERS LIME (Autoclaved Finish Lime)	C 206-49	SS-L-351 (F)	ASA 42.1
BESTWALL	SMOOTH FINISHING LIME (Normal Hydrated Finish Lime)	C 6-49	SS-L-351 (F)	ASA 42.1
BESTWALL	SPEEDY MASON'S LIME (Autoclaved Mason's Lime)	C 207-49 S	SS-L-351 (M)	ASA 42.1
BESTWALL	MASON'S LIME (Normal Hydrated Mason's Lime)	C 207 49 N	SS-L-351 (M)	ASA 42.1
BESTWALL	KEENE'S CEMENT	C 61-50	SS-C-161	ASA 42.1
BESTWALL	KALITE ACOUSTICAL PLASTER			
BESTWALL	LITE-ACOUSTIC PLASTER—White or Ultra-White	—	—	ASA 42.1
BESTWALL	GAUGING PLASTER—White (SATIN SPAR)	C 28-57	SS-P-402 (G)	ASA 42.1
	Local	C 28-57	SS-P-402 (G)	ASA 42.1
BESTWALL	MOULDING PLASTER—White (SUNFLOWER)	C 59-50	—	—
	Local			

*Glass Fibered unless Specified Sisal

In some instances the Specification does not reflect all the details of an item as the depth of taper on taper edge board, the different thicknesses and the core composition in Firestop, the finish on wood grain gypsum board, etc

MISCELLANEOUS PRODUCTS

BRAND	PRODUCT	ASTM STANDARDS	FEDERAL SPEC.	APPLIED UNDER
BESTWALL	JOINT SYSTEM	—	—	ASA 97.1
BESTWALL	GYPSTEEL PLANK	C 377-56T Long Span Slab	SS-S-439 Type I	—
BESTWALL	METRO MIX	C 317-55	—	ASA 59.1
BESTWALL	FORM BOARD	C 318-55	—	ASA 59.1

Any question not answered by the information on this sheet or available in the District Sales Office should be referred to the General Sales Office. Be sure to give all information as to issuing office, date of specification, job description, location, enforcing party, product involved, description of use if other than normal, amount involved, etc. This is particularly important when special limitations under standard specifications are involved.

Each Bestwall Certain-teed Sales Corporation District Sales office has a book of applicable Federal Specifications. Each specification is prepared with a detailed analysis prepared by the Laboratory of which Bestwall products meet the specification and any limitations. The District Sales Manager is authorized to write a letter of certification in accordance with the Laboratory analysis.

BW-58105-R—1M—6-59

SGP 0027289