PLAINTIFF'S EXHIBIT

CAP-1074

A/C PIPE PRODUCERS ASSOCIATION
Suite 1113, 1625 Connecticut Ave., N.W., Washington, D.C. 20009

CONFIDENTIAL REPORT

COMPANY: Cement Asbestos Prod. Co.

YEAR XXXXXX OF: 19 71

DOMESTIC - PRESSURE PIPE SHIPMENTS - THOUSANDS OF FEET

	REGION	NOMINAL PIPE DIAMETER - INCHES 4	6	8	10	12	14	16	REGION TOTAL
CLASS 100	NORTHEAST								
	MIDDLE ATLANTIC								
	E.N. CENTRAL				2				2
	W.N. CENTRAL								
	SOUTH ATLANTIC		26		5	2			33
	E.S. CENTRAL		1						1
	W.S. CENTRAL		3	15	3				21
	MOUNTAIN		13	2	6	2			23
	PACIFIC								
	SIZE TOTAL		43	17	16	4			80
CLASS 150	NORTHEAST								
	MIDDLE ATLANTIC								
	E.N. CENTRAL	7	106	41	5	6		10	175
	W.N. CENTRAL	9	16	2	1	5	4	3	40
	SOUTH ATLANTIC	47	758	369	90	113	13	3	1393
	E.S. CENTRAL	19	71	161	20	33	1	1	306
	W.S. CENTRAL	47	711	306	125	151	8	1	1349
	MOUNTAIN	9	48	15	2	8		6	88
	PACIFIC	1	21	10	1	4			37
	SIZE TOTAL	139	1731	904	244	320	26	24	3388
CLASS 200	NORTHEAST								
	MIDDLE ATLANTIC								
	E.N. CENTRAL		45	108	27	49		3	232
	W.N. CENTRAL	5							5
	SOUTH ATLANTIC		24	4		4			32
	E.S. CENTRAL			10	5	24			39
	W.S. CENTRAL	1	258	98	3	18	4	3	385
	MOUNTAIN		4		1				5
	PACIFIC								
	SIZE TOTAL	6	331	220	36	95	4	6	698
COMBINED CLASSES	NORTHEAST								
	MIDDLE ATLANTIC								
	E.N. CENTRAL	7	151	149	34	55		13	409
	W.N. CENTRAL	14	16	2	1	5	4	3	45
	SOUTH ATLANTIC	47	808	373	95	119	13	3	1458
	E.S. CENTRAL	19	72	171	25	57	1	1	346
	W.S. CENTRAL	48	972	419	131	169	12	4	1755
	MOUNTAIN	9	65	17	9	10		6	116
	PACIFIC	1	21	10	1	4			37
	SIZE TOTAL	145	2105	1141	296	419	30	30	4166

NAME Phillip J Colma

(5/73)

EQUIVALENT TONNAGE: 39,120

GROSS AGGREGATE TONNAGE: 40,223

CAPCO IEN 0024566

A/C PIPE PRODUCERS ASSOCIATION
Suite 1113, 1875 Connecticut Ave., N.W., Washington, D.C. 2000

CONFIDENTIAL REPORT	
COMPANY	A/C PIPE PROD. ASSOC.
MONTH OF	Jan. thru Dec. 19 70

DOMESTIC - PRESSURE PIPE SHIPMENTS - THOUSANDS OF FEET

	REGION	NOMINAL PIPE DIAMETER - INCHES 4	6	8	10	12	14	16	REGION TOTAL
CLASS 100	NORTHEAST								
	MIDDLE ATLANTIC								
	E.N. CENTRAL								
	W.N. CENTRAL								
	SOUTH ATLANTIC								
	E.S. CENTRAL								
	W.S. CENTRAL								
	MOUNTAIN								
	PACIFIC								
	SIZE TOTAL								
SS 150	NORTHEAST								
	MIDDLE ATLANTIC								
	E.N. CENTRAL								
	W.N. CENTRAL								
	SOUTH ATLANTIC								
	E.S. CENTRAL								
	W.S. CENTRAL								
	MOUNTAIN								
	PACIFIC								
	SIZE TOTAL								
CLASS 200	NORTHEAST								
	MIDDLE ATLANTIC								
	E.N. CENTRAL								
	W.N. CENTRAL								
	SOUTH ATLANTIC								
	E.S. CENTRAL								
	W.S. CENTRAL								
	MOUNTAIN								
	PACIFIC								
	SIZE TOTAL								
3INED CLASSES	NORTHEAST								
	MIDDLE ATLANTIC								
	E.N. CENTRAL								
	W.N. CENTRAL								
	SOUTH ATLANTIC								
	E.S. CENTRAL								
	W.S. CENTRAL								
	MOUNTAIN								
	PACIFIC								
	SIZE TOTAL								

REPORT NOTATION:

As per approved reporting schedule, only equivalent and gross aggregate tonnage is reported for this year. Footage reporting commences for the year 1971.

EQUIVALENT TONNAGE	420,451
GROSS AGGREGATE TONNAGE	715,216

NAME Mary C. Monfred

(5/73)

CAPCO JFN 0024566

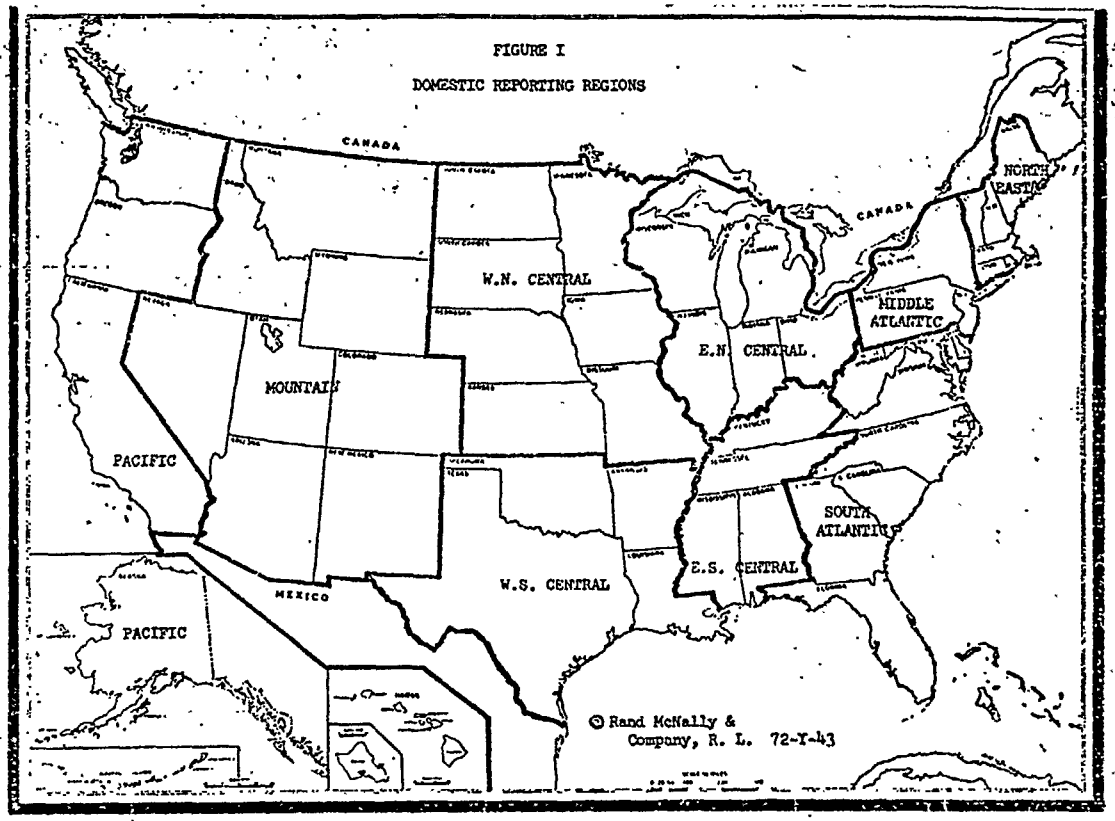

GENERAL INSTRUCTIONS

1. This report is to be forwarded to A/C PIPE PRODUCERS ASSOCIATION (hereinafter referred to as the "Association"). Attention of Executive Director, Suite 1113, Universal Building, North, 1875 Connecticut Avenue, N.W., Washington, D.C. 20009 within 45 days following the month for which the report is made.

   This report and the information contained in it will be kept confidential by the Association. The data regarding shipments contained in this report will be consolidated with similar data for the same month from other reporting companies. Only the totals for each category will be reported by the Association. No totals will be reported by the Association for any category until such time as at least three companies have reported shipments in such category for a period of three consecutive months.

2. Do not include in your report shipments by your company to other AACPP members. Products shipped by your company to another AACPP member will be reported by that member upon shipment by it.

3. For purposes of this report PRESSURE pipe is defined as ASBESTOS-CEMENT pipe which is in conformance with CLASS 100, 150, and 200 specifications and which is shipped to a final destination within the continental U.S., including Alaska and Hawaii.

4. SHIPMENTS for purposes of this report mean FOOTAGE shipped in thousands of feet.

5. For purposes of this report: (a) Monthly EQUIVALENT TONNAGE means tons equivalent to total footage of 4-inch thru 16-inch pressure pipe shipped to all regions regardless of Class and/or diameter. (b) GROSS AGGREGATE TONNAGE means total monthly tonnage of all domestic A/C pipe shipments.

6. REGIONS for purposes of this report correspond to standard Department of Commerce reporting areas as geographically depicted in FIGURE I.

7. The person at the reporting company to whom questions concerning the report are to be directed by the Association should be designated in the space provided in the lower left-hand corner of the report.

CARCO JEN 0024567

A/C PIPE PRODUCERS ASSOCIATION
SUITE 1113, 1875 CONNECTICUT AVENUE, N.W.
WASHINGTON, D.C. 20009

-CONFIDENTIAL-

SUMMARY SHEET
DOMESTIC A/C NON-PRESSURE SEWER PIPE SHIPMENTS

AACPP REPORTING YEAR

	1968	1969	1970	1971	1972	1973	1974 (To Date)*	1975	1976	1977
1. Footage - Ft. x 10^3	-	-	-	28,283	25,059	22,956				
2. Percent By Class										
Class 1500	-	-	-	*	*	*				
Class 2400	-	-	-	*	*	*				
Class 3300	-	-	-	*	*	*				
Class 4000	-	-	-	*	*	*				
Class 5000	-	-	-	*	*	*				
3. Percent By Size										
4 Inch	-	-	-	*	*	*				
5 Inch	-	-	-	*	*	*				
6 Inch	-	-	-	*	*	*				
8 Inch	-	-	-	*	*	*				
10 Inch	-	-	-	*	*	*				
12 Inch	-	-	-	*	*	*				
14-36 Inch	-	-	-	*	*	*				
4. Percent By Region										
Northeast	-	-	-	*	*	*				
Middle Atlantic	-	-	-	*	*	*				
E.N. Central	-	-	-	*	*	*				
W.N. Central	-	-	-	*	*	*				
South Atlantic	-	-	-	*	*	*				
E.S. Central	-	-	-	*	*	*				
W.S. Central	-	-	-	*	*	*				
Mountain	-	-	-	*	*	*				
Pacific	-	-	-	*	*	*				

*Percentages not shown since data was not available from all reporting companies.

(over)

CAPCO JEN 0024568

A/C PIPE PRODUCERS ASSOCIATION
SUITE 1113, 1875 CONNECTICUT AVENUE, N.W.
WASHINGTON, D.C. 20009

-CONFIDENTIAL-

SUMMARY SHEET
DOMESTIC A/C NON-PRESSURE SEWER PIPE SHIPMENTS

AACPP REPORTING YEAR

	1968	1969	1970	1971	1972	1973	1974 (To Date)*	1975	1976	1977
5. Tonnage - Tons										
Gross Aggregate[1]	781,909	839,100	715,216	753,607	834,577	897,203				
Total	112,590	154,495	163,211	201,409	211,251	207,661				
Equivalent	98,128	131,321	140,243	177,139	170,680	168,017				
Total - %[2]	14.40	18.41	22.82	26.73	25.31	23.15				
Equivalent - %[2]	12.55	15.65	19.61	23.51	20.45	18.73				
Total/Equivalent	1.15	1.18	1.16	1.14	1.24	1.24				
6. Shipment Ratios Without Fittings										
Average Tons/Ft.	-	-	-	0.0063	0.0068	0.0073				
Average Lbs./Ft.	-	-	-	12.53	13.62	14.64				
Average Ft./Ton	-	-	-	159.66	146.82	136.63				

NOTES: 1. GROSS AGGREGATE TONNAGE means total annual tonnage of all domestic A/C pipe shipments.

2. Percentage (%) based on GROSS AGGREGATE TONNAGE equaling 100%.

CABCO IEN 000460

A/C PIPE PRODUCERS ASSOCIATION
SUITE 1113, 1875 CONNECTICUT AVENUE, N.W.
WASHINGTON, D.C. 20009

-CONFIDENTIAL-

DOMESTIC A/C PRESSURE PIPE SHIPMENTS*
FOOTAGE

* 4" Thru 16" Diameter Pressure Pipe

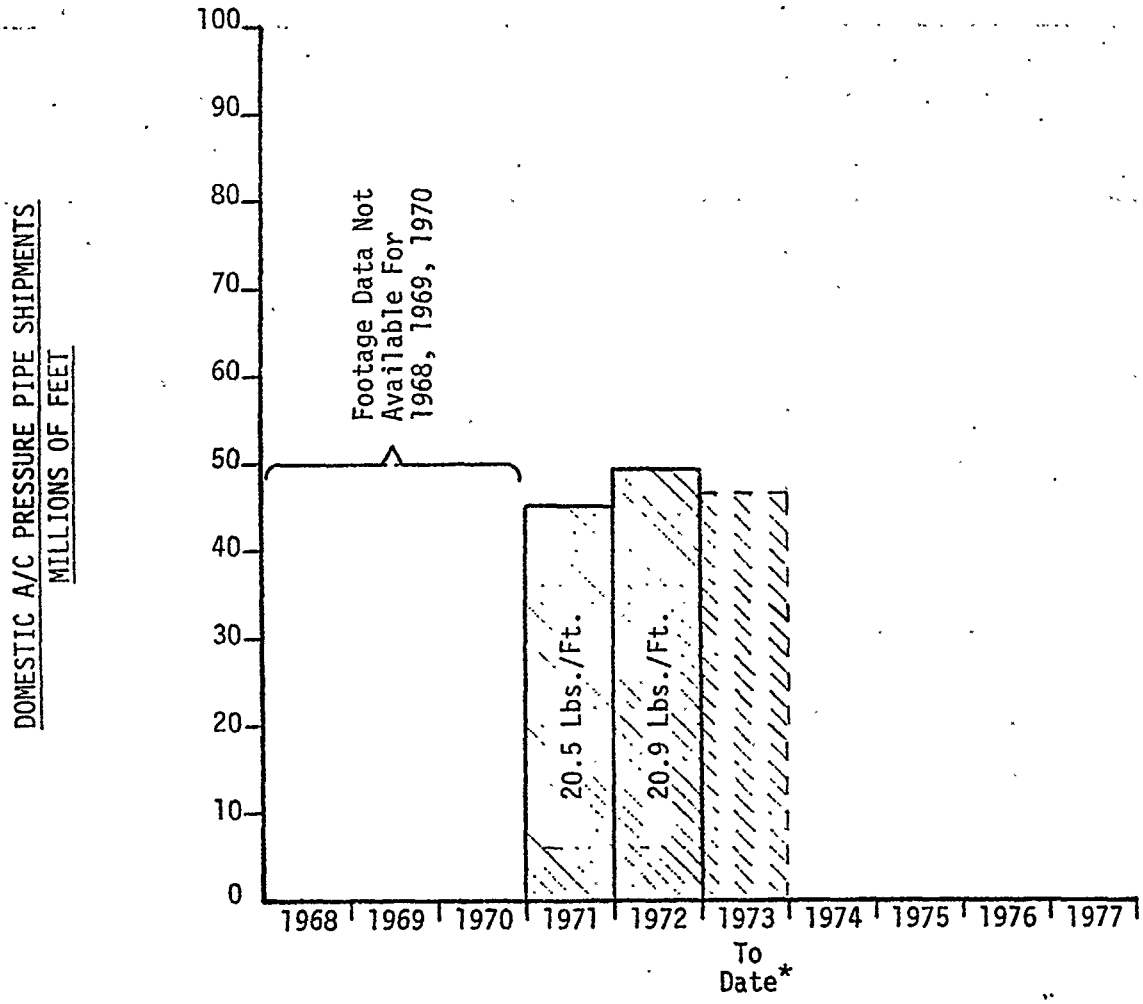

Note: Weight figures shown represent average pounds per foot for all pressure pipe shipments during reporting year.

* January thru November, 1973

A/C PIPE PRODUCERS ASSOCIATION
SUITE 1101, 1875 CONNECTICUT AVENUE N.W.
WASHINGTON, D.C. 20009

-CONFIDENTIAL-

SUMMARY SHEET
DOMESTIC A/C PRESSURE PIPE SHIPMENTS

AACPP REPORTING YEAR

	1968	1969	1970	1971	1972	1973 (To Date)*	1974	1975	1976	1977
1. Footage - Ft. x 10^3	-	-	-	45,006	49,106	46,525				
2. Percent By Class										
Class 100	-	-	-	2.58	1.96	1.83				
Class 150	-	-	-	86.94	86.27	84.53				
Class 200	-	-	-	10.48	11.77	13.64				
3. Percent By Size										
4 Inch	-	-	-	7.47	6.38	5.66				
6 Inch	-	-	-	41.82	41.39	39.79				
8 Inch	-	-	-	29.33	30.21	29.90				
10 Inch	-	-	-	6.45	6.82	7.52				
12 Inch	-	-	-	11.86	12.12	13.68				
14 Inch	-	-	-	1.02	1.15	1.28				
16 Inch	-	-	-	2.05	1.94	2.17				
4. Percent By Region										
Northeast	-	-	-	2.60	2.14	1.50				
Middle Atlantic	-	-	-	6.61	5.01	4.51				
E.N. Central	-	-	-	9.64	7.64	7.91				
W.N. Central	-	-	-	2.73	2.80	2.49				
South Atlantic	-	-	-	15.68	17.65	16.56				
E.S. Central	-	-	-	2.26	2.36	2.14				
W.S. Central	-	-	-	21.37	22.12	22.16				
Mountain	-	-	-	14.96	15.82	17.24				
Pacific	-	-	-	24.15	24.46	25.49				
5. Tonnage - Tons										
Gross Aggregate	781,909	839,100	715,216	753,607	834,577	843,516				
Equivalent	510,674	516,757	420,451	461,067	512,680	479,092				
Equivalent - %	65.31	61.58	58.79	61.18	61.43	56.80				
6. Shipment Ratios										
Average Tons/Ft.	-	-	-	0.0102	0.0104	0.0103				
Average Lbs./Ft.	-	-	-	20.49	20.88	20.60				
Average Ft./Ton	-	-	-	97.61	95.78	97.11				

* January thru November 1973

STATISTICAL DATA - DOMESTIC PRESSURE PIPE (CLASS) SHIPMENTS

REPORTING SCHEDULE

Year	Reporting Requirements
1968 1969 1970	1. Annual Aggregate Tonnage a. All A/C pipe shipments b. 4-inch thru 16-inch diameter pressure (class) pipe shipments
1971 1972	1. Annual Aggregate Tonnage a. All A/C pipe shipments b. 4-inch thru 16-inch diameter pressure (class) pipe shipments 2. Annual Footage a. 4-inch thru 16-inch diameter pressure (class) pipe shipments by diameter, by class, by geographical region (i.e. as per proposed format)
1973*** etc.	1. Monthly Tonnage a. All A/C pipe shipments b. 4-inch thru 16-inch diameter pressure (class) pipe shipments 2. Monthly Footage a. 4-inch thru 16-inch diameter pressure (class) pipe shipments by diameter, by class, by geographical region (i.e. as per proposed format)

*** Reports due within 45 days of last day of month in question.

A/C PIPE PRODUCERS ASSOCIATION

PRESSURE PIPE SHIPMENTS

REPORTING SCHEDULE

Reporting Month	*Submission Date	**Issue Date
January	March 15	April 15
February	April 15	May 15
March	May 15	June 15
April	June 15	July 15
May	July 15	August 15
June	August 15	September 15
July	September 15	October 15
August	October 15	November 15
September	November 15	December 15
October	December 15	January 15
November	January 15	February 15
December	February 15	March 15

* Pressure pipe shipment data is due 45 days after the last day of the reporting month. The Submission Date reflects the final due date for pressure pipe shipment data.

** The AACPP Consolidated Pressure Pipe Shipment Report will be issued no later than the date indicated.

(6/73)

/C PIPE PRODUCERS ASSOCIATION
[illegible] Connecticut Ave., N.W., Washington, D.C. 20009

CONFIDENTIAL REPORT	
COMPANY	Cement Asbestos Prod. Co.
YEAR ~~XXXXXX~~ OF	19 72

DOMESTIC - PRESSURE PIPE SHIPMENTS - THOUSANDS OF FEET

	REGION	NOMINAL PIPE DIAMETER - INCHES 4	6	8	10	12	14	16	REGION TOTAL
CLASS 100	NORTHEAST								
	MIDDLE ATLANTIC								
	E.N. CENTRAL			3		1			4
	W.N. CENTRAL	1	3	5	7	4			20
	SOUTH ATLANTIC	2	22	1	2	5		2	34
	E.S. CENTRAL		3	8	1				12
	W.S. CENTRAL	4	21	35	5	2	33		100
	MOUNTAIN	2	12	19	21	4			58
	PACIFIC								
	SIZE TOTAL	9	61	71	36	16	33	2	228
CLASS 150	NORTHEAST								
	MIDDLE ATLANTIC		2	1		3	4		10
	E.N. CENTRAL	8	114	60	10	17			209
	W.N. CENTRAL	13	46	71	16	18	3	1	168
	SOUTH ATLANTIC	89	756	353	98	274	7	26	1603
	E.S. CENTRAL	9	106	138	65	12			330
	W.S. CENTRAL	23	501	368	75	95	5	87	1154
	MOUNTAIN	4	45	33	6	12			100
	PACIFIC	1	35	30	4	5		3	78
	SIZE TOTAL	147	1605	1054	274	436	19	117	3652
CLASS 200	NORTHEAST								
	MIDDLE ATLANTIC				18	14	3		35
	E.N. CENTRAL	6	43	67	3	14		1	134
	W.N. CENTRAL								
	SOUTH ATLANTIC	17	117	47	2	25			208
	E.S. CENTRAL		35	26	1	4			66
	W.S. CENTRAL	9	273	129	16	21	1		449
	MOUNTAIN		3						3
	PACIFIC								
	SIZE TOTAL	32	471	269	40	78	4	1	895
COMBINED CLASSES	NORTHEAST								
	MIDDLE ATLANTIC		2	1	18	17	7		45
	E.N. CENTRAL	14	157	130	13	32		1	347
	W.N. CENTRAL	14	49	76	23	22	3	1	188
	SOUTH ATLANTIC	108	895	401	102	304	7	28	1845
	E.S. CENTRAL	9	144	172	67	16			408
	W.S. CENTRAL	36	795	532	96	118	39	87	1703
	MOUNTAIN	6	60	52	27	16			161
	PACIFIC	1	35	30	4	5		3	78
	SIZE TOTAL	188	2137	1394	350	530	56	120	4775

EQUIVALENT TONNAGE	52,405
GROSS AGGREGATE TONNAGE	56,030

NAME Phillip J Cebra

(5/73)

A/C PIPE PRODUCERS ASSOCIATION
Suite 1113, 1875 Connecticut Ave., N.W., Washington, D.C. 20009

CONFIDENTIAL REPORT	
COMPANY	A/C PIPE PROD. ASSOC.
MONTH OF	Jan. thru Dec. 1972

DOMESTIC - PRESSURE PIPE SHIPMENTS - THOUSANDS OF FEET

	REGION	NOMINAL PIPE DIAMETER - INCHES 4	6	8	10	12	14	16	REGION TOTAL
CLASS 100	NORTHEAST	0	4	6	0	2	0	1	13
	MIDDLE ATLANTIC	0	8	14	3	2	2	58	87
	E.N. CENTRAL	1	14	15	7	12	3	2	54
	W.N. CENTRAL	1	15	24	11	5	0	0	56
	SOUTH ATLANTIC	5	45	42	17	14	5	2	130
	E.S. CENTRAL	7	9	9	9	3	5	0	42
	W.S. CENTRAL	7	51	55	27	4	72	11	227
	MOUNTAIN	7	64	52	50	27	3	2	205
	PACIFIC	7	45	43	28	13	3	9	148
	SIZE TOTAL	35	255	260	152	82	93	85	962
SS 150	NORTHEAST	52	293	484	81	94	0	22	1026
	MIDDLE ATLANTIC	90	888	757	137	291	10	51	2224
	E.N. CENTRAL	159	956	858	213	359	18	31	2594
	W.N. CENTRAL	83	464	343	97	149	32	19	1187
	SOUTH ATLANTIC	640	3419	1996	568	1136	55	168	7982
	E.S. CENTRAL	52	414	306	163	89	0	4	1028
	W.S. CENTRAL	335	2756	2729	461	1238	76	257	7852
	MOUNTAIN	688	3586	1628	371	827	95	53	7248
	PACIFIC	766	4326	3853	817	1124	147	189	11222
	SIZE TOTAL	2865	17102	12954	2908	5307	433	794	42363
CLASS 200	NORTHEAST	2	4	8	1	0	0	0	15
	MIDDLE ATLANTIC	5	33	48	33	30	3	0	152
	E.N. CENTRAL	22	328	472	59	180	9	32	1102
	W.N. CENTRAL	9	24	42	16	21	8	10	130
	SOUTH ATLANTIC	23	366	116	9	38	1	2	555
	E.S. CENTRAL	1	41	28	15	4	2	0	91
	W.S. CENTRAL	86	1886	609	61	131	1	8	2782
	MOUNTAIN	22	119	72	35	56	2	8	314
	PACIFIC	61	166	225	61	102	13	12	640
	SIZE TOTAL	231	2967	1620	290	562	39	72	5781
TED CLASSES	NORTHEAST	54	301	498	82	96	0	23	1054
	MIDDLE ATLANTIC	95	929	819	173	323	15	109	2463
	E.N. CENTRAL	182	1298	1345	279	551	30	65	3750
	W.N. CENTRAL	93	503	409	124	175	40	29	1373
	SOUTH ATLANTIC	668	3830	2154	594	1188	61	172	8667
	E.S. CENTRAL	60	464	343	187	96	7	4	1161
	W.S. CENTRAL	428	4693	3393	549	1373	149	276	10861
	MOUNTAIN	717	3769	1752	456	910	109	63	7767
	PACIFIC	834	4537	4121	906	1239	163	210	12010
	SIZE TOTAL	3131	20324	14834	3350	5961	565	951	49106

EQUIVALENT TONNAGE	512,689
GROSS AGGREGATE TONNAGE	834,577

NAME Mary C. Monfred

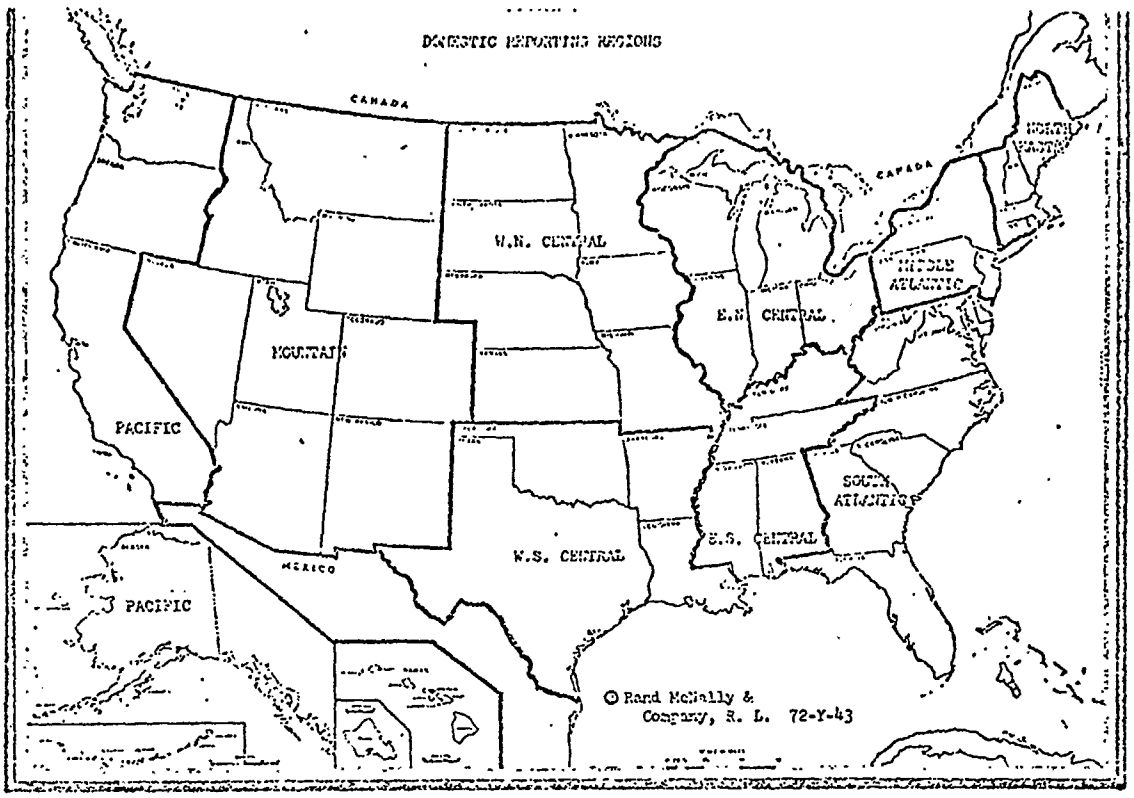

GENERAL INSTRUCTIONS

1. This report is to be forwarded to A/C PIPE PRODUCERS ASSOCIATION (hereinafter referred to as the "Association"). Attention of Executive Director, Suite 1113, Universal Building, North, 1875 Connecticut Avenue, N.W., Washington, D.C. 20009 within 45 days following the month for which the report is made.

   This report and the information contained in it will be kept confidential by the Association. The data regarding shipments contained in this report will be consolidated with similar data for the same month from other reporting companies. Only the totals for each category will be reported by the Association. No totals will be reported by the Association for any category until such time as at least three companies have reported shipments in such category for a period of three consecutive months.

2. Do not include in your report shipments by your company to other AACPP members. Products shipped by your company to another AACPP member will be reported by that member upon shipment by it.

3. For purposes of this report PRESSURE pipe is defined as ASBESTOS-CEMENT pipe which is in conformance with CLASS 100, 150, and 200 specifications and which is shipped to a final destination within the continental U.S., including Alaska and Hawaii.

4. SHIPMENTS for purposes of this report mean FOOTAGE shipped in thousands of feet.

5. For purposes of this report: (a) Monthly EQUIVALENT TONNAGE means tons equivalent to total footage of 4-inch thru 16-inch pressure pipe shipped to all regions regardless of Class and/or diameter. (b) GROSS AGGREGATE TONNAGE means total monthly tonnage of all domestic A/C pipe shipments.

6. REGIONS for purposes of this report correspond to standard Department of Commerce reporting areas as geographically depicted in FIGURE I.

7. The person at the reporting company to whom questions concerning the report are to be directed by the Association should be designated in the space provided in the lower left-hand corner of the report.

A/C PIPE PRODUCERS ASSOCIATION
Suite 1110, 1875 Connecticut Ave., N.W., Washington, D.C. 20009

CONFIDENTIAL REPORT
COMPANY
MONTH OF 19 72

DOMESTIC - PRESSURE PIPE SHIPMENTS - THOUSANDS OF FEET

	REGION	NOMINAL PIPE DIAMETER - INCHES 4	6	8	10	12	14	16	REGION TOTAL
CLASS 100	NORTHEAST								
	MIDDLE ATLANTIC								
	E.N. CENTRAL			3		1			4
	W.N. CENTRAL	1	3	5	7	4			20
	SOUTH ATLANTIC	2	22	1	2	5		2	34
	E.S. CENTRAL		3	8	1				12
	W.S. CENTRAL	4	21	35	5	2	33		100
	MOUNTAIN	2	12	19	21	4			58
	PACIFIC								
	SIZE TOTAL	9	61	71	36	16	33	2	228
CLASS 150	NORTHEAST								
	MIDDLE ATLANTIC		2	1		3	4		10
	E.N. CENTRAL	8	114	60	10	17			209
	W.N. CENTRAL	13	46	71	16	18	3	1	168
	SOUTH ATLANTIC	89	756	353	98	274	7	26	1603
	E.S. CENTRAL	9	106	138	65	12			330
	W.S. CENTRAL	23	501	368	75	95	5	87	1154
	MOUNTAIN	4	45	33	6	12			100
	PACIFIC	1	35	30	4	6		3	78
	SIZE TOTAL	147	1605	1054	274	436	19	117	3452
CLASS 200	NORTHEAST								
	MIDDLE ATLANTIC				18	14	3		35
	E.N. CENTRAL	6	43	67	3	14		1	134
	W.N. CENTRAL								
	SOUTH ATLANTIC	17	117	47	2	25			208
	E.S. CENTRAL		35	26	1	4			66
	W.S. CENTRAL	9	273	129	16	21	1		449
	MOUNTAIN		3						3
	PACIFIC								
	SIZE TOTAL	32	471	269	40	78	4	1	895
COMBINED CLASSES	NORTHEAST								
	MIDDLE ATLANTIC		2	1	18	17	7		45
	E.N. CENTRAL	14	154	130	13	32		1	344
	W.N. CENTRAL	14	49	76	23	22	3	1	188
	SOUTH ATLANTIC	108	895	401	102	304	7	28	1845
	E.S. CENTRAL	9	144	172	67	16			408
	W.S. CENTRAL	36	795	532	96	118	39	87	1703
	MOUNTAIN	6	60	52	27	16			161
	PACIFIC	1	35	30	4	5		3	78
	SIZE TOTAL	188	2137	1394	350	530	56	120	4775

EQUIVALENT TONNAGE 52405

GROSS AGGREGATE TONNAGE 560 30

NAME _____

(5/73)

A/C PIPE PRODUCERS ASSOCIATION
Suite 1113, 1675 Connecticut Ave., N.W., Washington, D.C. 20009

CONFIDENTIAL REPORT

COMPANY [illegible]

MONTH OF [illegible] 197[illegible]

DOMESTIC - PRESSURE PIPE SHIPMENTS - THOUSANDS OF FEET

	REGION	NOMINAL PIPE DIAMETER - INCHES 4	6	8	10	12	14	16	REGION TOTAL
CLASS 100	NORTHEAST								
	MIDDLE ATLANTIC								
	E.N. CENTRAL								
	W.N. CENTRAL				2.				2.
	SOUTH ATLANTIC								
	E.S. CENTRAL			1					1
	W.S. CENTRAL			1					1
	MOUNTAIN								
	PACIFIC								
	SIZE TOTAL			2	2				
CLASS 150	NORTHEAST								
	MIDDLE ATLANTIC		2	1					3
	E.N. CENTRAL	1	19	4		2			26
	W.N. CENTRAL	4	1						5
	SOUTH ATLANTIC	11	66	56	[illegible]	[illegible]	1		143
	E.S. CENTRAL		11	2					13
	W.S. CENTRAL		[illegible]	1	[illegible]	4	[illegible]	1	[illegible]
	MOUNTAIN								
	PACIFIC	1	[illegible]	[illegible]	[illegible]	2	[illegible]	3	[illegible]
	SIZE TOTAL	17	[illegible]	[illegible]	17	[illegible]	[illegible]	[illegible]	[illegible]
CLASS 200	NORTHEAST								
	MIDDLE ATLANTIC						3		3
	E.N. CENTRAL		1			1			2
	W.N. CENTRAL								
	SOUTH ATLANTIC		4	2		12			18
	E.S. CENTRAL								
	W.S. CENTRAL	1	22	11	[illegible]	1	1		[illegible]
	MOUNTAIN								
	PACIFIC								
	SIZE TOTAL	1	27	[illegible]	1	[illegible]	[illegible]		[illegible]
COMBINED CLASSES	NORTHEAST								
	MIDDLE ATLANTIC		2	1	[illegible]	[illegible]	[illegible]		[illegible]
	E.N. CENTRAL	1	[illegible]	[illegible]		[illegible]			[illegible]
	W.N. CENTRAL	[illegible]	1		[illegible]				[illegible]
	SOUTH ATLANTIC		[illegible]			43	[illegible]		[illegible]
	E.S. CENTRAL		[illegible]	3					[illegible]
	W.S. CENTRAL	[illegible]	[illegible]	29	9	[illegible]	[illegible]		[illegible]
	MOUNTAIN								
	PACIFIC	1	15	[illegible]	[illegible]			[illegible]	[illegible]
	SIZE TOTAL	[illegible]	196	[illegible]	[illegible]	7[illegible]	[illegible]	[illegible]	[illegible]

EQUIVALENT TONNAGE 3805

GROSS AGGREGATE TONNAGE 4373

NAME _____

(5/73)

A/C PIPE PRODUCERS ASSOCIATION
Suite 1110, 1875 Connecticut Ave., N.W., Washington, D.C. 20009

CONFIDENTIAL REPORT
COMPANY
MONTH OF 19

DOMESTIC - PRESSURE PIPE SHIPMENTS - THOUSANDS OF FEET

	REGION	NOMINAL PIPE DIAMETER - INCHES 4	6	8	10	12	14	16	REGION TOTAL
CLASS 100	NORTHEAST								
	MIDDLE ATLANTIC								
	E.N. CENTRAL								
	W.N. CENTRAL			1					4
	SOUTH ATLANTIC	2				2			
	E.S. CENTRAL								
	W.S. CENTRAL			1		2			
	MOUNTAIN								
	PACIFIC								
	SIZE TOTAL	2		2		4			8
CLASS 150	NORTHEAST								
	MIDDLE ATLANTIC								
	E.N. CENTRAL								
	W.N. CENTRAL								
	SOUTH ATLANTIC								
	E.S. CENTRAL								
	W.S. CENTRAL								
	MOUNTAIN								
	PACIFIC								
	SIZE TOTAL								
CLASS 200	NORTHEAST								
	MIDDLE ATLANTIC								
	E.N. CENTRAL								
	W.N. CENTRAL								
	SOUTH ATLANTIC								
	E.S. CENTRAL								
	W.S. CENTRAL		10						
	MOUNTAIN								
	PACIFIC								
	SIZE TOTAL								
COMBINED CLASSES	NORTHEAST								
	MIDDLE ATLANTIC								
	E.N. CENTRAL								
	W.N. CENTRAL								
	SOUTH ATLANTIC								
	E.S. CENTRAL								
	W.S. CENTRAL								
	MOUNTAIN								
	PACIFIC								
	SIZE TOTAL								

EQUIVALENT TONNAGE 3500

GROSS AGGREGATE TONNAGE 3931

NAME _____

(5/73)

A/C PIPE PRODUCERS ASSOCIATION
Suite 1113, 1875 Connecticut Ave., N.W., Washington, D.C. 20009

CONFIDENTIAL REPORT

COMPANY

MONTH OF 19 72

DOMESTIC - PRESSURE PIPE SHIPMENTS - THOUSANDS OF FEET

	REGION	NOMINAL PIPE DIAMETER - INCHES 4	6	8	10	12	14	16	REGION TOTAL
CLASS 100	NORTHEAST								
	MIDDLE ATLANTIC								
	E.N. CENTRAL								
	W.N. CENTRAL								
	SOUTH ATLANTIC								
	E.S. CENTRAL								
	W.S. CENTRAL								
	MOUNTAIN								
	PACIFIC								
	SIZE TOTAL								
CLASS 150	NORTHEAST								
	MIDDLE ATLANTIC								
	E.N. CENTRAL								
	W.N. CENTRAL								
	SOUTH ATLANTIC								
	E.S. CENTRAL								
	W.S. CENTRAL								
	MOUNTAIN								
	PACIFIC								
	SIZE TOTAL								
CLASS 200	NORTHEAST								
	MIDDLE ATLANTIC								
	E.N. CENTRAL								
	W.N. CENTRAL								
	SOUTH ATLANTIC								
	E.S. CENTRAL								
	W.S. CENTRAL								
	MOUNTAIN								
	PACIFIC								
	SIZE TOTAL								
COMBINED CLASSES	NORTHEAST								
	MIDDLE ATLANTIC								
	E.N. CENTRAL								
	W.N. CENTRAL								
	SOUTH ATLANTIC								
	E.S. CENTRAL								
	W.S. CENTRAL								
	MOUNTAIN								
	PACIFIC								
	SIZE TOTAL								

EQUIVALENT TONNAGE 5065

GROSS AGGREGATE TONNAGE 5129

NAME _____

(5/73)

A/C PIPE PRODUCERS ASSOCIATION
Suite 1113, 1875 Connecticut Ave., N.W., Washington, D.C. 20009

CONFIDENTIAL REPORT
COMPANY
MONTH OF July 19 72

DOMESTIC - PRESSURE PIPE SHIPMENTS - THOUSANDS OF FEET

	REGION	NOMINAL PIPE DIAMETER - INCHES 4	6	8	10	12	14	16	REGION TOTAL
CLASS 100	NORTHEAST								
	MIDDLE ATLANTIC								
	E.N. CENTRAL					1			1
	W.N. CENTRAL	1	1	2	2				5
	SOUTH ATLANTIC		2	1		1			4
	E.S. CENTRAL			1	1				2
	W.S. CENTRAL			1					1
	MOUNTAIN		1			3			4
	PACIFIC								
	SIZE TOTAL	1	4	5	3	5			18
CLASS 150	NORTHEAST								
	MIDDLE ATLANTIC								
	E.N. CENTRAL		2	1		2			5
	W.N. CENTRAL		10	13	1	1			25
	SOUTH ATLANTIC	10	7	4	1	9		3	34
	E.S. CENTRAL		5	1	1	4			11
	W.S. CENTRAL		2	4		5			11
	MOUNTAIN		2						2
	PACIFIC					1			1
	SIZE TOTAL	10	28	23	3	22		3	89
CLASS 200	NORTHEAST								
	MIDDLE ATLANTIC								
	E.N. CENTRAL		3	4					7
	W.N. CENTRAL								
	SOUTH ATLANTIC		23	12	2				37
	E.S. CENTRAL								
	W.S. CENTRAL		11	14	1	2			28
	MOUNTAIN								
	PACIFIC								
	SIZE TOTAL		37	30	3	2			72
COMBINED CLASSES	NORTHEAST								
	MIDDLE ATLANTIC								
	E.N. CENTRAL		19	3		3			25
	W.N. CENTRAL	1	11	15	2	1			30
	SOUTH ATLANTIC	12	32	17	3	9		3	76
	E.S. CENTRAL		5	3	1	4			13
	W.S. CENTRAL		13	18	1	7		3	42
	MOUNTAIN		5	5		3			13
	PACIFIC					1			1
	SIZE TOTAL	13	112	61	7	28		6	227

EQUIVALENT TONNAGE 3448
GROSS AGGREGATE TONNAGE 3479

NAME _____

(5/73)

A/C PIPE PRODUCERS ASSOCIATION
Suite 1113, 1875 Connecticut Ave., N.W., Washington, D.C. 20009

CONFIDENTIAL REPORT

COMPANY

MONTH OF 19

DOMESTIC - PRESSURE PIPE SHIPMENTS - THOUSANDS OF FEET

	REGION	NOMINAL PIPE DIAMETER - INCHES 4	6	8	10	12	14	16	REGION TOTAL
CLASS 100	NORTHEAST								
	MIDDLE ATLANTIC								
	E.N. CENTRAL								
	W.N. CENTRAL								
	SOUTH ATLANTIC								
	E.S. CENTRAL								
	W.S. CENTRAL								
	MOUNTAIN								
	PACIFIC								
	SIZE TOTAL								
CLASS 150	NORTHEAST								
	MIDDLE ATLANTIC								
	E.N. CENTRAL								
	W.N. CENTRAL								
	SOUTH ATLANTIC								
	E.S. CENTRAL								
	W.S. CENTRAL								
	MOUNTAIN								
	PACIFIC								
	SIZE TOTAL								
CLASS 200	NORTHEAST								
	MIDDLE ATLANTIC								
	E.N. CENTRAL								
	W.N. CENTRAL								
	SOUTH ATLANTIC								
	E.S. CENTRAL								
	W.S. CENTRAL								
	MOUNTAIN								
	PACIFIC								
	SIZE TOTAL								
COMBINED CLASSES	NORTHEAST								
	MIDDLE ATLANTIC								
	E.N. CENTRAL								
	W.N. CENTRAL								
	SOUTH ATLANTIC								
	E.S. CENTRAL								
	W.S. CENTRAL								
	MOUNTAIN								
	PACIFIC								
	SIZE TOTAL								

EQUIVALENT TONNAGE 6411

GROSS AGGREGATE TONNAGE 6996

NAME

(5/73)

CARCO JEN 0024582

A/C PIPE PRODUCERS ASSOCIATION
Suite 1115, 1375 Connecticut Ave., N.W., Washington, D.C. 20002

CONFIDENTIAL REPORT	
COMPANY	[illegible]
MONTH OF	[illegible] 19[illegible]

DOMESTIC - PRESSURE PIPE SHIPMENTS - THOUSANDS OF FEET

	REGION	NOMINAL PIPE DIAMETER - INCHES 4	6	8	10	12	14	16	REGION TOTAL
CLASS 100	NORTHEAST								
	MIDDLE ATLANTIC								
	E.N. CENTRAL			3					3
	W.N. CENTRAL					4			4
	SOUTH ATLANTIC								
	E.S. CENTRAL								
	W.S. CENTRAL		3	3					[illegible]
	MOUNTAIN			2	10				12
	PACIFIC								
	SIZE TOTAL		3	[illegible]	[illegible]	4			[illegible]
CLASS 150	NORTHEAST								
	MIDDLE ATLANTIC								
	E.N. CENTRAL	1	12	2					[illegible]
	W.N. CENTRAL		3			1			4
	SOUTH ATLANTIC	11	66	[illegible]		[illegible]		3	[illegible]
	E.S. CENTRAL		20	[illegible]	[illegible]				[illegible]
	W.S. CENTRAL		[illegible]	27		[illegible]		21	[illegible]
	MOUNTAIN		14	[illegible]		[illegible]			[illegible]
	PACIFIC		7	[illegible]					[illegible]
	SIZE TOTAL	[illegible]	[illegible]	[illegible]	[illegible]	[illegible]			[illegible]
CLASS 200	NORTHEAST								
	MIDDLE ATLANTIC								
	E.N. CENTRAL	[illegible]	[illegible]	[illegible]					[illegible]
	W.N. CENTRAL								
	SOUTH ATLANTIC	[illegible]	[illegible]	[illegible]					[illegible]
	E.S. CENTRAL								
	W.S. CENTRAL		15	7		1			[illegible]
	MOUNTAIN								
	PACIFIC								
	SIZE TOTAL	[illegible]	[illegible]	[illegible]		1			[illegible]
COMBINED CLASSES	NORTHEAST								
	MIDDLE ATLANTIC								
	E.N. CENTRAL	[illegible]	[illegible]	[illegible]					[illegible]
	W.N. CENTRAL		[illegible]			[illegible]			[illegible]
	SOUTH ATLANTIC	12	[illegible]	[illegible]		[illegible]		[illegible]	[illegible]
	E.S. CENTRAL		20	14	18				[illegible]
	W.S. CENTRAL		[illegible]	[illegible]		[illegible]		[illegible]	[illegible]
	MOUNTAIN		14	5	10	[illegible]			[illegible]
	PACIFIC		7	6					[illegible]
	SIZE TOTAL	[illegible]	[illegible]	[illegible]	[illegible]	[illegible]		[illegible]	[illegible]

EQUIVALENT TONNAGE	4261
GROSS AGGREGATE TONNAGE	4521

NAME [illegible]

(5/73)

A/C PIPE PRODUCERS' ASSOCIATION
Suite 1116, 1375 Connecticut Ave., N.W., Washington, D.C. 20009

CONFIDENTIAL REPORT	
COMPANY	[illegible]
MONTH OF	[illegible] 1972

DOMESTIC - PRESSURE PIPE SHIPMENTS - THOUSANDS OF FEET

	REGION	NOMINAL PIPE DIAMETER - INCHES 4	6	8	10	12	14	16	REGION TOTAL
CLASS 100	NORTHEAST								
	MIDDLE ATLANTIC								
	E.N. CENTRAL								
	W.N. CENTRAL								
	SOUTH ATLANTIC		2						2
	E.S. CENTRAL								
	W.S. CENTRAL			3					3
	MOUNTAIN		3	2	[illegible]				19
	PACIFIC								
	SIZE TOTAL		7	5	[illegible]				[illegible]
CLASS 150	NORTHEAST								
	MIDDLE ATLANTIC								
	E.N. CENTRAL		3	1		2			[illegible]
	W.N. CENTRAL		3			1			[illegible]
	SOUTH ATLANTIC	2	12	3[illegible]	[illegible]	34			[illegible]
	E.S. CENTRAL		[illegible]	16	[illegible]				[illegible]
	W.S. CENTRAL		[illegible]	5[illegible]	[illegible]	[illegible]		[illegible]	[illegible]
	MOUNTAIN	1	[illegible]	2		[illegible]			[illegible]
	PACIFIC		[illegible]	[illegible]					[illegible]
	SIZE TOTAL	[illegible]	1[illegible]	[illegible]	[illegible]	[illegible]		20	[illegible]
CLASS 200	NORTHEAST								
	MIDDLE ATLANTIC								
	E.N. CENTRAL		1	6		4			11
	W.N. CENTRAL								
	SOUTH ATLANTIC		[illegible]	[illegible]					[illegible]
	E.S. CENTRAL		1	[illegible]	1	4			[illegible]
	W.S. CENTRAL		12	5		3			[illegible]
	MOUNTAIN				[illegible]				
	PACIFIC								
	SIZE TOTAL		[illegible]	[illegible]	[illegible]				[illegible]
COMBINED CLASSES	NORTHEAST								
	MIDDLE ATLANTIC								
	E.N. CENTRAL		4	[illegible]		[illegible]			[illegible]
	W.N. CENTRAL		3			1			4
	SOUTH ATLANTIC	2	[illegible]	32	13	34			[illegible]
	E.S. CENTRAL		[illegible]	[illegible]	[illegible]	[illegible]			[illegible]
	W.S. CENTRAL		[illegible]	[illegible]	[illegible]	[illegible]		20	[illegible]
	MOUNTAIN	1	9	4	8	3			[illegible]
	PACIFIC		4	4					8
	SIZE TOTAL	3	179	123	56	57		[illegible]	[illegible]

EQUIVALENT TONNAGE	7794
GROSS AGGREGATE TONNAGE	8079

NAME _____

(5/73)

CARCO_JEN_0024584

A/C PIPE PRODUCERS' ASSOCIATION
Suite 1113, 1875 Connecticut Ave., N.W., Washington, D.C. 20009

CONFIDENTIAL REPORT	
COMPANY	[illegible]
MONTH OF	May 1972

DOMESTIC - PRESSURE PIPE SHIPMENTS - THOUSANDS OF FEET

	REGION	NOMINAL PIPE DIAMETER - INCHES 4	6	8	10	12	14	16	REGION TOTAL
CLASS 100	NORTHEAST								
	MIDDLE ATLANTIC								
	E.N. CENTRAL								
	W.N. CENTRAL		2	2					4
	SOUTH ATLANTIC		3						3
	E.S. CENTRAL								
	W.S. CENTRAL						22		22
	MOUNTAIN		3	[illegible]	3	1			17
	PACIFIC								
	SIZE TOTAL		10	10	3	1	22		[illegible]
CLASS 150	NORTHEAST								
	MIDDLE ATLANTIC								
	E.N. CENTRAL	2	10	2	2				16
	W.N. CENTRAL		3	3	1				7
	SOUTH ATLANTIC	1	[illegible]	34	14	20		5	123
	E.S. CENTRAL	2	[illegible]	[illegible]	7	1			[illegible]
	W.S. CENTRAL	4	46	13	5	5	5		[illegible]
	MOUNTAIN	1	10			3			[illegible]
	PACIFIC								
	SIZE TOTAL	[illegible]	148	[illegible]	[illegible]		[illegible]	[illegible]	
CLASS 200	NORTHEAST								
	MIDDLE ATLANTIC								
	E.N. CENTRAL		3	6		3			[illegible]
	W.N. CENTRAL								
	SOUTH ATLANTIC		3	3					[illegible]
	E.S. CENTRAL		6	[illegible]					[illegible]
	W.S. CENTRAL	1	12	13		4			[illegible]
	MOUNTAIN		3						[illegible]
	PACIFIC								
	SIZE TOTAL	1	33	[illegible]		[illegible]			[illegible]
COMBINED CLASSES	NORTHEAST								
	MIDDLE ATLANTIC								
	E.N. CENTRAL	2	13	8	2	3			28
	W.N. CENTRAL		5	5	1				11
	SOUTH ATLANTIC	1	55	37	14	20		5	132
	E.S. CENTRAL	2	36	11	7	1			[illegible]
	W.S. CENTRAL	5	64	26	5	9	27		136
	MOUNTAIN	1	18	8	3	4			34
	PACIFIC								
	SIZE TOTAL	11	191	95	32	37	27	[illegible]	398

EQUIVALENT TONNAGE	3926 ~~[illegible]~~
GROSS AGGREGATE TONNAGE	4313 ~~[illegible]~~

NAME [illegible]

(5/73)

CARCO JEN 0024585

A/C PIPE PRODUCERS ASSOCIATION
Suite 1110, 1875 Connecticut Ave., N.W., Washington, D.C. 20009

CONFIDENTIAL REPORT
COMPANY Cam.
MONTH OF March 1972

DOMESTIC - PRESSURE PIPE SHIPMENTS - THOUSANDS OF FEET

	REGION	NOMINAL PIPE DIAMETER - INCHES 4	6	8	10	12	14	16	REGION TOTAL
CLASS 100	NORTHEAST								
	MIDDLE ATLANTIC								
	E.N. CENTRAL								
	W.N. CENTRAL								
	SOUTH ATLANTIC		1			2		2	5
	E.S. CENTRAL								
	W.S. CENTRAL		2				11		13
	MOUNTAIN								
	PACIFIC								
	SIZE TOTAL		3			2	11	2	18
CLASS 150	NORTHEAST								
	MIDDLE ATLANTIC								
	E.N. CENTRAL		27	17		2			46
	W.N. CENTRAL	6				4			10
	SOUTH ATLANTIC	10	24	1	3	18		3	119
	E.S. CENTRAL	1	3	23	4				31
	W.S. CENTRAL	6	57	23	2	9		9	112
	MOUNTAIN		2	15	1				18
	PACIFIC								
	SIZE TOTAL	23	113	79	16	33		12	336
CLASS 200	NORTHEAST								
	MIDDLE ATLANTIC								
	E.N. CENTRAL		2	3	3	3			11
	W.N. CENTRAL								
	SOUTH ATLANTIC		15	13					28
	E.S. CENTRAL		2	2					4
	W.S. CENTRAL		58	7		9			74
	MOUNTAIN								
	PACIFIC								
	SIZE TOTAL		81	35	3	12			131
COMBINED CLASSES	NORTHEAST								
	MIDDLE ATLANTIC								
	E.N. CENTRAL		29	20	3	5			57
	W.N. CENTRAL	6				4			10
	SOUTH ATLANTIC	10	100	14	3	20		5	152
	E.S. CENTRAL	1	29	3	4				37
	W.S. CENTRAL	6	77	50	8	18	11	4	174
	MOUNTAIN		2	15	1				18
	PACIFIC								
	SIZE TOTAL	23	237	134	19	47	11	14	485

EQUIVALENT TONNAGE 5293
GROSS AGGREGATE TONNAGE 5908

NAME _____

(5/73)

CARCO IEN 0024586

A/C PIPE PRODUCERS' ASSOCIATION
Suite 1113, 1575 Connecticut Ave., N.W., Washington, D.C. 20009

CONFIDENTIAL REPORT
COMPANY [illegible]
MONTH OF [illegible] 1972

DOMESTIC - PRESSURE PIPE SHIPMENTS - THOUSANDS OF FEET

	REGION	NOMINAL PIPE DIAMETER - INCHES 4	6	8	10	12	14	16	REGION TOTAL
CLASS 100	NORTHEAST								
	MIDDLE ATLANTIC								
	E.N. CENTRAL								
	W.N. CENTRAL								
	SOUTH ATLANTIC		3						3
	E.S. CENTRAL								
	W.S. CENTRAL		6						6
	MOUNTAIN								
	PACIFIC								
	SIZE TOTAL		9						9
CLASS 150	NORTHEAST								
	MIDDLE ATLANTIC								
	E.N. CENTRAL		3						3
	W.N. CENTRAL								
	SOUTH ATLANTIC	1	41	31	5	30		1	107
	E.S. CENTRAL		1	6					7
	W.S. CENTRAL	3	31	27	2	1		1	65
	MOUNTAIN		1	2	1				5
	PACIFIC								
	SIZE TOTAL	4	80	66	8	31		2	187
CLASS 200	NORTHEAST								
	MIDDLE ATLANTIC								
	E.N. CENTRAL								
	W.N. CENTRAL								
	SOUTH ATLANTIC		2						2
	E.S. CENTRAL								
	W.S. CENTRAL		19	2					21
	MOUNTAIN								
	PACIFIC								
	SIZE TOTAL		21	3					24
COMBINED CLASSES	NORTHEAST								
	MIDDLE ATLANTIC								
	E.N. CENTRAL		3						3
	W.N. CENTRAL								
	SOUTH ATLANTIC	1	46	31	3	30		1	112
	E.S. CENTRAL		1	6					7
	W.S. CENTRAL	3	59	24	2	6		4	98
	MOUNTAIN		1	2	1	1			5
	PACIFIC								
	SIZE TOTAL	4	110	63	6	37		5	225

EQUIVALENT TONNAGE 2169 ~~2169~~

GROSS AGGREGATE TONNAGE 2401 ~~2169~~

NAME _____

(5/73)

CARGO IFN 0024587

A/C PIPE PRODUCERS ASSOCIATION
Suite 1113, 1875 Connecticut Ave., N.W., Washington, D.C. 20009

CONFIDENTIAL REPORT	
COMPANY	[illegible]
MONTH OF	Feb. 1972

DOMESTIC - PRESSURE PIPE SHIPMENTS - THOUSANDS OF FEET

	REGION	NOMINAL PIPE DIAMETER - INCHES 4	6	8	10	12	14	16	REGION TOTAL
CLASS 100	NORTHEAST								
	MIDDLE ATLANTIC								
	E.N. CENTRAL								
	W.N. CENTRAL								
	SOUTH ATLANTIC		1						1
	E.S. CENTRAL								
	W.S. CENTRAL		8	6					14
	MOUNTAIN			3					3
	PACIFIC								
	SIZE TOTAL		9	9					18
CLASS 150	NORTHEAST								
	MIDDLE ATLANTIC								
	E.N. CENTRAL					1			1
	W.N. CENTRAL	1	6						7
	SOUTH ATLANTIC	7	33	15	9	28			92
	E.S. CENTRAL			10					10
	W.S. CENTRAL		53	41	25	7		2	128
	MOUNTAIN			3	3				6
	PACIFIC								
	SIZE TOTAL	8	92	69	37	36		2	244
CLASS 200	NORTHEAST								
	MIDDLE ATLANTIC								
	E.N. CENTRAL								
	W.N. CENTRAL								
	SOUTH ATLANTIC								
	E.S. CENTRAL								
	W.S. CENTRAL		41	12					53
	MOUNTAIN								
	PACIFIC								
	SIZE TOTAL		41	12					53
COMBINED CLASSES	NORTHEAST								
	MIDDLE ATLANTIC								
	E.N. CENTRAL					1			1
	W.N. CENTRAL	1	6						7
	SOUTH ATLANTIC	7	34	15	9	28			93
	E.S. CENTRAL			10					10
	W.S. CENTRAL		102	59	25	7		2	195
	MOUNTAIN			6	3				9
	PACIFIC								
	SIZE TOTAL	8	142	90	37	36		2	317

EQUIVALENT TONNAGE	2982
GROSS AGGREGATE TONNAGE	3216

NAME C.C

(5/73)

A/C PIPE PRODUCERS' ASSOCIATION
Suite 1110, 1375 Connecticut Ave., N.W., Washington, D.C. 20009

CONFIDENTIAL REPORT

COMPANY [illegible]

MONTH OF [illegible] 1972

DOMESTIC - PRESSURE PIPE SHIPMENTS - THOUSANDS OF FEET

	REGION	NOMINAL PIPE DIAMETER - INCHES 4	6	8	10	12	14	16	REGION TOTAL
CLASS 100	NORTHEAST								
	MIDDLE ATLANTIC								
	E.N. CENTRAL								
	W.N. CENTRAL								
	SOUTH ATLANTIC								
	E.S. CENTRAL								
	W.S. CENTRAL								
	MOUNTAIN		3	2					5
	PACIFIC								
	SIZE TOTAL		3	2					5
CLASS 150	NORTHEAST								
	MIDDLE ATLANTIC								
	E.N. CENTRAL				2	3			5
	W.N. CENTRAL					4	2		6
	SOUTH ATLANTIC	4	90	28	14	14		1	131
	E.S. CENTRAL	6	10	4	1				21
	W.S. CENTRAL	4	61	24	2	12		1	104
	MOUNTAIN	1							1
	PACIFIC								
	SIZE TOTAL	15	161	56	20	33	2	2	269
CLASS 200	NORTHEAST								
	MIDDLE ATLANTIC								
	E.N. CENTRAL		3	3		2		1	9
	W.N. CENTRAL								
	SOUTH ATLANTIC	13	4	1		1			19
	E.S. CENTRAL			2					2
	W.S. CENTRAL		19	9					28
	MOUNTAIN								
	PACIFIC								
	SIZE TOTAL	13	26	15	-	3		1	58
COMBINED CLASSES	NORTHEAST								
	MIDDLE ATLANTIC								
	E.N. CENTRAL		3	3	2	5		1	14
	W.N. CENTRAL					4	2		6
	SOUTH ATLANTIC	17	94	29	14	15		1	150
	E.S. CENTRAL	6	10	6	1				23
	W.S. CENTRAL	4	80	33	3	12		1	133
	MOUNTAIN	1	3	2					6
	PACIFIC								
	SIZE TOTAL	28	190	73	20	36	2	3	327

EQUIVALENT TONNAGE 3751

GROSS AGGREGATE TONNAGE 3794

NAME J. C.

(5/73)

A/C PIPE PRODUCERS ASSOCIATION
Suite 1113, 1375 Connecticut Ave., N.W., Washington, D.C. 20009

CONFIDENTIAL REPORT	
COMPANY	A/C PIPE PROD. ASSOC.
MONTH OF	Jan. thru Dec. 19 70

DOMESTIC - PRESSURE PIPE SHIPMENTS - THOUSANDS OF FEET

	REGION	NOMINAL PIPE DIAMETER - INCHES 4	6	8	10	12	14	16	REGION TOTAL
CLASS 100	NORTHEAST								
	MIDDLE ATLANTIC								
	E.N. CENTRAL								
	W.N. CENTRAL								
	SOUTH ATLANTIC								
	E.S. CENTRAL								
	W.S. CENTRAL								
	MOUNTAIN								
	PACIFIC								
	SIZE TOTAL								
CLASS 150	NORTHEAST								
	MIDDLE ATLANTIC								
	E.N. CENTRAL								
	W.N. CENTRAL								
	SOUTH ATLANTIC								
	E.S. CENTRAL								
	W.S. CENTRAL								
	MOUNTAIN								
	PACIFIC								
	SIZE TOTAL								
CLASS 200	NORTHEAST								
	MIDDLE ATLANTIC								
	E.N. CENTRAL								
	W.N. CENTRAL								
	SOUTH ATLANTIC								
	E.S. CENTRAL								
	W.S. CENTRAL								
	MOUNTAIN								
	PACIFIC								
	SIZE TOTAL								
...NED CLASSES	NORTHEAST								
	MIDDLE ATLANTIC								
	E.N. CENTRAL								
	W.N. CENTRAL								
	SOUTH ATLANTIC								
	E.S. CENTRAL								
	W.S. CENTRAL								
	MOUNTAIN								
	PACIFIC								
	SIZE TOTAL								

REPORT NOTATION:

As per approved reporting schedule, only equivalent and gross aggregate tonnage is reported for this year. Footage reporting commences for the year 1971.

EQUIVALENT TONNAGE	420,451
GROSS AGGREGATE TONNAGE	715,216

NAME Mary C. Monfred

(5/73)

CARCO IEN 0024590