INSULKOTE

Specification Data

PHYSICAL PROPERTIES*

Type	Insulkote ET	Insulkote Primer E	Insulkote ST	Insulkote SG	Insulkote Primer S	Insulkote SGC
Application	emulsion	emulsion	solvent	solvent	solvent	solvent
Weight per gal	trowel	brush	trowel	gun**	brush	trowel or gun**
	10 lbs.	8.4 lbs	9.5 lbs	9.5 lbs	8.5 lbs	7 lbs
Coverage as applied	16 gal per 100 sq ft 1/4" thick	75 sq ft per gal	8 gal per 100 sq ft 1/4" thick	8 gal per 100 sq ft 1/8" thick	100 sq ft per gal	19 gal per 100 sq ft 1/8" thick
Percent shrinkage (volumetric)	50	50	25	25	25	20
Water vapor penetration in perms —for recommended thickness	.2 to .5	---	.0 to .1	.1 to .2	---	---
Temperature use range	100 to 250F	100 to 250F	up to 250F	up to 250F	up to 250F	up to 250F

Code: E emulsion type, S solvent type, T trowel consistency, G spray gun consistency, C cork filler
*The figures given in this table are average values obtained in accordance with accepted test methods
**Spray gun application matters some loss through bounce and over spray. Amount of loss varies with air velocities and types of surface
All solvents have some degree of toxicity and proper ventilation should be provided where material is used in enclosed spaces.

PACKAGING INFORMATION

INSULKOTE

Available in 5 gallon pails, and 30 or 55 gallon drums.

DURAMESH

Available in 150 foot rolls in the following widths: 2", 3", 4", 6", 9", 11.5", 12", 15", 18", 23", 36" and 45".

APPLICATION SPECIFICATIONS

INSULKOTE ET On asbestos cement no primer is required, but cement should be dry and hexagonal wire mesh reinforcement used. Coating should be troweled on to a thickness of approximately 1/4", and care should be taken to see that it is forced through the mesh so as to make a good bond with the cement. The mesh should not be exposed to the weather at any point.

On mineral fiber insulations, Insulkote Primer E should be applied, and Insulkote ET troweled on while the primer is still tacky. Wire mesh reinforcement is not required except where movement or vibration may occur.

INSULKOTE ST When applied on dry asbestos cement no primer is required, but hexagonal wire mesh reinforcement should be used. Troweling should be done firmly to make sure the coating is thoroughly forced through the mesh. Insulkote ST should not be applied in thicknesses greater than 1/8". Application to a greater thickness may cause slumping while there is still solvent in the coating.

On mineral fiber insulations, Insulkote Primer S should be applied prior to application of Insulkote ST. Wire mesh reinforcement is not required except where movement or vibration may occur.

INSULKOTE SG On asbestos cement no primer is required, but wire mesh reinforcement should be used except under certain conditions where it may be desirable to substitute a glass fabric Duramesh reinforcement. In the latter case, a coating of Insulkote SG, approximately 1/16" thick, shall be sprayed on the surface to be covered, and the glass fabric rolled or pressed into this coating. A second coat of Insulkote SG shall then be sprayed on to give a total wet thickness of approximately 1/8".

When used as metal protection, no primer or wire reinforcement is required. Metal must be clean and dry at time of application.

When used on mineral fiber insulations, a coat of Insulkote Primer S should be sprayed on before applying the Insulkote SG.

INSULKOTE SGC This coating is furnished in consistencies suitable for spray gun or trowel application. In either case, the metal to which the coating is to be applied must be clean and dry. To build up a thickness of 1/4" by spray gun, the compound should be applied in two equal 1/8" coats.

NOTE: If a finish of lead and oil paint is desired, the Insulkote except in the case of Insulkote ET, where painting is not recommended, should be allowed to dry thoroughly and then painted with aluminum paint or shellac.

Johns-Manville

22 East 40th Street, New York, N. Y. 10016

Sales offices in principal cities

473579

IN-292A 11/67

LIBRO IN U.S.A.

IN213A 4-66

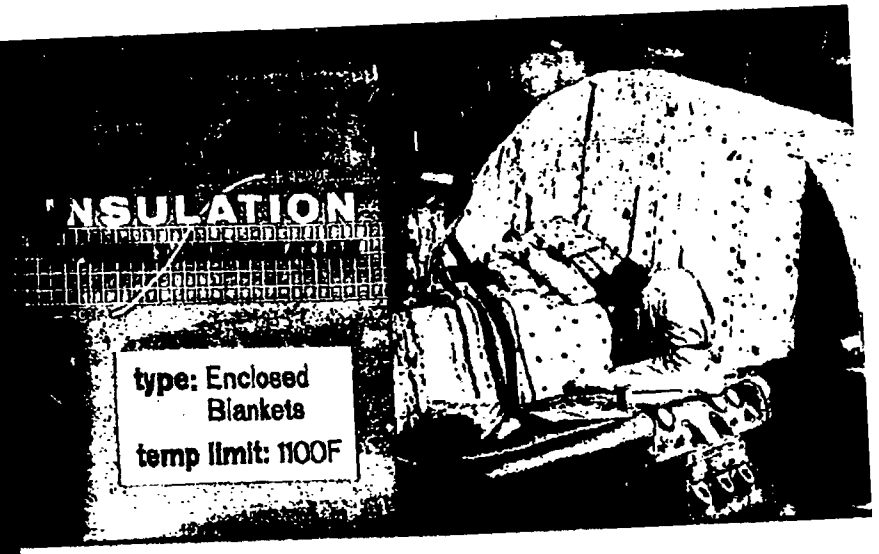

J-M TURBINE BLANKETS

enclosed mineral fiber insulation

DESCRIPTION: J-M Turbine Blankets consist of a high temperature felted mineral insulation fully enclosed in a wire inserted asbestos cloth for temperature exposure to 850F, or a stainless steel mesh for temperatures from 850F to 1100F. The density and thickness of the felt are uniform to assure full insulating value.

AVAILABLE FORMS: Field-fabricated by authorized contractors to accurately fit area to be insulated in sizes and shapes according to contour of surfaces. Available also directly from J-M per blueprint. See reverse side for typical construction details.

USES: J-M Turbine Blankets are recommended for those areas requiring an easily removable and replaceable high temperature insulation such as turbine flanges, fittings flanges and valve bonnets.

ADVANTAGES

Removable

Lightweight J-M Turbine Blankets are furnished in convenient sizes with all necessary hooks or other fasteners for easy installation and removal.

Chemically Stable

Being inorganic, mineral fibers are incombustible and moisture resistant. Felt is tough and will not pull apart during handling.

High Insulating Value

Density of mineral fiber felt is carefully controlled at 8 lbs. per cubic foot. Has a thermal conductivity of 0.40 at 400F mean temperature.

Uniform Thickness

Uniform fiber orientation results in consistent thickness and eliminates thin spots.

Field or Factory Fabricated

Each blanket made to conform to rigid specifications.

473580

PLAINTIFF'S EXHIBIT JM-2396

TURBINE BLANKET Specification Data

TYPICAL CONSTRUCTION DETAILS

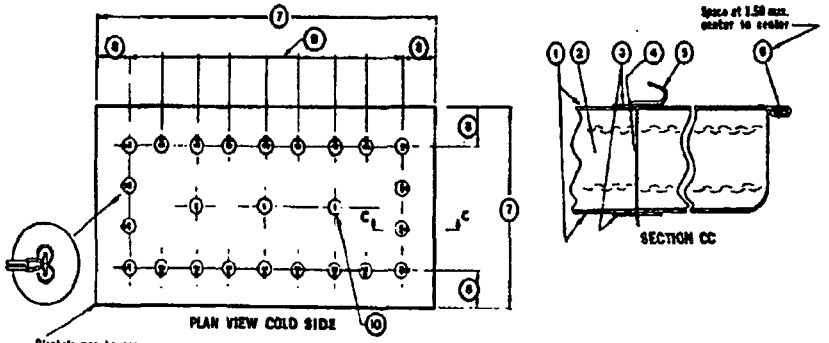

NOTES

1. Wire inserted asbestos cloth or stainless steel mesh.
2. Mineral fiber felt insulation.
3. Tufting.
4. Monel or stainless steel wire.
5. Wire lacing hook.
6. Wire stitch or staple.
7. Length and width to vary in accordance with job requirements.
8. Standard 4". On odd size blankets this dimension may be varied.
9. Tufting with hooks equally spaced apart from 4" to 6".
10. Tufting to be placed on approximately 12" centers.

RECOMMENDED THICKNESS

Temperature F	Inner Layer (Mesh Enclosed)	Outer Layer (Wire Inserted Asbestos Cloth Enclosed)
250 to 450	None	1½"
450 to 650	None	2"
650 to 850	None	2"
850 to 1000	1"	2"
1000 to 1100	2½"	2"

THERMAL CONDUCTIVITY

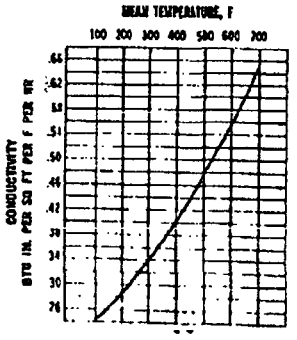

Johns-Manville

22 East 40th Street New York NY 10016

Sales offices in principal cities

IN-512A 2-67

473581

Made in U.S.A.

Johns-Manville

INSULATION

PRODUCT INFORMATION

type: Rigid Board

temp limit: 400F



J-M TANK TOP INSUL*

rigid board insulation

DESCRIPTION: J-M Tank Top Insul is a rigid insulating material of mineral composition processed to form a lightweight, moisture-resistant board suitable for use to 400F. A top coating provides a tough, hard surface which reduces bitumen penetration and facilitates weatherproofing.

AVAILABLE FORMS: Tank Top Insul is furnished in one size, 24" wide by 48" long. Thicknesses — 1" to 3" in ½" increments. Supplied in tube-type Kraft paper wrap package.

USES: Tank Top Insul is ideal for insulating all flat top surfaces of heated tanks and vessels such as in petroleum, chemical, and industrial installations.

ADVANTAGES:

Permanent

Chemically inert and basically inorganic. It is sturdy, rigid and dimensionally stable.

Easy Application

Lightweight, easy to handle, easy to cut and shape on the job.

Incombustible

Because of its mineral composition, J-M Tank Top Insul will not burn.

Resists Compression

Not damaged by heavy equipment and foot traffic during construction and maintenance. Tank Top Insul retains its compressive strength when heated.

Thermally Efficient

Tank Top Insul has a thermal conductivity of 0.38 Btu in. per sq ft hr per F at 100F mean.

Moisture Resistance

Tank Top Insul has no capillarity and low water absorption.

Low Bitumen Absorption

Tank Top Insul can be weatherproofed with either built-up roofing or sheet metal. It resists excessive bitumen absorption insuring good adhesion of weatherproofing.

* Johns-Manville Trade Mark

473582