large areas—a vital matter in the heating of churches and assembly rooms.

Temperature Control: Simple and effective control of room temperature by means of making and breaking electric contact in line to motor.

Less Expensive to Install than Direct Radiation: Piping system simplified and number of connections reduced, effecting a saving in labor and material.

Sizes of Heaters: The charts on page 14 of our Publication No. 209 give the heating capacity, air delivery and temperature rise for both types. Dimensions will be found on page 15 of the same booklet.

For capacity these charts, dimensions, typical installations, etc., send for our Publication #209, A.I.A. File #30-c-4.

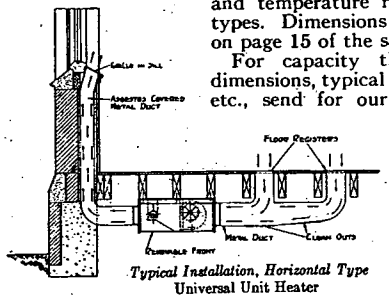

Typical Installation, Horizontal Type Universal Unit Heater

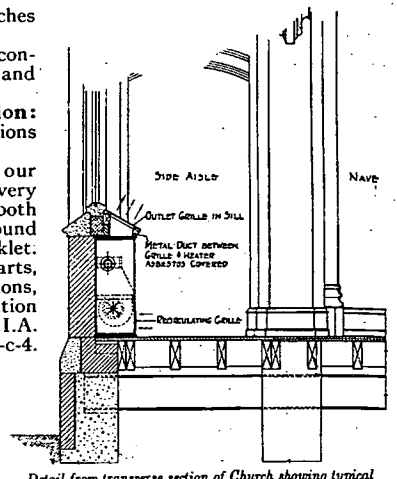

Detail from transverse section of Church showing typical Universal Unit *Installation.*

.3.

Universal Concealed and Cabinet Heaters FOR HOMES

With the Universal cabinet heater, the temperature of the floor is practically the same as at the ceiling—an impossibility with cast iron radiation. With cast iron radiators, temperatures are always considerably higher at the ceiling than the floor. Floor temperatures are seldom satisfactory, as the proper temperature is usually maintained for body comfort at about the height of a chair, leaving the floor chilly, uncomfortable and often a frequent cause of colds and sickness. The Universal Cabinet Heater corrects this condition.

Cleanest Form of Heating for Homes: The Universal cabinet heater discharges the heat outward and into the room, instead of against walls and ceilings, as with direct radiation. This prevents the dirt streaks and soiled draperies so prevalent with direct radiation.

Cabinet Heater Dimensions and Capacities

W 4½ in.			W 6½ in.		
Equivalent Cast Iron Direct Radiation Sq Ft.	H	L	Equivalent Cast Iron Direct Radiation Sq. Ft.	H	L
13	20″	29″	18	20″	29″
20	20″	45″	30	20″	45″
25	20″	55″	40	20″	55″
17	26″	29″	25	26″	29″
24	26″	45″	40	26″	45″
29	26″	55″	45	26″	55″
20	36″	29″	33	36″	29″
30	36″	45″	50	36″	45″
40	36″	55″	60	36″	55″
W 8½ in.			**W 9½ in.**		
20	20″	29″	25	20″	29″
35	20″	45″	40	20″	45″
45	20″	55″	50	20″	55″
27	26″	29″	34	26″	29″
48	26″	45″	54	26″	45″
60	26″	55″	67	26″	55″
37	36″	29″	41	36″	29″
58	36″	45″	65	36″	45″
70	36″	55″	80	36″	55″



The Radiator can be installed or removed after the cabinet is sealed in the wall.

Showing the Universal Heater *concealed below the window. See next page for the Cabinet Type of Heater.*



Six of the 27 different Cabinet sizes of Universal *Concealed and Cabinet Heaters.*

15 *Advantages of* Universal Cabinet and Concealed Heaters

1. A combination of beauty with utility.
2. Can be painted or decorated to harmonize with furnishings and color schemes.
3. Efficient in performance.
4. Economical in operation.
5. Diffuses heat thoroughly.
6. Creates uniform temperature—ceiling and floor alike.
7. Leaves no cold spots in room.
8. Control of temperature positive and immediate.
9. Cleanest known form of heating.
10. Outward discharge prevents discoloration of walls, ceilings and draperies.
11. Requires considerably less space than cast iron radiation.
12. Can be installed without a change in design of the old heating system.
13. The entire front of the cabinet heater can easily be removed by housewife or maid for cleaning.
14. May be entirely concealed in wall if desired.
15. When concealed in wall, *the radiator is accessible.*

CONCEALED HEATER—Dimensions and Capacities

Stack Height Floor to Bottom of Grille Inches	W 4½ in.						W 6½ in.					
	Equivalent Cast Iron Direct Radiation Sq. Ft.	"L" Length Overall	Equivalent Cast Iron Direct Radiation Sq. Ft.	"L" Length Overall	Equivalent Cast Iron Direct Radiation Sq. Ft.	"L" Length Overall	Equivalent Cast Iron Direct Radiation Sq. Ft.	"L" Length Overall	Equivalent Cast Iron Direct Radiation Sq. Ft.	"L" Length Overall	Equivalent Cast Iron Direct Radiation Sq. Ft.	"L" Length Overall
10	15	29	17	45	30	55	20	29	25	45	48	55
15	16	29	20	45	32	55	22	29	28	45	51	55
20	17½	29	23	45	35	55	25	29	32	45	54	55
25	19	29	26	45	37	55	29	29	36	45	57	55
30	20	29	28	45	40	55	32	29	40	45	60	55
35	22	29	30	45	43	55	36	29	43	45	63	55
40	23	29	33	45	45	55	38	29	47	45	66	55
45	25	29	36	45	48	55	41	29	51	45	69	55
50	26	29	39	45	50	55	43	29	54	45	72	55
55	28	29	42	45	53	55	46	29	57	45	75	55
60	29	29	45	45	55	55	48	29	60	45	78	55
65	31	29	48	45	58	55	51	29	63	45	81	55
70	33	29	50	45	60	55	53	29	65	45	84	55
75	34	29	52	45	63	55	57	29	68	45	87	55
80	36	29	55	45	65	55	59	29	71	45	90	55
85	37	29	58	45	68	55	62	29	74	45	93	55

C=½ of W: example W4½ C=2¼ in. O=Stack Height floor to bottom of grille as given below plus 7 in.