# FOR WAR CONSERVATION

# Fireproof Siding

**Here's an asbestos cement siding you'll never have to paint. The first cost is the last. It won't burn—and it helps keep the house warm in winter**



his farm home. The owner figures it saved him money because he chose "Glatex," the improved asbestos siding which never needs a coat of paint, and washes clean with soap and water.

PLAINTIFF'S EXHIBIT

USG-1450

TO PUT YOUR HOUSE in shape for the "duration," adding fireproof siding might be the best thing you could do under present Federal restrictions.

Painting the average farm home requires from 150 to 00 pounds of white lead, supplies of which are limited. here are abundant, unrestricted supplies of asbestos nd cement, however. Once on, your neat, new asbestos ement siding is there to stay. It goes right over the old wood walls, and fortifies the house against sun, rain, snow, wind—and fire.

The new type of asbestos cement siding, "Glatex," never needs a coat of paint and washes like a china dish. "Glatex" keeps its wood grain beauty practically a lifetime. We recommend it because it doesn't burn, saves the cost of painting, and makes good tight walls that go a long way toward reducing winter fuel bills.

Our contacts in the building industry enable us to keep posted on available building materials and to show you the best and most economical uses for them. Whether you're remodeling inside or out, come in and tell us what you have in mind. We have already suggested building shortcuts, large and small, to a good many readers of "The Business of Farming," and we want to do the same for you. Our recommendations are yours for the asking.

## IT'S O. K.

The WPB will approve the use of asbestos cement siding over wood or other types of siding where repairs are necessary, if the architectural or structural plan is not substantially altered in effecting the change, according to a recent ruling.



First, U S G Cushion Felt is tacked over the old siding. A flashing strip is tacked at each vertical joint. Then siding is nailed in place as shown.

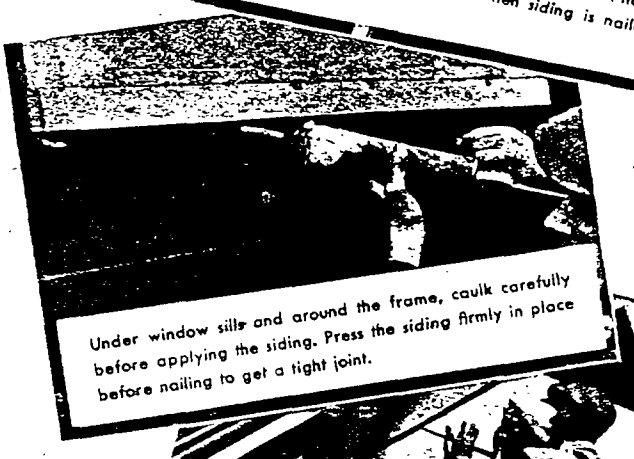

Under window sills and around the frame, caulk carefully before applying the siding. Press the siding firmly in place before nailing to get a tight joint.

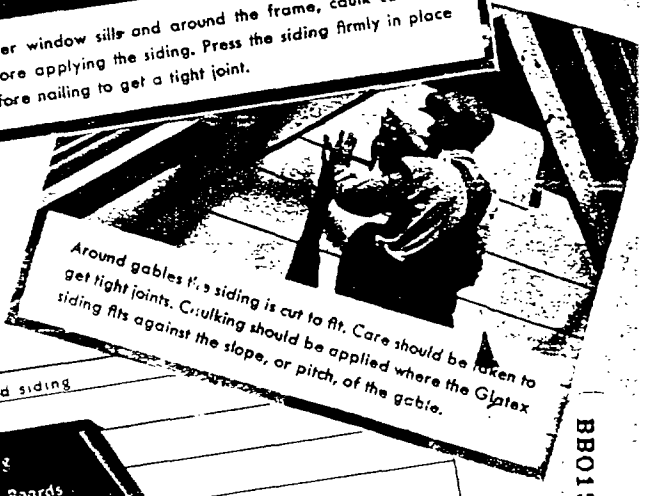

Around gables the siding is cut to fit. Care should be taken to get tight joints. Caulking should be applied where the Glatex siding fits against the slope, or pitch, of the gable.

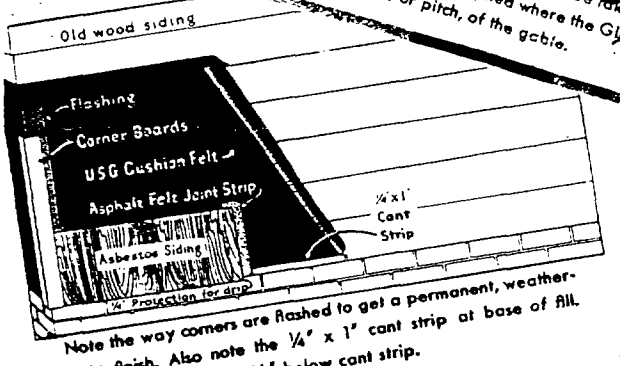


Note the way corners are flashed to get a permanent, weather-tight finish. Also note the ¼" x 1" cant strip at base of fill. Siding should project ¼" below cant strip.

BB015 2380

# The Old Farm Home

*This farm house, a famous northern Illinois inn 80 years ago, needed only an exterior of beautiful fireproof Glatex over the original siding to make it the handsomest home in the neighborhood.*

IT ALL began because of a wedding. That's excuse enough to spruce up a bit, even though you would scarcely expect a quiet, mouse-grey house to get very excited over anything—especially if it had spent the greater part of a century at a busy crossroads, watching the world go by.

Besides, this friendly old home had been taken for granted too long as a fixed part of the landscape. It *deserved* a new "gown," wedding or no.

"Lucille's set her heart on coming out from the city and being married right here at home," remarked Mrs. Frank Ehredt to her husband this spring. "I can do nicely with the inside of the house, but the outside—."

"I know. I've put off painting the old siding because I wanted to see if there wasn't something better I could do," said Frank. "What it really needs is a whole



BB015 2381

No matter how bad the old siding may look, if the framework of a house is sound, it's ready for a "bridal gown."



If any of the siding is loose, it should be renailed. Then Baxboard or a layer of U·S·G Cushion Felt is applied, simply nailing it in place.



Ordinarily, corner boards are flush with the face of the siding. If they are not, they should be replaced with new boards of the proper thickness.



If the owner has metal edge strip, it is nailed along each corner. If not, Glatex may be butted tight, lapping each course alternately.



At all vertical joints joint strips that are Glatex. Joints should The siding has hol nailing.



# me on a BRIDAL GOWN!

ome had been
s a fixed part
new "gown,

n coming out
ried right her
ank Ehredt h
can do nicel
but the out

tting the ol
see if there
uld do," said
is is a whol

brand new siding—but I declare I don't see how I'll get in the time for it between now and the wedding."

"Well, it's up to you, Dad," replied Mrs. Ehredt. "But I can't think of a thing Lucille would like better than to have the home she grew up in as spic and span clean and pretty as possible. It would be sort of a wedding present for her."

That's how it came about that this landmark in northern Illinois, just outside of Volo, came in for some wedding finery.

Frank Ehredt went in to the lumber yard and talked it all over with his dealer. It turned out that the best investment would be to put on a new fireproof siding all around. An asbestos siding would save money in the long run, especially on upkeep, so he chose Glatex, the kind of siding that never needs paint. It simply washes, with soap and water, like a china dish.

Besides, the siding is a durable, fireproof material—a far more important feature on a farm home than one in the city—and will protect the family from the weather. It will provide enough insulation this winter to help save on fuel and keep the home warmer, too—as it does in many a farm home.

And because of the fact that the two boys in the family and Frank Ehredt himself were busy with plowing and planting on their 240 acres, a carpenter did the job. It was one that might have been done in spare time, however, by any handy farmer.

Now the house stands out proudly white against its green background, a beautiful piece of exterior decoration that brings admiring comments from cars passing by and from the Ehredts' many friends in the vicinity.

If your home, too, needs the same sort of "gown," we'll show you how to get it.



BB015 2382

vertical joints
trips that are
s. Joints should
ding has hol
).

At windows, gables and other places where full-size pieces will not fit, Glatex is easily cut to the exact shape required. Naturally, a good fit is preferred.



At sills and other places where fitting must be done, the crack should be sealed with a good grade of white caulking compound. A gun makes a tight, clean joint.



At porches, steps and similar places, the joint with the Glatex should also be caulked. This protects sills and other parts of the frame of the house from water.



Lucille found a quick opportunity to check the cleanability of Glatex. When the trim at windows and doors was painted, she found paint that splashed on it could be removed easily without leaving any trace of where it had been.

