

DATE ISSUED JUNE 24, 1940

PLAINTIFF'S EXHIBIT

USG-730

USG

ROOFING PRODUCTS CATALOG



THE UNITED STATES GYPSUM COMPANY • CHICAGO

Where Research Develops Better, Safer Building Materials

B9006 0369



STRIP SHINGLES

SPECIFICATIONS

Group

SOLID COLORS AND BLENDS

PRODUCTS LISTED ARE AVAILABLE AT FACTORIES INDICATED:

SB.....SO. BEND
 SP.....ST. PAUL
 NT.....NO. TONAWANDA
 JC.....JERSEY CITY

Carry Underwriters' Class C Label

Head Lap Exposure Strips per Sq. Bds. per Sq. Appr. Wt. per sq. Lbs.

12" Thick Butts
 Standard Surface
 Size 12"x36"



2" 5" 80 3 210 A

Solid Colors
 Gray Green
 Brilliant Green
 Persian Red
 Blue Black
 Blue

... .. NT JC
 SB SP NT JC
 SB SP NT JC
 SB SP NT JC
 SB SP

Blends
 Briar Green
 Mayfair Green
 Venetian Red
 Pompeian Red
 Arbor Gray
 Heather
 Pilgrim Gray

SB SP NT JC
 SB .. NT JC
 SB .. NT JC
 SB SP .. JC
 SB .. NT JC
 SB .. NT JC
 JC

12" Thick Butts
 Textured Surface
 Size 12"x36"



2" 5" 80 3 210 A

Blends
 Briar Green
 Mayfair Green
 Venetian Red
 Arbor Gray
 Heather
 Bluetone
 Brown Blend

SB .. NT JC
 .. SP
 SB SP NT JC
 SB SP NT JC
 SB SP NT JC
 SB SP NT ..
 SB SP

12" Giant Thick Butts
 Standard Surface
 Size 12"x36"



2" 5" 80 3 240 A

Solid Colors
 Brilliant Green
 Persian Red
 Blue Black

SB .. NT JC
 NT JC
 SB .. NT JC

Blends
 Briar Green
 Venetian Red
 Pompeian Red
 Arbor Gray
 Bluetone

.. .. NT JC
 NT JC
 NT JC
 NT JC
 NT ..

12" Giant Thick Butts
 Textured Surface
 Size 12"x36"

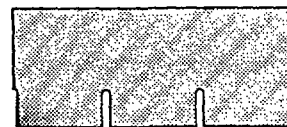


2" 5" 80 3 240 A

Blends
 Briar Green
 Venetian Red
 Pompeian Red
 Arbor Gray
 Heather
 Bluetone
 Brown Blend

SB .. NT JC
 SB .. NT JC
 NT JC
 NT JC
 SB .. NT ..
 SB .. NT ..
 SB

15" Thick Butts
 Standard Surface
 Size 15"x36"



5" 5" 80 3 250 A

Solid Colors
 Gray Green
 Brilliant Green
 Persian Red
 Blue Black

.. .. NT JC
 SB .. NT JC
 SB .. NT JC
 SB .. NT JC

Blends
 Briar Green
 Venetian Red

SB .. NT JC
 SB .. NT JC

15" Thick Butts
 Textured Surface
 Size 15"x36"



5" 5" 80 3 250 A

Blends
 Briar Green
 Mayfair Green
 Venetian Red
 Heather
 Brown Blend

.. .. NT JC
 .. SP
 .. SP NT JC
 .. SP
 .. SP

See our Current Price List for Prices
 All products listed herein are subject to discontinuance, improvement or change.

The weights for shingles are approximate only and are based on gross weights if packed with shingle boards. When packed in fibre cartons, actual shipping weights will be less due to the lighter weight of the package.

BB006 0370



STRIP SHINGLES

Carry Underwriters' Class C Label

SPECIFICATIONS

Group

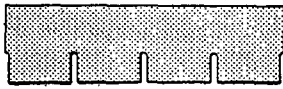
SOLID COLORS AND BLENDS

PRODUCTS LISTED ARE AVAILABLE AT FACTORIES INDICATED:

SB.....SO. BEND
 SP.....ST. PAUL
 NT.....NO. TONAWANDA
 JC.....JERSEY CITY

10" 4-in-1 Square Butts

Size 10"x 36"



2"

4"

100

2

210

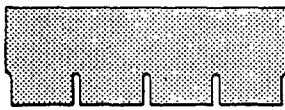
A

Solid Colors
 Gray Green
 Brilliant Green
 Persian Red
 Blue Black

SB	SP	NT	JC
SB	SP	NT	JC
SB	SP	NT	JC
SB	...	NT	JC

12 1/2" 4-in-1 Square Butts

Size 12 1/2"x 36"



4 1/2"

4"

100

3

266

A

Solid Colors
 Gray Green
 Brilliant Green
 Slate Red
 Persian Red
 Blue Black

SB	...	NT	JC
SB	SP	NT	JC
SB
SB	...	NT	JC
SB	...	NT	JC

Blends
 Mayfair Green
 Venetian Red

SB	JC
SB	JC

12" Jumbo 3-in-1 Square Butts

Size 12"x 36"



2"

5"

80

3

257

A

Solid Colors
 Gray Green
 Brilliant Green
 Persian Red
 Blue Black

...	JC
...	JC
...	JC
...	JC

Blends
 Pompeian Red
 Arbor Gray

...	JC
...	JC

12" 3-in-1 Super-Tab Strips*

Size 12"x 36"



2"

5"

80

3

210

A

Solid Colors
 Gray Green
 Brilliant Green
 Persian Red
 Blue Black

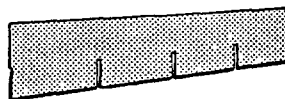
...	JC
...	JC
...	JC
...	JC

Blends
 Briar Green
 Mayfair Green
 Pompeian Red
 Arbor Gray

...	JC
...	JC
...	JC
...	JC

10" Tapered Strips

Standard Surface
 Size 10"x 36"



2"

4"

100

3

230

A

Solid Colors
 Brilliant Green

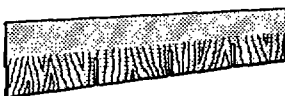
...	SP
-----	----	-----	-----

Blends
 Briar Green
 Pompeian Red

...	SP
...	SP

10" Tapered Strips

Textured Surface
 Size 10"x36"



2"

4"

100

3

230

A


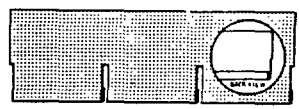
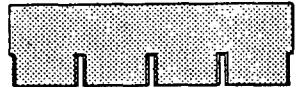



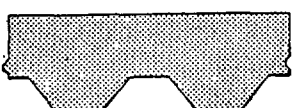
Blends
 Bluestone
 Brown Blend

...	SP
...	SP

See our Current Price List for Prices
 *Does not carry Underwriters' Label


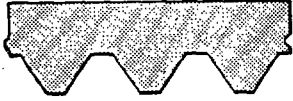

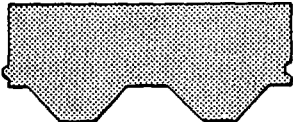



The weights for shingles are approximate only and are based on gross weights if packed with shingle boards. When packed in fibre cartons, actual shipping weights will be less due to the lighter weight of the package.

89006 0371

	SPECIFICATIONS					Group	SOLID COLORS AND BLENDS	PRODUCTS LISTED ARE AVAILABLE AT FACTORIES INDICATED:			
	Head Lap	Exposure	Strips per Sq.	Bdls. per Sq.	Appr. Wt. per sq. Lbs.			SE	SO.	ST. PAUL	JERSEY CITY
Carry Underwriters' Class C Label 12" Dubl-Thick Dubl-Butts Size 12"x 36" 	2"	5"	80	3	240	A	Solid Colors Brilliant Green Persian Red Blue Black Blends Briar Green Mayfair Green Pompeian Red Arbor Gray Pilgrim Gray	JC
10²/₃" Standard Quads Standard Surface Size 10 ² / ₃ "x 36 ¹ / ₄ " 	2-1/6"	4 ¹ / ₄ "	94	2	225	A	Solid Colors Gray Green Brilliant Green Blends Briar Green Pompeian Red	...	SP
10²/₃" Standard Quads Textured Surface Size 10 ² / ₃ "x 36 ¹ / ₄ " 	2-1/6"	4 ¹ / ₄ "	94	2	225	A	Blends Mayfair Green Venetian Red Bluetone Brown Blend	...	SP
13" Giant Quads Standard Surface Size 13"x 36 ¹ / ₄ " 	4 ¹ / ₂ "	4 ¹ / ₄ "	93	3	273	A	Solid Colors Brilliant Green	...	SP
13" Giant Quads Textured Surface Size 13"x 36 ¹ / ₄ " 	4 ¹ / ₂ "	4 ¹ / ₄ "	93	3	273	A	Blends Mayfair Green Venetian Red Brown Blend	...	SP
Standard 11¹/₃" Hexagons Size 11 ¹ / ₃ "x 36" 	2"	4 ² / ₃ "	86	2	167	A	Solid Colors Gray Green Brilliant Green Persian Red Blue Black Blends Briar Green Mayfair Green Venetian Red Pompeian Red Bluetone Pilgrim Gray	SB	SP	NT	JC







See our Current Price List for Prices

The weights for shingles are approximate only and are based on gross weights if packed with shingle boards. When packed in fibre cartons, actual shipping weights will be less due to the lighter weight of the package.

	SPECIFICATIONS					Group	SOLID COLORS AND BLENDS	PRODUCTS LISTED ARE AVAILABLE AT FACTORIES INDICATED:			
	Head Lap	Exposure	Strips per Sq.	Bdls. per Sq.	Appr. Wt. per sq. Lbs.			SB	SP	NT	IC
Three-Tab 11¹/₃" Hexagons Standard Surface Size 11 ¹ / ₃ "x 36" 	2"	4 ² / ₃ "	86	2	167	A	Solid Colors Brilliant Green Persian Red Blue Black Blue Blends Briar Green Mayfair Green Venetian Red Pompeian Red	SB	SP	NT	...
Three-Tab 11¹/₃" Hexagons Textured Surface Size 11 ¹ / ₃ "x36" 	2"	4 ² / ₃ "	86	2	167*	A	Solid Colors Brilliant Green Blends Briar Green Mayfair Green Venetian Red Pompeian Red Arbor Gray Heather Bluetone Brown Blend	NT	...
12" Double Coverage Hexagons Size 12"x 36" 	4"	4"	100	3	215	A	Solid Colors Brilliant Green Persian Red Blue Black Blends Briar Green	SB	SP	NT	...
10" Thatch Standard Surface Size 10"x 36" 	2"	4"	100	2	172	A-1	Solid Colors Brilliant Green Persian Red Blue Black Blends Briar Green Mayfair Green Venetian Red Pompeian Red Arbor Gray	SB	SP	NT	IC
10" Thatch Textured Surface Size 10"x36" 	2"	4"	100	2	172	A-1	Blends Briar Green Mayfair Green Venetian Red Pompeian Red Arbor Gray Heather Bluetone Brown Blend	SB	SP
Asphalt Wavy Edge Siding Textured Surface Size 9 ¹ / ₂ "x 36" 	1 ¹ / ₄ " 1 ¹ / ₂ "	8"	50	2	123	A	Solid Colors Graytone Bufftone	...	SP

See our Current Price List for Prices
 * 174 lbs. per square at No. Tonawanda Factory.

The weights for shingles are approximate only and are based on gross weights if packed with shingle boards. When packed in fibre cartons, actual shipping weights will be less due to the lighter weight of the package.

 STRIP SHINGLES	SPECIFICATIONS					Group	SOLID COLORS AND BLENDS	PRODUCTS LISTED ARE AVAILABLE AT FACTORIES INDICATED: SB.....SO. BEND SP.....ST. PAUL NT.....NO. TONAWANDA JC.....JERSEY CITY
	Head Lap	Exposure	Strips per Sq.	Eds. per Sq.	Appr. Wt. per sq. Lbs.			
Carry Underwriters' Class C Label 12" Thatch Standard Surface Size 12"x36" 	4"	4"	100	3	215	A-1	Solid Colors Brilliant Green Blends Briar Green Pompeian Red Arbor Gray	SB SP NT ... SB SP ... SB SP ... SB ...
12" Thatch Textured Surface Size 12"x36" 	4"	4"	100	3	215	A-1	Blends Mayfair Green Venetian Red Brown Blend	... SP SP SP ...
 BRICK SIDING								
Brick Strip Siding (Overlay Type) Size 7 1/8"x 36" - 210 lbs. 	1 1/8"	3"	131	3	210	A-1	With Black Mortar Line: Chateau Buff Blend Tapestry Chateau Red Blend With Buff Mortar Line: Chateau Buff Blend Tapestry Chateau Red Blend	SB ... NT ... SB ... NT ... SB ... NT ... SB ... NT ... SB ... NT ... SB ... NT ...
Corner Units (7 1/8" wide)	Packed in cartons containing 25 rights and 25 lefts. Sufficient to cover 12 1/2 lineal feet. Weight approximately 25 lbs. per carton.					A-1	Same colors as Brick Siding	SB ... NT ...
Brick Strip Siding (Overlay Type) Size 7"x 36" - 210 lbs. 	1"	3"	134	3	210	A-1	With Black Mortar Line: Bright Red Colonial Gray With Cream Mortar Line: Bright Red "A" Blend "E" Blend With Brown Mortar Line: "E" Blend JC JC JC JC JC JC
Corner Units and Soldier Course for Above 7" wide	Packed in cartons containing 25 rights and 25 lefts. Sufficient to cover 12 1/2 lineal feet. Weight approximately 25 lbs. per carton.					A-1	With Black Mortar Line: Bright Red With Cream Mortar Line: Bright Red "A" Blend With Brown Mortar Line: "E" Blend JC JC JC JC

See our Current Price List for Prices

The weights for shingles are approximate only and are based on gross weights if packed with shingle boards. When packed in fibre cartons, actual shipping weights will be less due to the lighter weight of the package.

B3006 0374



INDIVIDUAL SHINGLES

SPECIFICATIONS

Group

SOLID COLORS AND BLENDS

PRODUCTS LISTED ARE AVAILABLE AT FACTORIES INDICATED:

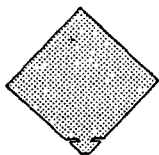
SB.....SO. BEND
SP.....ST. PAUL
NT.....NO. TONAWANDA
JC.....JERSEY CITY

Carry Underwriters' Class C Label

Head Lap Exposure Shingles per Sq. Bdls. per Sq. Appr. WL. per sq. Lbs.

Arro-Lock Special

Size 16" x 16"
A popular Lock Shingle made on heavy weight felt



2 1/2" Side Lap

82

2

138

B

Solid Colors

Brilliant Green
Persian Red
Blue Black

SB ... NT IC
SB ... NT IC
SB ... NT IC

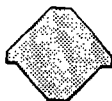
Blends

Briar Green
Venetian Red
Bluetone

SB ... NT IC
SB ...
SB ...

Lox-Klip

Size 16" x 16"
Copper Staples furnished.



2 1/2" Side Lap

82

2

138

B

Solid Colors

Brilliant Green
Persian Red
Blue Black

SB ...
SB ...
SB ...

Blends

Briar Green
Venetian Red

SB ...
SB ...

Super-Tite Shingles

Size 16" wide x 21"
With new improved Lock Cut-Out.



8"

6 1/2"

138

3

220

B

Solid Colors

Brilliant Green
Blue Black

SB ...
SB ...

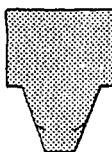
Blends

Briar Green
Venetian Red

SB ...
SB ...

Special Super-Tite Shingles

Size 16" x 17 1/2"



4 1/2"

6 1/2"

138

2

173

B

Solid Colors

Brilliant Green

... .. NT ...

Standard Individuals

Size 9" x 12 3/4"



4 3/4"

4"

380

4

253

B

Solid Colors

Brilliant Green
Persian Red
Blue Black

SB SP NT IC
SB ... NT IC
SB ... NT IC

Blends

Arbor Gray
Heather
Bluetone
Brown Blend

SB ... NT ...
SB ... NT ...
SB ... NT ...
SB ...

Giant Individuals

Size 12" x 16"



6"

5"

224

4

325

B

Solid Colors

Brilliant Green
Persian Red
Blue Black

SB ... NT IC
SB ... NT IC
SB ... NT IC





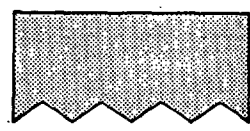

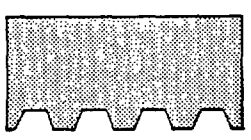
Blends

Briar Green
Pompeian Red
Arbor Gray

SB ... NT IC
SB ... NT IC
SB ... NT IC

See our Current Price List for Prices


The weights for shingles are approximate only and are based on gross weights if packed with shingle boards. When packed in fibre cartons, actual shipping weights will be less due to the lighter weight of the package.

 INDIVIDUAL SHINGLES	SPECIFICATIONS					Group	SOLID COLORS AND BLENDS	PRODUCTS LISTED ARE AVAILABLE AT FACTORIES INDICATED:			
	Head Lap	Exposure	Shingles per Sq.	Bdls. per Sq.	Appr. Wt. per sq. Lbs.			SB	SP	NT	JC
Carry Underwriters' Class C Label Giant Dutch Lap Individuals Size 16" x 12" Furnished with staples for application. 	2" Head Lap 3" Side Lap	10" x 13"	112	2	162	B	Solid Colors Brilliant Green Persian Red Blue Black Blends Briar Green Pompeian Red Arbor Gray	SB	SP	NT	JC
Dubl-Butt Wide Space Individuals* Size 12" x 14 1/2" 	3 1/2"	At Butt 12" x 5 1/2" At Top 8" x 5 1/2"	131	3	170	B	Solid Colors Brilliant Green Persian Red Blue Black Blends Briar Green Mayfair Green Arbor Gray	JC
 MINERAL SURFACED ROLL ROOFING	DIMENSIONS					Group					
Carry Underwriters' Class C Label	Sq. Ft. per Roll	Approx. Weight per Roll Lbs.									
Diamond Point Roll Roofing Size 32 In. x 48 Ft. 	128	105				C	Standard Surface Solid Colors Brilliant Green Persian Red Blue Black Blends Briar Green Pompeian Red Textured Surface Bluetone Brown Blend	SB	SP	NT	...
Style A Roll Roofing Size 32 In. x 48 Ft. 	128	105				C	Standard Surface Solid Colors With Black Edge: Brilliant Green Persian Red Blends With Black Edge: Briar Green Pompeian Red Textured Surface Blends With Plain Edge: Briar Green Pompeian Red Bluetone Brown Blend	SB	SP
Hex-Roll Roofing Size 32 In. x 48 Ft. 	128	105				C	Standard Surface Solid Colors Brilliant Green Textured Surface Blends Briar Green Pompeian Red Bluetone Brown Blend	...	SP

B8006 0376

See our Current Price List for Prices
 * Does not carry Underwriters' Label.

The weights for shingles are approximate only and are based on gross weights if packed with shingle boards. When packed in fibre cartons, actual shipping weights will be less due to the lighter weight of the package.

U.S. MINERAL SURFACED ROLL ROOFING	DIMENSIONS		Group	SOLID COLORS AND BLENDS	PRODUCTS LISTED ARE AVAILABLE AT FACTORIES INDICATED:			
	Sq. Ft. per Roll	Approx. Weight per Roll Lbs.			SB	SP	NT	JC
Sil-O-Ett Roll Roofing Size 32 In. x 48 Ft. 	128	105*	C	Standard Surface Solid Colors With Black Edge: Brilliant Green Persian Red Textured Surface With Plain Edge Paradise Venetian Red Bluetone	NT	...
Adamant Mineral Surfaced Roofing Includes Fixtures † Size 36 In. x 36 Ft.‡	108	90*	C	Solid Colors Gray Green Brilliant Green Slate Red Persian Red Blue Black	SB	SP	NT	JC
Paratex Mineral Surfaced Roofing Includes Fixtures † Size 36 In. x 36 Ft.	108	75	C	Solid Colors Gray Green Brilliant Green Slate Red Persian Red Blue Black	SB	SP	...	JC
Starter Strips 9 In., 12 In., and 18 In. wide x 36 Ft. For Starter Strips beneath shingles, for valley linings and covering hips and ridges.		22 29 44	C	Solid Colors Gray Green Brilliant Green Slate Red Persian Red Blue Black Blends Arbor Gray Heather Bluetone Brown Blend	SB	SP	NT	JC
U.S. SMOOTH SURFACE ROLL ROOFING								
Zeen-X Corrugated Surface Roll Roofing Includes Fixtures † 36 In. x 36 Ft. An excellent grade of Smooth Surface Roofing with Coating corrugated both sides and dusted with micaceous talc. Spiral Shank Nails included as fixtures.	108	55* 65* 75*	C C C		SB	SP	NT	JC
Imperial Mica Surfaced Roll Roofing Includes Fixtures † 36 In. x 36 Ft. Smooth surface with mica finish both sides to give long wearing qualities.	108	35 45 55* 65* 75*	C C C C C		SB	SP	NT	JC
Dixie Talc Surfaced Roll Roofing Includes Fixtures † 36 In. x 36 Ft. Corrugated surface with talc finish.	108	35 45 55	C C C		SB	SP
Paraco-Talc Surfaced Roll Roofing Includes Fixtures † 36 In. x 36 Ft. Corrugated surface with talc finish.	108	35 45 55	C C C		NT	JC




See our Current Price List for Prices.

* Carry Underwriters' Class C Label.

† If furnished without fixtures, deduct 2½ lbs. from weight per roll.

‡ Also available at South Bend Factory only in 1-1/5 sq. rolls 32"x48" and 1 1/2 sq. rolls 32"x50" in the following colors: Blue Black, Brilliant Green and Persian Red, and in 1 sq. rolls 32"x40" 6" in Brilliant Green color only

B3006 0377

 BUILT-UP ROLL ROOFING	DIMENSIONS		Group	SOLID COLORS AND BLENDS	PRODUCTS LISTED ARE AVAILABLE AT FACTORIES INDICATED:			
	Sq. Ft. per Roll	Approx. Weight per Roll Lbs.			SB	SP	NO. TONAWANDA	SO. BEND
17" Selvage Edge Mineral Surfaced Cap Sheet 32" x 40' 6" Each roll contains sufficient material to cover 1/2 square of roof area.	108	55*	C	Brilliant Green Persian Red Blue Black	SB	SP
Asphalt Saturated and Sanded Cap Sheet 36 In. x 72 Ft., 34 Lbs. per Sq. A roofing felt saturated with asphalt coating and sand surfacing on one side only. Used as a cap sheet in Built-Up roofing.	216	68*	C		SB	SP	...	JC
Seal-Co Cap Sheet Size 36 In. x 72 Ft. An inexpensive cap sheet, saturated and coated, with corrugated surface and talc finish.	216	68	C		JC
 ASPHALT AND TAR SATURATED FELTS	DIMENSIONS							
	Sq. Ft. per Roll	Approx. Weight per Roll Lbs.						
Asphalt Felt 12 Lb. - +36 In. *15 Lb. - +36 In. 24 Lb. - +36 In. *30 Lb. - +36 In. † Also furnished 32" wide at South Bend and St. Paul.	432 432 216 216	52 65 52 65	SB	SP	NT	JC	JC	JC
Tarred Felt 12 Lb. - 32 In. *15 Lb. - 32 In.	432 432	52 65	SB	SP	NT	JC	JC	JC
 SATURATED SHEATHINGS AND BUILDING PAPERS								
House Liner Asphalt saturated felt with smooth asphalt coating, surfaced with talc.	200	50	SB	SP	NT	JC	JC	JC
Saturated Sheathing No. 2 Half Rolls Full Rolls A saturated felt for sheathing purposes.	162 324	24 1/2 49	...	SP
Asphalt Sheathing 12 Lb. - 36 In. 15 Lb. - 36 In. 30 Lb. - 36 In.	216 216 108	26 32 1/2 32 1/2	...	SP	...	JC	JC	JC
String Felt Half Rolls Full Rolls Asphalt saturated felt for sheathing purposes, with threads embedded in the felt for reinforcement.	250 500	22 44	...	SP
Slaters Felt 25 Lb. 30 Lb. A paper used for sheathing purposes saturated with asphalt.	500 500	25 30	SB	...	NT	JC	JC	JC

* Carry Underwriters' Label.

BB006 0378



BUILDING PAPERS

DIMENSIONS

PRODUCTS LISTED
ARE AVAILABLE
AT FACTORIES
INDICATED:

SB.....SO. BEND
SP.....ST. PAUL
NT.....NO. TONAWANDA
JC.....JERSEY CITY

Sq. Ft.
per Roll

Approx.
Weight
per Roll
Lbs.

Black Waterproof Building Paper

(Saturated and Coated)

50 Lb.
35 Lb.

A permanent waterproof sheathing for use under all types of shingles and siding or between floors.

500
500

50
35

SB SP NT JC
SB SP NT JC

Cushion Felt

An indented felt, asphalt coated on one side only, for use under all types of siding.

100

25

SB SP

Inso-Bak Board

3/8" thick asphalt coated insulation board for use under all types of sidings. Size 2x5' and ship-lapped two long edges. (Stocked at mills mentioned for mixed shipments with asphalt products and available in carload shipments from Greenville, Miss. and Lisbon Falls, Me.)

100
Sq. Ft.
per Bundle

70 lbs.
Appr.
Weight
per Bundle

SB SP

Red Rosin Sheathing

20 Lb.
25 Lb.
30 Lb.
40 Lb.

500
500
500
500

20
25
30
40

SB SP NT JC
SB SP NT JC
SB SP NT JC
SB SP NT JC

Blue Plasterboard

Half Roll
Full Roll

250
500

30
60

SB SP
SB SP

Multi-Ply Building Paper

A quality line of asphalt laminated kraft sheathing papers, jute reinforced, waterproof and strong. Standard rolls 36" wide containing 500 sq. ft.

Weights shown are per 500 sq. ft. roll.

9 Ply -- Saturated
Three sheets of saturated kraft, jute in 2" diamond mesh and 1 1/8" longitudinal rows.

500

33

SB SP NT JC

6 Ply -- Plain
Two sheets of kraft, jute in 2" diamond mesh and 1 1/8" longitudinal rows.

500

25

SB SP NT JC

5 Ply -- Saturated
Two sheets of saturated kraft, jute in 1/2" diamond mesh.

500

32

SB SP NT JC

5 Ply -- Plain
Two sheets of kraft, jute in 1/2" diamond mesh.

500

32

SB SP NT JC

3 Ply -- Plain
Two sheets of kraft, no jute reinforcement.

500

20

SB SP NT JC

Prices on rolls 48, 60, 72 and 84" wide and other information on request.

Black Kraft Paper--36"

An asphalt saturated kraft paper.

250

10

... SP

Deadening Felt

Weight 1/2 Lb. per Sq. Yd.....
Weight 3/4 Lb. per Sq. Yd.....
Weight 1 Lb. per Sq. Yd.....
Weight 1 1/2 Lb. per Sq. Yd.....

900
450
450
450

50
37 1/2
50
75

... .. JC
SB JC
SB SP NT JC
SB SP NT JC

**U.S. ASPHALT PAINTS,
PLASTIC CEMENTS
AND COATINGS**

CONTAINER SIZES

Approx.
Wt.
Lbs.

Group


PRODUCTS LISTED
ARE AVAILABLE
AT FACTORIES
INDICATED:
SB.....SO. BEND
SP.....ST. PAUL
NT.....NO. TONAWANDA
JC.....JERSEY CITY

<p>USG Roof Cement Black</p> <p>High grade plastic cement for flashing, patching and damp proofing work.</p>	<p>1 lb. Cans—48 per case... 75 2½ lb. Cans—24 per case... 70 5 lb. Pails—12 per case... 75 10 lb. Pails— 6 per case... 70 25 lb. Pails..... 28 50 lb. Pails..... 55 100 lb. Pails..... 110 225-250 lb. Drums..... 225-250 450-500 lb. Drums..... 450-500</p>	<p>F</p>	<p>SB SP NT JC</p>
<p>USG Roof Coating Black</p> <p>An excellent coating for use over old composition or metal roofs.</p>	<p>Pint Cans (Lap Cement)..... 1 1 Gallon Pails—6 per case... 55 5 Gallon Pails..... 45 10 Gallon Pails..... 90 30 Gallon Drums..... 250 55 Gallon Drums..... 475</p>	<p>F</p>	<p>SB SP NT JC</p>
<p>USG Asbestos Fiber Coating Black</p> <p>Same as the above with addition of asbestos fibers.</p>	<p>1 Gallon Pails—6 per case... 57 5 Gallon Pails..... 47 10 Gallon Pails..... 94 55 Gallon Drums..... 500</p>	<p>F</p>	<p>SB SP NT JC</p>
<p>USG Asphalt Primer</p> <p>A cut-back asphalt of thin consistency for priming concrete or gypsum roof decks.</p>	<p>5 Gallon Pails..... 45 10 Gallon Pails..... 90 30 Gallon Drums..... 250 55 Gallon Drums..... 475</p>	<p>F</p>	<p>SB SP NT JC</p>
<p>USG Dampproofing Coating</p> <p>A coating of asphalt and solvent for preventing the penetration of moisture and dampness into brick, concrete and masonry surfaces above or below the grade.</p>	<p>1 Gallon Pails—6 per case... 55 5 Gallon Pails..... 45 30 Gallon Drums..... 250 55 Gallon Drums..... 475</p>	<p>F</p>	<p>SB JC</p>
<p>Protokote Roof Cement Black</p> <p>A competitive priced plastic cement for flashing, etc.</p>	<p>1 lb. Cans—48 per case... 75 2½ lb. Cans—24 per case... 70 5 lb. Pails—12 per case... 75 10 lb. Pails— 6 per case... 70 25 lb. Pails..... 28 50 lb. Pails..... 55 100 lb. Pails..... 110 225-250 lb. Drums..... 225-250 450-500 lb. Drums..... 450-500</p>	<p>F</p>	<p>SB SP NT JC</p>
<p>Protokote Asphalt Roof Coating</p> <p>A competitive priced roof coating.</p>	<p>1 Gallon Pails—6 per case... 55 5 Gallon Pails..... 45 10 Gallon Pails..... 90 30 Gallon Drums..... 250 55 Gallon Drums..... 475</p>	<p>F</p>	<p>SB SP NT JC</p>
<p>Protokote Asbestos Fiber Coating</p> <p>Same as above with asbestos fibers added.</p>	<p>1 Gallon Pails—6 per case... 57 5 Gallon Pails..... 47 10 Gallon Pails..... 94 55 Gallon Drums..... 500</p>	<p>F</p>	<p>SB SP NT JC</p>

USG . . . WHERE RESEARCH DEVELOPS BETTER • SAFER • BUILDING MATERIALS



IN THIS WEATHEROMETER intense light simulates the sun's rays—one hour's exposure is equivalent to many days of burning sunlight—an intensive test in which every sample must prove that it is "Fortified" against scorching heat of summer.



AFTER THE SUN—THE RAIN. Water is sprayed on the samples in the Weatherometer. This is the equivalent of a driving rainstorm. The samples must prove their ability to hold their own. Quick freezing followed by thawing is also a part of the testing.

USG is a name known for 35 years of leadership in building materials.


Extensive research and production facilities are devoted to proving products and probing every channel which promises future betterment.

Over a long period it has become generally accepted that "USG" means "Quality." That this phrase shall be a fact, men are stationed like sentries in the great roofing plants—quality control men—who watch every step, weigh every

ingredient, time every operation, measure every material—then prove every product.

As a result, USG roofings and sidings are "Fortified" to give a good account of themselves in service.

This follows as a natural consequence of the continual process of proving and improving—based on a past rich in experience, unsurpassed facilities, and a guiding principle that USG building products shall always excel.



FINALLY . . . each product is tested under actual outdoor conditions. Records are carefully kept of the daily performance. Results are carefully checked. For "Fortified" roofing must defy the worst the elements have to offer and come through with a good record.

88006 0381



WITH SERVICE THAT COVERS THE CONTINENT...

U S G SALES OFFICES

ALBANY, N. Y.
1106 National Savings Bank Bldg.

ATLANTA, GA.
1110 Candler Bldg.

BALTIMORE, MD.
Court Square Bldg.

BIRMINGHAM, ALA.
1203 Comer Bldg.

BOSTON, MASS.
505 Statler Office Bldg.
20 Providence St.

BUFFALO, N.Y.
514 Brisbane Bldg.
1116 Rand Bldg.

CHARLOTTE, N. C.
1012 First National Bank Bldg.

CINCINNATI, OHIO
3012 Carew Tower

CLEVELAND, OHIO
627-629 Hanna Bldg.

DALLAS, TEX.
1302 Santa Fe Bldg.

DENVER, COLO.
836 Continental Oil Bldg.

DETROIT, MICH.
7310 Woodward Ave.

HOUSTON, TEX.
706 Sterling Bldg.

INDIANAPOLIS, IND.
1015 Architects' and Builders' Bldg.

KANSAS CITY, MO.
4638 Millcreek Pkwy.

LOS ANGELES, CALIF.
807 Architects Bldg.

MILWAUKEE, WIS.
(At Mill) 439 W. Oregon St.

MINNEAPOLIS, MINN.
1310 Foshay Tower

NEW YORK, N. Y.
30 Rockefeller Plaza

OMAHA, NEB.
312 Woodmen of the World Bldg.

PHILADELPHIA, PA.
1616 Walnut St.

PITTSBURGH, PA.
1905 Commonwealth Bldg.

PORTLAND, ORE.
302 Spalding Bldg.

ST. LOUIS, MO.
1047 Big Ben Blvd.

SALT LAKE CITY, UTAH
Dooly Bldg.

SAN FRANCISCO, CALIF.
2501 Harrison St.

WASHINGTON, D. C.
Investment Bldg.
15th and K Sts., N. W.



UNITED STATES GYPSUM COMPANY • Chicago