Reznor Manufacturing Company

66 Union Street, **Mercer, Pa.**

Gas Unit Heaters—nine sizes: 25,000 to 250,000 Btu; **Console-Type Room Heaters**—25, 50 and 75,000 Btu; **Duct Furnaces**—50,000 to several million Btu; **Gas Horizontal Furnaces**—75,000, 100,000 and 125,000 Btu.

Reznor Series DS Sectional Duct Furnaces
150,000 to Several Million BTU

Sectional assembly simplifies installation. Capacities totaling 2,000,000 Btu and above can be installed in custom engineered heating systems from sections weighing no more than 315 pounds. Unlimited number of sizes in steps of 50,000 Btu from 150,000 to several million Btu. All assembled from four basic sections—150, 200, 250 and 300,000 Btu.

Units are compact, highly efficient, lightweight heat exchangers, each with a full complement of combustion controls. For assembly with components for air-moving, cooling, cleaning and humidification selected to meet the exact requirements of each job. May also be used as booster units to supplement other warm air heating equipment.

Designed for installation as an integral part of the ductwork, all sections are equipped for either suspended or base mounting. Because air flow through the heater may be in either direction, sections can always be turned to provide easy access to controls and burners. To provide for seasonal operation of less than the total capacity, each section is complete with controls and built-in draft diverter.

The unit shown above is a 450,000 Btu duct furnace (one 150,000 and one 300,000 Btu section mounted side-by-side). Because sections can be mounted in a single bank or in a double bank, overall dimensions depend on the manner of installation. All sections are 37 in. high and 24 in. deep. Width varies according to capacity.



Burners are mounted in a drawer which slides out the front of the unit for burner inspection and cleaning. All controls (electric valve, pressure regulator, main and pilot shutoff cocks, safety pilot, and limit control) are attached to the burner drawer.

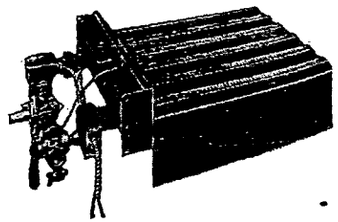

Specifications—DS Duct Furnace Sections

Section	Btu Input	Btu Output	EDR	Thruput-cfm		High	Deep*	Wide**	Weight
				Minimum†	Maximum††				
DS-150	150,000	120,000	519	1200	1800	37″	24″	18⅞″	190 lbs
DS-200	200,000	160,000	692	1600	2400	37″	24″	24⅜″	235 lbs
DS-250	250,000	200,000	864	2000	3000	37″	24″	29⅞″	275 lbs
DS-300	300,000	240,000	1038	2400	3600	37″	24″	35⅜″	315 lbs

† 90° rise †† 60° rise.
* For minimum total depth of multiple rows add depths of sections, then add 12″.
** For total width of multiple sections add widths of sections.

Reznor Manufacturing Company

66 Union Street, **Mercer, Pa.**

Check your local phone directory for your nearest Reznor distributor or district office

Methods of Installation—DS Series Duct Furnaces

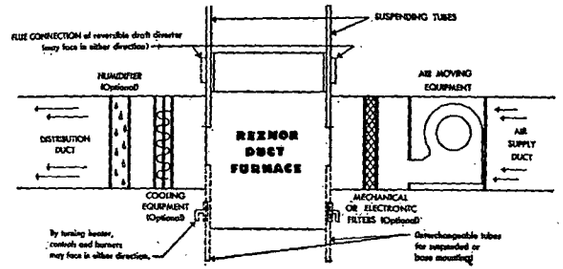

This schematic diagram shows how Reznor Series DS Duct Furnaces may be combined in the duct system with other components. All components shown (except the blower or other air-impelling equipment) are optional, to be used only as required by the specific job to be done. It is recommended that cooling and humidifying equipmen be installed downstream

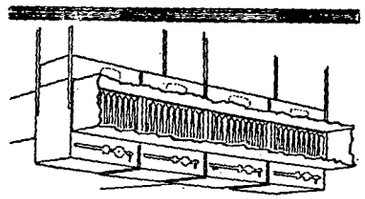

Multiple-section single bank installation with common air supply and distribution ducts.

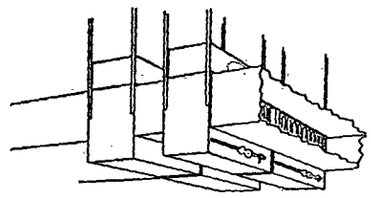

Multiple-section, double-bank installation with common air supply and distribution ducts.



Reznor Gas Unit Heaters

Completely automatic heating for all commercial and industrial buildings . . . as the basic system or to supplement other types of equipment. Eight sizes—25,000 to 200,000 Btu with choice of propeller fan or centrifugal blower plus 250,000 Btu twin-fan model. Aluminized steel heat exchangers. Cast iron universal burners. Built-in draft diverter. For complete details, dimensions and specifications write for Bulletin B-55-UH.

Reznor Series D Duct Furnaces



For residential and small commercial applications requiring a heat exchanger for use in a custom engineered system. Four sizes: 50, 75, 100 and 125,000 Btu. For installation with any combination of equipment for air moving, cooling, cleaning and humidification. Burner access and controls completely enclosed on same side of handsomely-styled cabinet. All models 22 in. wide by 23 in. high; depth varies with capacity. Complete with combustion controls and built-in draft diverter. For suspended or base mounting. Bulletin B-55-D