CG 03 CODE KY-907-D PKG

012/H

PROCESSES APPROVED BY
( ) KY-907-D (H) FWP 06/15/82

JUN 25 1982 (DATE) F2L47 (LOT) 4780* (EST WGT)

COMTYP JOB NAME: 03KY907DMH
TYPED BY:
STANDARD HRS. 8.9 TIME _____ M

LOCATN	CG	CODE	PQ	LOT	DRY* WEIGHT	DRY CONT	NO. PKG	PKG WGT	TOTAL WEIGHT	ACTUAL USE LBS
	14	Y469D	93	D2E2E	3550	100	71	50	3550	3550
	14	YC-2	93							
	14	YC-2	93							
	14	YC-2	93							

NOTE

Warehouse Request (10884)

EQUIPMENT		NAME : "KROLOR" YELLOW-MEDIUM	USE LBS	N-CODE	NON-BLEEDING ACCT LBS
		BEFORE USING SV, MAKE SURE THAT N-28-D LINE IF ANY IS BLANKED OFF.			
203 & 263	1	RUN 60"(990 G) WATER IN V-203. SET AGITATOR ON HIGH SPEED.			
	2	WEIGH IN DRUM & POUR IN	355	32-D	355
	3	DUMP IN AND STIR 5 MIN LOT	71X50	Y-469-D	3550
		RECORD: START 6PM D2E2E			
1		FIN 9PM			
	4	ADJUST TO 75" (1275 G)			
	5	WITH AGITATOR ON LOW SPEED PUMP V-203 THRU HOMOG AT 2400-2600 PSI INTO V-205			
	6	WHEN V-203 MT, WASH COLOR THRU HOMOG WITH MIN OF HOT WATER AT 2400-2600 PSI INTO V-263			
	7	RECORD: V-263 VOL 55" & ADJ TO 60" (2100 G)			
	8	INSPECT HOMOG STRAINER & CLEAN IF NECESSARY			
205 SV 2	9	RUN 10" (514 G) WATER INTO V-240 & START AGITATOR			
	10	PUMP V-205 THRU HOMOG AT 4800-5200 PSI INTO SV. RECORD: TIME START 5:20P TOTAL MINUTES 155			
	11	NOTE: IF HOMOG PRESSURE FALLS BELOW 4800 PSI, 3-WAY VALVE WILL RECIRCULATE SLURRY TO V-205			
		WHEN V-205 MT, RUN IN 5" (240 G) WATER & PUMP THRU HOMOG AT 4800-5200 PSI INTO SV			
SP & CP 3	12	SP STEP 01 - SET FORMULA SELECTOR TO POSITION 1 (V-243) OR POSITION 6 (V-244)			
	13	PRESS SV CAM RESET PB - SET 22 TC IN AUTO REMOTE (TEMP IS SET AT 190-194*F)	JUL 23 1982		
	14	RECORD LEVELS & SET R/M COUNTER #1 AS FOLLOWS:			
		A. 11LG 32% PRESET #3 45 GAL		115-D	239
	15	SET STRIKE FLOW CONTROLLERS AS FOLLOWS:			
		3FC10 (N-27-D CONTROLLER) IN MANUAL 0.73 GPM		27-D	302
		3FC20 (N-27-D WATER) IN MANUAL LOCAL 9.56 GPM			
		3FR10 (N-27-D/WATER) RATIO 1.31			
		8FC10 (N-32-D CONTROLLER) IN MANUAL .96 GPM		32-D	2022
		8FC20 (N-32-D WATER) IN MANUAL LOCAL 8.45 GPM			
		8FC20 (N-32-D WATER) IN REMOTE			
		8FR10 (N-32-D/WATER) RATIO 1.76			

N37990

LOT= _____ _ COMTYP JOB NAME = 03KY907DMH PAGE 02 DATE PRINTED: 6/16/82

EQUIPMENT		PAGE 2 CG 03 KY-907-D V-240	USE LBS	N-CODE	ACCT LBS
	16	'OPERATOR STEP PB			
320	17	RECORD LEVEL 2LG 62% IF BELOW 35% FOLLOW SOL'N			
SV		MAKE-UP PROCEDURE FOR N-27-D			
SP	18	ADJUST SV TO 48" (2470 G)			
CP	19	RECORD PH 10.0 ADJ TO 11.1-11.3 WITH N-7-D AT			
		5% (10 PARTS WATER TO 1 PART N-7-D)			
4		SIPHON INTO SV. RECORD: PH 11.0. ASSUME 50%	_____	7-D	_____
	20	OPERATOR STEP PB			
	21	SP STEP 06/39. AFTER HEAT-UP RECORD: PH 9.8.			
SV	22	SWITCH 3FC20, 8FC10, & 8FC20 TO AUTO			
SP	23	OPERATOR STEP PB			
	24	SP STEP 10/43. WHEN 3FC20, 8FC10 & 8FC20 FLOWS			
		ARE IN LIMITS, SWITCH 3FC10 TO AUTO & PB			
5	25	SP STEP 11/44. WHEN 3FC10 & 3FC20 FLOWS ARE IN			
		LIMITS, SWITCH 3FC20 TO REMOTE			
	26	OPERATOR STEP PB			
	27	DURING STRIKE RECORD: 9:55 P.M.			
		SP STEP			
		V-243/V-244 PH RANGE TIME			
		13/46 (30 MIN) 9.5 9.0-10.0 10:25			
		14/47 (60 MIN) 9.5 9.0-10.0 10:55			
		15/48 (2 HRS) 9.5 9.0-10.0 11:55			
		16/49 (3 HRS) 9.3 9.0-10.0 12:55			
		17/50 (FINAL) 7.3 7.5-8.5 1:40			
		NOTE: IF PH NOT IN RANGE, NOTIFY SUPV & NOTE			
		IN LOG. IF FINAL PH >8.5, ADJ TO 7.5-8.5.			
		& RECORD: PH ___. ASSUME 77%	____	27-D	____
	28	SIFT IN	55	128-A	55
385	29	ADD 27" (208 G) WATER TO V-385			
6	30	ADD & STIR FOR 2 MIN FOR S 57 • 10 ASSUME 50%	90	7-D	45
	31	DURING STRIKE CHECK LEVEL IN V-387.			
387	32	IF LOW LEVEL LIGHT IS NOT LIT, GO TO S-35			
7	33	IF LOW LEVEL LIGHT IS LIT, VERIFY BY CHECKING			
		THAT LOW LEVEL PEG IN VAT IS ABOVE SURFACE			
	34	IF VISUAL CHECK CONFIRMS LOW LEVEL, FOLLOW			
		STEARATE MAKE-UP PROCEDURE.			
	35	RUN IN 32" (317 GAL). DO NOT MAKE UP THIS			
		SOLUTION MORE THAN 30 MINUTES IN ADVANCE.			
		DELAY BETWEEN END OF STEP 41 HEAT-UP AND			
		START OF STEP 48 HOMOGENIZATION SHOULD BE			
		LESS THAN 30 MINUTES.			
388	36	TURN ON STEAM & AGITATOR			
3	37	ADJUST TO 42" (403 GAL) AT 178-182*F			
	38	SET BADGER METER FOR 550#			
	39	PUMP IN FROM V-387 THRU UNDERSURFACE	450	169-A	450
		DISTRIBUTORS AS FAST AS POSSIBLE	50	155-A	50
			50	160-A	50
	40	SHUT OFF PUMP			
	41	STIR 30 MIN AT 178-182*F FOR S 48			
	42	DO NOT SHUT OFF AGITATOR			

EQUIPMENT		PAGE 3 CG 03 KY-907-D	USE LBS	N-CODE	ACCT LBS
SV & SP 9	43	WHEN S28 COMPLETE HEAT SV TO 198-200 DEG F IN 5 TO 10 MIN			
	44	CLOSE WATER LINE & DISCHARGE VALVES AT STEARATE PUMP			
	45	OPEN V-388 DISCHARGE VALVES TO STEARATE PUMP INLET			
	46	OPEN WATER VALVE AT STEARATE PUMP & RUN WATER THRU HOMOG AT 2900-3100 PSI TO SEWER			
SV & SP 9 CONT	47	WHILE HOMOG WATER AT 2900-3100 PSI, OPEN HOMOG DISCHARGE VALVE TO SV AND CLOSE VALVE TO SEWER			
	48	IMMEDIATELY OPEN STEARATE PUMP DISCHARGE VALVE, TURN ON PUMP & HOMOG V-388 TO SV AT 2900-3100 PSI. MAINTAIN SV AT 198-200*F.			
	49	WHILE HOMOG V-388 TO SV, SHUT OFF WATER VALVE AT STEARATE PUMP ASAP			
	50	WHEN HOMOG COMPLETE, RINSE IN V-388 WITH HOT WATER FROM HOT WATER MIXER			
	51	WHEN S50 COMPLETE TURN OFF HOMOG & STERATE PUMP			
	52	STIR 5 MIN AT 198-200*F			
	53	SHUT OFF STEAM			
	54	WHEN S53 COMPLETE, OPERATOR PB			
	55	SP STEP 23/53 RECORD PH 3.5 (3.3-3.7)			
	56	IF NECESSARY, ADJ PH TO 3.3-3.7 (DOWNWARD ONLY) & RECORD: PH____.			
		NOTE: USE LIQUID ALUM, N-115-D. ADD TO SV VIA BADGER METER. STIR 5 MIN AFTER EACH ADDITION. ASSUME 50%	_____	115-D	_____
	57	RUN IN N-7-D FROM S-30 IN 10-12 MIN & STIR 5MIN			
	58	RECORD: PH 4.4 (4.2-4.4) & IF NECESSARY, ADJ TO PH 4.2-4.4 & RECORD: PH____. ASSUME 50%	_____	7-D	_____
		(DILUTE 10 PARTS TO 1 WITH WATER) ASSUME 78%	_____	27-D	_____
		SIPHON N-7-D INTO SV			
	59	OPERATOR STEP PB			
	60	OPERATOR STEP PB			
	61	SP STEP 60 - BATCH COMPLETE			

START TIME	START SP STEP	FINISH TIME	FINISH SP STEP	OPERATOR
2:00PM	_____	3:20PM	_____	320
5:PM	_____	11PM	_____	54
11PM		3AM		282

DUP050046280

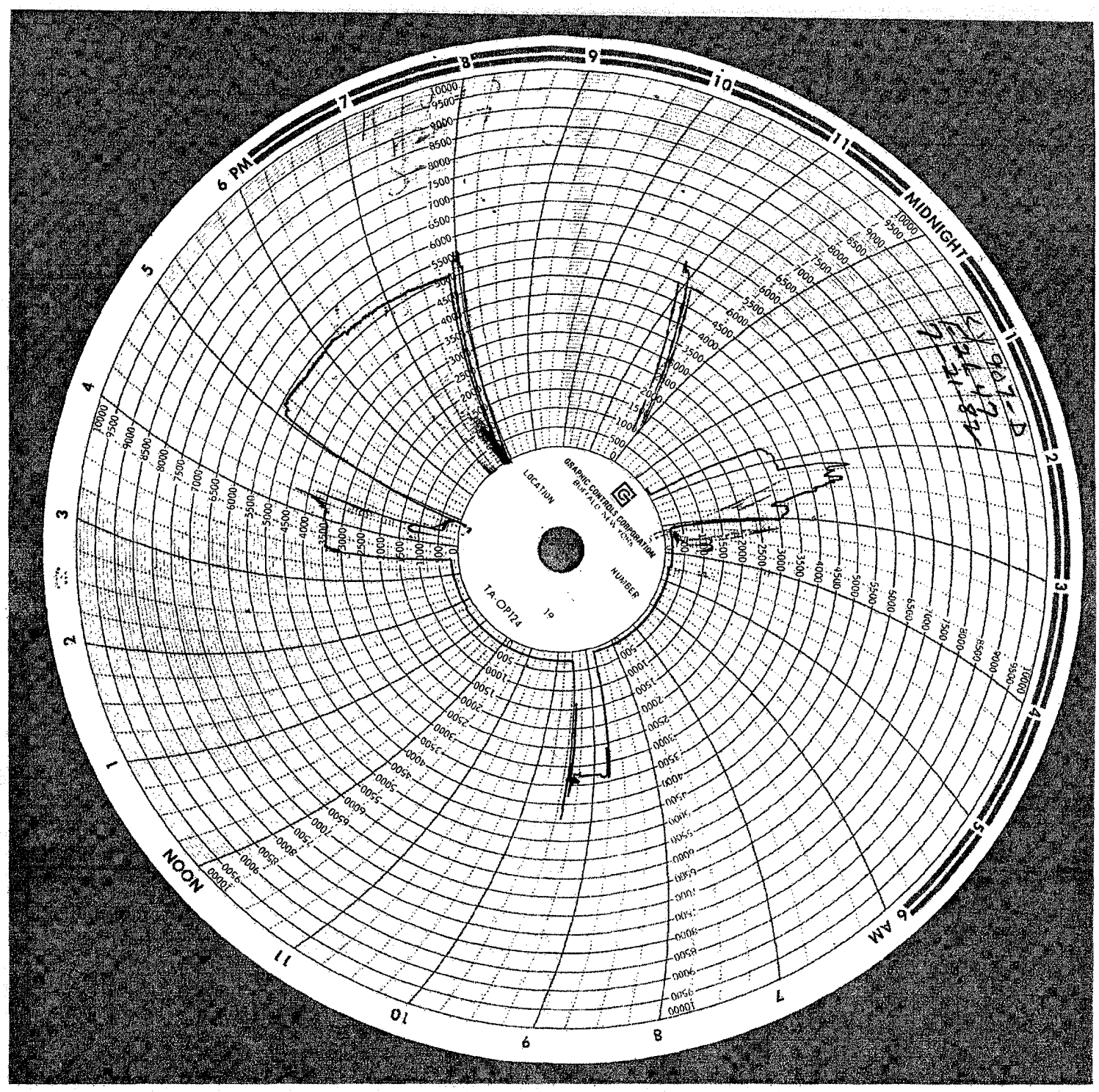

DUP050046281



DUP050046282

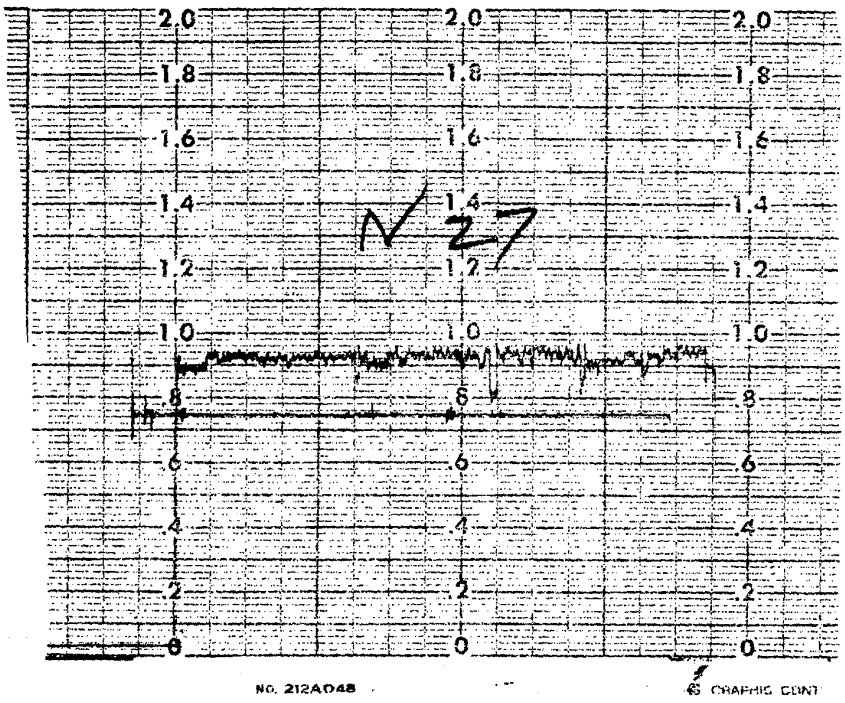

DUP050046283

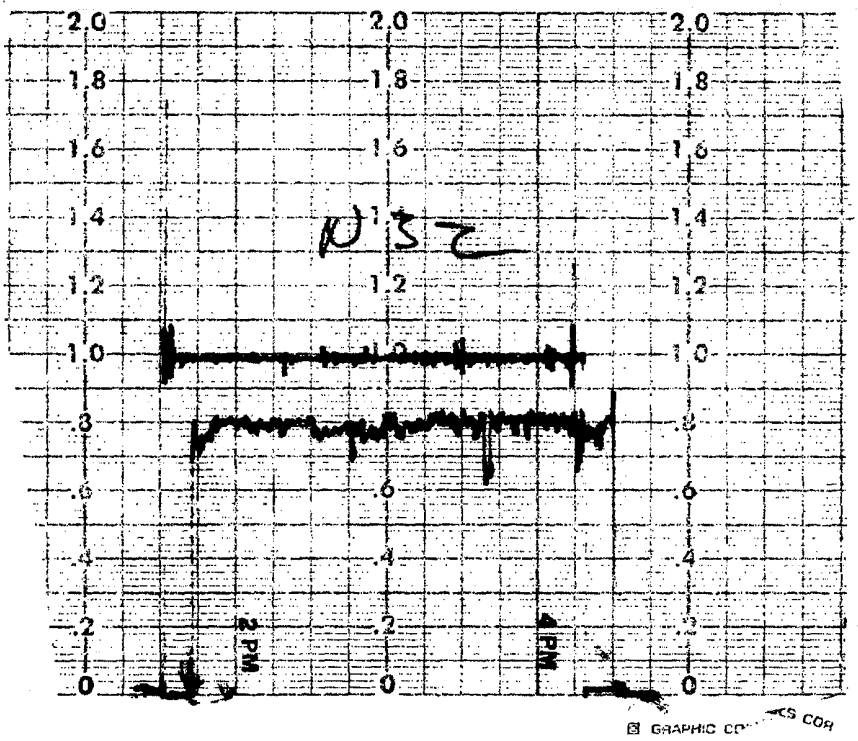

DUP050046284