ASBESTOS FLOWSHEET Nº 2
REFINING & FILTRATION

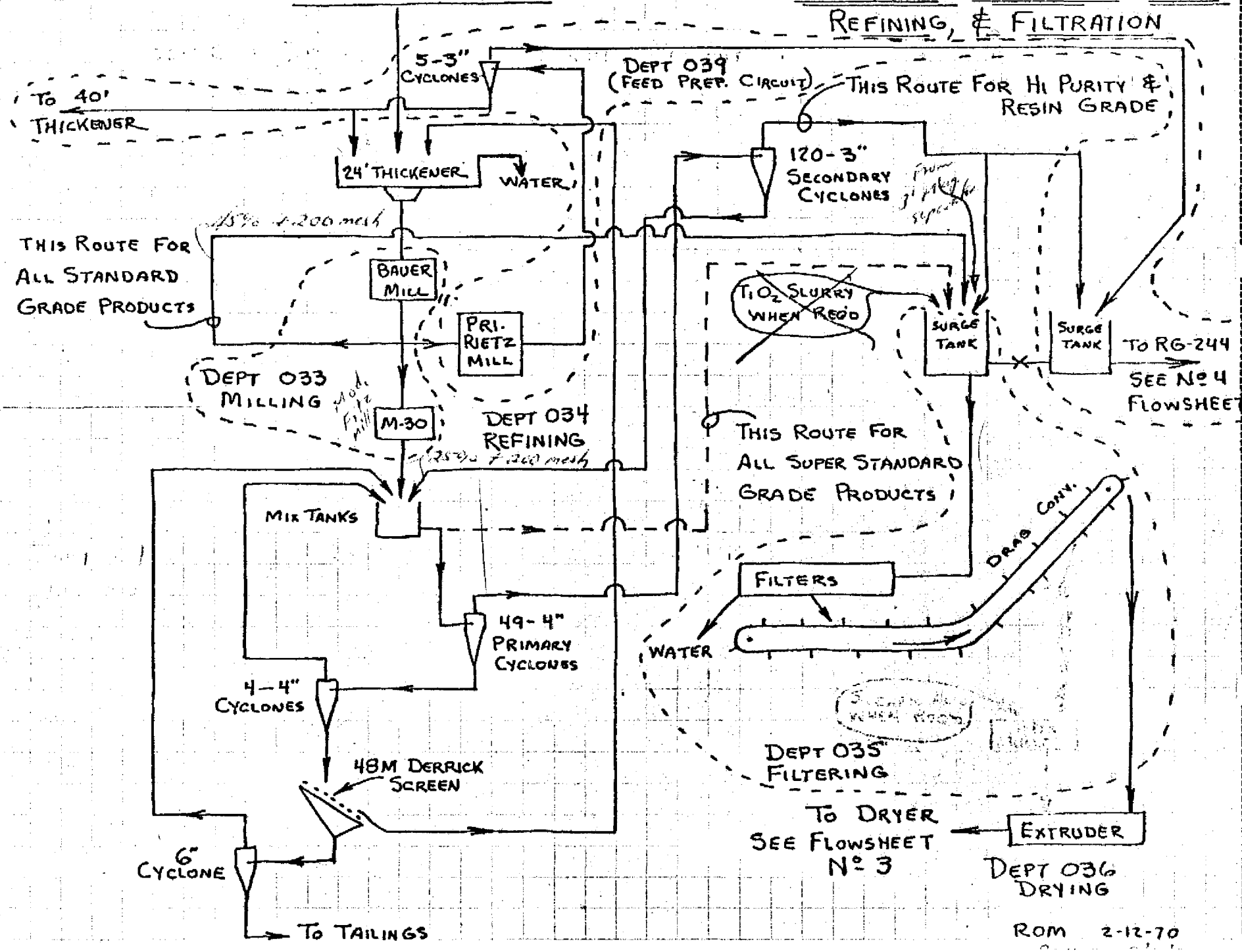

BY _____ DATE _____
CHKD. BY _____ DATE _____
SUBJECT _____
SHEET NO. _____ OF _____
JOB NO. _____

UCC 009316

Asbestos Flowsheet No 3
Final Product Handling

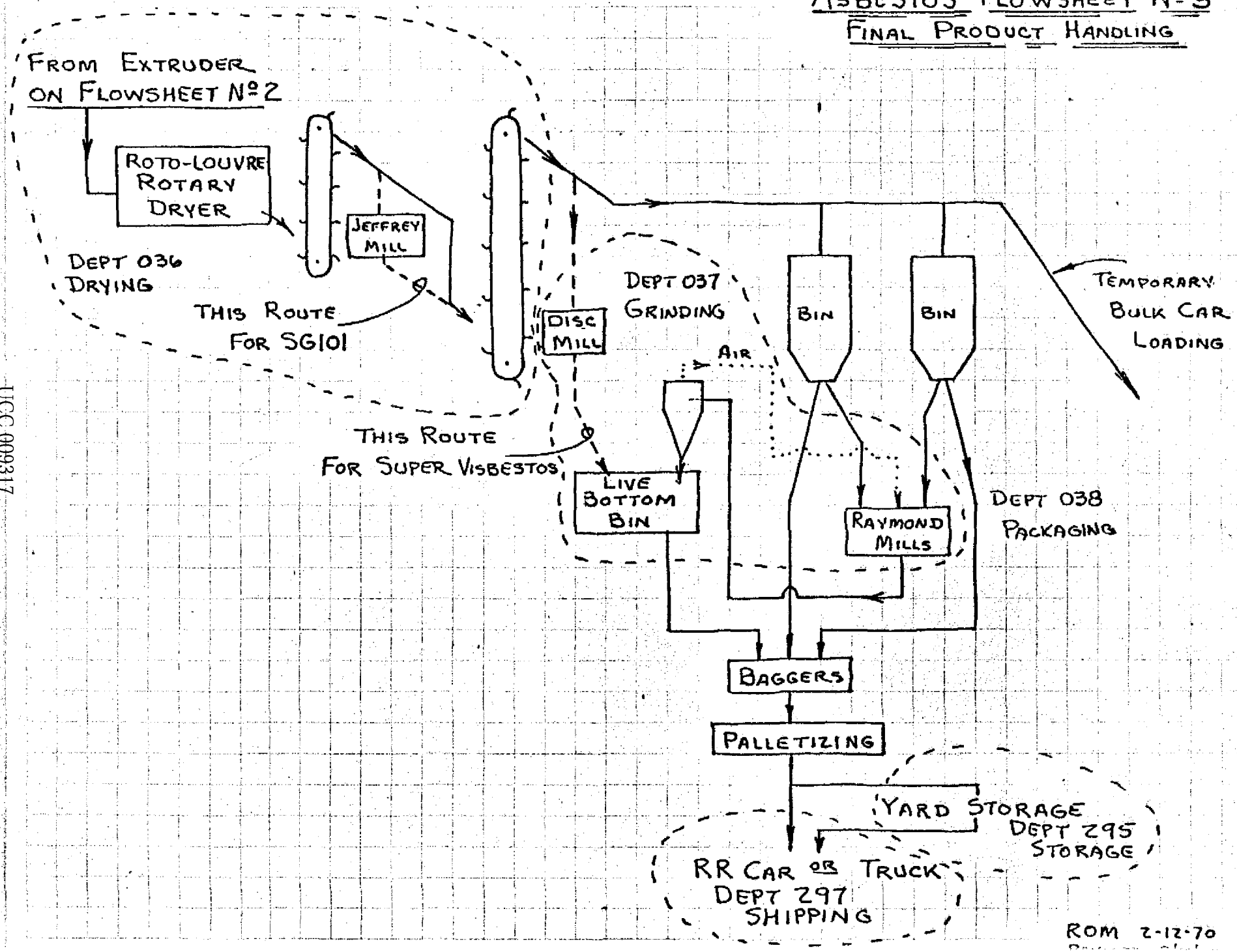

ROM 2-12-70

BY_____ DATE_____ SUBJECT_____

CHKD. BY_____ DATE_____ JOB NO._____ SHEET NO._____ OF_____

UCC 009317

Asbestos Flowsheet No 4
RG-244 Circuit
Dept 039

(See Flow sheet No 2 for Feed Prep. Circuit)

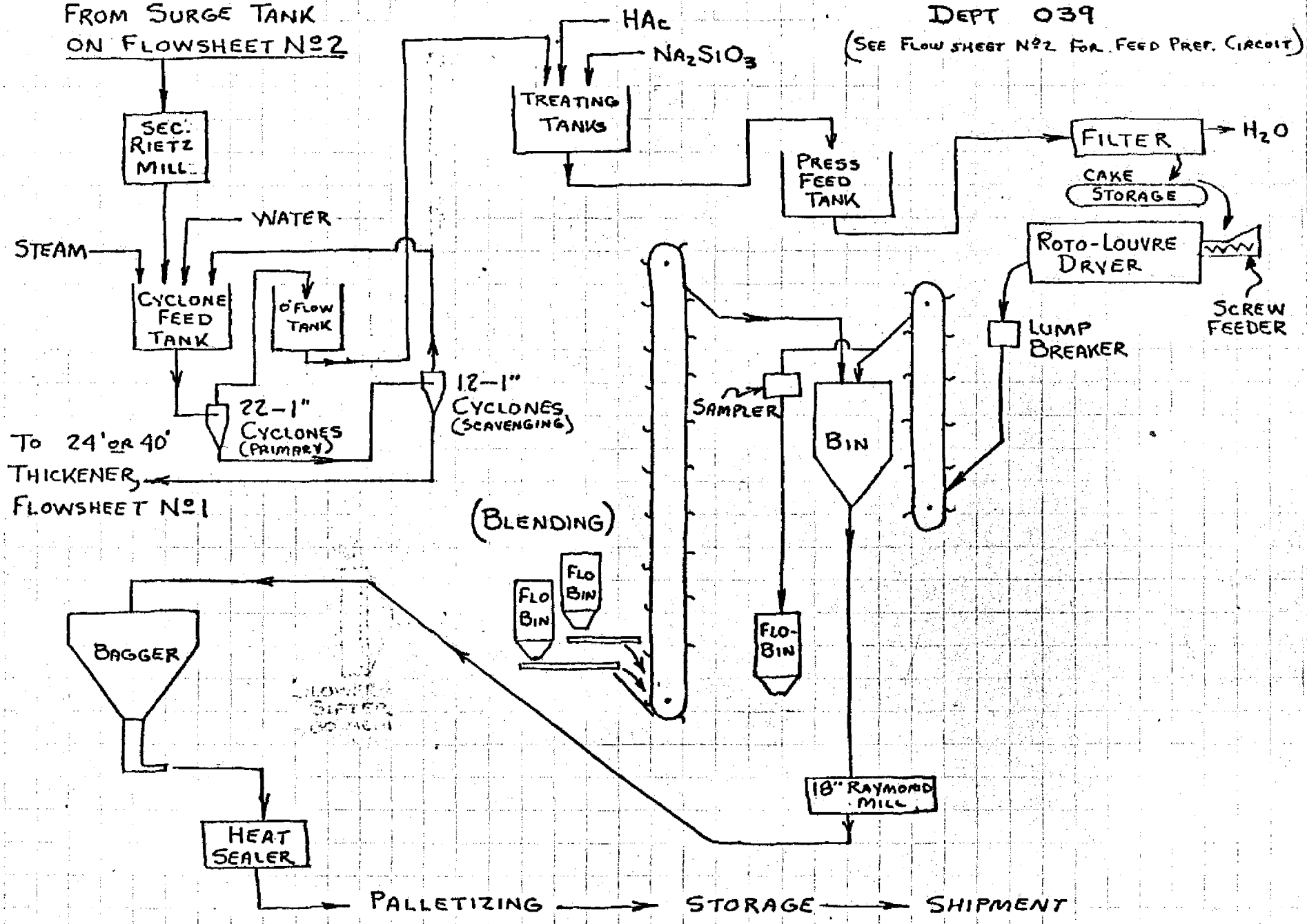

ROM 2-12-70

BY_____ DATE_____
CHKD. BY_____ DATE_____
SUBJECT_____
SHEET NO._____ OF_____
JOB NO._____

UCC 009318

UC 149-2

UNION MINERALS

INTERNAL CORRESPONDENCE

MINING AND METALS DIVISION • P. O. BOX 1049, GRAND JUNCTION, COLORADO 81501

To (Name) Messrs. F. H. Larrison
Company Emifaco Madlanglyan
Location O. J. Malacarne
W. C. Paris
John Skavarla

Copy to J. F. Emerson
E. C. Gibbs
R. J. Klotzbach
W. G. Thurber
R. G. Woolery

Date January 21, 1974

Originating Dept.

Answering letter date

Subject King City Value Engineering

As you have been advised or as I have discussed with you, a "Value Engineering Team" has been organized comprised of the addressees and the writer to examine the possibilities of increasing the production from the King City plant. The team will meet in King City at 8:00 A.M. on February 12, 1974, in a room to be arranged for by Larry Larrison. The team should plan on spending the entire week at King City. By this letter I am requesting Larry Larrison to make motel reservations at the "Sage Motel" starting the night of February 11 for the travelling participants.

Mr. W. Thurber will meet with the team for the first hour or so on February 12, 1974, to define the goal of the team. If any member of the team cannot make the meeting or has any questions, please contact the writer.

Very truly yours,

D. G. Millenbruch

DGM:evk

RECEIVED
JAN 22 1974

2-4-74

Bill:

Here is the table of production rates you requested. The 1972 Actual & Budget figures are the same. These figures were determined in August, 1972 for the Budget and were not corrected or changed at the year's end. Starting in Jan 1973 we have kept a month and YTD total.

Harrison

When does grinding become limitation

RECEIVED
FEB 5 1974

Value Engineering Study @ K.C.

Team: Millenbrush, Holgcarne, Hitt, Larrison, Paris (?)

Objective: Increase the production rate and therefore the throughput of King City mill. Achieve a 15% increase in capacity. Base line improvements already installed as of 1/15/74. Review main circuit, RG-244 circuit & maintainence procedures. Eg 20 shifts + one for maintainence.

What about Tons product/Tons ore rates,

1. RG-244 60% NI
2. Drop in yield
3. Drop in production hours
4. Drop in production rate
5. Maintainence questions

August 73 (7-13% less) 7/27/73

HBR (WCT)

		Rate Produce	Rate Grind	Est. Sales Tons	Produce Tons	Production Hrs Produce	Production Hrs Bag Grind
HPP	Reg	3.57	3.11	6.80	120	39	18
HPP	Dep	"	"	6.80	210	68	31
HPO		"	"	1.60	30	10	19
RG100		3.00	3.00	6.00	12	4	2
RG144		3.57	3.11	1.45	50	16	34
SX 14		"	"	1.45	15	5	10
RG110	D	4.06	3.70	1.70	32	9	19
RG110	W	"	"	1.30	28	8	22
SG210		"	"	1.80	350	95	194
SG200		"	"	4.60			
SG200X		3.00	3.00	6.00			
Supervis-C		4.06	3.70	4.30	100	27	23
HGSY		3.00	3.00	6.00	65	22	11
SG-100		5.03	4.70	8.35			
SG-101		"	"	5.40	60	13	11
SG-102		"	"	8.10	630	134	78
SG-104		"	"		470	100	
SG-130		"	"	2.70	20	4	7
Vishatas		"	"	3.40	35	7	10
Tricobest		"	"	4.30	100	21	23
T-135	P		3.53	5.20	300	85	57
T-135	O		3.53	2.40	200	57	83
Tot.					2827	724	652
RG-244					70		
SX-24					11		
Tot. All					2908		

(A) Production - $\frac{724}{(.9)(8)}$ = 100 Shifts

(B) Grind-Pkg. - $\frac{652}{(.9)(8)}$ = 91 Shifts

(C) Available Shifts - (31)(3) = 93

UCC 009322

GAL-14

King City, Ca. 67-241

Hourly Payroll Hours Worked - Direct labor Hours - Net Tons Production

Year 1972 - 6 Mos. 1973

1972 Month	Total Hrs Worked		Total Direct Hours		Net Tons Prod.
Jan.	5858	3.69	3068	1.93	1587
Feb	5512	3.16	2805	1.61	1747
Mar	5854	2.99	2984	1.52	1957
Apr.	5351	3.32	2899	1.80	1614
May	5710	3.53	2899	1.79	1617
June	5701	3.51	2922	1.80	1625
July	2675	3.42	1289	1.65	783
Aug	6164	3.24	3179	1.67	1904
Sept.	5102	2.86	2727	1.53	1785
Oct.	5138	2.52	3204	1.41	2280
Nov.	5379	2.57	3183	1.52	2097
Dec.	5609	2.68	3218	1.54	2095
Total	64656	3.07	34377	1.62	21091

1973 Month	Total Hrs Worked		Total Direct Hours		Net Tons Prod.
Jan	6845	2.82	3715	1.53	2427
Feb	6384	2.67	3564	1.49	2387
Mar	7945	2.82	4218	1.50	2818
Apr.	8094	3.15	3896	1.52	2567
May	8512	3.32	4579	1.79	2564
June	8312	3.28	4326	1.70	2538
Total	46092	3.01	24238	1.58	15301

UCC 009323