DEC 21 1979

(243) ~~244~~ (Automated) C.V. D.V.

CG 03 CODE KY-795-D PKG.

DEC30 33559

EST. WGT. 1162 ~~1110~~ LBS.

STD. HRS. 8.2 TIME 3P M

PROCESSES	APPROVED BY
( ) KY-795-D (H)	EWK 10-05-76
( ) ( )	DCG 10-07-76
( ) ( )	MTW 10-11-76
( ) ( )	FWP 12-22-78
TYPED BY emw122278	

OK / KP

14 YC-2-B 93 4 Lot 24081, 2000#

14 YC-2-B 93 4 Lot 24198, 1500#

14 YC-2-B 93 4 Lot _____, _____# Leakin Homog # 4 – 2nd Pass

Total Wgt. ~~4612~~# 4662 Pumped V-243 To V-240 3 – NON-BLEEDING

IPMENT		NAME: KROLOR® YELLOW MEDIUM		USE LBS.	N CODE	ACCT. LBS.
203 & ~~205~~ 1 263	1	Run 60" (992 G) water into V-203				
	2	Weigh in drum & pour in		475	32-D	475
	3	Dump in & stir 5 min	Lot	70 x 50	YC-2-B	3500
		Record: Start 7:30P	24081	2000		
		Fin 9:20A	24198	1500		
	4	Adj to ~~78" (1328 G)~~ 75" (1275G)				
	5	Pump V-203 thru Homog at 2400-2600 psi into V-~~205~~ 263				
	6	When V-203 MTY wash color thru Homog at 1800-2200 psi using minimum water. Use Hot Water				
	7	Record: V-205 Vol 40" & adj to 51" (1874 G)				
	8	Inspect Homog strainer & clean if necessary				
~~205~~ & SV 2 263	9	Run 10" (514 G) water into V- 243 & start agitator				
	10	Pump V-205 thru Homog at 4800-5200 psi into V-				
		Record: Time Start 5:30P Total Min 135				
		NOTE: If Homog pressure falls below 4800 psi, 3-way valve will recirculate slurry to V-205				
	11	When V-205 MTY, run in 5" (240 G) water and pump thru Homog at 4800-5200 psi. Rinse in using Hot Water				
SP & CP 3	12	SP Step 01 - Set Formula Selector to position #5 (V-243) or #10 (V-244)				
	13	Press SV Cam Reset PB set 22 TC in Auto Remote (Temperature is set at 190-194°F)				
	14	Record levels and set Raw Material Counter #1 as follows:				
		a. 11 LG 30 % - preset #1	104 Gal		15-A	208
	15	Set strike flow controllers as follows:				
		a. 3FC10 (N-27-D Controller) in Manual	0.95 GPM		27-D	394
		b. 3FC20 (N-27-D Water) in Manual Local	7.7 GPM			
		c. 3FR10 (N-27-D / Water Ratio)	0.8			
		d. 8FC10 (N-32-D Controller) in Manual	1.27 GPM		32-D	2675
		e. 8FC20 (N-32-D Water) in Manual Local	6.2 GPM			
		f. 8FC20 (N-32-D Water) in Remote				
		g. 8FR10 (N-32-D / Water) Ratio	1.0			
SV SP & CP 4	16	Operator Step PB				
	17	Record Level 2LG 60 % if below 35% follow solution make-up procedure for N-27-D				
	18	Adj SV to 68" (3495 G)				
	19	Record: pH 10.8 Adj to 11.1-11.3 using N-7-D dilute to 5% (10 parts water to 1 part N-7-D)	Assume 50%	18	7-D	9
		Siphon N-7-D into SV & Record: pH 11.1				
	20	Operator Step PB				

10 REV.

V-243

SHIPMENT		PAGE 2 CG 03 CODE KY-795-D (H) EST. WGT. 4612 LBS.	USE LBS.	N CODE	ACCT. LBS.
SV SP & CP 5	21	SP Step 06/39 - After heat up Record: pH 9.95 (9.5-10.0)			
	22	Switch 3FC20, 8FC10, 8FC20, to Auto			
	23	Operator Step PB			
	24	SP Step 10/43 - When 3FC20, 8FC10, 8FC20 water flows in limits switch 3FC10 to Auto, Operator Step PB			
	25	SP Step 11/44 - When 3FC10, 3FC20 flows in limits, switch 3FC20 to Remote			
	26	Operator Step PB			
	27	During Strike, Record pH & Time as follows:	10	1:25 PM	
		SP Step V-243/V-244 — pH — Range — Time			
		13/46 (30 min) 9.8 9.0-10.0 10:55			
		14/47 (60 min) 9.8 9.0-10.0 11:25			
		15/48 (2 hrs) 9.8 9.0-10.0 12:25			
		16/49 (3 hrs) 9.8 9.0-10.0 1:25			
		17/50 (Final) 9.0 7.5- 8.5 2:10			
		NOTE: If not as specified notify Supervisor & note in log			
		If final pH above 8.5 adj to 7.5-8.5 & Record: pH 8.0 Assume 77%	30	27-D	20
Drum 7	28	Weigh into 55 Gal Drum Assume 50%	56	7-D	28
	29	Fill with water & stir 2 min		"	
SV SP & CP 8	30	SP Step 17/50 - After checking pH, Operator Step PB			
	31	Step 23/53 - Record: pH 3.7 (3.3-3.7)			
	32	If necessary adj pH to 3.3-3.7 (DOWN ONLY) Record: pH		15-A	
	33	Sift in ~~3 bags~~	Sc. ~~150~~	128-A	~~150~~ 150
	34	Siphon in N-7-D from S 29 in 10-12 min & stir 5 min			acc
	35	Record: pH 5.3 (4.0-4.2) & if necessary adj to pH 4.0-4.2			
		& Record: pH 4.2 Assume 77%	20	27-D	15
		(Dilute 10 parts water to 1 part N-7-D) Assume 50%		7-D	
		Siphon N-7-D into SV			
	36	Operator Step PB			
	37	SP Step 24/54 - Pour in & stir 15 min	22	978-A	22
	38	Operator Step PB			
	39	SP Step 60 - Batch complete			

START TIME	START SP STEP	FINISH TIME	FINISH SP STEP	OPTR
3:00 PM		11:00 PM		235-30
11:00 PM		3:00 AM		201 & 24

DUP050093456

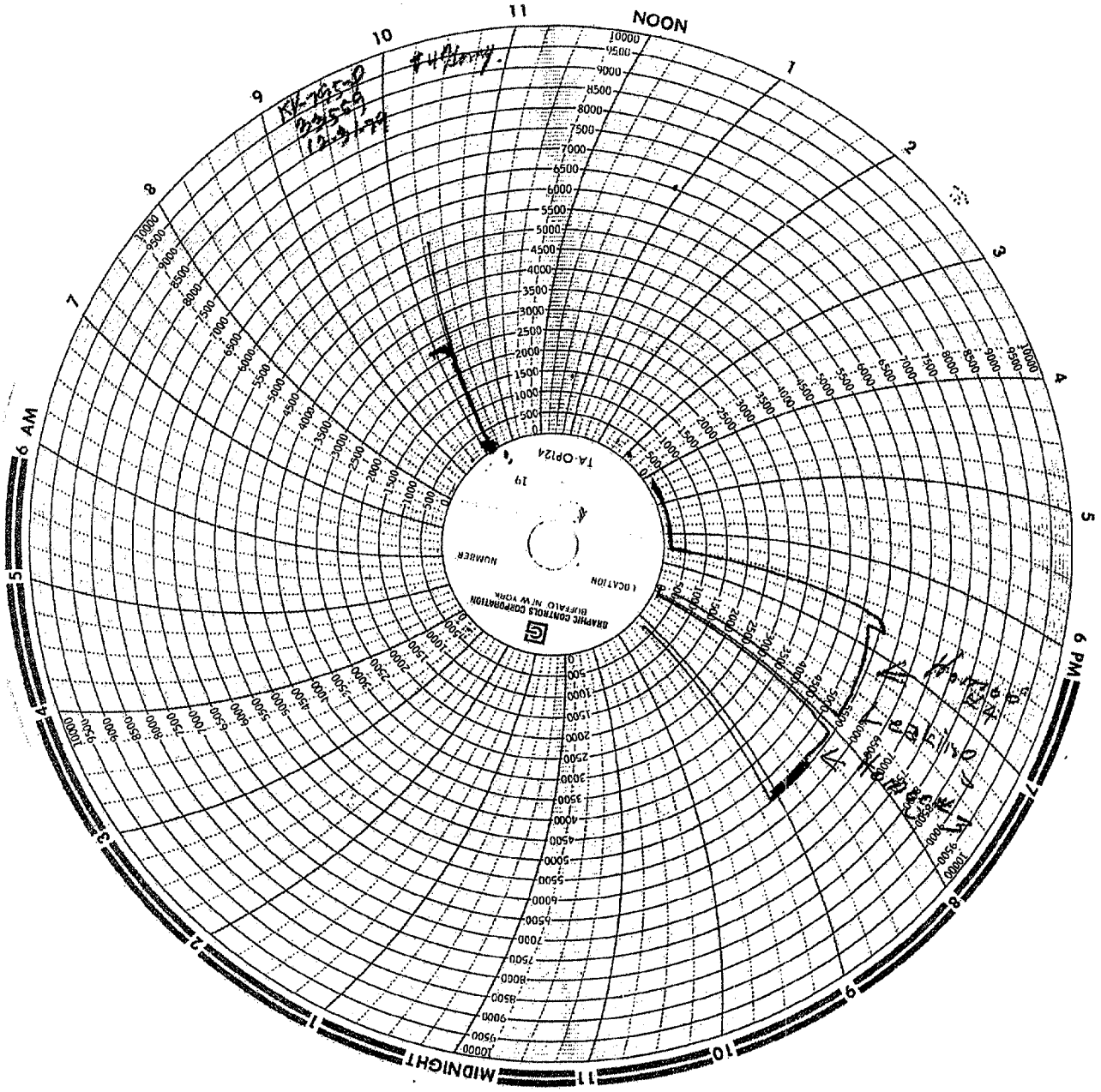

DUP050093457

V-243

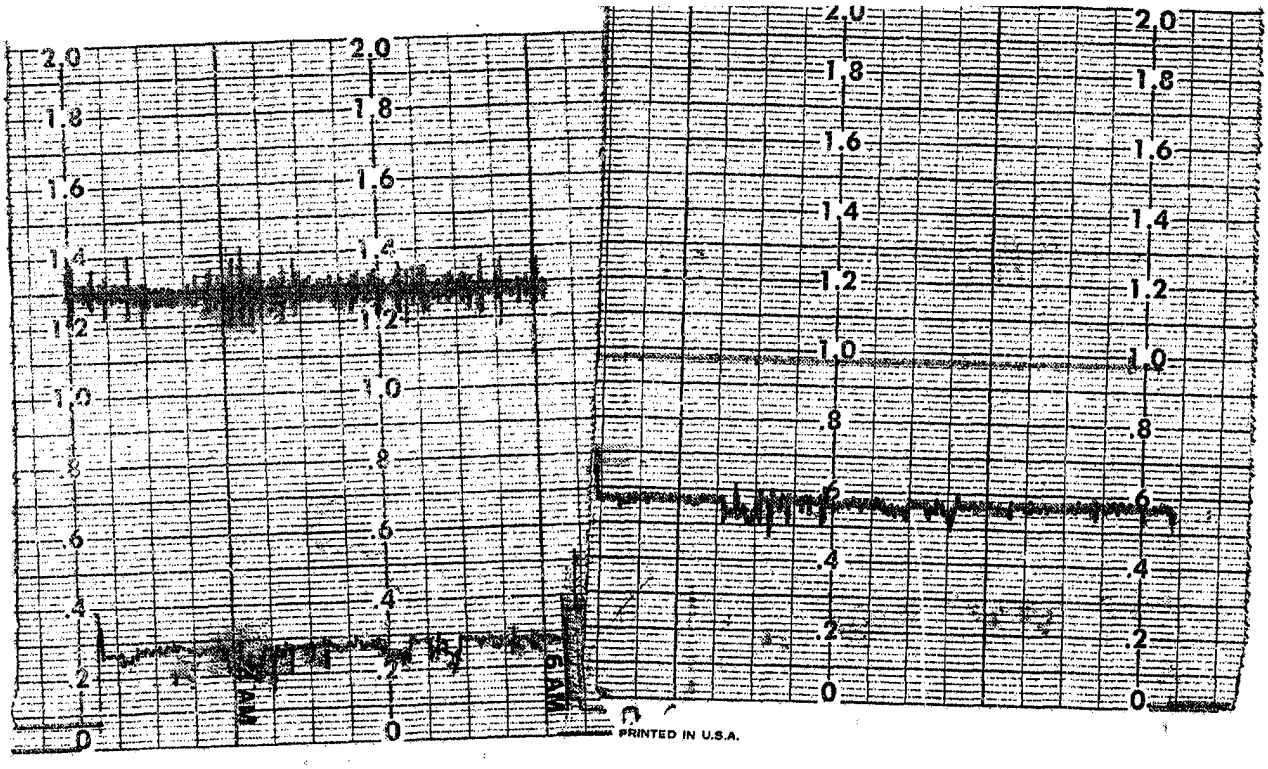

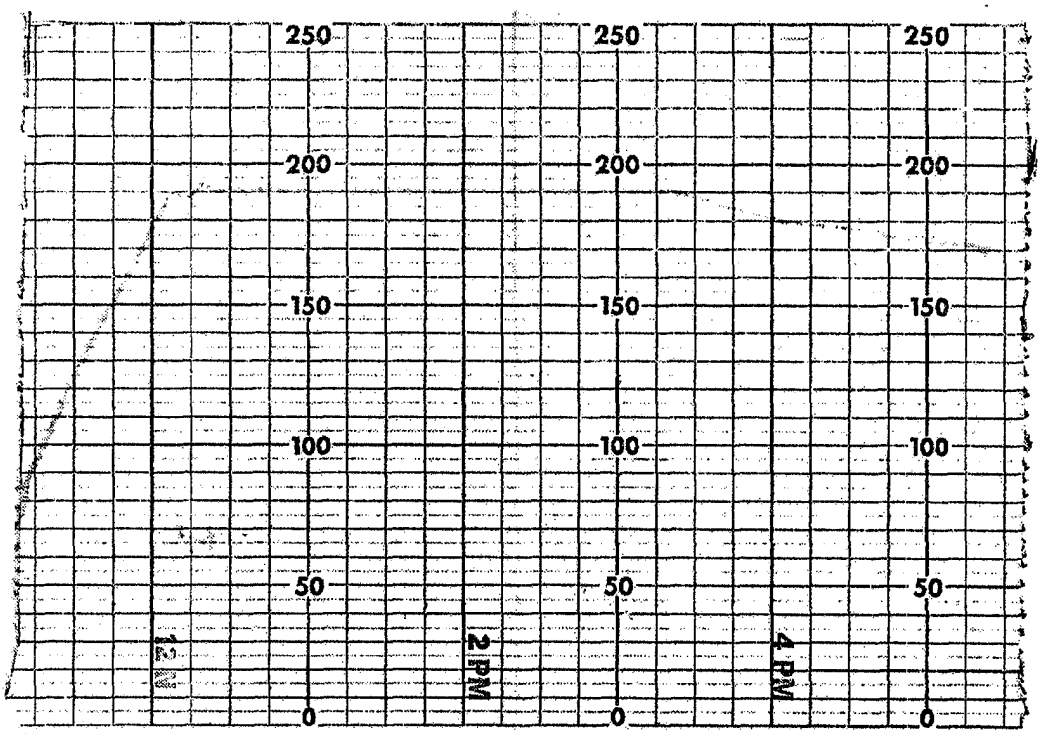

DUP050093459