COMPANY CONFIDENTIAL

Ed Bowles

Monsanto

Anniston Plant

TECHNICAL SERVICES DEPARTMENT

MONTHLY REPORT

Anniston

C. K. Eastman
C. A. Rose
J. C. Landwehr
L. J. Boesch
G. W. Miller
W. B. Papageorge
W. F. Taffee
H. L. Williams

General Offices

H. C. Carder
W. R. Robirds
D. Danna (5)
. B. Hodges
D. B. Hosmer (2)
W. A. Kuhn
C. F. Luecke
N. L. Sample
J. E. Smith
R. J. Stratmeyer
H. S. Trail

OTHER LOCATIONS

D. W. Jackson-WGK
T. M. Patrick - So. 2nd St.
A. H. Forsten - Alvin, Texas

Summary

April, 1969

Cost Improvement Results

	Est. Act.	Target	% of Target
Month	$14,520	$46,645*	31.2
YTD	$95,385	$128,045*	74.4*

*Targets revised upward from $31.9 M, month and $94.6 M YTD. Sharply reducing % target YTD from March 141.

Organic Division

All long term delivery items on the Santowax R column controls project have arrived. Installation is expected in May.

The Solid Aroclor instrumentation project to increase 5460 yield is 50% installed. The State Health Department license for radioactive source has not been received and could delay project completion.

Construction of central Chlorine Unloading and Biphenyl Hydrogen Purification complete. Instrument check out and calibrations are underway. Start-up of facilities will be in early May with demonstration to follow by May 15.

First phase of water white Muriatic Acid project completed and off-gas catch pot has been put into operation.

Training sessions were held with all operators on the new concept and methods of PNP reactor depressurization control. A 30-day demonstration was started. The control system has functioned perfectly to prevent plugging and clean-outs during a period of exceptionally high solids. Circumstantial evidence points to excessive foaming of reactor as cause of continuing high solids.

Agricultural Division

Tentative amendment "K" to the Methyl Parathion process for Acetone Recovery was approved 4/21. Plant test on number three condensation reactor to follow in May.

DSW 377648

AN-306 REV. 11/1/1968

COMPANY CONFIDENTIAL INFORMATION

"This document contains confidential information which is the property of Monsanto Company. Only those portions of the document relevant to a duly authorized individual's need to know may be exerpted for him. The report must not be sent outside the Company without written approval and the recipient is accountable for its safe keeping, exerpting or otherwise disclosing of its contents and for its proper disposal."

STLCOPCB4099380

Design and Drafting

Emergency radio communications installation completed April 23 and successfully utilized in emergency plan test run on April 30.

Preparation for chlorine shutdown included preliminary design for system to fill 2200 mercury flasks and liaison with Surplus Property Disposal.

Santowax R column instrumentation being checked out prior to installation.

Pollution Control

Waste audit for Aroclor Department scheduled for May.

Quality

The Plant Quality Score was 84.0, down 10.0 from March with a YTD score of 91.6 against a target of 95.0 minimum. A drop in quality uniformity was general through most departments. A decline in benzol raw material quality was revealed.

J. C. Landwehr

jw

DSW 377649

ORGANIC DIVISION
1969 TSD COST IMPROVEMENT

	ANNUAL	JAN	FEB	MAR	APR	MAY	JUN	JUL	AUG	SEP	OCT	NOV	DEC
Sol.Aro.	TAR				2250	2250	2250	2250	2250	2250	2250	2250	2250
LI-Still SpG.	EST				-								
AFE 3015	ACT												
Sp.Solid Aro.	TAR	2600	2600	2600	2600	2600	2600	2600	2600	2600	-	-	-
Lower 5060	EST	1500	5490	4890	2150								
	ACT	1500	5490	4890									
Sol.Aro.-Still	TAR				160	170	160	170	160	170	160	170	160
Coolout temp.	EST				-								
AFE 3015	ACT												
Sol.Aro.-Chlorto	TAR				390	390	390	390	390	390	390	390	390
Batch End	EST				-								
AFE 3015	ACT												
SW/R Composition	TAR					2750	2750	2750	2750	2750	2750	2750	2750
	EST												
AFE 3016	ACT												
Solid Aro.	TAR					1080	1080	1080	1080	1080	1080	1080	1080
Montar 5 Flake	EST												
AFE 2949	ACT												
Sol.Aro.	TAR	2500	2500	2500	2500	2500	2500	2500	2500	2500	2500	2500	2500
Blend 4465	EST	1690	1920	1680	1490								
	ACT	1690	1920	1680									
Sol.Aro.-Verti-	TAR	70	80	70	80	70							
cal Still Cond.	EST	70	90	90	90								
AFE 2324	ACT	70	90	90									
Sol.Aro.Cl_2	TAR			940	940	950							
T/C Dock	EST			0	-								
AFE 2342	ACT			0									
Cl_2 Plt.Down No	TAR						950	940	950	940	950	940	950
Unload	EST												
CED 1831	ACT												
Solid Aro.-Flake	TAR	3000	3000	5000	5000	5000	5000	5000	5000	5000	5000	5000	5000
& Drum	EST	0	0	1000	2000								
CED 1430	ACT	0	0	1000									
Liq.Aro.	TAR	3000	3000	-	-	-	-	-	-	-	-	-	-
48-53 M #/yr.	EST	0	5500	-									
AFE 2545	ACT	0	5500	-									
Liq.Aro.-No.2	TAR										3000	3000	
Still Entrain Sep.	EST												
AFE 3093	ACT												
Liq.Aro.-Montar	TAR			1080	1080	1080	1080	1080	1080	1080	1080	1080	1080
Disposal	EST			0	0								
AFE 2952	ACT			0									
Warehouse	TAR	2000	3000	3000	3000	3000	3000	3000	3000	3000	3000	3000	3000
	EST	2000	2000	2000	3000								
CEA 1452	ACT	2000	2000	2000									
Liq.Aro.New	TAR			1500	1500	1500	1500	1500	1500	1500	1500	1500	1500
Burners #3 Still	EST			0	0								
	ACT			0									
Biphenyl Relocate	TAR	500	500	500	500	500	500	500	500	500	500	500	500
No. 1 Preheat	EST	1500	0	1560	1870								
CEA 1892	ACT	1500	0	610									
HB-40 2 A/C's	TAR	3000	3000	3000	3000	3000	3000	3000	3000	3000	3000	3000	3000
	EST	2230	2580	0	600								
AFE 3102	ACT	3490	2420	0									

DSW 377650

STLCOPCB4099382

ORGANIC DIVISION
1969 TSD COST IMPROVEMENT

		ANNUAL	JAN	FEB	MAR	APR	MAY	JUN	JUL	AUG	SEP	OCT	NOV	DEC
BiØ Improve Tower Treat. AFE 3155	TAR						450	450	450	450	450	450	450	450
	EST													
	ACT													
Improve Plt. Power Factor	TAR						900	900	900	900	900	900	900	900
	EST													
	ACT													
Central Air System	TAR										1000	1000	1000	1000
	EST													
	ACT													
Optimize Rx Time	TAR			2500	2500	2500	2500	2500	2500	2500	2500	2500	2500	2500
	EST			0	3420									
PNP	ACT			0										
Reduce Mole Ratio NaOH/PNCB PNP	TAR					4000	4000	4000	4000	4000	4000	4000	4000	4000
	EST													
	ACT													
New Wash Water Pump - PNP AFE 2998	TAR						50	50	50	50	50	50	50	50
	EST			25	50									
	ACT			25										
Automatic pH Control PNP	TAR											500	500	500
	EST													
	ACT													
HCl Filter Pump	TAR		330	330	340									
	EST		330	330	340									
	ACT		330	330										
New Blow Tank	TAR		200	200	200	200	200	200						
	EST		200	200	200									
HCl.	ACT		200	200										
150,000 Gal.-HCl Storage Tank AFE 2468	TAR					1760	1760	1780	1760	1760	1780	1760	1760	1780
	EST													
	ACT													
Produce Staley Grade Acid AFE 3076	TAR								780	780	790	780	780	790
	EST													
	ACT													
Cl_2 Plt. Shutdown	TAR							8880	8880	8880	8880	8880	8880	8880
	EST													
CEA 1831	ACT													
Hg Recover from Residue	TAR	250	250	250	250	250								
	EST	3910	0	0										
	ACT	3910	0											
Hg Wash Tank	TAR	250	250	250	250									
	EST	0	0	0										
AFE 2802	ACT	0	0											
Biphenyl Productivity	TAR	5600	5600	5600	5600	5600	5600	5600	5600	5600	5600	5600	5600	5600
	EST	0	9000	15,000										
	ACT	5150	10,800											
Total Organic By Month M $	TAR	23.3	26.8	29.3	37.5	42.3	51.1	51.6	51.6	51.6	52.7	53.5	50.6	
	EST		27.1	30.2										
	ACT	19.8	28.7											
Total Organic YTD M $	TAR	23.3	50.1	79.4	116.9	159.2	210.3	261.9	313.5	365.1	417.8	471.3	521.9	
	EST		46.9	78.8										
	ACT	19.8	48.5											

DSW 377651

STLCOPCB4099383

AG DIVISION
1969 TSD COST IMPROVEMENT

	ANNUAL	JAN	FEB	MAR	APR	MAY	JUN	JUL	AUG	SEP	OCT	NOV	DEC
Cooling Tower Repiping AFE 2598	TAR				420	420	410	410	420	420	410	420	420
	EST				0								
	ACT												
Optimize N_2 & Cl_2 Levels	TAR				6600	6700	6700	6600	6700	6700			
	EST				0								
	ACT												
Increase Waste Acid Sales	TAR				400	300	300	400	300	300	400	300	300
	EST				0								
	ACT												
Chlorinator R.I.	TAR							250	250	250	250	250	250
	EST												
AFE 2244	ACT												
EVOP Condensation Rx.	TAR	750	750	500							500	750	750
	EST	0	0	12,615									
	ACT	0	0	12,615									
Cl_2 Unloading	TAR							5000	5000	5000	2000	2000	2000
	EST												
CEA 1831	ACT												
Recycle Wash Water AFE 2960	TAR							290	290	290	290	290	290
	EST												
	ACT												
Parathion Recovery	TAR										5800	5800	5800
	EST												
AFE 2655	ACT												
Reduce Acetone Losses	TAR										4300	4300	4300
	EST												
	ACT												
Formulations	TAR				1600	1600	1600	1600	1600	1600			
	EST				3000								
AFE 2897	ACT												
Change Cooling H_2O Item 737 AFE 3067	TAR				125	125	125	125	125	125	125	125	125
	EST				120								
	ACT												
Well H_2O to Jets	TAR										500	500	500
	EST												
	ACT												
Ag. Division by Month	TAR	750	750	500	9145	9145	9135	14675	14685	14685	14575	14485	14485
	EST			12,615	3,120								
	ACT	0	0	12,615									
Ag. Division YTD	TAR	750	1500	2000	11145	20290	29425	44100	58785	73470	88045	102530	117015
	EST			12,615	15,735								
	ACT	0	0	12,615									
	TAR												
	EST												
	ACT												
	TAR												
	EST												
	ACT												

DSW 377652

STLCOPCB4099384

AROCLOR E. E. Bowles, C. R. McIlwain (V. R. Haupt)

Evaluate Quaterphenyl Polyphenyl Effects on Solid Aroclor Yields	1969 Savings $63,200 NFC $14,000	TSD Objective B - 8 (a)

Project is 50% complete. Still awaiting license from State Health Department before radioactive source for #4 still level alarm can be shipped.

Design for second part of project, Still Condenser Coolant Control, will be transmitted in May.

Montar 5 Flaking	Savings $11,500 NFC $10,000	TSD Objective B - 8 (c)

Design package transmitted to planning and scheduling April 25th. Project will allow flaking of Montar 5 which is now drummed in bulk and hand crushed for special customers.

Therminol System	Potential Lost Sales	TSD Objective B - 8 (h)

AFE No. 3216 is being prepared and will be issued for approval in May. This project will cover the cost of a new circulating pump and the piping changes necessary to improve the present Therminol system.

Liquid Aroclor Chlorinator Study	Evaluation	TSD Job No. 455

The effect of increased catalyst concentration on thermal chlorides in liquid Aroclor was studied in a plant test during June, 1968. The increased catalyst concentration test run for 34 days without a significant change in the thermal chlorides. TSD Progress Report No. 370:455 (2) gives the detailed results of the test.

BIPHENYL-SANTOWAX W. G. Niemeyer, D. A. Self (V. R. Haupt)

Debottleneck Biphenyl Stills to 87.6 M lbs/yr.	Capacity Increase	TSD Objective B - 7 (a)

An attempt was made to put the new Santowax C surge tank and pump into service on April 4. Problems were encountered with the existing burner capacity of the Santowax reboiler furnace. After a 24 hour trial, the new surge tank and pump were isolated and the feed to the Santowax column was returned as it was before. The Santowax column has been fed directly from the level control loop on the bottom of the biphenyl column. CED has assisted the plant on burner and furnace modifications and when these are completed a demonstration test run will be conducted on the biphenyl/Santowax distillation area by the end of May.

No. 1 Furnace Upgrade Liaison (CEA-1892)	Capacity Increase	TSD Objective B - 7 (c)

The plant punch list items are about 80% complete.

Improve Santowax R Quality with New Distillation Column	Quality	TSD Objective B - 7 (d)

All long delivery instrumentation items have been received. Installation of instrumentation on this project should begin during the week of May 5 pending verbal approval of additional money needed to complete the project.

Improve Biphenyl Process Knowledge	Process Study	TSD Objective B - 7 (e)

A second attempt was made to conduct a designed experiment on No. 1 biphenyl furnace on April 28. However; after six hours, the test had to be stopped due a plugged pressure gage line which could not be unplugged while the furnace was running.

CHLORINE - HB-40 D. W. Dudley, J. L. Brown (A. G. McCarty)

Central Chlorine Unloading	Savings $53,300 TSD Back-up of Mfg. Rep.	TSD Objective B - 6 (a)

Construction of central chlorine unloading and hydrogen purification facilities are complete. Calibration of instruments and instrument check-out are underway. Start-up manual for entire project (CEA-1831) was published in April. Pre-startup safety audit was conducted 4/24. Minutes published 4/25.

HCl O. J. Norris, J. M. Jones (A. G. McCarty)

Production of Staley Grade Acid-Project 3076	New Earnings $28.8 M Potential Savings $71 M	TSD Objective B - 10 (c)

Catch tank put in service morning of 4/30 with no problems. Several small items on punch list need to be completed on Phase I. Coalscer for Phase II arrived week of 4/28. Prefabrication of piping scheduled for week of 5/5, TSD and Maintenance schedules are set for installation of coalscer in May to meet June 1 target on completion of Phase II.

Muratic Acid Storage	Savings $21,200	TSD Job No. 497

Painting completed, piping work approximately 50% complete. Completipn possible by June.

PNP O. J. Norris, J. M. Jones (A. G. McCarty)

Debottleneck to	Capacity Savings	TSD Objective
1.8 M #/mo	$27,500	B - 9 (a)

Reactor process control program initiated with results clouded initially. Proposed method to reduce solids (NaPNP) level by dropping PNCB charge to 7000# for 2 batches had no effect. Currently investigating cause of high solid carry over which appears to be an entrainment problem. April production was 1.27 M # at 67.4% OST (Down for parathion turnaround). Study has been initiated to determine cause of poor yields, production raised reaction time to 76 minutes to test effect of extended reaction time on yield.

Revise PNP MIP

Typing complete. Will be issued by 5/15.

NIRAN K. G. Hale, D. W. Dudley (A. G. McCarty)

Demonstrate Parathion Recovery	Savings $17,500 10-15% Reduced COD	TSD Objective B - 5 (a)

Drafting has begun for pilot test of precoat filter and fiberglass coalescing media for parathion recovery. Test has been tentatively scheduled for July if construction is completed in June. Project 3106 is to be revised to incorporate experimental expense for tests.

Acetone Recovery	Savings $12,900 40-50% COD Reduction	TSD Objective B - 5 (i)

Tentative amendment "K" to the Methyl Parathion Standard Manufacturing Process was approved 4/21/69. Plant test will be conducted in May on condensation reactor number three to reduce Acetone losses to waste treatment.

Recycle Wash Water	Savings $3,500	TSD Objective B - 5 (g)

Piping revisions necessary for plant test of recycling wash water from wash column to prewasher were installed during Niran turn-around. Tests will be conducted during June.

DSW 377655

STLCOPCB4099387

NIRAN (Cont'd)

Sulfur Recovery From Residue	$271,000/yr. Savings 40% Reduction in SO_2	TSD Objective B - 5 (d)

CED is still working on higher priorities. Anniston TSD continues to work on scope, equipment selection and P & I diagram. Quotes on all major equipment are expected by 5/15.

Anniston PR&D is continuing work on corrosion tests with the assistance of WGK materials technology group.

Submerged Pump for Refractive Index Control of Chlorination	Savings $1500 (Potential Automation)	TSD Objective B - 5 (c)

A representive from Anniston Maintenance Engineering group is scheduled to be at the "Taber" factory during May. He will at this time discuss the problems and alternates for modifications to the refractometer pump with Taber engineers. Plant test were halted when internal mechanical seals failed.

Methyl-Ethyl Alcohol Cross Contamination	Savings $3200	TSD Job No. 918

Alcohol handling facilities were evaluated to determine sources of cross contamination. Recommendations are being prepared on an alternate procedure for handling the alcohol to minimize this cross contamination.

ENGINEERING DESIGN AND SERVICES

Mechanical/Electrical/Instrument Design and Drafting — J. C. Price, J. A. Veazey, R. L. Brewer, J. K. Rennie, R. V. Carlisle, (W. F. Taffee)

Installation of Emergency Radio Communications system (AFE 2951 - $14 M) was completed 4/23/69. All units operated satisfactorily during simulated plant emergency test on 4/30/69.

A successful control system start-up was made on the catch tank portion on the Coalescing Unit at HCl (AFE 3076 - $16 M). Completion of this project is necessary to achieve Staley-Grade HCl.

Work is continuing on preparation for Dismantling and Removal of Chlorine Manufacturing Facilities at Anniston (AFR 3214).

Check-out of new control panel received from vendor, for Santowax-R Still Control, (AFE 3016 - $33 M) has been completed. All other necessary instruments have been received. Demonstration of this project is necessary to increase Santowax yield and uniformity of quality thus increasing Solid Aroclor and HB-40 production.

STLCOPCB4099388

ENGINEERING DESIGN AND SERVICES (Cont'd)

Projects forwarded for approval:

Provide Fire Pump Capacity Check Equipment (AFE 3227 - $4.1 M).

Projects approved during April:

Provide Partitions For New TSD Personnel (AFE 3212 - $3.6 M), Purchase Office Equipment for TSD (AFE 3250 - $1.4 M), Protect City Water Main From Corrosion (AFE 3088 - $8.7 M), and Replace TSD Office Lighting (MRO 48570 - $0.5 M).

Construction drawings were completed for the following projects:

Lighting for Acetone and Benzene Tank Farm (AFE 3205 - $1.0 M), Lighting at Niran Tank Farm (AFE 3124 - $7.0 M), Replace Santowax Pump (AFE 3228 - $3.7 M), and Replace TSD Office Lighting (MRO 48570 - $0.5 M).

UTILITIES ENGINEERING J. C. Price, L. O. Chambers (W. F. Taffee)

Completed preliminary study of potential utilities saving in HCl department and forwarded results for inclusion in HCl MIP. Started preliminary efficiency studies of Biphenyl furnace and therminol furnaces in Aroclor, Santowax and P_2S_5 departments. Forwarded Capacitor Relocation and Biphenyl Cooling Tower Treatment project drawings for review. The two projects have a savings potential or $16,200 per year and the design packages will be transmitted early in May.

PLANT IMPROVEMENT G. C. Goodwin (W. F. Taffee)

AFE's forwarded for HCl area drainage, PNP Item 216 tank, and design package forwarded for curbing and trenches in the Niran department, a total expenditure of $8,350 to improve control of liquid wastes.

POLLUTION CONTROL E. G. Wright (W. F. Taffee)

Budgets — TSD Objective F - 1

The 1970 budget for 913.41 was prepared during April.

Contacts With Regulatory Agencies — Community and Govt. Relations — TSD Objective F - 2

Dr. Dave Hill and Mr. Tom Sargent of the F.W.P.C.A. Southeast Water Laboratory in Athens, Georgia visited the plant on April 28. They were here to discuss treatment of Pesticide Wastes. They were given a tour of our waste treatment facilities and a discussion on the operation of the treatment plant.

STLCOPCB4099389

POLLUTION CONTROL (Cont'd)

Contacts With Regulatory Agencies	Community and Govt. Relations	TSD Objective F - 2

Visited the city treatment plant and discussed the improved solids situation. Solids have not been a source of complaint since we began sewering a steady stream to them instead of intermittent discharge.

Waste Audits	Pollution Abatement	TSD Objective F - 3

A meeting was held during April with Production, TSD and the Laboratory to discuss the P.C.B. (Poly-Chlorinated Biphenyl) problem. Agreement was reached on sampling points to be tested within the Aroclor department. Laboratory personnel will contact Organic Research concerning the analytical method to be used.

Spills and Emissions Reporting	Pollution Abatement	TSD Objective F - 4

Two emissions were reported during April. Both were from the HCl department.

Solids Removal Equipment at Waste Treatment	Pollution Abatement	TSD Objective F - 4

Construction was begun on this project in April.

Waste Treatment

All wastes were effectively treated during April. One of the new liners for the influent splitter boxes was put in during the Niran turnaround. Average daily values for Monsanto's effluent are as follows:

	Average Daily	Specifications
PNP	1.0 ppm	5 ppm
COD	51 ppm	$\angle$ 200 ppm
Parathion	.07 ppm	1.0 ppm
BOD	5.0 ppm	$\angle$ 200 ppm

STLCOPCB4099390

PROCESS AND QUALITY ANALYSIS W. B. Dunlap

Quality

The Plant Quality Score was 84.0, down 10.0 from March with YTD score of 91.6 against a target of 95.0 minimum. A drop in quality uniformity was general through most departments. A decline in benzol raw material quality was revealed.

PNP - Monitor Critical Variables	Potential Savings $60,000	TSD Objective C - 3 Job 879

Training sessions were held with all operators on the new concept and methods of PNP reactor depressurization control. A 30-day demonstration was started. The control system has functioned perfectly to prevent plugging and clean-outs during a period of exceptionally high solids. Circumstantial evidence points to excessive foaming of reactor as cause of continuing high solids.

DSW 377659

STLCOPCB4099391

PLANT LABORATORIES G. W. Miller

PROCESS RESEARCH AND DEVELOPMENT J. T. Bell

For the month of April, 42 mandays were expended on projects scheduled in the 1969 PR&D Program. The remaining 35 mandays were utilized on the Biphenyl Hydrogen Purification start-up and on the expanded Sulfur Recovery investigation.

p-Nitrophenol — Reduce Cycle Times — W. H. Howard

A retarded cool-down rate in the laboratory PNP reactor analogous to plant difficulties has been generated by the combination high reactant volume and high solids (added sodium PNP). The reduction of either factor, volume or solids, results in normal cooling rates. Evaporative cooling as controlled by the depressurization rate essentially determines the cooling period for the reactor contents. The addition of the ortho isomer of nitrophenol has had no effect on cooling rates.

Sulfur Recovery — Sulfur Refinement for Reuse — I. Ransaw

Corrosion studies for nickel, carbon steel, and monel in the wash effluent from the first wash following a pH adjustment to 7-8 has been completed. Nickel appears unsatisfactory with carbon steel and monel results not yet received from St. Louis. A colorimetric technique for measuring H_2S off-gas generated in the wash steps has been developed but results are incomplete. A carbon train for analysis of Sulfur samples has been assembled and results are satisfactory and essentially complete.

Blend Scavenger Refinement (Aroclor) — Improved Aroclor Electrical Properties — J. L. Brown

The project has been delayed indefinitely by the Biphenyl Hydrogen Purification start-up.

Parathion Isomer Reduction — Improve Yields — G. L. Arnett

Laboratory studies indicate that isomer formation in ethyl intermediate results from chlorination rather than from impurities in plant ethyl thio acid. The assay of crude intermediate is a function of chlorination conditions with yield improvements observed at lower temperatures utilizing both methyl and ethyl thio acids. Higher assays are apparently the result of reduced residue rather than reduced low boiling isomers. Nitrogen sparging throughout the chlorination did not alter the isomeric distribution over that currently obtained by sparging during the last 1/3 of chlorine addition. HCl and air used to replace the Nitrogen had essentially no effect on isomer formation or intermediate assay. Attempts to utilize residue and forecuts of plant material to suppress isomer formation were unsuccessful.

STLCOPCB4099392

PLANT LABORATORIES (Cont'd)

PROCESS RESEARCH AND DEVELOPMENT (Cont'd)

Hydrogen Purification Unit Start-up — Purified Hydrogen for HB-40 — J. L. Brown

Construction of the Biphenyl Hydrogen Purification Unit has been completed as scheduled. Operator classroom training, pressure testing, adsorption bed charging, and initial valve operations check-out are complete. On-stream operation is scheduled for 5/1/69 with extensive performance evaluation to follow.

ANALYTICAL AND QUALITY CONTROL S. O. Kemp

Aroclor

Preparation of analytical equipment for electrical quality measurements on Aroclors is approximately 90% complete.

HB-40

A new product color specification (180 APHA) was issued and approved. All color determinations for HB-40 will be reported as APPARENT APHA as determined on the Hellige Aqua Test equipment.

Complaint Report

Quality

None

YTD Quality Complaints/100 Shipments 0.09 Target 0.20

DSW 377661

COMMUNITY RELATIONS, PERSONNEL, RECRUITING, AND DEVELOPMENT

Personnel

1. R. V. Carlisle transferred into TSD as Instrument/Electrical Technician on April 21.

2. J. H. Brooks and D. W. Blackstone transferred to Lab effective May 1, 1969 as Laboratory Analysts.

3. D. W. Dudley and J. L. Brown conducted training, carried out start-up preparation and safety reviews on Central Chlorine Unloading and Biphenyl Hydrogen Purification projects.

4. D. W. Dudley was promoted to Process Engineer II 4-1-69.

5. D. W. Dudley, K. G. Hale, and A. G. McCarty presented TSD plans to Ag Crop Protection Business Group.

Development

1. E. G. Wright and W. F. Taffee attended a Corporate Pollution Control Seminar at the General Offices April 1-3.

2. D. B. Hosmer discussed Technical Lines of Promotion at a meeting with all technical personnel.

3. S. O. Kemp and I. Ransaw attended Gas Chromatography Course (Hewlett-Packard) in Orlando, Fla. week of April 21.

Visitors

1. D. B. Hosmer, Manager of Manufacturing Technology, visited with L. E. Weeks, TPM of MCL.

2. R. Alexis visited concerning Biphenyl Hydrogen Purification start-up week of 4/28/69.

STLCOPCB4099394

DISTRIBUTION OF TIME BY TECHNICAL SERVICE

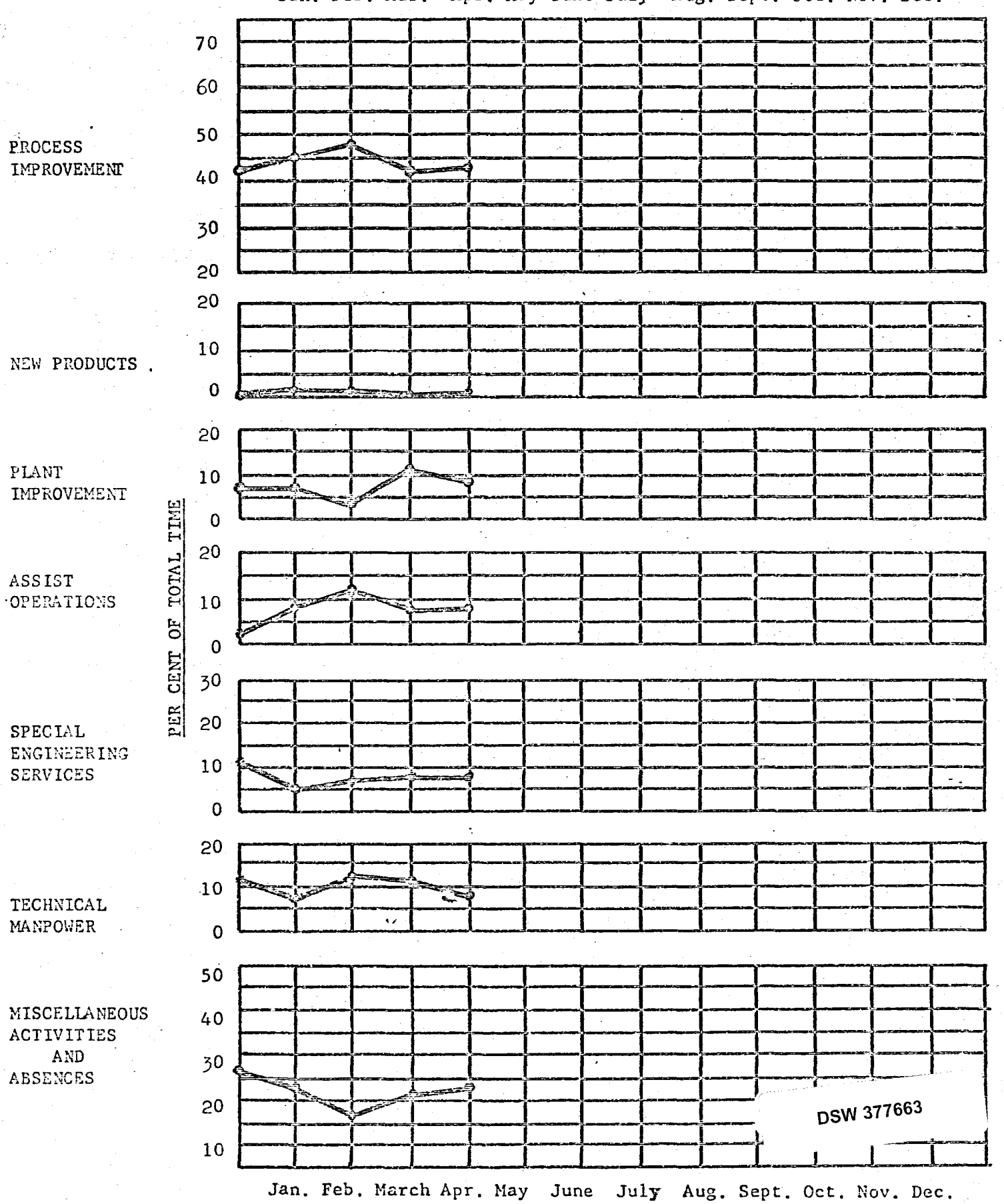

DSW 377663

STLCOPCB4099395

TSD PROJECT SUMMARY

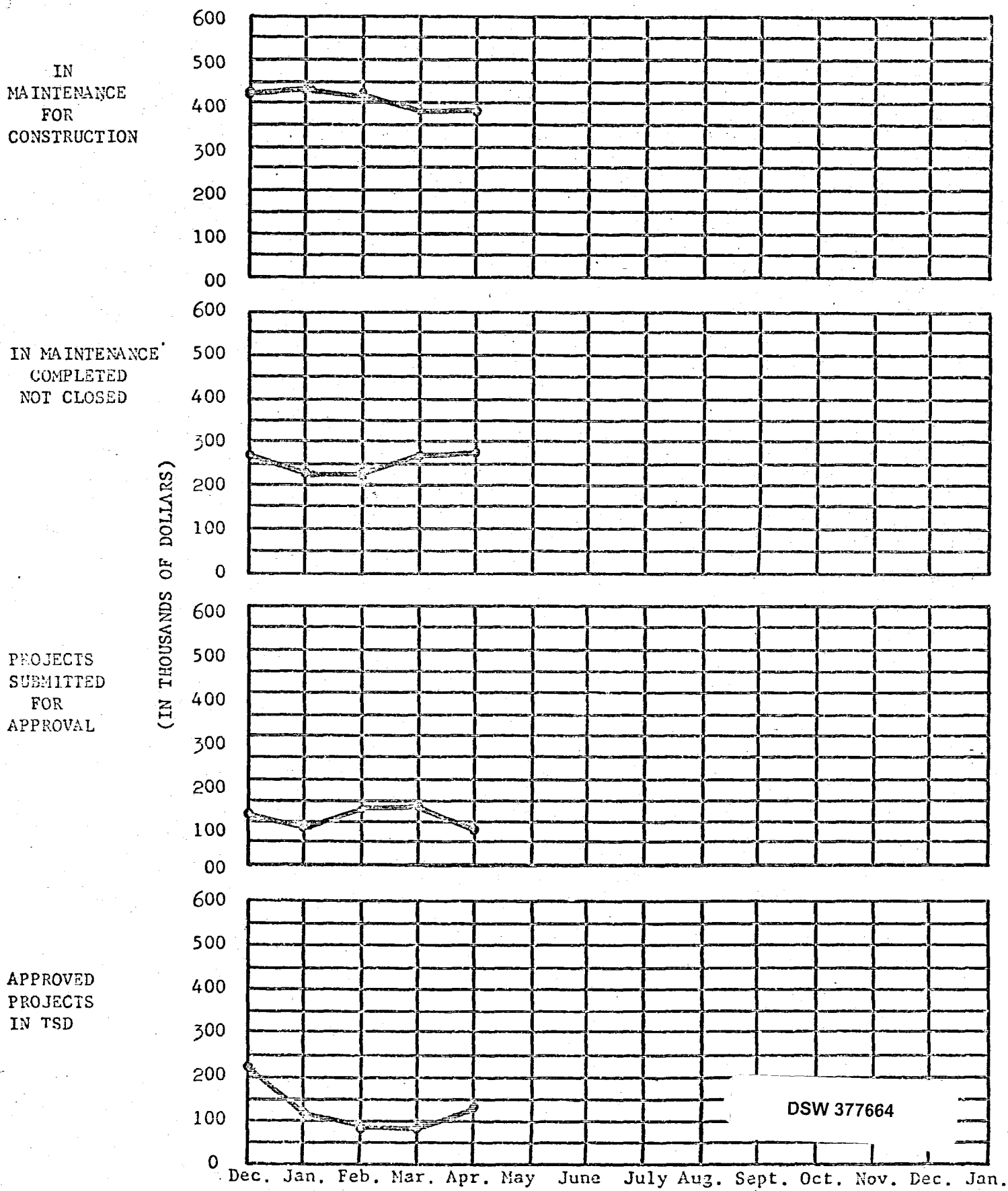

LABORATORY ADMINISTRATION

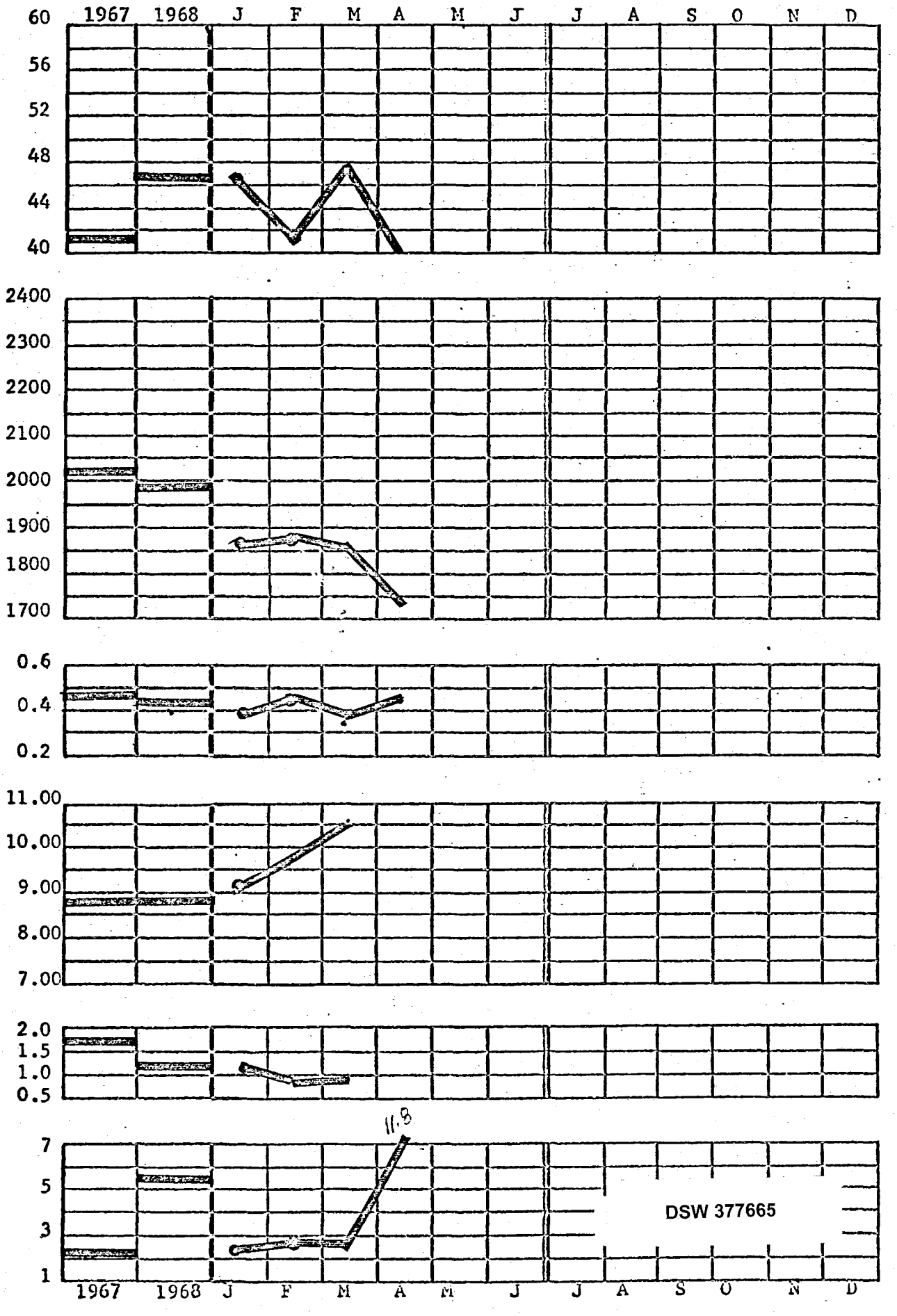

STLCOPCB4099397