## TABLE 5. COEFFICIENTS OF TRANSMISSION ($U$) OF VARIOUS TYPES OF FRAME CONSTRUCTION[a]

*These coefficients are expressed in Btu per hour per square foot per degree Fahrenheit difference in temperature between the air on the two sides, and are based on a wind velocity of 15 mph.*

| TYPICAL CONSTRUCTION | EXTERIOR FINISH | TYPE OF SHEATHING | WALL No. |
|---|---|---|---|
| 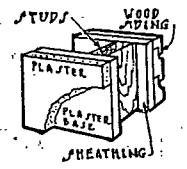 | Wood Siding or Clapboard | 1 in. Wood[d] | 65 |
| | | 25/32 in. Rigid Insulation | 66 |
| | | ½ in. Plaster Board | 67 |
| 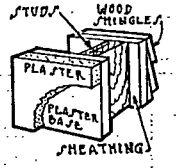 | Wood Shingles | 1 in. Wood[d] | 68 |
| | | 25/32 in. Rigid Insulation[e] | 69 |
| | | ½ in. Plaster Board[e] | 70 |
| 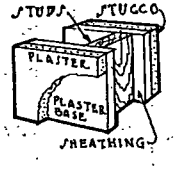 | Stucco | 1 in. Wood[d] | 71 |
| | | 25/32 in. Rigid Insulation | 72 |
| | | ½ in. Plaster Board | 73 |
| 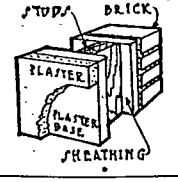 | Brick[f] Veneer | 1 in. Wood[d] | 74 |
| | | 25/32 in. Rigid Insulation | 75 |
| | | ½ in. Plaster Board | 76 |

[a] Computed from factors marked by * in Table 2.

[b] These coefficients may also be used with sufficient accuracy for plaster on wood lath or plaster on plaster board.

[c] Based on the actual width of 2 by 4-in. studding, namely, 3⅝ in.





INTERIOR FINISH

| No Insulation Between Studding | | | | | | | | Insulation Between Studding | | | | |
|---|---|---|---|---|---|---|---|---|---|---|---|---|
| Plaster on wood lath on studding | Plaster (¾ in.) on metal lath on studding | Plaster (½ in.) on plaster board (⅜ in.) on studding | Plaster (½ in.) on rigid insulation (½ in.) on studding | Plaster (½ in.) on rigid insulation (1 in.) on studding | Plaster (½ in.) on corkboard (1½ in.) on studding | No plaster—decorated rigid or building board interior finish (½ in.) | 1 in. wood sheathing,[d] furring strips, plaster (½ in.) on wood lath | Plaster (¾ in.) on metal lath—stud space faced one side with bright aluminum foil | Plaster (¾ in.) on metal lath[b] on studding—flexible insulation (½ in.) between studding and in contact with sheathing | Plaster (¾ in.) on metal lath[b] on studding—flexible insulation (½ in.) between studding—2 air spaces | Plaster (¾ in.) on metal lath[b] on studding—flexible insulation (1 in.) between studding—2 air spaces | Plaster (¾ in.) on metal lath[b] on studding—rock wool fill (3⅝ in.[c]) between studding[g,h] |
| A | B | C | D | E | F | G | H | I | J | K | L | M |
| 0.25 | 0.26 | 0.25 | 0.19 | 0.15 | 0.11 | 0.19 | 0.17 | 0.20 | 0.17 | 0.15 | 0.12 | 0.072 |
| 0.23 | 0.24 | 0.23 | 0.18 | 0.14 | 0.11 | 0.18 | 0.14 | 0.19 | 0.17 | 0.13 | 0.10 | 0.070 |
| 0.31 | 0.33 | 0.31 | 0.22 | 0.17 | 0.13 | 0.23 | 0.19 | 0.24 | 0.20 | 0.17 | 0.13 | 0.076 |
| 0.25 | 0.26 | 0.25 | 0.19 | 0.15 | 0.11 | 0.19 | 0.17 | 0.20 | 0.17 | 0.15 | 0.12 | 0.072 |
| 0.19 | 0.20 | 0.19 | 0.15 | 0.12 | 0.10 | 0.16 | 0.14 | 0.16 | 0.14 | 0.11 | 0.094 | 0.066 |
| 0.24 | 0.25 | 0.24 | 0.19 | 0.15 | 0.11 | 0.19 | 0.19 | 0.19 | 0.17 | 0.15 | 0.12 | 0.071 |
| 0.30 | 0.31 | 0.30 | 0.22 | 0.16 | 0.12 | 0.22 | 0.19 | 0.23 | 0.20 | 0.17 | 0.13 | 0.076 |
| 0.27 | 0.29 | 0.27 | 0.20 | 0.16 | 0.12 | 0.21 | 0.15 | 0.22 | 0.19 | 0.14 | 0.11 | 0.074 |
| 0.40 | 0.43 | 0.40 | 0.26 | 0.19 | 0.14 | 0.28 | 0.22 | 0.29 | 0.24 | 0.20 | 0.14 | 0.081 |
| 0.27 | 0.28 | 0.27 | 0.20 | 0.15 | 0.12 | 0.21 | 0.17 | 0.21 | 0.18 | 0.16 | 0.12 | 0.074 |
| 0.25 | 0.26 | 0.25 | 0.19 | 0.15 | 0.11 | 0.19 | 0.15 | 0.20 | 0.18 | 0.13 | 0.11 | 0.072 |
| 0.35 | 0.37 | 0.35 | 0.24 | 0.18 | 0.13 | 0.25 | 0.21 | 0.26 | 0.22 | 0.18 | 0.14 | 0.079 |

[d] Yellow pine or fir—actual thickness about 25/32 in.

[e] Furring strips between wood shingles and sheathing.

[f] Small air space and mortar between building paper and brick veneer neglected.

[g] A waterproof membrane should be provided between the outer material and the insulation fill to prevent possible wetting by absorption and a subsequent lowering of efficiency.

[h] Stud and rock wool fill areas combined.