PLAINTIFF'S EXHIBIT

ASI-1136

AMERICAN STANDARD

G-40

gas fired boilers
hot water or steam



series 4B
G-403 thru G-4014
steam (shown) or water

Issued August 1, 1971

Repair part price for each part number is found at back of book.

cat no.	description	part no.
1	assembly nipple 3" bottom	3076
2	assembly nipple 5" top	3079
	rear plate assembly:	
3	3 section	31414
4	4 section	31415
5	5 section	31416
6	6 section	31417
7	7 section	31418
8	8 section	31419
9	9 section	31420
10	10 section	31421
11	11 section	31422
12	12 section	31423
13	13 section	31424
14	14 section	31425
	burner access door:	
15	3 section	27889
16	4 section	27890
17	5 section	27891
18	6 section	27892
19	7 section	27893
20	8 section	27894
21	9 section	27895
22	10 section	27896
23	11 section (2 required)	31020
24	12 section (2 required)	31021
25	13 section (2 required)	31022
26	14 section (2 required)	31023
	front plate assembly:	
27	3 section	27897
28	4 section	27898
29	5 section	27899
30	6 section	27900
31	7 section	27901
32	8 section	27902
33	9 section	27903
34	10 section	27904
35	11 section	31791
36	12 section	31792
37	13 section	31793
38	14 section	31794
	1-1/4" manifold with brackets (All gases)	
39	3 section	9217
40	4 section	9218
41	5 section	9219
42	6 section	9220
43	7 section	9221
44	8 section	9222
45	9 section	9223
46	10 section	9224
	1-1/2" manifold w/brackets (All gases):	
47	11 section	31803
48	12 section	31804
49	13 section	31805
50	14 section	31806

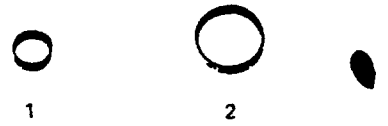







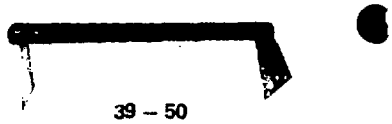



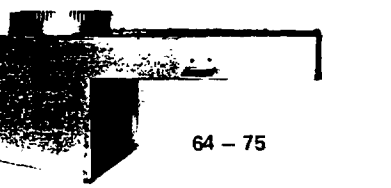

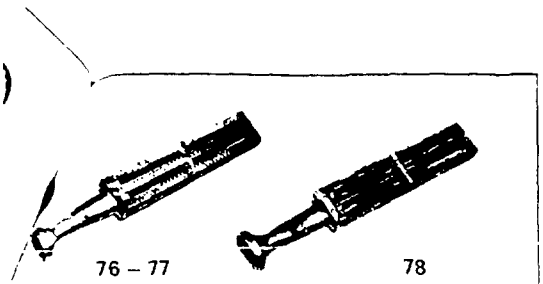

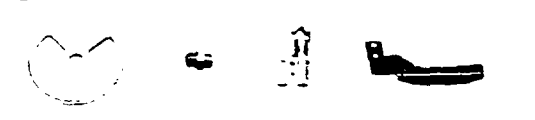





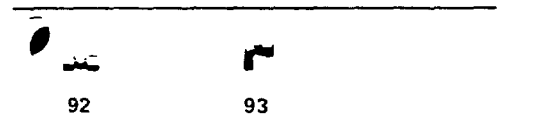



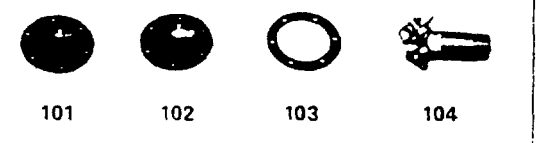

G-40 gas boiler
hot water or steam
note: parts are used for series 4B

cat no.	description	part no.
	burner support:	
51	3 section	21188
52	4 section	21189
53	5 section	21190
54	6 section	21191
55	7 section	21192
56	8 section	21193
57	9 section	21194
58	10 section	21195
59	11 section	30928
60	12 section	30929
61	13 section	30930
62	14 section	30931
63	burner support T-brace (8 thru 14 section canopy-drafthood assembly (shown assembled)	30926
64	3 section	32160
65	4 section	32161
66	5 section	32162
67	6 section	32163
68	7 section	32164
69	8 section	32165
70	9 section	32166
71	10 section	32167
72	11 section	32168
73	12 section	32169
74	13 section	32170
75	14 section	32171
76	port burner, natural gas (L/pilot tapping)	2309
77	port burner, natural gas (W/pilot tapping)	2310
78	ribbon burner, propane gas	31995
79	ribbon cluster (3 required per burner) (not shown)	31996
80	air shutter	27843
*81	main burner spud orifice	7618
82	pilot burner, Q327A w/orifice (Nat.)	7038
83	pilot burner Q327A w/orifice (Prop.)	7039
84	pilot bracket	27845
85	3/4" manual shut-off valve	5691
86	1" manual shut-off valve	5696
87	1-1/4" manual shut-off valve	5698
88	pilot filter	6138
89	pilot throttling valve	5683
90	vent tube assembly	29872
91	vent tube clip	5646
92	1/4" O.D. straight union connector	5737
93	1/8" M x 1/4" O.D. elbow tube connector	5728
94	1/4" M x 1/4" O.D. connector	5735
95	safety pilot switch (24 v.)	6984
96	pilot safety switch (S. E.)	8090
97	pilot line valve	7953
98	thermocouple Q309A (24 v.)	6613
99	thermopile Q313A (S. E.)	5576
	heater opening cover plates:	
100	cover plate, blank	2512
101	cover plate, tapped 3/4"	2300
102	cover plate, tapped 1-1/2"	2301
103	cover plate or water heater basket	6210
104	drain valve	5662

* specify type of gas

Repair part price for each part number is found at back of book.

Issued August 1 1971

G-40 gas boiler
hot water or steam
note: parts are used for series 4B

sections

cat. no.	description	part no.
500	right hand end section	3995
501	center section	3991
502	left hand end section	3993

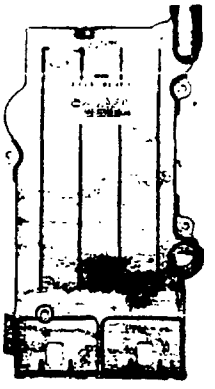

500



501



502

Repair part price for each part number is found at back of book.