INTRODUCTORY REMARKS

David Garrett

This session will deal with the uses, sources, and identification of PCB's, their disposal, reclaiming, and their treatment. All of us here on the podium have been required many times to share or contribute to many meetings involving discussions on PCB problems, and we are on a day-to-day basis directly involved with these problems.

Since discovery and commercialization of these substances with such marvelous commercial properties for which there appears to be no universally perfect substitute, some 500 million pounds have been pumped into our environment. Over this period after some 45 years, considering the PCB's still in service, the quantities destroyed via incineration, and natural dissipative forces, estimates have been given that some 125 to 135 million pounds are still available for biological activities.

Our eminent speakers will address both the quantities and active service life and the quantities still available for biological activity.

774286

Preceding page blank

GENP 005635

CHARACTERIZATION OF POLYCHLORINATED BIPHENYLS

J. P. Mieure, Ph.D.,* O. Hicks, R. G. Kaley, Ph.D., and V. W. Saeger, Ph.D.

Abstract

Assessment of the environmental impact of PCB products cannot be carried out without a basic understanding of the physical and chemical properties of these mixtures. PCB structure and nomenclature and the approximate composition of Aroclor products are presented. Several physiochemical properties which affect the performance and environmental impact of current dielectric products are described.

CHEMICAL STRUCTURE

Polychlorinated biphenyls (PCB's) are made by direct chlorination of biphenyl. The biphenyl molecule has 10 possible sites at which chlorine atoms can be substituted. The numbering system for the biphenyl structure is shown in figure 1. By convention, the two rings are numbered identically, except the ring with the fewest chlorine substituents or substituted in the highest numerical positions is designated as primed. Examples of nomenclature for a tri- and a tetrachlorobiphenyl are included in figure 1. An excellent discussion of PCB nomenclature can be found in a recent text by Hutzinger, Safe, and Zitko (ref. 1).

There are 209 possible chlorobiphenyl isomers distributed as indicated in table 1. However, many of these isomers are not likely to occur at significant levels in commercial PCB mixtures. For example, isomers with four or five chlorine atoms on one ring but none on the other ring are not detectable in PCB products.

AROCLOR PRODUCTS

The major producer of PCB's in the United States is Monsanto Company, which markets mixtures for closed electrical system applications under the Aroclor trademark. Aroclor products are identified by a four-digit numbering code in which the first two digits, 12, indicate the parent molecule is biphenyl and the last two digits specify the weight percent of chlorine. The exception is Monsanto's newest product, Aroclor 1016 (41% chlorine), which retained the 1016 designation by which it was known during development. Aroclor products manufactured in the United States are listed in table 2.

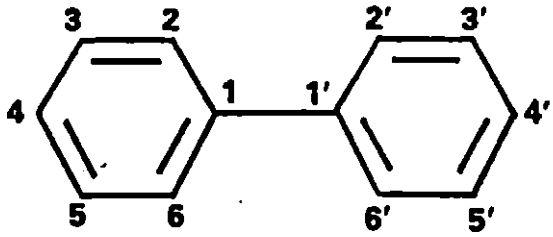

BIPHENYL

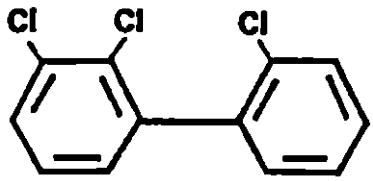

2,2',3-TRICHLOROBIPHENYL

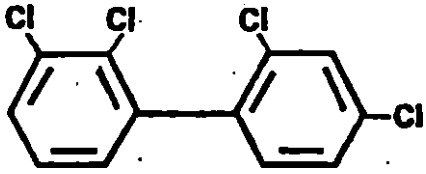

2,2',3,4'-TETRACHLOROBIPHENYL

Figure 1. The numbering system for the biphenyl structure.

Production of the materials listed as discontinued was terminated in or prior to 1971.

AROCLOR COMPOSITION

The composition of the four Aroclor products currently marketed in the United States is given in table 3. Aroclor 1221 is primarily monochlorobiphenyl while Aroclor 1016 and Aroclor 1242 are primarily trichlorobiphenyls. The major difference between these two products is the lower penta- and hexachlorobiphenyl

*Research Group Leader, Monsanto Industrial Chemicals Company, St. Louis, Missouri.

GENP 005636

774287

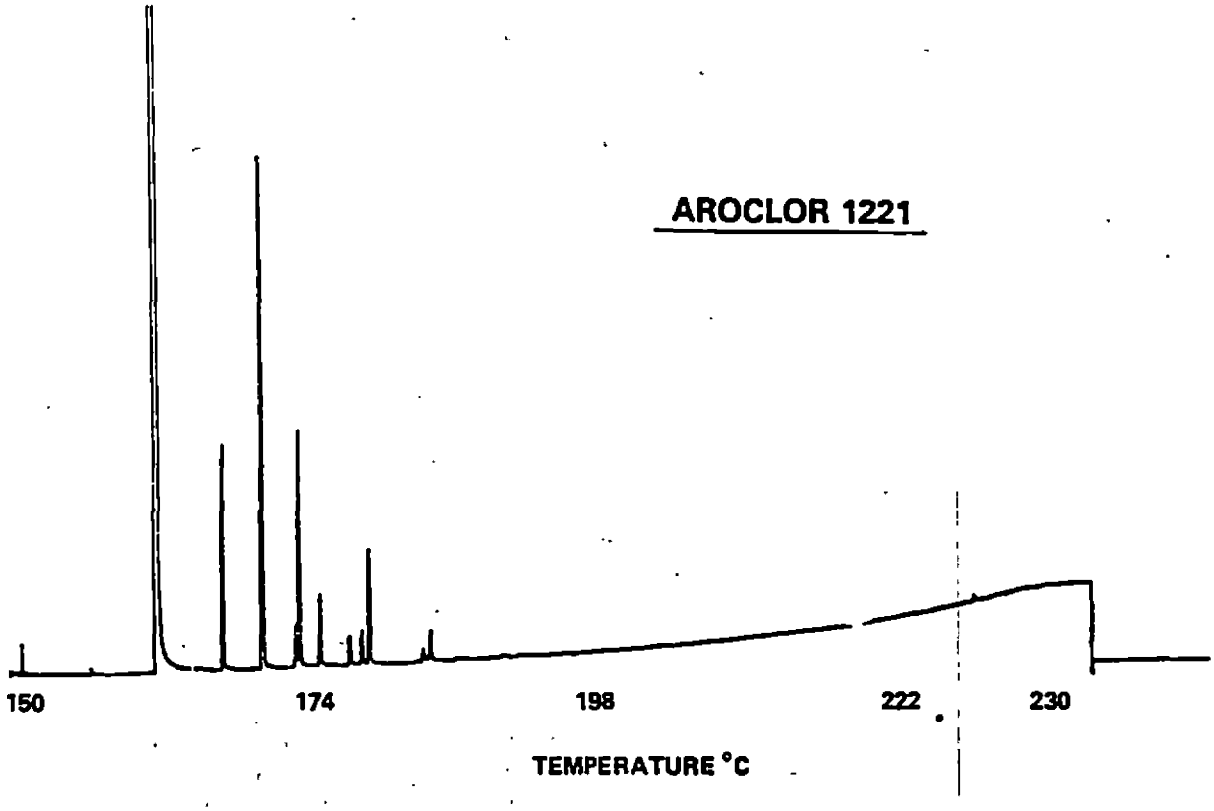

Figure 2. Detailed chromatogram of Aroclor 1221.

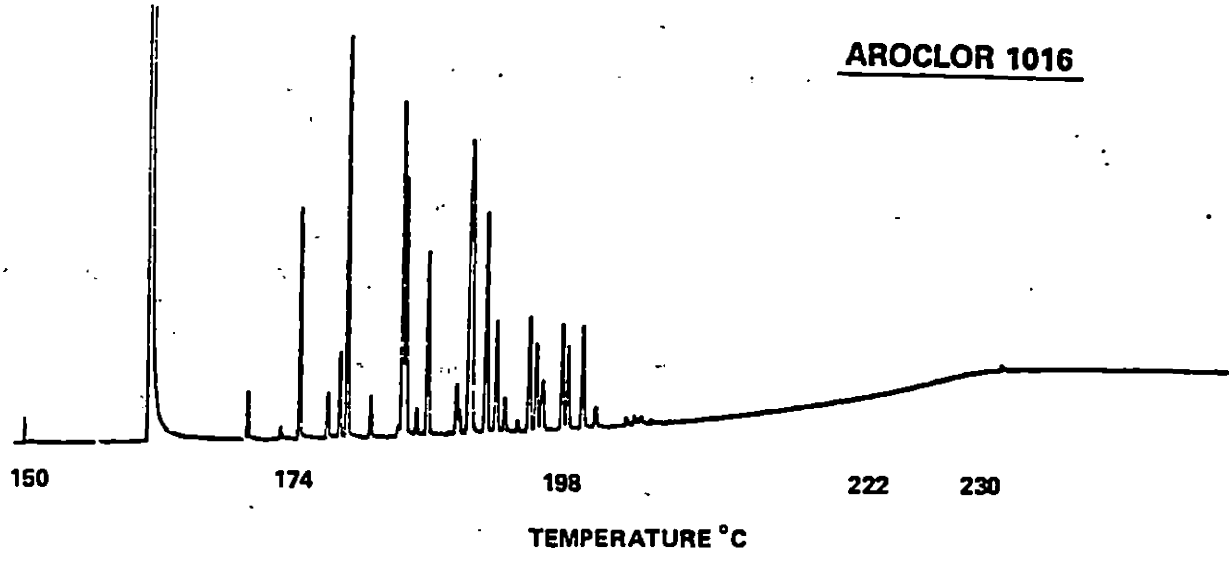

Figure 3. Detailed chromatogram of Aroclor 1016.

GENP 005637

Table 1. 209 possible PCB isomers

Degree of substitution	Number of isomers
Mono	3
Di	12
Tri	24
Tetra	42
Penta	46
Hexa	42
Hepta	24
Octa	12
Nona	3
Deca	1
	209

Table 2. Aroclor products manufactured in the United States

Current	Discontinued	Percent chlorine
1221		21
	1232	32
1016		41
1242		42
	1248	48
1254		54
	1260	60
	1262	62
	1268	68

content of Aroclor 1016. Aroclor 1254 is primarily pentachlorobiphenyl. The values in table 3 were calculated from measurements by gas chromatography with flame ionization detection after component identification by gas chromatography/mass spectrometry. All gas chromatographic separations were made with a high-resolution capillary column. Average response factors determined for each degree of chlorine substitution were applied to all components.

Detailed chromatograms of these four products are illustrated in figures 2-5. Specific isomer identifications determined by Webb and McCall (ref. 2) and Sissons and Welti (ref. 3) are listed for the major Aroclor 1242 components in figure 4. The complexity of these mixtures was emphasized by amplifying the first and last portions of the Aroclor 1254 chromatogram in figure 5. Eighty-five components were detected in Aroclor 1254. A .32-mm id x 50-m glass capillary column coated with OV-101 was used for these separations. The flow rate was 2 ml/min helium and the column temperature was programmed from 150° to 230° C at 2° C/min.

High-resolution chromatographic conditions are very useful for characterizing PCB products. However, for routine monitoring of environmental materials, it is more appropriate to use gas chromatography with packed columns and electron capture detection. Typical chromatograms of this type for Aroclor 1016 and Aroclor 1242 are compared in figure 6. The chromatograms are essentially identical for retention times less than 70 relative to p,p'-DDE. However, the higher chlorinated components with relative retention times 70 and greater represent a significantly smaller contribution in the Aroclor 1016 chromatogram. These chromatograms illustrate the feasibility of distinguishing these unaltered products. However, in environmental materials the characteristic features of Aroclor 1242 are frequently obscured by interfering compounds or by component alteration so the distinction is less clear or sometimes entirely lacking. These separations were carried out on a 6 ft x 4-mm id glass column packed with 3 percent SE-30 on 80/100 mesh Chromosorb W-HP at 190° C.

PHYSICOCHEMICAL DIFFERENCES

The physical and chemical properties of PCB isomers and commercial mixtures vary greatly depending on the degree and position of chlorine substitution. The effect of chlorine content on several physicochemical properties is summarized in table 4. Three of these properties, volatility, water solubility, and biodegradability, are very relevant to the environmental occurrence of PCB's. Volatility and water solubility represent potential mechanisms for introduction into and transport within the ecosystem. Biodegradation represents a mechanism for removing PCB's from the environment. Illustrations of the relative significance of these properties for different PCB isomers are evident from the following three examples.

Relative volatilities for the PCB components in Aroclor 1016 are indicated in figure 7 by comparing chromatograms of liquid and vapor composition. The higher

GENP 005638

774289

Table 3. Typical percent composition of Aroclor products

Homolog # Cl/biphenyl	Aroclor 1221	Aroclor 1016	Aroclor 1242	Aroclor 1254
0	11	0.1	0.1	0.1
1	51	1	1	0.1
2	32	20	16	0.5
3	4	57	49	1
4	2	21	25	21
5	0.5	1	8	48
6	ND[a]	0.1	1	23
7	ND	ND	0.1	6
8	ND	ND	ND	ND

[a]ND = none detected, 0.01 percent.

Table 4. Physiochemical properties for PCB products

Property	Percent chlorine 21	42	54
Density (g/ml)	1.19	1.39	1.50
Distillation range (°C)	275-320	325-366	365-390
Fire point (°C)	176	None	None
Vaporization rate (mg/cm^2/hr @100 ° C)	1.74	.338	.053
Water solubility (ppm)	>.2	.2	.04
Biodegradability[a]	81	26	15

[a]Percent degradation/48 hr cycle with semicontinuous activated sludge.

GENP 005639

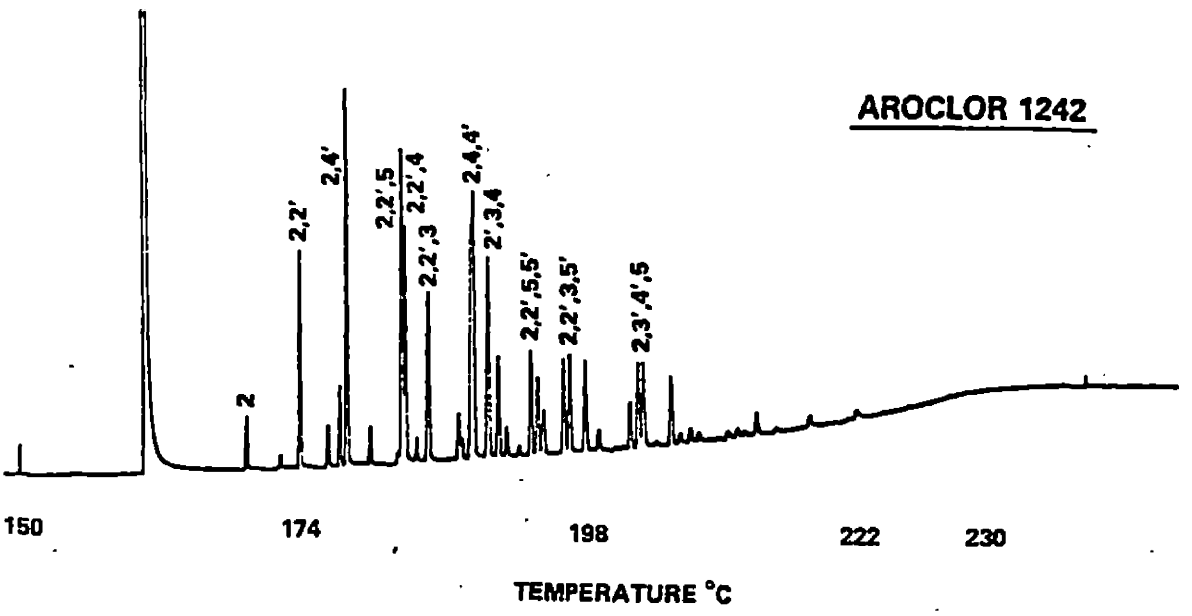

Figure 4. Detailed chromatogram and isomer identification–Aroclor 1242.

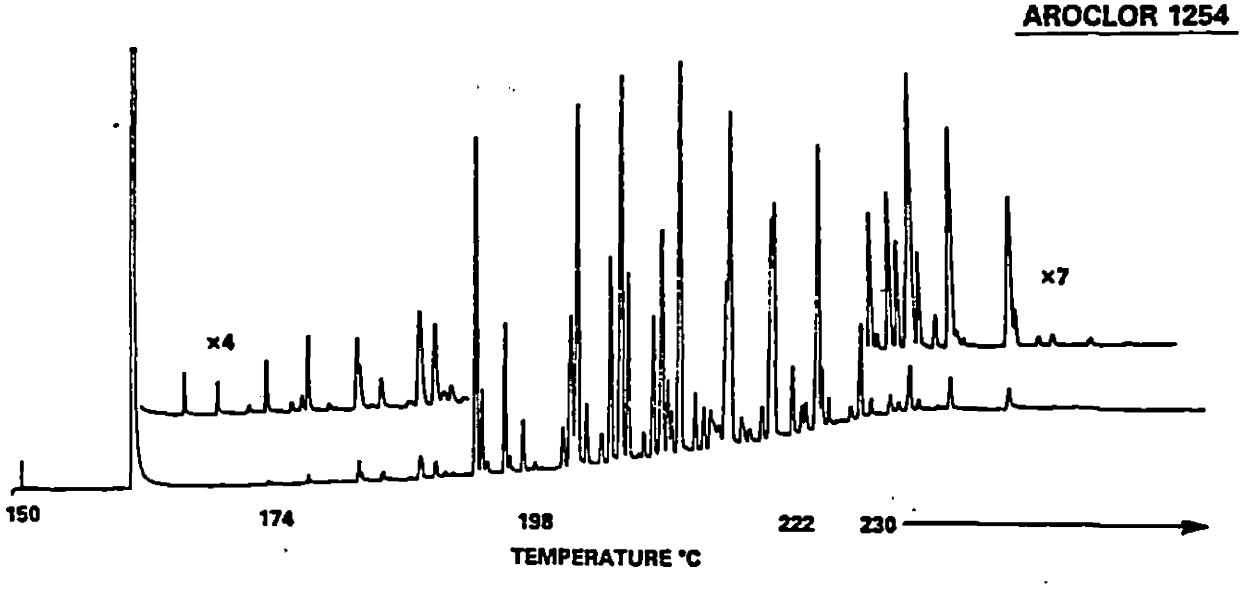

Figure 5. Detailed chromatogram of Aroclor 1254.

GENP 005640

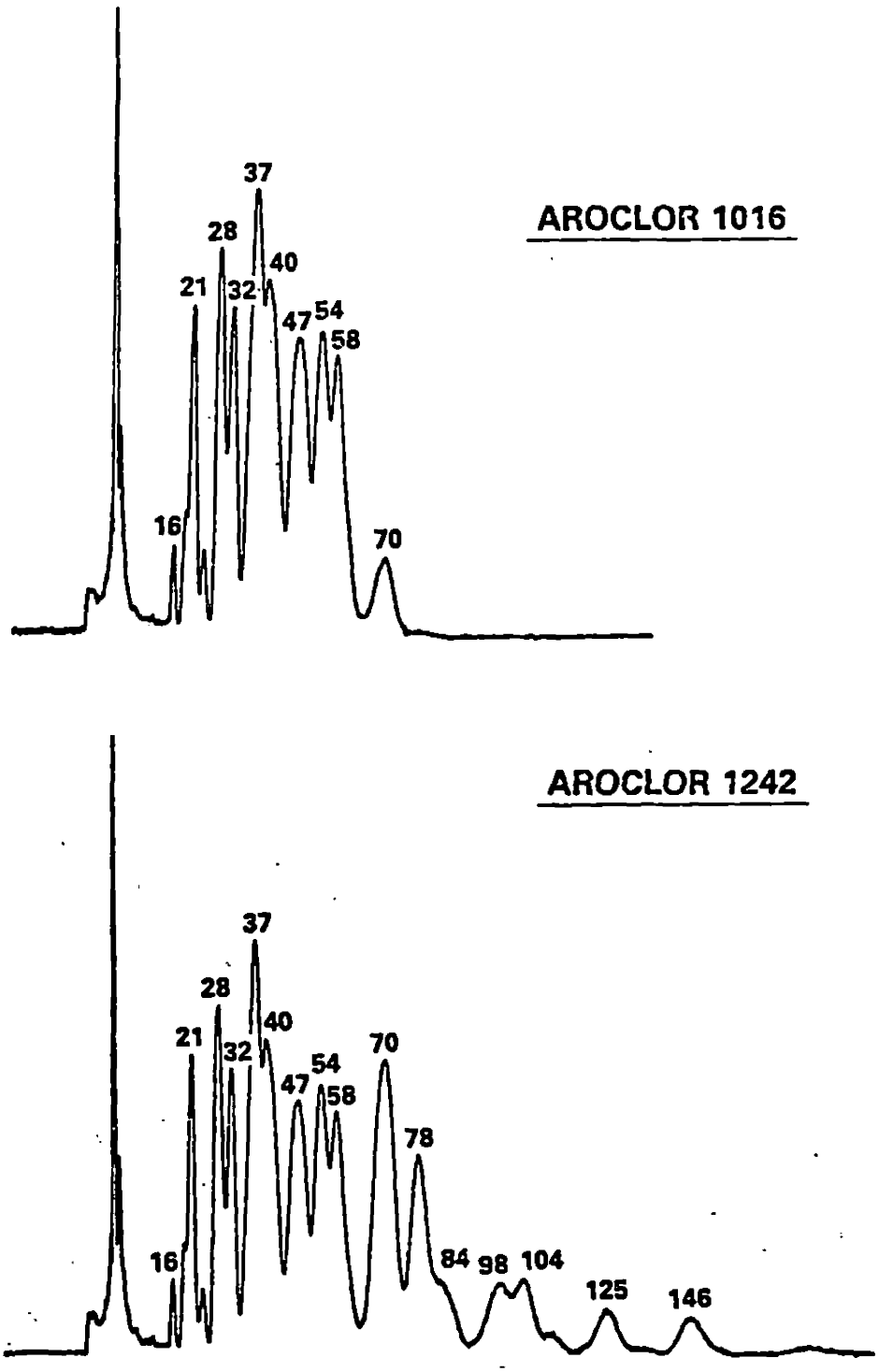

Figure 6. Comparison of electron capture chromatograms of Aroclor 1016 and Aroclor 1242.

774292

GENP 005641

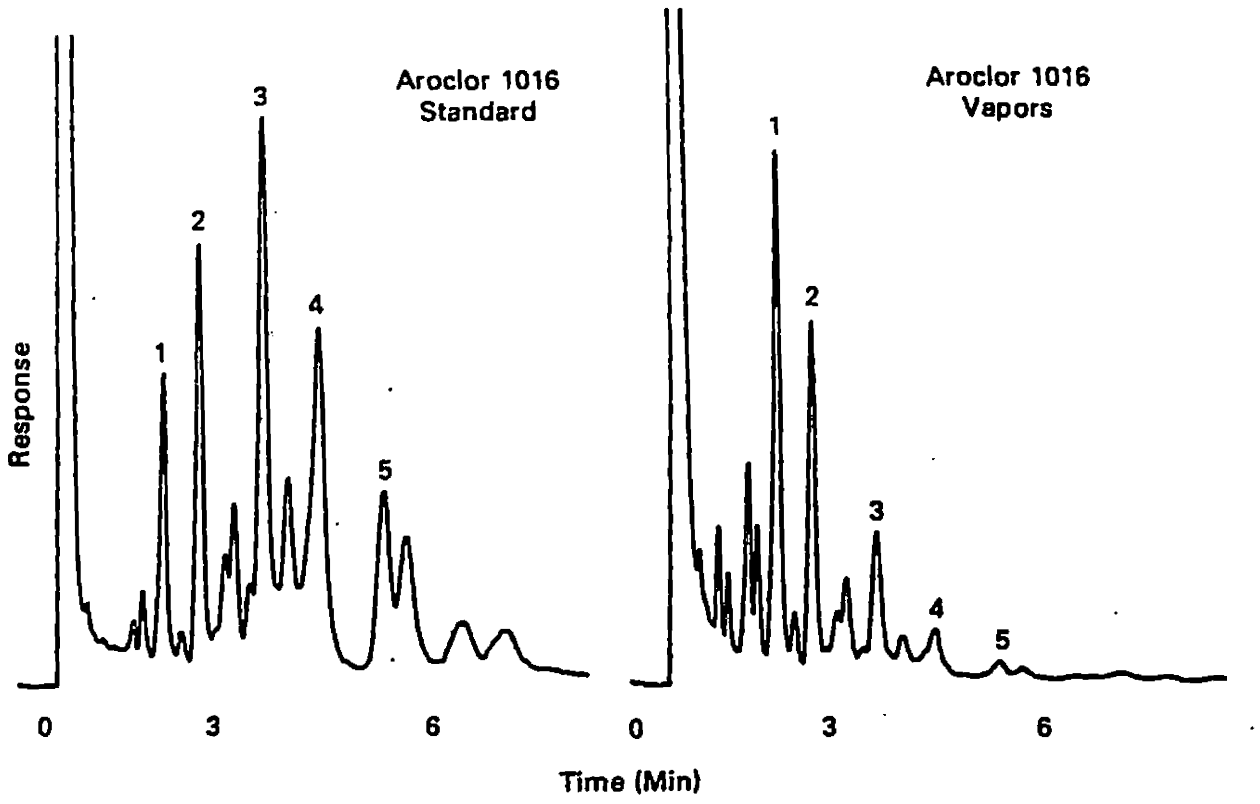

Figure 7. Relative volatilities for PCB components in Aroclor 1016.

numbered components make successively less contribution to the total vapor composition.

Water solubility of Aroclor 1016 components is illustrated in similar fashion in figure 8. Water saturated with Aroclor 1016 was extracted with hexane and the extract compared chromatographically to an Aroclor 1016 standard. The numbers above significant peaks express the percentage contribution of that peak area to the total area. Earlier eluting, lower chlorinated components are more soluble and contribute more to the water saturated composition. A related study has shown that PCB's leaching from Aroclor 1016 impregnated soils after the equivalent of 40 years annual rainfall consist of lower chlorinated biphenyls (ref. 4) (figure 9).

Microbial degradation also affects PCB isomers to different degrees. For example, figure 10 shows chromatograms depicting Aroclor 1016 composition after exposure to a naturally occurring mixed microbial population for 1/2 hour (above) and 14 days (below). The number above each GC peak indicates the percent biodegradation for that component. These percentages range from 17 to >98 and in general are higher for lower chlorobiphenyls. The exposure was carried out with activated sludge from a domestic sewage treatment facility. The sludge was previously acclimated to a mixture of industrial organic compounds before addition of 3 ppm Aroclor 1016. PCB composition was determined by extracting a representative aliquot of mixed liquor with hexane followed by analysis by gas chromatography using a glass capillary column and electron capture detection.

It is apparent from these examples that introduction of PCB's into the ecosystem by volatility or water solubility would enhance the ratio of lower to higher chlorinated biphenyls in the environment. PCB removal from the environment by either of these mechanisms or by microbial degradation would reduce this ratio. These and related factors combine to make assessment of PCB environmental impact a very complex problem.

In view of the recognized complexity in studying commercial PCB mixtures, it would seem expedient to substitute for the mixture a single isomer product having

GENP 005642

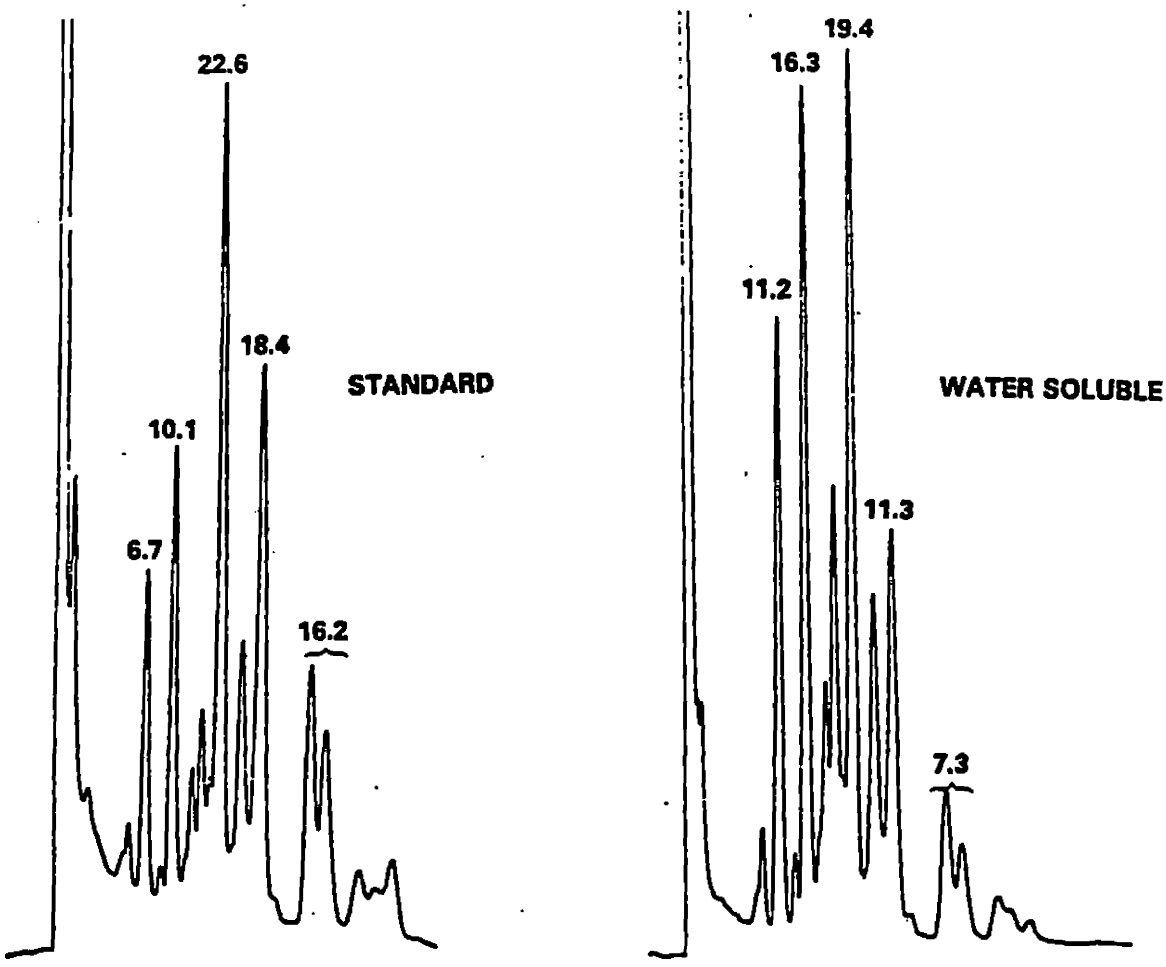

Figure 8. Water solubility of Aroclor 1016 components.

774294

GENP 005643

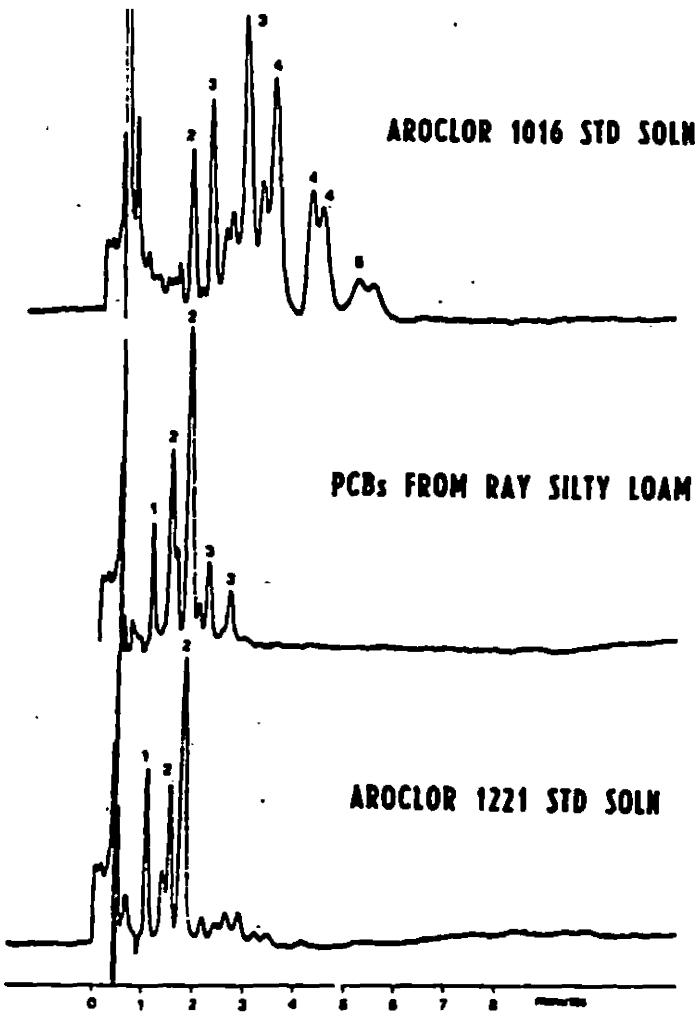

Figure 9. Composition of PCB's leaching from Aroclor 1016 impregnated soil.

GENP 005644

774295

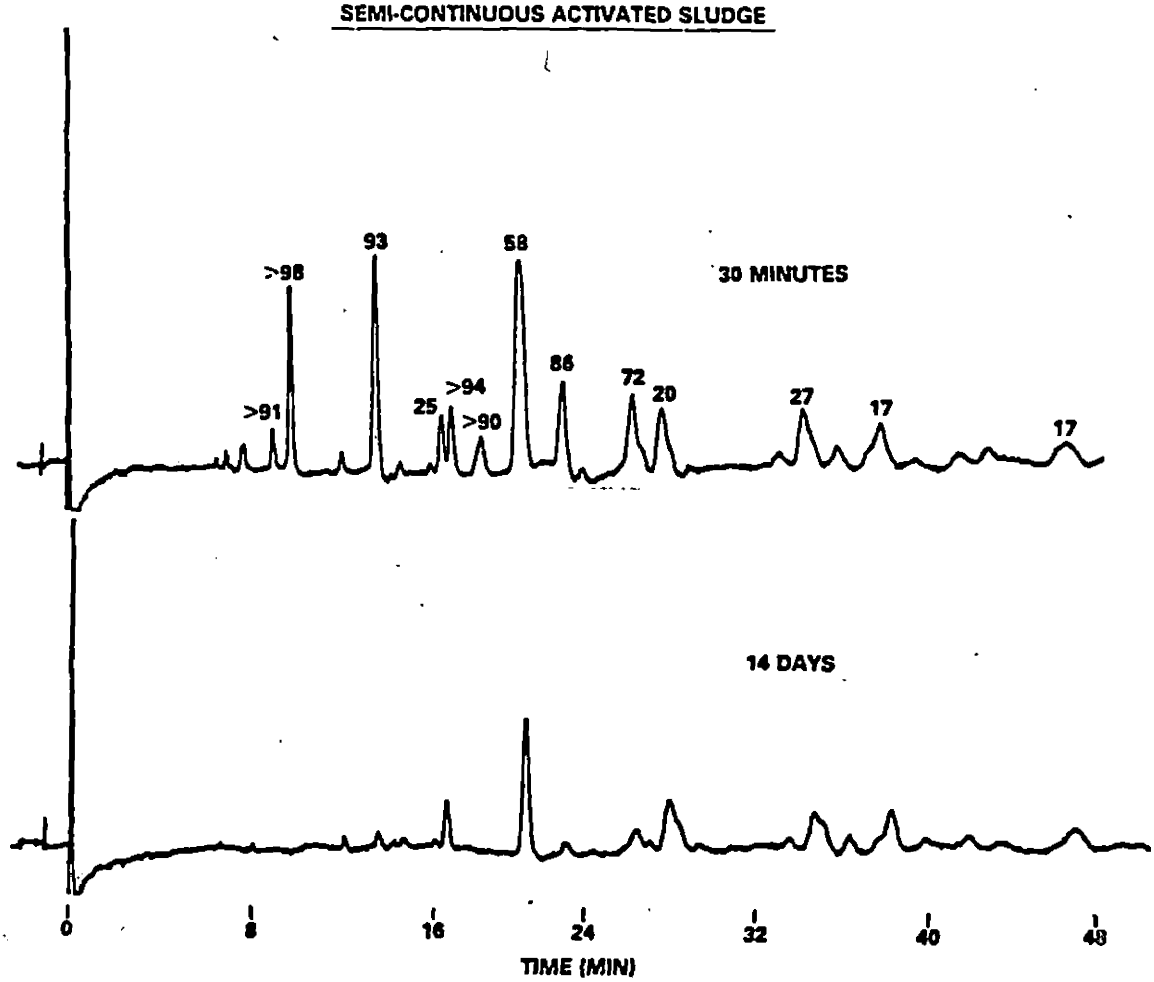

Figure 10. Aroclor 1016 biodegradation.

the desired electrical and physical properties. The environmental properties of this isomer would be much simpler to characterize and control. However, no such PCB isomer exists. Most PCB isomers are solid crystalline materials when isolated at 25° C. Commercial products are liquids only because of the mutual melting point depression exerted by the PCB components of the mixture.

CONCLUSIONS

Commercial PCB products are mixtures of many different isomers with varying chlorine content. The properties of these isomers, and hence the products, are vastly different and are complex to study. The environmental impact for each product must be accurately assessed and compared to the functional benefit.

REFERENCES

1. O. Hutzinger, S. Safe, and V. Zitko, "The Chemistry of PCB's," CRC Press, Cleveland, 1974.
2. R. G. Webb and A. C. McCall, *J. Assoc. Offic. Anal. Chem.*, Vol. 55 (1972), p. 746.
3. D. Sissons and D. Welti, *J. Chromatog.*, Vol. 60 (1971), p. 15.
4. E. S. Tucker, W. J. Litschgi, and W. M. Mees, *Bull. Environ. Contam. Toxicol.*, Vol. 13 (1975), p. 86.

774296

GENP 005645

OVERVIEW OF ANALYTICAL IDENTIFICATION AND SPECTROSCOPIC PROPERTIES

Stephen Safe, Ph.D.*

Abstract

The analytical problems associated with PCB analysis involve many factors including sampling techniques, extraction and cleanup procedures, quantitation of PCB, confirmation of structure, and identification of metabolites and impurities. Recent studies in these areas of PCB analysis will be discussed and examples given.

Polychlorinated biphenyls (PCB) are among the most persistent and widespread environmental pollutants. Commercial PCB formulations can consist of up to 100 different chlorobiphenyl isomers and this is a complicating factor in the conventional gas chromatographic analysis of environmental samples. The chemical stability of PCB does, however, facilitate their analysis in that a variety of cleanup procedures can be used to remove coextractive material without modification of the PCB. The determination of PCB has been described in detail (ref. 1) and therefore most of the data and results reported herein will be associated with more recent publications.

The analytical problems associated with PCB analysis can be summarized under six major headings, which will be discussed in detail:

1. Sampling methods,
2. Extraction of PCB from environmental samples,
3. Cleanup procedures,
4. Quantitation of PCB levels,
5. Confirmation of structure, and
6. Identification of toxic impurities and metabolites.

1. *Sampling Methods*

PCB analysis is primarily concerned with determination of the pollutant concentrations in biological, sediment (or solid), water, and air samples. Specific sampling methods are required.

a. Biological samples and sediments. The sampling must insure that sufficient material is collected and extracted so that the analytical data obtained are representative of the sample.

b. Water samples. The sampling of water is complicated by the need to distinguish between dissolved PCB, which are usually low, and PCB adsorbed on particulate matter. The separation of the two fractions can usually be obtained using suitable filtration or centrifugation techniques (ref. 1).

c. Air samples. Air samples are usually obtained by passage of a known volume of air through an impinger or a similar device in which a suitable solvent preferentially extracts or removes airborne PCB (refs. 2,3).

2. *Extraction of PCB from Environmental Samples*

a. Biological samples. A number of methods have been described for the semiquantitative extraction of PCB from biological samples (e.g., > 90 percent recovery) (ref. 1). The sample can be macerated then freeze-dried, or dehydrated and extracted directly or by the soxhlet technique using an appropriate solvent. The choice of solvents can vary from nonpolar hexane or pentane to the more polar chloroform, acetone, or methanol. The more polar water-soluble solvents are useful in the extraction of wet tissue; however, the polar aqueous extracts are usually diluted with water and extracted with hexane to preferentially remove the nonpolar chlorinated aromatics. This partitioning technique is also utilized as a cleanup procedure to remove polar coextractives.

b. Sediments. Sediments and other solid samples are usually extracted with more polar solvents and ultimately the PCB are partitioned as described above (ref. 1).

c. Water. The simplest approach with water is by direct extraction with hexane. The removal of PCB from water has also been effected using polyurethane foam plugs and resins (refs. 4-6). Using this technique, the water is passed through a column containing the solid support and the PCB are adsorbed on these supports. Subsequent passage of a polar organic solvent through the columns removes the adsorbed organics, which can be further cleaned up using the partitioning technique.

d. Air. PCB are readily extracted from air by passage of the air through sintered glass funnels or suitably contracted glass impingers filled with solvents (e.g., amyl acetate, sec-butanol or ethylene glycol) (refs. 2,3). The PCB can then be isolated by the standard partitioning technique.

3. *Cleanup Procedures*

The major aim of a cleanup procedure is to selectively remove coextractive natural material and xenobiotics from an extract containing PCB. Solvent partitioning has already been discussed and is an excellent

*Guelph Waterloo Centre for Graduate Work in Chemistry, Department of Chemistry, University of Guelph, Guelph, Ontario, Canada.

GENP 005646

774297

method for removing water-soluble and highly polar coextractive organics. The two additional important cleanup techniques are methods based on column or thin-layer chromatography and chemical treatment of the extract to modify either the PCB or the coextractives.

a. Chromatographic methods. Most chromatographic procedures include column chromatography on activated florisil and/or alumina using hexane to elute the PCB (refs. 7,8). Thin-layer chromatography with silicic acid and alumina can also be used. An example of a typical chromatographic cleanup procedure is outlined in figure 1.

b. Chemical methods. Since PCB are thermally and chemically stable, it is possible to saponify extracts by both acidic and basic treatment without altering the PCB. This procedure is particularly useful in the conversion of lipid esters, which have chromatographic properties similar to PCB, into more polar products. One of the major problems in PCB cleanup is to remove DDE, which has similar chromatographic properties to PCB. A recent paper describes an oxidative technique which quantitatively converts DDT, DDE, and their analogs into more polar products (ref. 9). Dehydrochlorination with mild base converts DDT and DDT-like compounds into the corresponding bisdiarylethylenes (e.g., DDE); treatment of the olefin with chromic acid gives the corresponding benzophenones, which are readily separated from PCB. The PCB are not affected by this chemical modification procedure. Raney nickel reduction and sulfuric acid treatment of crude PCB extracts are also useful in the cleanup of river water extracts (ref. 10).

The analysis of PCB is always complicated by the large number of isomeric chlorobiphenyls that are present and this results in a complicated gas chromatogram even after cleanup (figure 2). In addition, polychlorinated terphenyls (PCT) and polychlorinated naphthalenes (PCN) are also industrial environmental pollutants which are composed of several isomeric components that can co-occur with PCB. A perchlorination procedure was reported in which the isomeric mixtures can be converted into their respective perchloro derivatives (refs. 11,12), as shown in figure 3. These compounds can then be readily analyzed and quantitated by conventional gas chromatography (figure 2). The comparative gas chromatographic retention times of several perchlorinated pollutants are: decachlorobiphenyl, 1.0; octachlorodibenzofuran, 2.55; octachlorodibenzo-*p*-dioxin, 2.60; dodecachloro-DDE, several peaks > 1.9; tetradecachloro-*o*-terphenyl, 11.9; tetradecachloro-*m*-terphenyl, 19.2; tetradecachloro-*p*-terphenyl, 22.2.

It should be noted that this procedure is markedly dependent on the purity and source of the commercial antimony pentachloride reagent and the composition or degree of chlorination of the PCB. A drawback of this

General Cleanup Procedure

(suitable for most air, water, biological and sediment analyses)

Crude Extract	Rationale
↓ solvent partition (hexane: polar solvent)	polar imputities remain in polar solvent
hexane extract	
↓ chromatography on activated alumna	Removal of nonpolar lipids, impurities, and some chlorinated pollutants
purified PCB	
↓ chromatography on activated silica gel	Removal of nonpolar lipids and separation of PCB from DDT and its metabolites
purified PCB	

Figure 1. General cleanup procedure.

774298

GENP 005647

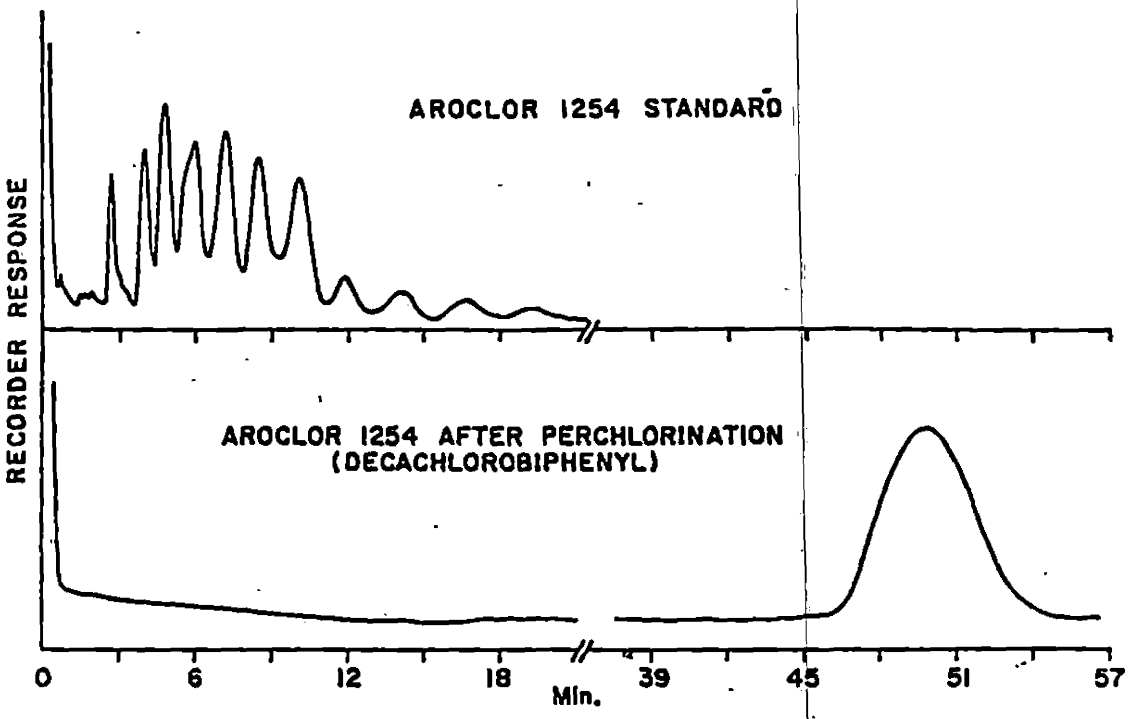

Figure 2. Gas chromatogram after cleanup.

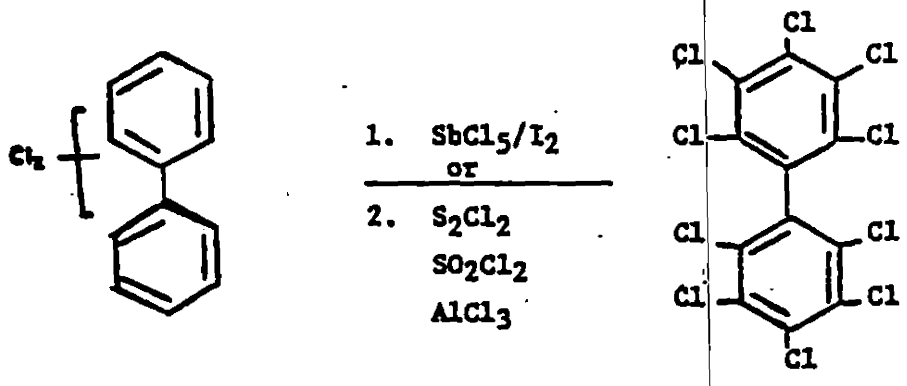

Figure 3. Perchlorination procedure in which isomeric mixtures can be converted into their respective perchloroderivatives.

GENP 005648

technique is the reported formation of varying quantities of a sideproduct which has been identified as bromo nonachlorobiphenyl (refs. 13,14). This introduces a second peak which is observed in the gas chromatogram and this side reaction can also reduce the overall yield of the decachlorobiphenyl product.

4. *Quantitation of PCB*

Gas chromatography is the method of choice for PCB analysis and electron-capture detection is by far the most sensitive procedure for detecting these chlorinated aromatic compounds (ref. 1). A comparison of the relative molar responses of electron-capture and flame-ionization detector to some isomeric chlorobiphenyls is given in table 1. It is evident that the electron capture detector is the more sensitive and that the relative molar response is both a function of the degree of chlorination and the position of the substituent (refs. 15,16). Since the precise composition of PCB mixtures is not known, the quantitation of the complex chromatograms can only be an estimated value. A more consistently accurate method would involve perchlorination since the relative molar response and chromatographic properties of decachlorobiphenyl are known. Quantitation of the PCB mixtures is usually obtained by measuring the total peak heights or areas of key diagnostic peaks that are present in the environmental PCB extract and comparing this result with the heights or areas obtained in the gas chromatogram of the appropriate commercial PCB mixture (e.g., Aroclor 1254, Clophen A-60). An example is shown in figure 4, in which the chromatograms of Clophen A-60 and river water extracts are compared and the quantitation is carried out using three diagnostic peaks present in the environmental and commercial PCB sample (ref. 10).

5. *Confirmation of Structure*

PCB in the environment was originally detected by gas chromatography and later confirmed by mass spectrometry and this technique is the most sensitive and

Table 1. Relative molar responses of electron-capture and flame-ionization detectors to some chlorobiphenyls

Chlorobiphenyl	Relative molar response	
	Electron capture	Flame ionization
2-	1.00	1.00
3-	0.20	0.92
4-	1.10	0.87
2,2'-di	5.16	0.99
2,4'-di	17.7	0.86
2,6-di	32.0	0.91
3,3'-di	6.10	0.94
3,4-di	15.2	0.86
4,4'-di	5.97	0.81
2,4,4'-tri	135	0.78
2,2',4,4'-tetra	106	0.87
2,2',6,6'-tetra	20.6	0.90
3,3',4,4'-tetra	396	0.87
3,3',5,5'-tetra	320	0.85
2,3,4,5-tetra	367	0.87
2,3,5,6-tetra	259	0.71
2,2',4,4',6,6'-hexa	347	
3,3',4,4',5,5'-hexa	726	
2,2',3,3',4,4',6,6'-octa	1180	
2,2',3,3',5,5',6,6'-octa deca	1150 1410	

774300

GENP 005649

Quantitation of PCB

1. The method of choice is gas chromatography (GC) using an electron capture (EC) detector. The major problem is selecting suitable standard peaks to use as quantitative standards for comparison with the commercial PCB standard samples.

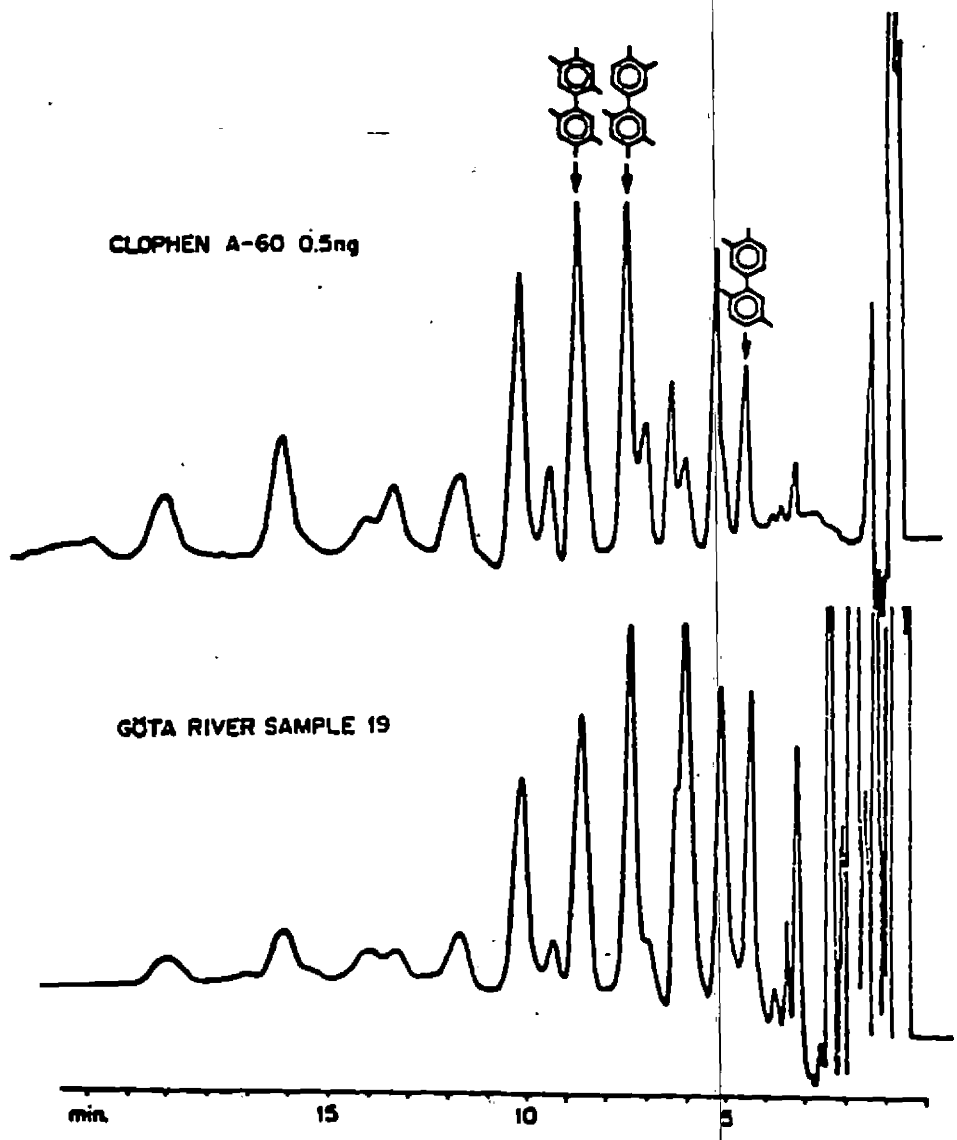

Figure 4. Gas chromatographic analysis with electron capture detector. The injected volume of river water extract corresponds to 1.6 liters water.

GENP 005650

widely used spectroscopic method for the confirmation of PCB. The mass spectrometry of isomeric chlorobiphenyls and the applications of this technique in environmental analysis has been reviewed (ref. 17) and only recent applications of this analytical technique will be mentioned.

a. Gas chromatography – mass spectrometry (GC-MS). Gas chromatographic analysis of PCB can be carried out by combination GC-MS so that the mass spectrum of the individual peaks which elute from the gas chromatograph can be recorded. This technique in combination with a computer has been extensively used in environmental analysis for both the detection and confirmation of environmental PCB, related metabolites, and toxic impurities (refs. 1,17). A GC-MS of an environmental sample may generate hundreds of spectra; however, using the computer the analyst can recall individual spectra as well as conduct limited mass searches on key diagnostic ions.

b. Mass fragmentography GC-MS (ref. 18). The mass spectrum of a sample is obtained by scanning the entire mass range in order to record all the ions that are generated. If a mass range of 400 is scanned in a period of 4 seconds, then the mass spectrum is held for only 1/100th of a second at each mass unit; for the remaining 3.99 seconds the ion current at that mass value is lost. Mass fragmentography is a technique which simultaneously monitors the ion current at one or more mass values for the complete duration of the sample spectrum (i.e., for 4 seconds rather than 0.01 second). The mass values which are monitored are the most intense and diagnostic ions generated by a compound. For PCB this is usually the isotopic molecular ion species or the isotopic M-Cl^2 ions. The sensitivity of a GC-MS instrument operating in the mass fragmentography mode can surpass that of an electron capture detector. An example of this technique is shown in figure 5, in which the mass fragmentograms of standard Clophen A-60 and river water

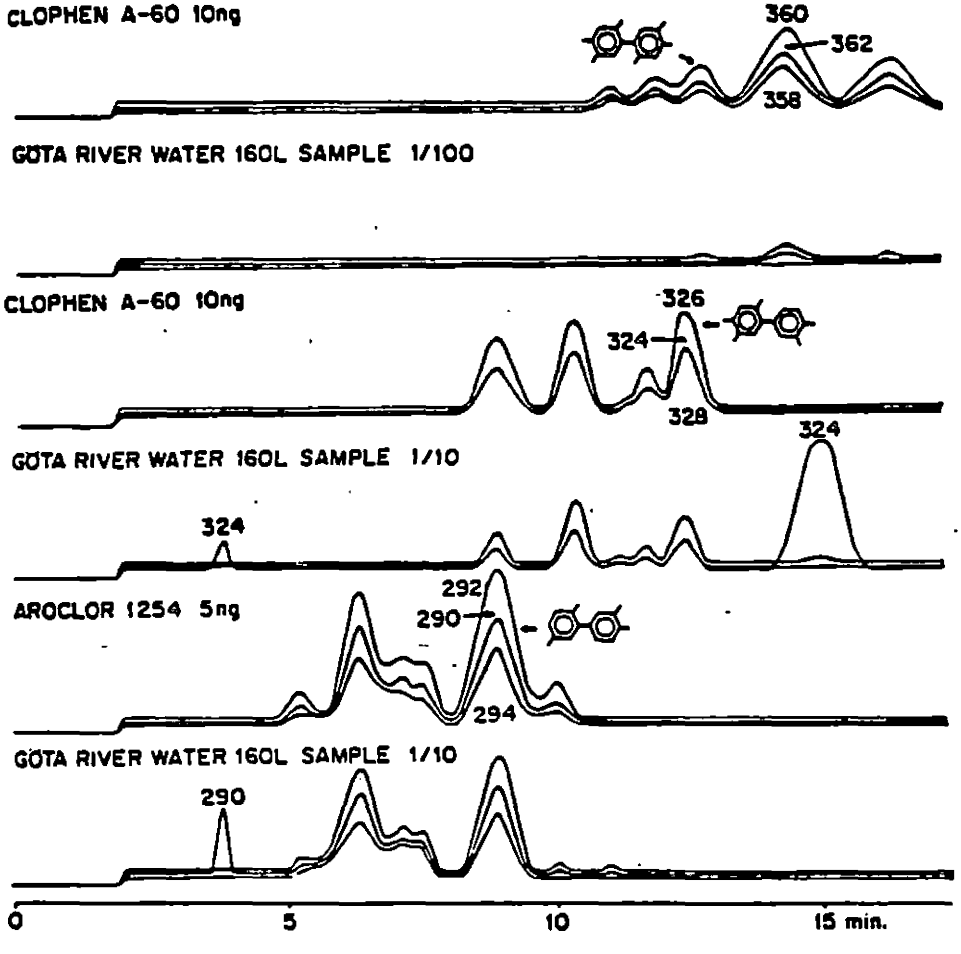

Figure 5. Mass fragmentograms of PCB Standards and river water extracts.

774302

GENP 005651

extracts are compared (ref. 19). The diagnostic ions which were used are the isotopic hexachlorobiphenyl (m/e 362, 360, and 358), pentachlorobiphenyl (m/e 328, 326, and 324), and tetrachlorobiphenyl (m/e 294, 292, and 290) molecular ions.

c. High-resolution photoplate mass spectrometry. The relatively large mass deficiencies of both chlorine isotopes cause the exact masses of ions which contain chlorine to be usually less than ions of the same nominal mass that contain only isotopes of C, H, N, and O (see table 2). Thus, a typical lipid coextractive would appear at mass positive integer values whereas the molecular ion for a tetrachlorobiphenyl isomer (accurate mass 289.9224) appears at 776 millimass units below the integer value. Mass negative PCB ions are therefore readily distinguished from mass positive ions which occur at the same nominal mass by high-resolution techniques. A photographic plate can be used as an integrating ion detector and the subsequent identification of the PCB on the plates is readily carried out. This technique has been used in the detection of PCB in biological samples as well as confirming the presence of hydroxylated PCB metabolites (refs. 20,21).

6. *Identification of Toxic Impurities and PCB Metabolites*

Analysis of commercial PCB preparations showed that higher chlorinated naphthalene isomers were present as trace impurities and their structures were confirmed by mass spectrometry (ref. 22). More recently the highly toxic chlorinated dibenzofurans have also been identified in commercial preparations; the flow chart in figure 6 outlines chromatographic procedures for the isolation of these components (ref. 23).

The metabolism of PCB in diverse animal and microbial systems has been investigated and the results indicate the conversion of these substrates into a range of hydroxylated metabolites (ref. 24). Figure 7 summarizes a composite scheme for the separation and identification of PCB metabolites and it should be noted that all the steps are used in the cleanup procedure only when it is necessary. Recent data from seal extracts has confirmed the presence of hydroxylated PCB in their fatty tissue (ref. 25). These metabolites are therefore a new class of chlorinated aromatic pollutants derived from PCB.

The financial support of Environment Canada is gratefully acknowledged.

Table 2. Confirmation of PCB by high-resolution phosphate MS

Basic principles: Xenobiotics containing mass deficient atoms (e.g., Cl) appear at lower mass values than most "natural coextractives"; these differences can be measured using the above technique.

Atom or compound	Accurate mass	Deviation from integer value (in millimass units)
^{12}C	12.000	-
^{1}H	1.0078	+78
^{14}N	14.0031	+31
^{16}O	15.9949	-51
^{35}Cl	34.9688	-312
^{37}Cl	36.9659	-341
Lipid coextractive	variable	

GENP 005652

774303

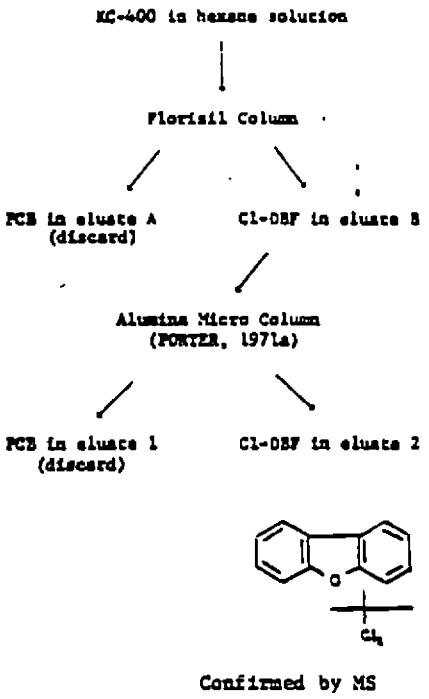

Figure 6. Procedure for separation of chlorinated dibenzofurans from chlorinated biphenyls in KC-400.

Laboratory experiments show that PCB isomers are metabolized to hydroxylated PCB which can be isolated and identified as indicated.

Urine Sample	Rationale
↓ strong acid hydrolysis and ether extraction	Hydrolysis of glucuronides
Ethereal Extract	
↓ further cleanup via base extraction of phenols (optional)	Separation of phenolic from other coextractives
Crude Hydroxy PCB	
↓ TLC, then extraction of "Hydroxy Band"	
"Hydroxy Band"	
↓ formation of acetate or methoxy derivative then TLC, and hydrolysis (optional)	Structures proven by M.S. and NMR spectra and by synthesis[1-4]
Purified Hydroxy PCB	

Figure 7. A composite scheme for the separation and identification of PCB metabolites.

774304

GENP 005653

REFERENCES

1. O. Hutzinger, S. Safe, and V. Zitko, *The Chemistry of PCB's*, CRC Press, Cleveland, Ohio, 1974, pp. 197-220.
2. J. D. Tessari and D. L. Spencer, *J. Assoc. Offic. Anal. Chem.*, Vol. 54 (1971), p. 1376.
3. D. C. Staiff, G. E. Quinby, D. L. Spencer, and H. G. Starr, *Bull. Environ. Contam. Toxicol.*, Vol. 12 (1974), p. 455.
4. H. D. Gessar, A. Chow, F. C. Davis, J. F. Uthe, and J. Reinke, *Anal. Letters*, Vol. 4 (1971), p. 883.
5. J. W. Bedford, *Bull. Environ. Contam. Toxicol.*, Vol. 12 (1975), p. 622.
6. G. Sundstrom, O. Hutzinger, S. Safe, and D. Jones, Proc. Toxicology Symposium, Wageninger, Netherlands, 1975.
7. A. V. Holden and K. Marsden, *J. Chrom.*, Vol. 44 (1969), p. 481.
8. J. A. Armour and J. A. Burke, *J. Assoc. Offic. Anal. Chem.*, Vol. 53 (1970), p. 781.
9. W. J. Trotter, *J. Assoc. Offic. Anal. Chem.*, Vol. 58 (1975), p. 461.
10. M. Ahnoff and B. Josefsson, *Bull. Environ. Contam. Toxicol.*, Vol. 13 (1975), p. 159.
11. O. W. Berg, P. L. Diosady, and G. A. V. Rees, *Bull. Environ. Contam. Toxicol.*, Vol. 7 (1970), p. 538.
12. O. Hutzinger, S. Safe, and V. Zitko, *J. Assoc. Offic. Anal. Chem.*, (in press).
13. W. J. Trotter and S. J. V. Young, *J. Assoc. Offic. Anal. Chem.*, Vol. 58 (1975), p. 466.
14. J. N. Huckins, J. E. Swanson, and D. L. Stallings, *J. Assoc. Offic. Anal. Chem.*, Vol. 57 (1974), p. 416.
15. A. S. Y. Chau and R. C. J. Sampson, *Environ. Letters*, Vol. 8 (1975), p. 89.
16. B. Bush, F. Baker, R. Dell'acqua, C. L. Houck and F-C. Lo, *J. Chrom.*, Vol. 109 (1975), p. 287.
17. S. Safe and O. Hutzinger, *Mass Spectrometry of Pesticides and Pollutants*, CRC Press, Cleveland, Ohio, 1973.
18. E. J. Bonelli, P. A. Taylor, and W. J. Morris, *American Laboratory*, July 29, 1975.
19. M. Ahnoff and B. Josefsson, *Anal. Letters*, Vol. 6 (1973), p. 1083.
20. S. Safe, N. Platonow, O. Hutzinger, and W. D. Jamieson, *Biomed. Mass Spectrom.*, Vol. 2 (1975), p. 201.
21. O. Hutzinger, W. D. Jamieson, S. Safe, L. Paulmann, and R. Ammon, *Nature*, Vol. 252 (1974), p. 698.
22. J. G. Vos, J. H. Koeman, H. L. vander Maas, M. C. tenNoever de Brauw and R. H. deVos, *Food Cosmet. Toxicol.*, Vol. 8 (1970), p. 625.
23. J. A. G. Roach and I. H. Pomerantz, *Bull. Environ. Contam. Toxicol.*, Vol. 12 (1974), p. 338.
24. S. Safe, O. Hutzinger, and D. Jones, *J. Agric. Food Chem.*, Vol. 23 (1975), p. 851 and references cited.
25. B. Jansson, S. Jensen, M. Olsson, L. Renberg, G. Sundstrom, and R. Vaz, *Ambio.*, Vol. 4 (1975), p. 93.

GENP 005654

774305

PRODUCTION AND USAGE OF PCB's IN THE UNITED STATES

Robert L. Durfee, Ph.D.*

Abstract

About 99 percent of the PCB's used in U.S. industry are produced by Monsanto in a single facility at Sauget, Illinois. These materials, termed Aroclors, are used in the production of capacitors (70 percent) and transformers (30 percent). Imported PCB's, comprising slightly over 1 percent of U.S. usage, are used in investment casting operations (80 to 90 percent; decachlorobiphenyl) and semiclosed heat transfer applications (10 to 20 percent). Capacitor and transformer production processes are similar in that process steps involving PCB's include filtration, flood or individual filling of the products, and removal of excess PCB's prior to sealing and individual testing of the products. Most losses occur from pump leaks to cooling water, spills, personal hygiene practice, and the like. Many of the discharges containing PCB's are to municipal sewers.

Introduction

Polychlorinated biphenyls (PCB's) represent a class of compounds produced commercially by the chlorination of biphenyl. Most PCB's currently used in the United States are mixtures of chlorobiphenyls containing up to seven chlorine atoms per molecule, although some decachlorobiphenyl (10 chlorines per molecule) is imported. The production and the types of uses for PCB's increased steadily from initiation of production in 1929 until industry-imposed restrictions in 1971 curtailed production and essentially eliminated use of domestic production in all but "closed" electrical equipment (specifically, capacitors and transformers).

PCB's have been increasingly identified as a significant environmental pollutant. In our work for the Office of Toxic Substances, Versar is studying the economics and other aspects of possible regulatory alternatives as applied to PCB's. We are also studying treatment methods which might be applied to control of waterborne PCB's in industrial effluents. The purpose of this paper is to define current PCB production and use, including process technology and sources of wastes containing PCB's.

Domestic Production and Imports

Monsanto, the sole domestic manufacturer of PCB's, manufactures this chemical in its Sauget, Illinois, plant. The basic raw material is biphenyl, which is manufactured from pure benzene in another Monsanto plant. The PCB manufacturing operation is conducted in two steps. First biphenyl is chlorinated with anhydrous chlorine in presence of ferric chloride to produce crude PCB's and then the crude PCB's are distilled to obtain the finished product. A schematic flow diagram of this process is given in figures 1 and 2.

Monsanto currently produces Aroclors 1221, 1016, 1242, and 1254 (chlorine contents approximately 21, 41, 42, and 54 percent by weight, respectively). For the production of a given product, biphenyl and catalyst are heated to melting and chlorine gas is introduced while the charge is circulated with a pump. The time of chlorine contact controls the degree of product chlorination. Vapors from the chlorination (HCl) are scrubbed and removed to another part of the plant.

The crude product is held at temperature and blown with dry air for several hours, and then is sent to storage where a small amount of lime is added to remove remaining HCl or ferric chloride. The blown air is scrubbed and vented to the atmosphere through a demister.

Purification, as typified by figure 2, varies somewhat between the different products. The 1016 material is processed in a retort and a vacuum distillation (steam jet ejection) to remove the more highly chlorinated compounds. The first cut from the tower is recycled to the retort. When a preset overhead temperature is reached, the product is removed and sent to storage and shipment. The other Aroclors are vacuum distilled (steam jet ejectors), the product being the condensate. The still bottoms (called Montars) are incinerated.

Monsanto's production in 1974 was 40,466,000 lb, of which 34,406,000 was sold domestically and 5,395,000 lb exported. Production has been about at the 40-million-pound level since 1971, and reached a high of 85 million pounds in 1970. Company expectations are for a sizeable increase in sales in 1976, followed by small, steady growth.

Imports in 1973 and 1974 amounted to 1.2 to 1.5 percent of Monsanto's domestic sales in those years. Importation appears to be steady or slightly increasing. The major source of imported PCB's is Italy, from which decachlorobiphenyl made by Caffaro is imported by one company for use in investment casting waxes. This constitutes 80 to 90 percent of the imports; the other 10 to 20 percent originates in France (Prodelec) and is used

*Vice President, Versar, Inc., Springfield, Virginia.

774306

GENP 005655

GENP 005656

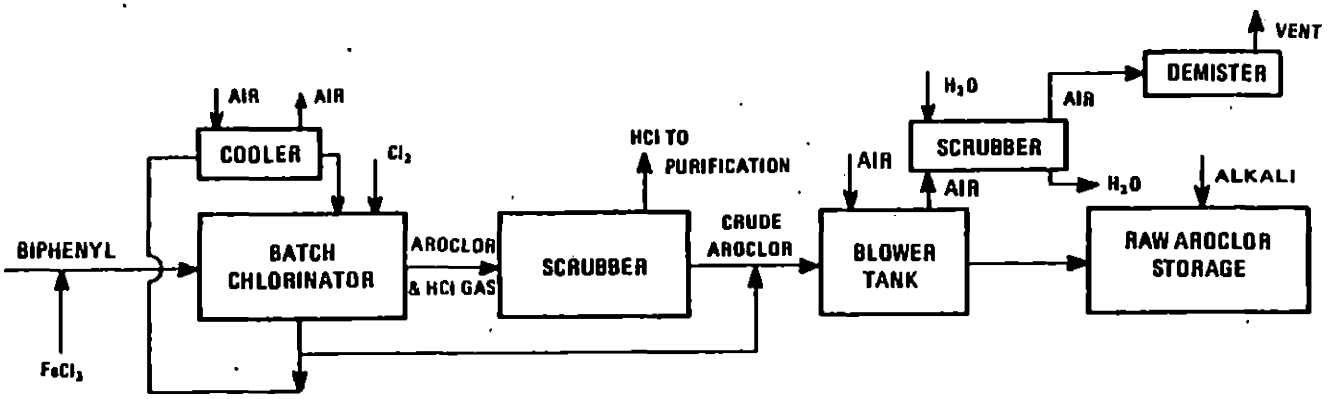

Figure 1. Preparation of crude chlorinated biphenyls Monsanto Krummrich plant.

104
774307

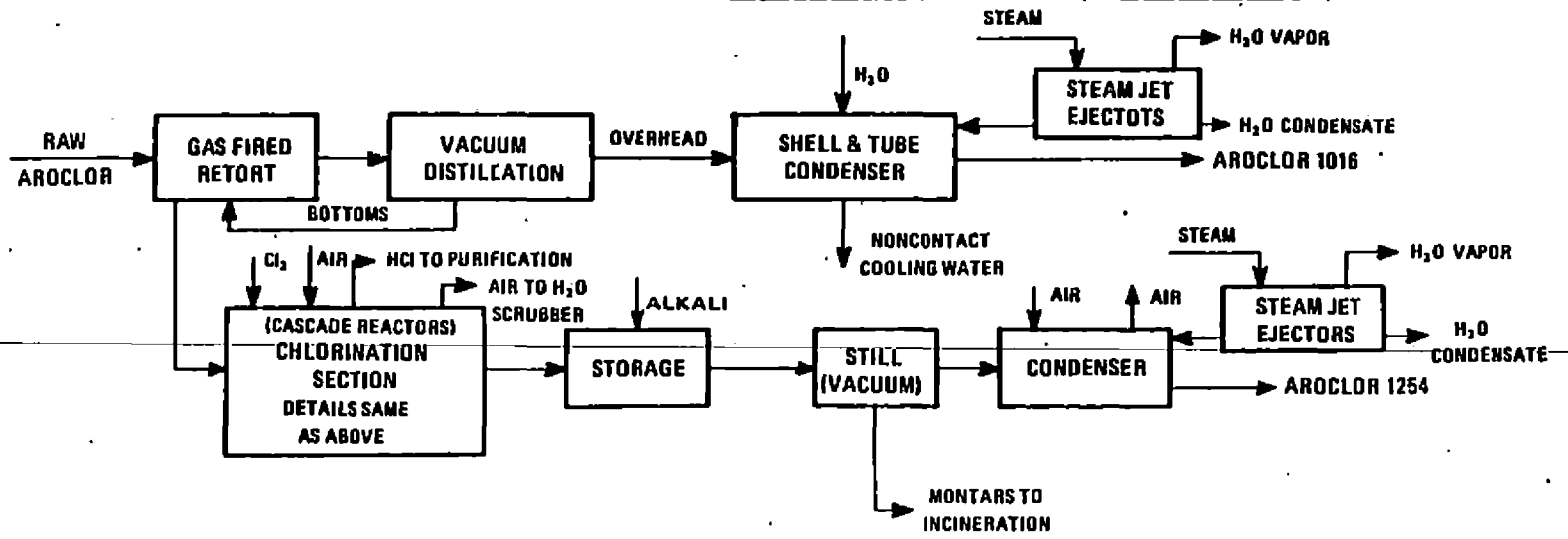

Figure 2. Distillation of crude products Monsanto Krummrich plant.

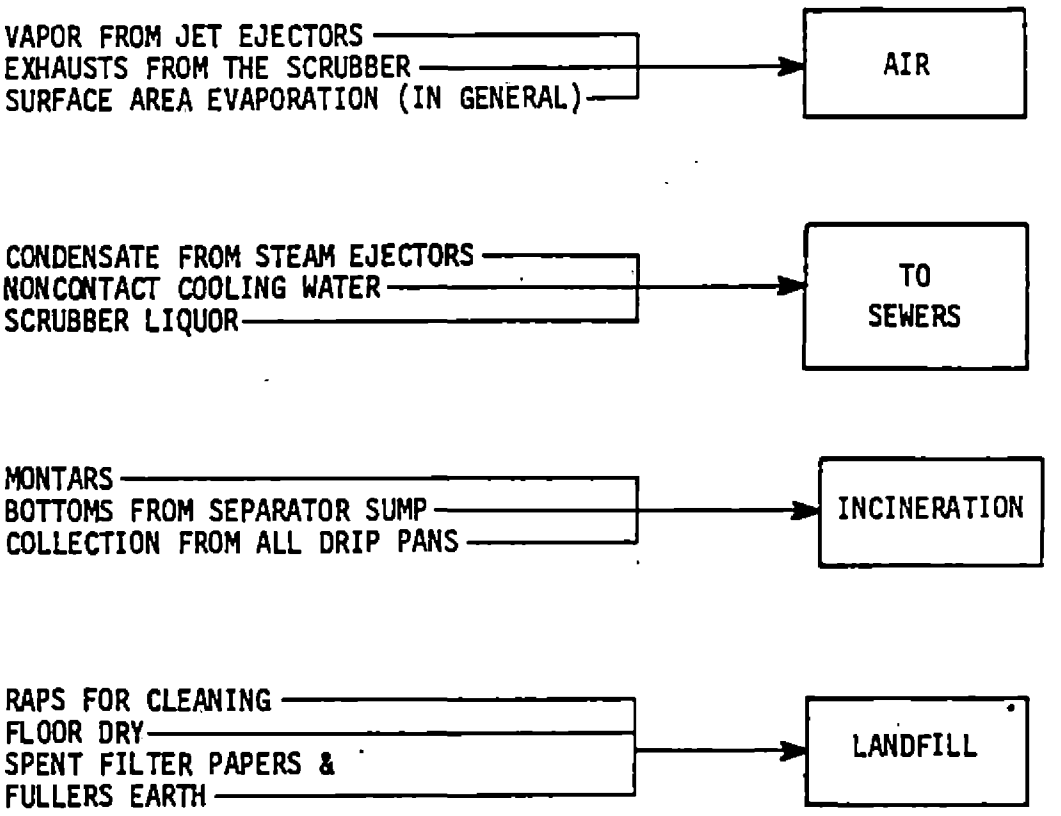

Figure 3. Nonproduct PCB discharges at Monsanto's Krummrich plant.

in semiclosed heat transfer applications. Until recently PCB's were used in some U.S. built mining machines, but this use has been discontinued.

In the Monsanto process, PCB's can be released to the environment through the sources listed on figure 3. Waterborne discharges of PCB's at this plant have been reduced greatly over the past few years, and are now below 1 pound per day, according to Monsanto.

Capacitor and Transformer Production

Producers of capacitors and transformers utilize essentially all of Monsanto's domestic sales of PCB's. About 70 percent of the usage is in capacitor production, and, of this total, roughly half is for small capacitors and half for large capacitors. Lists and locations of capacitor and transformer producers are presented in tables 1 and 2, respectively.

Transformers containing PCB's comprise only about 5 percent of the U.S. transformer market, and are used only where safety and reliability are of prime importance. On the other hand, about 95 percent of capacitors made in the United States utilize PCB's. According to General Electric, about 100×10^6 capacitors containing PCB's are made in the United States yearly, most for first-time use in products. Life expectancy for capacitors is over 10 years for lighting applications and over 20 years in electric utility service. Life expectancy of transformers containing PCB's is over 30 years, and some 135,000 have been put into service since 1932 (virtually all are still in service).

The steps involving PCB's used in the manufacture of capacitors and transformers include filtration of PCB's, filling (under vacuum), removal of excess PCB's, sealing of units, and heat and electrical testing. Sources of nonproduct discharges of PCB's are roughly similar for capacitor and transformer production plants, and are listed in table 3.

Most of the in-plant PCB wastes which reach water streams originate in the filling area. A brief description of the various filling processes is presented below.

Small capacitor bodies, each containing a machine-

774308

Table 1. U.S. transformer manufacturing industry using PCB's

Company name	Location of the plant
Westinghouse	South Boston, Va. Sharon, Pa.
General Electric Company	Rome, Ga. Pittsfield, Mass.
Research-Cottrell	Finderne, N.J.
Niagara Transformer Corp.	Buffalo, N.Y.
Standard Transformer Co.	Warren, Ohio Medford, Oreg.
Helena Corp.	Helena, Ala.
Hevi-Duty Electric	Goldsboro, N.C.
Kuhlman Electric Co.	Crystal Springs, Miss.
Electro Engineering Works	San Leandro, Calif.
R.E. Uptegraff Mfg. Co.	Scottsdale, Pa.
H.K. Porter	Belmont, Calif. Lynchburg, Va.
Van Tran Electric Co.	Vandalia, Ill. Waco, Tex.
Esco Manufacturing Co.	Greenville, Tex.

Table 2. U.S. capacitor manufacturing industry using PCB's

Company name (In order of PCB's usage)	Location of the plant
General Electric Company	Hudson Falls, N.Y. Ft. Edward, N.Y.
Aerovox	New Bedford, Mass.
Universal Manufacturing Corp.	Bridgeport, Conn. Totowa, N.J.
Westinghouse Electric Corp.	Bloomington, Ind.
Cornell Dubilier	New Bedford, Mass.
P.R. Mallory & Co., Inc.	Waynesboro, Tenn.
Sangamo Electric Co.	Pickens, S.C.
Sprague Electric Co.	North Adams, Mass.
Electric Utility Co.	LaSalle, Ill.
Capacitor Specialists, Inc.	Escondido, Calif.
JARD Corp.	Bennington, Vt.
York Electronics	Brooklyn, N.Y.
McGraw-Edison	Greenwood, S.C.
RF Interonics	Bayshore, L.I., N.Y.
Axel Electronic, Inc.	Jamaica, N.Y.
Tobe Deutschmann Labs.	Canton, Mass.
Cine-Chrome Lab, Inc.	Palo Alto, Calif.

GENP 005658

774309

Table 3. Sources of nonproduct discharges of PCB's

Source	Type of effluent/ typical disposal
Vacuum pumps	Air
Evaporation and ventilation	Air
Transfer spillage	Water
Vacuum pump cooling water or condensate (steam jet)	Water
Personal hygiene	Water (Municipal Sewer)
Reject products	Landfill
Floor and equipment cleanup wastes	Landfill
Drip pan collection	Incineration
Filter media	Landfill

wrapped helix of alternating paper and aluminum foil, are placed in a chamber, the chamber is evacuated, and prefiltered dielectric oil is introduced until it covers the capacitors. The vacuum assures that the paper will be well soaked (impregnated) with the fluid.

After the filling operation the vacuum is released, excess fluid is removed to a holding tank, and the capacitors are sealed and then deoiled. Then they undergo heating electric tests and, if specifications are met, are packaged. Reject capacitors and, in many cases, solid wastes containing PCB's are landfilled.

Large capacitors are produced similarly, although some differences can be observed:

1. Large capacitors (over 2 to 3 lb of PCB's) are typically filled through a small fill hole, while the fill tank is under vacuum. Large capacitors may be filled separately or flood-filled in a chamber. Some plants use a multicell "carousel" arangement where loading and unloading occurs at one station, and the capacitor(s) in each cell are progressively dried, evacuated, filled, and the fluid drained from the cell at stations along the carousel.
2. Following the filling operation, the fill holes in the large capacitors are sealed or plugged with solder, deoiled, and then tested prior to packaging and shipment.

Transformer filling is very similar to the filling of the larger capacitors, but transformers are all filled individually. Individual filling appears to generate less waste PCB's from spills, drip, and deoiling operations. If a transformer does not meet test specifications, the fluid is drained, filtered, and returned to the supply tank, and the windings assembly and other parts are inspected to identify the cause. Once repaired, the transformer reenters the assembly line.

Investment Casting Process

Imported decachlorobiphenyl (deka) is used as a filler for investment casting waxes; the estimated yearly usage is about 400,000 lb, some of which is in exported waxes. In investment casting, a pattern is made of the wax and a ceramic mold is formed on the wax. The wax is melted out, and the mold, after baking out in a furnace, is ready for use. The wax used to form the pattern contains about 60 percent used wax and 40 percent virgin pattern wax. Significant losses of PCB's to the atmosphere can occur in the melting out process and in the furnace. Used wax can possibly be reclaimed, but most appears to be landfilled. Polychlorinated triphenyls are also used as pattern wax fillers.

GENP 005659

774310

PCB DISPOSAL, RECLAIMING, AND TREATMENT

Thomas E. Kopp*

Abstract

The Environmental Protection Agency in 1975 sought information about the uses, disposal, and effects of PCB's from 84 purchasers and importers of PCB's. Responses indicate that while PCB's were formerly disposed of in landfills, high-temperature incineration is now prevalent. There is no proven technology for removal of PCB's from water, and emphasis is on preventing production-line PCB's from entering waste water. EPA is presently formulating criteria for ambient PCB levels in water and is developing a new toxic effluent standard.

On August 16, 1975, the Office of Enforcement, EPA, sent out 84 letters (figure 1) to companies in the United States that purchase PCB's from Monsanto, to those that import them, and to others that may be users. This letter has been modified to include polychlorinated terphenyls, PCT's, both because of their similar structure and because they are a type of chemical that we will have evaluated in the whole program of PCB's. This letter concluded with four pages of questions which covered the uses, importation, reclaiming, disposal of PCB's (figure 2) and which concerned effluents, transportation, spills, health and environmental effects, and other data the companies had on file (figure 3).

Since then, we have received 83 responses and we are in the process of evaluating and assembling the information into a useable form for making decisions within the Federal Government. This information will be made available to the public and to local and State governments. This information will be handled in accordance with the confidentiality requested by the companies and the Trade Secrets Act.

Starting in 1972, industry had developed a standard for handling and disposal of PCB's (figure 4). In 1974, this standard was finalized and published. It covers the following points (figure 5): housekeeping, disposal, effluents, analytical methods, and several other important areas. This is a voluntary standard for industry and for the Federal Government. We encourage the implementation of this standard support by everybody and also support the proposal by the National Electrical Manufacturers Association to revise and update it in the near future.

Disposal of PCB's has historically been to the local landfill site or to a scrap oil dealer. Since the concern with the environmental problems associated with PCB's has become evident, industry has developed several ways of disposing of its PCB waste (figure 6). High-temperature incineration is the most effective way we know today because it will completely destroy PCB's. The other methods are only to contain the material and not to let PCB's get out into the environment.

In Canada, there is a study going on about which we have little knowledge (figure 7). It appears to be a method by which PCB's may be reclaimed after their useful lives.

On Thursday, December 27, 1973, EPA issued its proposed toxic pollutant effluent standards under Section 307a of the Water Act. During the hearings in May, 1974, effluent treatment was discussed (figure 8). Westinghouse stated that "A review of techniques for removal of materials such as PCB's from the water has revealed that no commercial operation is now in effect. Furthermore, there is no proven technology on which such a technique might be based." General Electric stated that "The control of PCB's from current production is basically a containment process. Water is not an essential component of the manufacturing process, so the problem is not one of removing a contaminant from an aqueous process stream, but of preventing the adventitious loss of PCB's from the production line to a waste water line." Monsanto stated for its production facility that "the bathtub approach, which really involves paving, curbing, isolating the drains, ... etc.," is the only known method for treatment.

We are basically at the same place today as we were in May of 1974. As EPA develops its reproposed toxic effluent standard, which should be published the first half of next year, we will be looking at carbon absorbtion, reverse osmosis, and ozonation.

EPA is almost ready to send out for interagency and State review of the Criteria for Water Quality, Section 304a of the Water Act (figure 9). This is not a rule-making procedure so it does not have to go through hearings and rulings. This is the ambient level which we desire will not be exceeded in the Nation's waters.

There have been 20 spills identified at this time which have involved PCB's (figure 10). Only six of these were reported to EPA, and only over these did we have any control during the cleanup. There is only one out of

*Environmental Protection Agency, Office of Toxic Substances (WH-557), Washington, D.C.

GENP 005660

774311

UNITED STATES ENVIRONMENTAL PROTECTION AGENCY
WASHINGTON, D.C. 20460

AUG 16 1975

OFFICE OF ENFORCEMENT

Gentlemen:

Recent governmental sampling data indicate the presence of Polychlorinated Biphenyls (PCBs) and comparable chemical substances in the air, in water bodies, and in fish in several areas of the country. In order to determine the nature and extent of the possible adverse effects resulting from the presence of PCB compounds in the environment, the Environmental Protection Agency (EPA), in cooperation with other federal and State agencies, is attempting to determine the sources and amounts of PCBs entering the environment. It is important that this effort be carried out without delay.

It is our understanding that your company handles PCB compounds or mixtures or comparable chemical substances in its operations. I am therefore requesting, pursuant to the authority provided by Section 308 of the Federal Water Pollution Control Act, as amended, 33 U.S.C. 1318, and Section 114 of the Clean Air Act, as amended, 42 U.S.C. 1857c-9, that your company furnish EPA with information pertaining to your use and handling of PCBs and comparable chemical substances. In addition to a general description, which should include information as to sources, quantities, uses, and ultimate disposition, you should respond in detail to the enclosed questions. If any question is not applicable to your company or operations, please so indicate by responding "not applicable."

The information requested herein must be provided notwithstanding its possible characterization as confidential information or trade secrets. Should you so request, however, any information (other than effluent or emission data) which the Administrator of this Agency determines to constitute methods or processes entitled to protection as trade secrets will be maintained as confidential, pursuant to procedures specified in 40 CFR Part 2.

Figure 1. Letter from EPA to purchasers, importers, and users of PCB's.

GENP 005661

774312

Within 14 days of receipt of this letter, your company must provide all information concerning your current status and activities and covering the twelve month period immediately preceding receipt of this letter.

Within 30 days following receipt of this letter, your company must provide all information for all of the prior years indicated.

The information required herein should be sent directly to the address indicated below. If you have any questions you may call the person indicated below or Mr. Blake A. Biles of our office at (202) 755-8731.

We appreciate your prompt cooperation in this matter.

Sincerely yours,

Stanley W. Legro
Assistant Administrator
for Enforcement

Enclosure

Regional Contact:
Mr. Richard O'Connell
Director, Enforcement Division
Environmental Protection Agency
100 California Street
San Francisco, California 94111
Telephone: (415) 556-0102

Figure 1. Letter from EPA to purchasers, importers, and users of PCB's (con.).

GENP 005662

POLYCHLORINATED BIPHENYL (PCB) COMPOUNDS OR MIXTURES

Within 14 days of receipt of this letter, your company must provide all information concerning your current status and activities and covering the twelve month period immediately preceding receipt of of this letter.

Within 30 days following receipt of this letter, your company must provide all information for all of the prior years indicated.

For purposes of this letter, the phrase "PCB compound or mixture" includes all chemical substances known or believed by you to be PCB compounds or mixtures or of a similar chemical nature, irrespective of trade name.

1. For each PCB compound or mixture produced or imported by your company, for each company facility, during each year of 1971, 1972, 1973, 1974, and the first two quarters of 1975:

   a. The total amount of each PCB compound or mixture produced or imported.

   b. The name and address of each of your company's facilities which handle PCB compounds or mixtures (including production facilities and wholesale and retail outlets), and the amount of each PCB compound or mixture distributed through each facility.

   c. The name and address of each customer of each PCB compound or mixture, and the amount of each PCB compound or mixture obtained by each customer from each facility.

2. For each PCB compound or mixture incorporated by your company into its products, for each company facility, during each year of 1971, 1972, 1973, 1974, and the first two quarters of 1975:

   a. A description of each product.

   b. For each product the total amount incorporated of each PCB compound or mixture.

2. (continued)

   c. For each product the name and address of each source from which your company obtained each PCB compound or mixture, and the amount of each PCB compound or mixture obtained from each source.

   d. The name and address of each of your company's facilities which handle such products (including production facilities and wholesale and retail outlets), and the amount of each product distributed through each facility.

   e. The name and address of each customer of each product, and the amount of each product obtained by each customer from each facility. For consumer products list only the total production of each product at each facility and the total number of customers. Do not provide the name and address of each customer of consumer products.

3. For each PCB compound or mixture used by your company in its operations other than for incorporation into its products, for each company facility, during each year of 1971, 1972, 1973, 1974, and the first two quarters of 1975:

   a. A description of each use.

   b. For each use the total amount of each PCB compound or mixture.

   c. For each use the name and address of each source from which your company obtained each PCB compound or mixture, and the amount of each PCB compound or mixture obtained from each source.

4. For each PCB compound or mixture reclaimed by your company, for each company facility, during each year of 1971, 1972, 1973, 1974, and the first two quarters of 1975:

   a. The total amount of each PCB compound or mixture reclaimed.

   b. The name and address of each source from which your company obtained PCB compounds or mixtures, and the amount of each PCB compound or mixture obtained from each source.

774313

Figure 2. Questions sent by EPA to PCB users, concerning uses, importation, and reclaiming of PCB's.

GENP 005663

GENP 005664

5. For each PCB compound or mixture disposed of by your company (with or without the involvement of other parties), for each company facility, during each year of 1971, 1972, 1973 1974, and the first two quarters of 1975:

   a. A description of each method of disposal.

   b. For each method of disposal the total amount of each PCB compound or mixture.

   c. For each method of disposal, the location of every disposal site, the name and address of each party involved in the disposal of each PCB compound or mixture, and the amount of each PCB compound or mixture disposed of by each party.

6. The composition of each PCB compound or mixture produced, imported, sold, reclaimed, used, and/or disposed of by your company since January 1, 1971.

7. The results of any and all sampling and analysis performed by your company, its agents or contractors since January 1, 1971, concerning the following:

   a. Concentrations of PCB compounds or mixtures in the effluent of any discharges by the company (into waters of the United States or Publicly Owned Treatment Works) or in the emissions of the company into the air.

   b. The flow and/or composition of any discharges or emissions by the company (into waters of the United States or Publicly Owned Treatment Works, or into the air) which contain PCB compounds or mixtures.

   c. Concentrations of PCB compounds or mixtures in receiving waters (both upstream and downstream) of any discharges by the company which contain PCB compounds or mixtures and concentrations of PCB compounds or mixtures in the air in the area of the company.

8. The methods by which PCB compounds or mixtures are transported to, by, and/or from your company, including:

   a. A description of each method of transportation, and the form in which PCB compounds or mixtures are transported by each method. Where different methods of transportation are used at different facilities specify which transportation method is used at each facility.

   b. The names and addresses of all known transporters of PCB compounds or mixtures.

9. All occasions (including spills) of which you are aware on which PCB compounds or mixtures have or may have been introduced into the environment. In particular, describe such occasions insofar as they involved PCB compounds or mixtures in their liquid state, as incorporated into closed systems, or as incorporated into open systems. For each occasion, indicate name and address of party involved; dates, time, and location of the discharge or spill; and the amounts involved.

10. A description of any adverse health or environmental effects which you know or believe to have resulted from the introduction of PCB compounds or mixtures into the environment. Indicate any specific occasions including dates, times, locations, amounts, and parties involved for which such effects are known.

11. Any and all other information which you possess concerning:

   a. The production, importation, reclamation, use, distribution, and disposal of PCB compounds or mixtures.

   b. The discharge of PCB compounds or mixtures into the environment.

In addition to the above, EPA would appreciate receiving any other information which you possess concerning the distribution and discharge of PCB compounds or mixtures by sources other than your company, including your company's customers and sources.

112

774314

Figure 3. Questions sent by EPA to PCB users, concerning disposal, effluents, transportation, spills, hearth and environmental effects, and other data about PCB's.

ANSI
C107.1-1974

American National Standard Guidelines for Handling and Disposal of Capacitor- and Transformer-Grade Askarels Containing Polychlorinated Biphenyls

Secretariat

National Electrical Manufacturers Association

Approved January 9, 1974

American National Standards Institute, Inc

Figure 4. Cover of industry standard for handling and disposal of PCB's.

GENP005665

774315

American National Standard

An American National Standard implies a consensus of those substantially concerned with its scope and provisions. An American National Standard is intended as a guide to aid the manufacturer, the consumer, and the general public. The existence of an American National Standard does not in any respect preclude anyone, whether he has approved the standard or not, from manufacturing, marketing, purchasing, or using products, processes, or procedures not conforming to the standard. American National Standards are subject to periodic review and users are cautioned to obtain the latest editions.

CAUTION NOTICE: This American National Standard may be revised or withdrawn at any time. The procedures of the American National Standards Institute require that action be taken to reaffirm, revise, or withdraw this standard no later than five years from the date of publication. Purchasers of American National Standards may receive current information on all standards by calling or writing the American National Standards Institute.

Published by

American National Standards Institute
1430 Broadway, New York, New York 10018

Copyright © 1974 by American National Standards Institute, Inc
All rights reserved.

No part of this publication may be reproduced in any form, in an electronic retrieval system or otherwise, without the prior written permission of the publisher.

Printed in the United States of America

A1M1074/6

Figure 4. (con.).

GENP 005666

Contents

SECTION PAGE

1. Scope 7

2. General Information 7
   2.1 General 7
   2.2 Benefits 7
   2.3 Risks 7
   2.4 Alternatives 8
   2.5 Interdepartmental Task Force on PCBs 8

3. Capacitor Guidelines 8
   3.1 General 8
   3.2 Capacitor-Grade Askarel 9
   3.3 Plant Housekeeping and Employee Safety 9
   3.4 Control of Water Effluents 11
   3.5 Scrap-Disposal Procedures 12
   3.6 Labeling 13

4. Transformer Guidelines 13
   4.1 General 13
   4.2 Specific Guidelines 15

5. References 17
   5.1 References to the Text 17
   5.2 General References 17

6. Revision of American National Standards Referred to in This Document 18

Table 1 Typical Properties of Aroclor 1016 9

Appendixes

Appendix A Disposal Services 19

Appendix B Analytical Procedures and Laboratory Service Organizations 20
   B1. General 20
   B2. Laboratories 20
   B3. An Analytical Procedure for the Determination of Airborne PCBs 20
   B4. Analysis of Water and Sediment for PCBs 31

Figures

Fig. B1 Aroclor 1016 Electron Capture Chromatogram 21
Fig. B2 Comparison of Electron Capture Chromatograms for Aroclor 1221, 1242, 1248, 1254, and 1260 22
Fig. B3 Aroclor 1221 Electron Capture Chromatogram 23
Fig. B4 Aroclor 1242 Electron Capture Chromatogram 24
Fig. B5 Aroclor 1248 Electron Capture Chromatogram 25
Fig. B6 Aroclor 1254 Electron Capture Chromatogram 26
Fig. B7 Aroclor 1260 Electron Capture Chromatogram 27
Fig. B8 Sampling Train 28
Fig. B9 Calculating Column Efficiency 30
Fig. B10 Calculating the Tailing Factor 30

Figure 5. Points covered in industry guideline for handling and disposal of PCB's.

774317

DISPOSAL METHODS

THERMAL INCINERATION FOR LIQUIDS

Incineration at 2200-2600°F with a retention time of 1-1.5 seconds. Venturi scrubber eliminates possibility air contamination. Cooling water is recycled and routinely checked for contamination. High aqeous waste are also incinerated by side injection into the system.

PHYSICAL CHEMICAL TREATMENT FOR HIGH AQUEOUS WASTE

Waste are pH controlled, settled, and filtered and passed through two carbon beds in series. Water passed through has invariably met at specs. No detectable PCB's (less than 2 ppb).

SOLIDIFICATION

Solidification means solidifying liquids and sludges using a silicates-cement powder technique. After solidification, materials are disposed of in lined scientific landfill.

GELLATION

Liquids and sludges are polymerized or gelled in steel of fiber drumswhich are placed in a scientific landfill

SCIENTIFIC LANDFILL

Series of reinforced hypalon or reinforced chlorinated polyethylene lined cells in clay oil areas into which solid, sludges, stabilized chemicals, gelled liquids, solidfill liquids or sludges are disposited. A sump at the bottom of each cell recycles leachate to the physical-chemical treatment plant. A three-dimensional inventory is kept of waste in each cell. Surrounding ground and surface waters are routinely checked each month.

Figure 6. Methods developed by industry for disposal of PCB waste.

GENP 005668

AS A FUEL TO PRODUCE LOW ALKALI CEMENT POWDER

In Canada, there is being pioneered the concept of utilizing chlorinated chemical waste as a fuel and a supply of chlorine to produce low alkali cement powder. The waste material is fed into the fire box to supplement the fuel oil and burns at 2200 - 2600° f. The waste breaks down to water, carbon dioxide and hydrochloric acid. The acid neutralizes the potassium hydroxide present in the raw feed thus reducing the alkali in the cement powder. The cement kiln is perhaps the safest way to destroy PCBs. The temperature and retention time, approximately 16 - 18 seconds, are sufficient to reduce the PCBs.

This test program is currently under way at the St. Lawrence Cement Co. in Hamilton, Ontario, Canada.

Participants are: Ontario Water Resources Commission
St. Lawrence Cement Company
Chem-Trol Pollution Services, Inc.

Figure 7. Description of Canadian PCB study.

GENP 005669

774319



THURSDAY, DECEMBER 27, 1973
WASHINGTON, D.C.

Volume 38 ■ Number 247

PART II

ENVIRONMENTAL PROTECTION AGENCY

■

WATER PROGRAMS

Proposed Toxic Pollutant Effluent Standards

Figure 8. EPA proposed toxic pollutant effluent standards.

774320

GENP 005670

ENVIRONMENTAL PROTECTION AGENCY

[40 CFR Part 129]

WATER PROGRAM

Proposed Toxic Pollutant Effluent Standards

Notice is hereby given that the Environmental Protection Agency, pursuant to the authority contained in section 307(a) of the Federal Water Pollution Control Act (the Act) as amended by the Federal Water Pollution Control Act Amendments of 1972 (33 U.S.C. 1251 et seq.) proposes a new Part 129, setting forth proposed effluent standards for toxic pollutants included in the list of toxic pollutants required by section 307(a)(1).

Section 307(a)(2) provides as follows:

Within one hundred and eighty days after the date of publication of any list, or revision thereof, containing toxic pollutants or combination of pollutants under paragraph (1) of this subsection, the Administrator, in accordance with Section 553 of title 5 of the United States Code, shall publish a proposed effluent standard (or a prohibition) for such pollutant or combination of pollutants which shall take into account the toxicity of the pollutant, its persistence, degradability, the usual or potential presence of the affected organisms in any waters, the importance of the affected organisms and the nature and extent of the effect of the toxic pollutant on such organisms, and he shall publish a notice for a public hearing on such proposed standard to be held within thirty days. As soon as possible after such hearing, but not later than six months after the publication of the proposed effluent standard (or prohibition), unless the Administrator finds, on the record, that a modification of such proposed standard (or prohibition) is justified based upon a preponderance of evidence adduced at such hearings, such standard (or prohibition) shall be promulgated.

These proposed regulations establish effluent standards for the toxic pollutants listed below:

1. Aldrin (1,2,3,4,10,10-hexachloro-1,4,4a,5,8,8a-hexahydro-1,4-endo - exo - 5,8-dimethanonaphthalene).

Dieldrin (1,2,3,4,10,10-hexachloro-6,7-epoxy-1,4,4a,5,6,7,8,8a - octahydro - 1,4-endo-exo-5,8-dimethanonaphthalene).

2. Benzidine and its salts (4,4'-diaminobiphenyl).

3. Cadmium and all cadmium compounds.

4. Cyanide and all cyanide compounds.

5. DDD (TDE) (1,1-dichloro-2,2-bis-(p-chlorophenyl)ethane and some o,p'-isomer).

DDE (1,1-dichloro-2,2-bis(p - chlorophenyl)ethylene).

DDT (1,1,1-trichloro-2,2-bis(p-chlorophenyl)ethane and some o,p'-isomer).

6. Endrin (1,2,3,4,10,10-hexachloro-6,7-epoxy-1,4,4a,5,6,7,8,8a-octahydro - 1,4-endo-endo-5,8-dimethanonaphthalene).

7. Mercury and all mercury compounds.

8. Polychlorinated biphenyls (PCB's) mixtures of chlorinated biphenyl compounds with various percentages of chlorination.

9. Toxaphene (chlorinated camphene).

The criteria and rationale employed to select these pollutants were summarized in the FEDERAL REGISTER Notice of September 7, 1973, vol. 38, No. 173, page 24342.

The following is a summary of the basis and purpose of the effluent standards proposed in this Part: The four basic factors considered in setting the standards were toxicological data, hydrodynamic data, ample margins of safety and calculations of the acute and chronic limitations for the standards. The primary basis for toxicological considerations came from the Water Quality Criteria which were proposed in October (38 FR 29646 et seq., Friday, October 26, 1973). These criteria were based in part on a report by the National Academy of Sciences and the National Academy of Engineering entitled "Water Quality Criteria", 1972 which is currently being published by the Environmental Protection Agency. The toxicity of the pollutants on the list, their persistence, degradability, the usual or potential presence of the affected organisms in any waters, the importance of the affected organisms, and the nature and extent of the effect of the toxic pollutant on such organisms, were considered in the establishment of the Water Quality Criteria upon which these standards are based.

Water Quality Criteria published pursuant to section 304(a) of the Act are those concentrations which are acceptable in the receiving water body. The criteria were developed to protect a variety of water uses including industrial, agricultural, recreational, propagation of fish and wildlife, aesthetics and potable water supplies. The protection of fish and wildlife and potable water supplies was the most sensitive of the fresh water usages. In estuarine and marine waters, the protection of fish and wildlife generally yielded the more restrictive recommended limitations. The criteria, as proposed, were designed for both acute and chronic toxicological protection. Since protection against chronic effects requires more stringent criteria, the proposed Water Quality Criteria were devised from data or calculation designed to afford chronic protection.

Because proposed Water Quality Criteria utilize both acute and chronic toxicity data to derive a single acceptable ambient water concentration, it was necessary to utilize the data upon which the criteria were based to calculate proposed standards which provide for protection against both acute and chronic toxicological effects.

To avoid the effects of acute toxicity it was determined that organisms need not necessarily be protected at all times from concentrations exceeding the proposed Water Quality Criteria, since brief exposures to higher concentrations may be tolerated. It may be assumed that most mobile organisms will not remain in the immediate vicinity of the outfall for as long as the usual 96-hour test period. Thus, for protection in the immediate vicinity of the outfall, a concentration of one tenth the 96-hour LC_{50} was determined to provide an ample margin of safety. (The 96-hour LC_{50} is that concentration derived from laboratory tests in which 50% of a group of test organisms survive after 96 hours of continuous-exposure to a pollutant.) In order to achieve a concentration in the vicinity of the outfall which does not exceed the acute threshold, the discharger may either discharge the acute toxicity concentration and provide immediate diffusion through appropriate flow devices or reduce the concentration below the acute threshold.

To avoid the effects of chronic toxicity, an effluent standard is provided which is designed to ensure that, in most cases, the proposed Water Quality Criteria, which are intended to provide protection from chronic effects, are not exceeded over the long term in the receiving waters. This is achieved by limitation of the total weight of the pollutant which can be discharged into receiving waters of given size. To provide an additional margin of safety, the allowable weight discharged per unit of flow was reduced by safety factors designed to compensate, in part, for non-point sources of the pollutant, multiple discharges in a small area, industrial growth, and the difference in water storage times among lakes, estuaries, streams, and coastal waters. The standard for each type of receiving water is expressed as a number which, when multiplied by the rate of receiving water flow, yields the allowable weight of discharge of the pollutant per day from any facility.

These standards are not intended, however, to assure that Water Quality Criteria would be achieved in all receiving waters, since standards sufficiently restrictive to attain water quality criteria in (for example) small streams with extraordinarily large clusters of dischargers, would be overly restrictive for the usual case. These special "worst-case" situations are to be handled by the application of water quality standards through waste load allocations under section 303 of the Act. The resulting allocations may then be used to establish effluent limitations, if necessary, more stringent than the effluent standards set forth herein. Those limitations would then be incorporated into permits issued under section 402 of the Act.

Since there are no proposed Water Quality Criteria for benzidine, a different methodology was required for the derivation of an effluent standard. The methodology employed was designed to determine a level of discharge which would result in an acceptable level of risk exposure to man, the primary affected organism. Effluent standards for benzidine were derived by the extrapolation of laboratory test animal data using conservative statistical methods, and are based upon a calculated level of risk of less than one case of tumor induction per million people exposed over an entire generation to drinking water from supplies derived from waters contaminated with the maximum permitted concentration of benzidine. It is recognized that certain inadequacies exist in the available data on which the benzidine standard is based. Therefore, it is reasonable to assume that these standards could be revised in the future. The Environmental

Figure 8. (con.).

GENP 005671

774321

NOTICE

This document is a preliminary draft. It has not been formally released by EPA and should not at this stage be construed to represent Agency policy. It is being circulated for comment on its technical accuracy and policy implications.

POLYCHLORINATED BIPHENYLS

CRITERION:

.001 ug/l for freshwater and marine aquatic life and for consumers thereof.

Figure 9. Preliminary draft of EPA standard for water quality.

GENP 005672

774322

DATE	CIRCUMSTANCES	CITY STATE	AMOUNT SPILLED	AMOUNT RECOVERED	METHOD OF DISPOSAL	COST	REPORTED TO EPA
8/ 9/71	Drums containing 8,800 lb started to leak en route	En route	Unknown	Unknown	None		No
10/12/71	Drum leaking en route, sent back	En route	Unknown	None	None		No
3/72	Rail car develops a leak	En route	Unknown	Unknown	Unknown		No
2/ 8/72	Truck accident, 5 transformers	Roanoke Rapids, NC	1000 gals Inertean	Unknown	Unknown		No
3/ 8/73	Truck en route developed leak	Kingston, Tenn.	830 gal PCBs	11,500 drums of contaminated soil	55 gal sealed in concrete	$1.7 million	Yes
8/ 9/73	Truck accident	Havana, Ill.	400 gal	Unknown	Unknown		Yes
9/73	Transformer leak	Anderson, Ind.	15 gal	Unknown	Unknown		No
1/ 8/74	Transformer leak	Tuscaloosa Ala.	80-100 gal	Unknown	Unknown		No
8/74	Transformer leak	Louisburg, Kansas	60 gal	Unknown	Unknown		No
5/20/74	Truck accident	Bedford, Ind.	Unknown	Unknown	Unknown		No
9/13/74	Transformer fell into Duamish River	Seattle, Wash.	293 gal	70-90 gal	Entombed in titan missle	$148,000	Yes
10/25/74	Transformer leak	Elizabeth, N.J.	10-100 lbs	Unknown	Unknown		No
Unknown	Transformer leak	Unknown	10-100 lbs	Unknown	Unknown		No
7/ 5/74	Transformer leak RR	Stanford, Conn.	10-100 lbs	Unknown	Unknown		No
8/16/74	Transformer leak RR	Bet. Phil. & Paoli, Pa.	10-100 lbs	Unknown	Unknown		No
11/18/74	Truck accident	Trion, Ga	130 gals	2,300 drums of contaminated soil	Entombed	$175,000	Yes
12/6/74	Truck accident	Erie, Pa	200 gals PCBs	Unknown	Unknown		No
12/27/74	Truck accident	Lawrence Al	830 gals PCBs	4,500 drums of contaminated soil	Entombed	$275,000	Yes
1/22/75	Truck accident	Rome, Ga	67 gals PCBs	132 drums of soil	Entombed	$5,000	Yes
9/9/75	Leaking drum on dock	Charlestown SC	50 gals PCBs	5 drums of soil	landfill	Unknown	Yes

Figure 10. The 20 identified spills that have involved PCB's.

GENP 005673

774323

"OIL AND HAZARDOUS SUBSTANCE LIABILITY"

Sec. 311 of FWPCA, PL92-500, October 18, 1972

* 311(b)(2)(A) Designation of Hazardous Substances

Polychlorinated biphenyls PCB
Aroclor
Polychlorinated diphenyls

* 311(b)(2)(B)(i) Removability Determination

"...cannot actually be removed."

* 311(b)(2)(B)(ii-iv) Rates of Penalty for Non-Removable

PCB's Category A, Unit of Measurement lb - 1,$360/UM

311(b)(3) Non-Harmful Quantities

(being developed)

* 311(b)(4) Harmful Quantities

PCB's Category A, HQ in lb - 1

311(f)(2) Small Facilities Liability Limitations

(being developed)

311(j)(1)(A) Methods of Removal

(being developed)

311(j)(1)(c) Prevention

(being developed)

Figure 11. List of subjects covered in proposed EPA regulation under Section 311 of the Water Act.

GENP 005674

the 20 in which PCB's reached the water. This is the Duwamish River incident. The majority of the spills are transportation-related.

EPA is finalizing its proposed regulations under Section 311 of the Water Act, "Oil and Hazardous Substance Liability" (figure 11). At the present time, only four areas will be covered in the proposed regulation and the other four sections will be following next year, we hope.

GENP 005675

774325

SOURCES OF POLYCHLORINATED BIPHENYLS IN WISCONSIN

Stanton J. Kleinert*

Abstract

The past and present users of PCB's are discussed and effluent sampling data are presented for municipal wastewater treatment plants and industries in Wisconsin. Data are also presented covering PCB levels in surface waters, fish, sediments, and snow melt. A general assessment of the PCB problem in Wisconsin is made with comments concerning the need for further study and regulation.

My report will summarize the work completed by the Wisconsin Department of Natural Resources and others to determine concentrations of PCB's in fish and to identify discharge sources in Wisconsin. Our interest in PCB's began in the late 1960's, when interfering substances were detected in the gas chromatograms of fish being tested for DDT. Later we were to learn these interfering substances were PCB's.

In 1970, the department collected fish samples along the Mississippi River bordering Wisconsin. Analysis revealed that fish from the Upper Mississippi River between Prescott and Pepin, Wisconsin, commonly exceeded the Food and Drug Administration tolerance level of 5 ppm (ref. 1). During 1971, Lake Michigan fish were collected and later tested in studies conducted by Dr. Veith in a University of Wisconsin study (ref. 2). Mean concentrations of PCB's expressed as Aroclor 1254 (wet weight) in the fish ranged from 2.7 ppm in smelt to 15 ppm in lake trout. Subsequent studies confirmed the presence of PCB's in fish in Lake Michigan and other waters of Wisconsin (ref. 3).

The search for PCB's in water was also underway at this time. Veith and Lee (ref. 4) sampled water from the Milwaukee River in 1969 and sampled effluents from selected municipal and industrial outfalls to the river in 1970. The analysis of water from the Milwaukee River indicated that PCB's were present in the river from West Bend to Lake Michigan and were being discharged through municipal and industrial effluents. In 1971, 11 municipal wastewater treatment plant effluents in Wisconsin were sampled by Dube, Veith, and Lee (ref. 5). Nine of the plant effluents contained PCB's identified as Aroclor 1254 and one contained Aroclor 1248. Studies of the Cedarburg wastewater treatment plant indicated that more than 70 percent of the PCB's coming into the plant were removed during the treatment process and comparatively high concentrations of PCB's were found in the digester and primary settling sludges.

The department surveyed many municipal wastewater treatment plant effluents in Wisconsin from 1972 through 1974. PCB's were detected in concentrations exceeding .05 ppb (the detection level for screening purposes) in more than half of the treatment plant effluents tested, even where there were no suspected industrial sources. In most cases, the discharge of PCB's was well below 1 ppb and .01 pounds per day. However, the higher concentrations of PCB's were found in sewage treatment plant effluents from industrial areas.

Tracing sources of PCB's reaching a large municipal wastewater treatment plant is a difficult and time-consuming task. The department is attempting to trace sources of PCB's reaching treatment systems where the final effluent exceeds 1 ppb. At the present time, we know of only two municipal wastewater treatment plants in Wisconsin which exceed 1 ppb—the Sheboygan and Portage facilities.

The main source of PCB's being discharged to the Portage treatment plant was found to be a facility that had used PCB's in the manufacture of carbonless copy papers prior to the summer of 1971. After ceasing the use of PCB's and after repeated cleanings of the holding tanks of the facility, the company substantially reduced the discharge. Residuals still remain, however, in the sewer system and the sewer sludges, resulting in an effluent of several ppb at the municipal sewage treatment plant. We are continuing to check sources of discharge to the Sheboygan treatment plant.

The department has checked effluents from iron and steel foundries and aluminum foundries. The testing has shown that the cooling water effluents from five to seven aluminum foundries contained PCB's ranging from 11.5 to 335 ppb. Close investigation revealed the common source to be leaking hydraulic fluids containing PCB's, which were used in die cast machines. We are working with company officials to correct the problem. PCB's have been found in the cooling water effluent of only one of nine iron and steel foundries checked to date and these were at a concentration of .9 ppb.

The Department of Natural Resources has tested the effluents of 17 pulp and paper mills for PCB's. The testing has revealed that nine of the mills that recycle wastepapers had measureable discharges ranging from .1 to

*Chief, Surveillance, Wisconsin Department of Natural Resources, Madison, Wisconsin.

GENP 005676

774326

more than 25 ppb. Mill representatives indicate that the paper industry no longer uses PCB's and those found in wastepapers come primarily from carbonless copy papers that were produced prior to 1972. The old carbonless copy papers were widely used in forms and continue to enter the wastepaper market as old files are discarded. Aroclor 1242 is the principal form found in wastepaper, however, some Aroclor 1254 has also been reported. Because their solubility in water is low, we believe that most of the PCB's discharged from wastepaper mills are absorbed on fibers and other particulate matter. Mill wastewater treatment systems, which effectively remove particulate matter, should also remove PCB's.

The electrical industry continues to use PCB's as dielectric fluids in some capacitors and transformers. Although the units are sealed, some fluids may be lost as a result of accidents or disposal practices. In March 1975, the department corresponded with the major electrical companies in Wisconsin to determine current handling practices for capacitor and transformer fluids. The correspondence was followed by visits to many facilities. The companies contacted were aware of the PCB problem, but some were not aware of the recommended Guidelines of the American National Standards Institute (1974) for Handling and Disposal of Capacitor and Transformer Askarels (Fluids) Containing PCB's (ref. 6). We also found that some facilities were storing defective capacitors until a proper disposal method could be found. As a result of this survey, specific guidance was given to Wisconsin electric utilities for the proper handling and disposal of PCB's.

Snow samples were collected early in 1975 to determine if PCB's were deposited on land and water as fallout from the air. Analysis of the snow melt water from Racine, Kenosha, Madison, and Milwaukee revealed concentrations from .17 to .24 ppb. These values suggest that fallout of PCB's from the air may be a principal source of PCB's entering the waters of the State.

PCB's are present in sediments in harbors and streams near industrial areas. The sediments act as a reservoir where PCB's may be released slowly over a long period of time. Sediment samples have tested 3.5 ppm in the Milwaukee River near the Capital Drive Bridge, 9 ppm in Superior Harbor, and 72 ppm in the Fox River below the outfall of the Portage sewage treatment plant.

We have tried to work out a materials balance for PCB's entering the environment using the domestic sales figures provided by the Monsanto Company as well as other data. There are so many pieces missing from the puzzle, though, that our efforts to work out a materials balance have been unsuccessful. Some general comments can be made, however.

1. PCB's have been sold by the Monsanto Company for more than 45 years (ref. 7). The company has reported domestic sales of 795 million pounds of PCB's for the years 1957 through 1974. Aroclor 1242 accounted for 15 percent, Aroclor 1260 accounting for 11 percent, and Aroclor 1248 accounting for 7 percent of the sales. In 1974, the Monsanto Company's domestic sales of PCB's were reported to be 34 million pounds for use in closed electrical systems. In addition, the Office of Toxic Substances, EPA (ref. 8) has reported that foreign sales of PCB's in the United States in 1974 exceeded 375,000.
2. The PCB problem in Wisconsin is a fishery problem caused because residues have accumulated in certain fish in Green Bay and Lake Michigan and the Upper Mississippi River in excess of FDA tolerance level of 5 ppm. Laboratory experiments have shown that fish accumulate PCB's more than 100,000 times the levels present in the water (ref. 9). Therefore, PCB's in the water, even at ppt levels, have significance to the fishery resource.
3. Our data indicate that levels of PCB's in fish in the Upper Mississippi River have declined in recent years. We have not detected a corresponding decline in levels in Lake Michigan fish.

If Lake Michigan water contains an average of 10 ppt PCB's, then there are more than 100,000 pounds of PCB's in solution in the lake waters and there is probably a much larger poundage in the sediments. We have tested the major effluents of both municipalities and industries discharging to the Lake Michigan drainage in Wisconsin and estimate a discharge of about 2 pounds per day or 730 pounds of PCB's per year to Wisconsin's drainage to Lake Michigan. Most of PCB's identified in our testing of major effluents occur in the wastewaters of pulp and paper mills that recycle wastepapers.

Discharges of PCB's from pulp and paper mills that recycle wastepapers will diminish as the mills meet their discharge permit requirements. Wisconsin mills that recycle wastepapers are required to reduce their discharge of suspended solids from 131,000 pounds per day (for calendar year 1973) to 45,000 pounds per day by the 1977 compliance date. Recently one mill in the State, which uses only recycled papers, began operation of a new treatment system that has reduced the discharge of suspended solids from 40,000 pounds per day to 3,000 pounds per day. Tests at this facility revealed 39 ppb PCB entering the treatment system with only 1 ppb being discharged in the final effluent.

4. In our search for sources of PCB's entering the environment, we have not looked closely enough at fallout from the air. Our testing of snow melt suggests that fallout may be contributing much greater amounts of PCB's than are being contributed by industrial and municipal effluents. Trace concentrations in fallout over Lake Michigan and its watershed, which cover 67,900 square

774327

miles, could result in appreciable amounts of PCB's entering the waters of Lake Michigan.

Because PCB's are stable compounds with low vapor pressures, little loss is expected to occur through vaporization from disposal sites where capacitors and other equipment and materials have been disposed and covered with overburden. Entry into the air may be expected to occur at locations where papers are incinerated, at foundries where imported casting waxes containing PCB's are heated to high temperature, and at manufacturing facilities. PCB's adsorbed on fine particulate matter may also be entering the air, as windblown dust.

5. Further information is needed to define the amount of PCB's contributed to Lake Michigan and other waters through past accumulations in sediments. A University of Wisconsin study is currently underway in Southern Lake Michigan; this should provide some of the answers.

The Department of Natural Resources does not have the authority to regulate the sale or use of PCB's, but can adopt effluent standards. The department held hearings on two proposals for effluent limitations for PCB's on August 28-29, 1975. The first proposal would prohibit the discharge of PCB's and the second would limit the discharge to .005 mg/l or 5 ppb. The hearing record is being reviewed by the Natural Resources Board. No final decision has been made on an effluent standard as yet.

On September 10, 1975, Congressman Aspin of Wisconsin introduced a bill (HR 9525) to prohibit the introduction or delivery for introduction into commerce of PCB's. This bill is pending in the House Interstate and Foreign Commerce Committee, Subcommittee on Consumer Protection and Finance. This legislation would become effective 3 years after enactment providing industry with a 3-year changeover period to alternate substances.

REFERENCES

1. P. Degurse and J. Ruhland, *Occurrence of Chlorinated Biphenyls in Mississippi River Fish*, Wisconsin Department of Natural Resources, Bureau of Fish Management Report No. 52, 1972, 13 pp.
2. G. D. Veith, *Chlorinated Hydrocarbons in Fish From Lake Michigan*, Water Quality Office, U.S. Environmental Protection Agency, Project 16020, 1973, 129 pp.
3. P. Degurse and V. Duter, *Chlorinated Hydrocarbon Residues in Fish from Major Waters of Wisconsin*, Wisconsin Department of Natural Resources, Fish Management Section Report No. 79, 1975, 21 pp.
4. G. D. Veith and G. F. Lee, "Chlorobiphenyls (PCBs) in the Milwaukee River," *Water Research*, Vol. 5 (1971), Pergamon Press, Great Britain, pp. 1107-1115.
5. J. G. Dube, G. D. Veith, and G. F. Lee, "Polychlorinated Biphenyls in Treatment Plant Effluents," *Journal of the Water Pollution Control Federation*, Vol. 46, No. 5 (May 1974), pp. 966-972.
6. American Standards Institute, *American National Standard Guidelines for Handling and Disposal of Capacitor and Transformer Grade Askarels Containing Polychlorinated Biphenyls*, ANSI C107, 1-1974, 35 pp.
7. W. B. Papageorge, Testimony provided at the Effluent Standards Hearings for Polychlorinated Biphenyls held on August 28-29, 1975, by the Wisconsin Department of Natural Resources in Madison, Wisconsin; Wisconsin Department of Natural Resources Public Hearing Record files, Madison, Wisconsin, 1975.
8. G. H. Schweitzer, Testimony provided at the Effluent Standards Hearings for Polychlorinated Biphenyls held on August 28-29, 1975, by the Wisconsin Department of Natural Resources in Madison, Wisconsin; Wisconsin Department of Natural Resources Public Hearing Record files, Madison, Wisconsin, 1975.
9. A. V. Nebeker, F. A. Pughisi, and D. L. DeFoe, "Effect of Polychlorinated Biphenyl Compounds on Survival and Reproduction of the Fathead Minnow and Flagfish," *Transactions of the American Fisheries Society*, Vol. 103, No. 3 (July 1974), pp. 562-568.

GENP 005678

774328

POLYCHLORINATED BIPHENYL USAGE AND SOURCES OF LOSS TO THE ENVIRONMENT IN MICHIGAN

John L. Hesse*

Abstract

Polychlorinated biphenyls (PCB's) are used in a wide variety of applications including dielectric fluids in transformers and capacitors; plasticizers in paints, inks, plastics, and coatings; hydraulic systems; heat transfer systems; investment casting waxes; and many more. This paper describes industrial uses of PCB's in Michigan and focuses on those uses which were found to be sources of environmental contamination. It describes PCB use figures supplied by several industries and concentrations detected in industrial and municipal effluents and sludges.

INTRODUCTION

Polychlorinated biphenyls (PCB's) are complex mixtures of chlorine-substituted biphenyl compounds and have been produced commercially in the United States since 1929. Their properties of nonflammability, stability, resistance to acids, alkalis, and other caustic chemicals, and low volatility under prolonged heating have made them useful in a wide range of industrial products.

Monsanto Chemical Company, the sole U.S. manufacturer of PCB's, recently released production and sales figures through 1974 (ref. 1). These showed that production and sales roughly doubled between 1960 and 1970, with nearly 80 million pounds sold annually in the United States by 1970.

Broadhurst (ref. 2) has summarized many of the uses of PCB's. The five largest uses for PCB's prior to 1970 were dielectric fluids in capacitors, plasticizer applications, transformer fluids, hydraulic fluids and lubricants, and heat transfer fluids. The list of other uses is lengthy.

Because of the widescale usage of PCB's, they have become distributed throughout the world. Since 1967, reports of PCB residues in fish, birds, water, sediments, and other environmental samples have been common. They are of concern in the environment because of their persistence, potential for biological magnification, and chronic toxicity.

*Supervisor, Toxic Material Unit, Department of Natural Resources, Lansing, Michigan.

By 1971, Monsanto recognized the environmental problems which had developed because of PCB's and initiated a program to phase out sales for all open-ended uses, finally limiting sales to uses in electrical capacitors and transformers. Many officials believed this action would result in rapid reductions in environmental contamination but little evidence of this has yet been documented.

Michigan officials have been studying the PCB situation since 1969 when excessive PCB residues were detected in Great Lakes fish. After development of adequate laboratory capabilities, we instituted a monitoring program for PCB's early in 1971 consisting of a statewide water sampling survey in inland waters and tributaries to the Great Lakes. Supplementary sampling has since been conducted on fish from inland and Great Lakes waters, stream sediments, potable water intakes, sanitary landfill runoff, municipal wastewater treatment plant effluents, and industrial discharges. Limited questionnaire surveys of industrial usage have also been conducted. This paper will report briefly on the industrial uses of PCB's that we have identified in Michigan and focus on those uses which were found to be sources of environmental contamination.

Electrical Applications

Prior to the 1971 Monsanto limitation of sales to the so-called "closed-system" uses, approximately 60 percent of U.S. sales were for electrical capacitor and transformer applications. In 1968, annual capacitor and transformer sales totaled approximately 30 and 16.8 million pounds, respectively (ref. 3).

While losses from the use of PCB's in these applications have been estimated as minimal (ref. 3), incorrect disposal practices and accidental losses from equipment and storage areas do occur and can result in environmental contamination.

In response to an industrial questionnaire sent to a cross section of Michigan industries in 1971, one major power company in Michigan reported an annual use of 562,000 pounds of PCB's (250,000 in precipitator transformers and 312,000 in capacitors). Company records showed annual losses of approximately 300 pounds of PCB liquids to soils from burst capacitors and 12,000 pounds from salvaged capacitors. This fluid from the capacitors was reportedly disposed of through waste

GENP 005679

774329

haulers. Waste haulers then dispose of these wastes in many ways, including dust control on roads, sale of oils as fuel in low-temperature boilers, and treatment and discharge to municipal sewerage systems. Fluid recovered from precipitator transformers was returned to Monsanto for incineration. In the same industrial questionnaire survey, a smaller power company reported that it had been disposing of approximately 700 pounds of PCB's per year by mixing with other waste oils and using the oils for dust control on their driveway and parking lot.

In October 1975, a 55-gallon drum of PCB transformer oil on inventory at a Michigan power company developed a leak from a defective seam. Approximately 45 gallons of the fluid soaked into the ground, resulting in more than 100 cubic yards of contaminated soil having to be removed and disposed of in an approved landfill. This situation illustrates the lack of such proper safeguards as diking around storage areas and represents an example of environmental loss from a so-called "closed-system" use.

Most industries other than utility companies using electrical transformers containing PCB's contract either the transformer manufacturer or smaller companies for servicing and do not concern themselves with the problem of disposal of the waste fluids. Frequency of servicing appears to differ between industries, varying anywhere from every 6 months to 10 years.

While water sampling programs in Michigan have failed to identify any electrical applications of PCB's as major point sources of loss to aquatic situations, environmental losses do occur which have the potential of indirectly reaching watercourses through atmospheric fallout or leaching from contaminated soils at spill or disposal sites. Losses directly to water may occur on occasion but would be difficult to detect because of their intermittent nature.

Plasticizer Applications

Plasticizer applications represent the single largest "open-ended" or dissipative use of PCB's. PCB's are or have been used as plasticizers in most countries in a wide variety of consumer products, including paints, inks, copying paper, adhesives, sealants, plastic products, and textile coatings, many of which are traded internationally (ref. 4). Monsanto's U.S. sales figures for 1970 showed a volume of nearly 20 million pounds for plasticizer applications (ref. 1). Sales for this use were discontinued in 1971. Environmental losses from past sales will likely continue for a long period of time.

Papers used in the thermographic, xerographic, or pressure-sensitive copying processes have had PCB's added as plasticizers either in the ink or paper coatings. Recycling of these papers can result in contamination of food packaging materials and other paper products (ref. 3).

Effluents from paper recycling or deinking plants also become contaminated. In Michigan, paper industry effluents have been found to commonly contain from 1 to 10 μg/l of PCB's. Contamination of fish has been identified as high as 110 mg/kg in the Kalamazoo River downstream from Kalamazoo, Michigan, where Michigan's paper industry is primarily centered. Stream sediments in the Kalamazoo area contain as much as 360 mg/kg PCB's; this is believed to be a result of past deinking processes in the area. Lower level contamination continues from processing of recycled paper but most deinking mills have ceased operation over the past 10 years.

While Monsanto stopped sales of PCB's for paper applications in 1971, one Michigan paper company recently reported to the Michigan Department of Natural Resources that several raw products that they purchase still contain PCB's. Two coloring compounds reportedly have 23 and 500 mg/kg PCB's and nearly all of their wood pulp contains from 0.5 to 1.0 mg/kg.

Burning of waste papers containing PCB's, which occurs every day, undoubtedly results in atmospheric losses. PCB's have been detected in snowfall samples in Wisconsin (ref. 5).

The largest quantities of PCB's in plasticizer applications end up in dumps and landfills. Much of the material is in sealed containers or impregnated in plastics and is slowly released to the environment. Nisbet and Sarofim (ref. 6) reported that vaporization directly from paints, coatings, and plastics does occur, with losses as great as 20 percent. Open burning in landfills also releases PCB's to the atmosphere. Another source is loss to leachate from landfills. Samples of surface runoff water from nine landfills in Michigan showed five of the nine samples having PCB concentrations ranging from 0.04 to 0.30 μg/l, while the others contained less than 0.01 μg/l.

In 1970, the U.S. Food and Drug Administration identified milk contamination in Ohio, Georgia, and Florida resulting from use of a PCB-containing sealant in silos (ref. 3). In 1975 the Michigan Department of Agriculture investigated problems from this usage and found 76 dairy herds in Michigan with PCB's in milk ranging from a trace to 14 mg/l on a fat basis. Scrapings from silos on these farms contained PCB's up to 10,000 mg/kg. Eighty additional silos have been identified as having the PCB sealant and have been removed from use until a protective coating can be applied to eliminate transfer of PCB's to the cattle feed.

GENP 005680

774330

Hydraulic Fluids

PCB's have found wide usage in hydraulic systems involving extreme pressure and high-temperature conditions. Annual U.S. domestic sales of PCB's for hydraulic uses totaled approximately 8 million pounds in 1970 (ref. 1). In Michigan, the automotive and metal finishing industries have used PCB-containing hydraulic fluids extensively. Industrial inspections and questionnaires documented past usage to have been as much as 878,000 pounds/year in individual plants, with most being collected and disposed of through waste haulers. Large losses of PCB's from these plants to municipal sewers or directly to surface waters have also been identified. Wastewater discharges from identified users of PCB-hydraulic fluids have had concentrations as high as 7.1 mg/l PCB's, indicating losses as great as 30 pounds per day. In a materials balance study, one industry which showed in its records that it was replacing approximately 30,000 pounds PCB's/year in hydraulic systems calculated that 10,000 pounds/year were entering the atmosphere through vaporization losses, 8,000 pounds/year in absorbents placed in landfills, 6,000 pounds/year lost to soils and drainage systems on plant property, 5,000 pounds/year going to waste haulers, with the remainder incinerated.

All industries that we have identified as using PCB's in hydraulic systems have converted to substitute products, mostly phosphate esters. Complete elimination of PCB residues from the systems has proved ineffective even with repeated flushings. Sampling of replacement fluids indicates PCB contamination as high as 100 mg/l. Residues in discharge lines combined with loss of contaminated replacement fluids appear to result in continued low-level discharges. Because of existing inventories and possible purchase from foreign sources or reprocessing companies, it is unlikely that all hydraulic systems not included in our surveys or questionnaires have been switched to replacement fluids. One facility which we investigated had an inventory of 9,000 gallons of PCB fluids in storage.

In summary, Michigan's surveys of hydraulic system usage of PCB's suggests that this has been a major source of environmental contamination and may continue to contribute to the problem to a lesser but still significant degree.

Heat Transfer Systems

PCB's heat transfer fluids have been used in place of steam or superheated water in many industries and large building complexes. They provide advantages of reduced explosion hazards, absence of corrosion problems, and have good heat transfer characteristics (ref. 4). In 1970, Monsanto sold approximately 4 million pounds of PCB's for this application but phased out all sales in 1972 (ref. 3).

From 1971 through 1973, Michigan identified at least 12 facilities discharging PCB's to surface waters or municipal sewers from this usage. Concentrations in some discharges were as high as 5.2 mg/l.

One automotive company in Michigan reported using 34,000 pounds of PCB's per year in heat transfer systems at three of its plants. The waste fluids were reportedly disposed of by industrial waste haulers. Another smaller plant reported loss of 800 pounds in 1972 and that approximately 700 pounds of this total was incinerated, 75 pounds disposed of in dumps, and 25 pounds lost to sewers and drains.

In another Michigan survey, a chemical company complex was found to have an effluent concentration of 35 µg/l resulting from heat transfer system losses. Heat transfer losses are not all from industrial facilities. Sampling of interceptor lines of the Detroit, Michigan, sewerage system resulted in the identification of heat transfer usage from two residential building complexes and one hospital as large sources of PCB input to the system.

Miscellaneous Uses

In 1971, Michigan officials found a PCB concentration of 6.6 µg/l in the waste lagoon of a soap and detergent company. The source was traced back to the company's usage of PCB's as a dedusting agent at 0.7 percent in one of its powdered products. The company had discontinued this usage in June 1970 and the PCB's were apparently leaching from contaminated lagoon sediments.

The investment casting wax industry has been recently identified as another user of PCB's (ref. 7). This casting method, which has largely replaced sand casting for production of low-tolerance-quality metal castings, uses formulated waxes as a basic molding mode. The waxes are injected into metallic dies to form the part shape and then coated with ceramic to form a final mold. The wax is removed by insertion of the mold in an autoclave, which melts the wax. Residues of wax are also secondarily removed by insertion of the molds in a furnace at 1,600° to 1,800° F. During these two procedures, the bulk of the wax is collected and usually recycled but a portion is lost to vaporization, cooling water contact, and poor housekeeping practices.

The waxes in use are obtained from a few major suppliers, one of whom is a major importer of decachlorobiphenyl from an Italian source. We have found twelve firms in Michigan using this casting process and several firms that reprocess their waxes. Our preliminary investigations indicate that most of the waxes contain approximately 20 percent of PCB's or polychlorinated terphen-

CEINF 000001

774331

yls (PCT's); one recent sample indicates the range may extend as high as 60 percent content in the wax. The nature of these casting operations, including both operational and storage modes, at many plants indicates strong potential for environmental loss. An effluent sample from one of the Michigan companies using investment casting wax contained 2.5 μg/l of PCB's.

During a telephone survey of 39 industries in Michigan during May 1975, several industries reported use of a toilet hand soap containing 0.05 percent PCB's by weight. Followup on these reports indicated that this product actually contains a chlorinated diphenyl oxide rather than PCB's.

Three industries in the telephone survey reported use of a hydrated lime product that contained about 0.5 mg/kg PCB's. This product was being used for water treatment and in production of glass pellets. No explanation was available on why the lime contained PCB's but it is assumed to be a contaminant rather than an additive.

Concentrations in Municipal Wastes

Because of the diversity of PCB usage, municipal wastewater is likely to receive PCB's from numerous domestic and industrial sources, many of which are listed above. Buckley (ref. 3) estimated that municipal outfalls would likely contribute less than 5 percent (300 tons) of total annual loadings (6,000 tons) to aquatic environments of the North American continent. His estimate was based on an assumed average PCB concentration of 10 μg/l in wastes serving a sewered population of 150 million people producing 130 gallons of sewage per person per day.

Sampling of 58 municipal wastewater treatment plant (WWTP) effluents throughout Michigan in 1973 showed an average concentration of 0.52 μg/l (table 1). This is considerably lower than Buckley's value of 10 μg/l used in his calculations but still exemplifies widespread contamination in municipal wastes, and documents that they are indeed a source of PCB loss to surface waters.

Much of the PCB's entering municipal waste treatment facilities are removed and become incorporated into the waste sludge. Table 2 shows PCB concentrations in the sludges from Michigan municipal plants sampled in 1973. Concentrations are much higher than in the effluents from the same plants. The average for all plants was 15.6 mg/kg, with individual values as high as 350 mg/kg. Disposal of these sludges may add to environmental PCB levels. Sewage sludges are commonly disposed of by incineration, spreading on agricultural land, or placing in landfills.

Discussion

While I have characterized in this report possible and proven sources of environment loss of PCB's in Michigan from several applications, I want to acknowledge that not all industrial effluents tested in Michigan contain measureable PCB levels. We have tested over 900 industrial samples, with approximately 40 percent of effluents sampled containing PCB's above our 0.1 μg/l laboratory sensitivity limit. Twenty-three percent of the industries tested had greater than 0.5 μg/l, 18 percent greater than 1 μg/l, 6 percent greater than 10 μg/l, and 2 percent greater than 100 μg/l. This represents a diversity of industries showing contamination and in many cases the source of effluent contamination could not be determined.

Since new industrial sources of loss are continuously being found, we feel we are far from eliminating the PCB inputs to surface waters by searching for point sources and taking corrective measures on a case-by-case basis. We are far from understanding the impact or comparative contribution of atmospheric losses but we feel these are probably very significant also.

In light of considerable environmental damage and economic impact of PCB contamination, an absence of any apparent decline in environmental concentration with current control methods, the ubiquitous nature of usage, the general lack of adequate disposal facilities, and the indication that atmospheric transport and deposition is also significant, the Michigan Department of Natural Resources urges that a national ban be pursued on all domestic and imported PCB's destined for use other than in transformers and capacitors, and that the critical or essential use of PCB's in transformers and capacitors be immediately and critically reviewed in light of current potential replacement products.

Feeling that existing legislation was inadequate to control PCB's, a group of Michigan legislators introduced a bill on August 14, 1975, to prohibit the manufacture, sale, and use of PCB's in Michigan for all applications other than for transformers and capacitors. The bill would provide for labeling, reporting, and disposal requirements and specifies penalties for violations. The bill calls for a stepwise elimination of PCB's with the sale, manufacture, and use of products containing 25 percent or more PCB's forbidden by January 1, 1976; 10 ppm or more forbidden after January 1, 1977; and 5 ppm or more forbidden after January 1, 1978. Public hearings on the bill are currently being conducted by the Michigan House Committee on Marine Affairs. [The bill was amended and voted out of committee on December 11, 1975. The amendment changed the maximum allowable concentration after January 1, 1977, to 1,000 ppm and 100 after January 1, 1978.]

GENP 005682

774332

Table 1. Concentrations of PCB's in the final effluent from wastewater treatment plants throughout Michigan, Spring, 1973. Concentrations in micrograms per liter, dry weight.

City	Date	PCB's 1242	PCB's 1254	1242:1254
Adrian	3/7/73			0.26
Albion	2/22/73		0.34	
Ann Arbor	3/1/73		0.25	
Bay City	3/1/73	3.20		
Battle Creek	2/28/73		<0.10	
Benton Harbor-St. Joseph	2/28/73		0.20	
Brighton	3/1/73			0.33
Cadillac	3/28/73		0.53	
Charlotte	5/1/73		0.34	
Constantine	2/28/73		0.46	
Detroit	2/28/73	2.15		
Dexter	3/1/73		0.23	
East Lansing	5/2/73		0.18	
Escanaba	3/28/73			0.28
Essexville	3/1/73		0.10	
Flint	2/22/73		<0.10	
Gladstone	3/28/73		0.44	
Grand Haven	2/21/73		<0.10	
Grand Rapids	2/21/73		1.05	
Holland	2/21/73		<0.10	
Houghton-Hancock	3/27/73		0.18	
Iron Mountain-Kingsford	3/28/73		0.69	
Ironwood	3/27/73			0.29
Jackson	2/22/73		<0.1	
Kalamazoo	2/29/73			1.12
L'Anse	3/27/73			0.31
Lansing	4/18/73		0.22	
Manistique	3/28/73		0.63	
Marquette	3/27/73		0.29	
Marshall	2/22/73		0.15	
Menominee	2/28/73		0.57	
Midland	3/1/73		<0.10	
Milford	3/8/73			2.20
Monroe	5/4/73		<0.10	
Mt. Clemens	3/8/73			2.90
Mt. Pleasant	3/28/73		0.29	
Muskegon	2/28/73		0.88	
Muskegon Heights	2/28/73		0.18	
Niles	2/20/73		0.48	
Norway	3/28/73		<0.10	
Owosso	2/21/73		0.12	
Pontiac (Auburn)	3/12/73			0.60
Pontiac (E. Blvd.)	3/12/73			0.54
Port Huron	3/8/73			1.80
Saginaw	3/1/73			0.77
Sault Ste. Marie	3/28/73		0.73	
St. Ignace	3/28/73		0.31	
Three Rivers	2/21/73		<0.10	
Traverse City	3/7/73		<0.10	
Trenton	2/28/73		<0.10	
Warren	2/27/73		<0.10	
Wayne County	2/28/73		0.40	
Wyoming	2/21/73		0.22	
Ypsilanti	2/28/73			0.31
Ypsilanti Twp #1	3/1/73		<0.10	
Ypsilanti Twp #2	3/1/73		<0.10	

[a]Concentrations based on best fit of three standards: Aroclor 1242, Aroclor 1254, or a mixture of Aroclor 1242 and 1254 in a 1:1 ratio.

774333

GENP 005683

Table 2. Concentrations of PCB's in the sludge from fifty-seven municipal wastewater treatment plants in Michigan, Spring 1973. Concentrations in milligrams per kilogram, dry weight.

City	Date	PCB's 1242	1254	1242:1254
Adrian	3/7/73			24.0
Albion	2/22/73		1.5	
Ann Arbor	3/1/73		1.1	
Bay City	3/1/73	352.0		
Battle Creek	2/28/73		2.8	
Benton Harbor-St. Joseph	2/28/73		13.8	
Brighton	3/1/73		<0.1	
Cadillac	3/28/73		<0.1	
Charlotte	5/1/73		6.8	
Constantine	2/28/73		2.1	
Detroit	2/28/73	32.1		
Dexter	3/1/73		3.2	
E. Lansing	5/2/73		4.6	
Escanaba	3/28/73		5.9	
Essexville	3/1/73		3.9	
Flint	2/22/73		6.3	
Gladstone	3/28/73		4.1	
Grand Haven	2/21/73		4.1	
Grand Rapids	2/21/73		11.8	
Holland	2/21/73		0.8	
Howell	4/26/73		15.0	
Houghton-Hancock	3/27/73		5.5	
Iron Mountain-Kingsford	3/28/73		9.5	
Ironwood	3/27/73		5.2	
Jackson	2/22/73		3.0	
Kalamazoo	2/29/73	23.3		
L'Anse	3/27/73		4.4	
Lansing	4/18/73		5.3	
Manistique	3/28/73		1.5	
Marquette	3/27/73		2.8	
Marshall	2/22/73		3.9	
Menominee	2/28/73		4.2	
Midland	3/1/73		2.9	
Milford	3/8/73			50.5
Monroe	5/4/73		3.3	
Mt. Clemens	3/8/73	175.0		
Mt. Pleasant	3/28/73		6.5	
Muskegon	2/28/73		12.7	
Muskegon Heights	2/28/73		11.0	
Niles	2/20/73		7.8	
Norway	3/28/73		<0.1	
Owosso	2/21/73		2.0	
Pontiac (Auburn)	3/12/73			12.1
Pontiac (E. Blvd.)	3/12/73			9.2
Port Huron	3/8/73			9.2
Saginaw	3/1/73		5.0	
Sault Ste. Marie	3/28/73		2.4	
St. Ignace	3/28/73		1.5	
Three Rivers	2/21/73		4.1	
Traverse City	3/7/73		1.8	
Trenton	3/28/73		<0.1	
Warren	2/27/73		<0.1	
Wayne County	2/28/73	2.0		
Wyoming	2/21/73		0.58	
Ypsilanti	2/28/73		2.0	
Ypsilanti Twp #1	3/1/73		<0.1	
Ypsilanti Twp #2	3/1/73		<0.1	

[a]Concentration based on best fit of three standards: Aroclor 1242, Aroclor 1254, or a mixture of Aroclor 1242 and 1254 in a 1:1 ratio.

774334

GENP 005684

REFERENCES

1. William Papageorge, "PCB Manufacture and Sales, Monsanto Industrial Chemicals Company, 1957 through 1974," handout to Governor's Great Lakes Regional Pesticide Council, Chicago, Illinois, January 30, 1975.
2. Martin G. Broadhurst, "Use and Replaceability of Polychlorinated Biphenyls," *Environmental Health Perspectives*, Exp. Issue No. 1 (April 1972), pp. 81-102.
3. Interdepartmental Task Force on PCB's, "Polychlorinated Biphenyls and the Environment," National Technical Information Service, Springfield, Virginia, COM-72-10419, May, 1972.
4. Organization for Economic Co-Operation and Development, "Polychlorinated Biphenyls – Their Use and Control," Paris, November, 1973.
5. Stanton Kleinert, "Statement Before the DNR Rulemaking Hearings to Consider Effluent Standards for PCB's," Room 421, South Capital, Madison, Wisconsin, August 28, 1975.
6. I. C. T. Nisbet, and A. F. Sarofim, "Rates and Routes of Transport of PCB's in the Environment," presented at International Scientific Meeting on PCB's, Rougemont, North Carolina, December 20-21, 1971.
7. Vincent J. DeCarlo, EPA Monitoring and Information Systems Branch, memo to James M. Conlon, EPA Air and Hazardous Materials Division, Washington, D.C., May 12, 1975.

774335

GENP 005685

GENERAL DISCUSSION OF SESSION II

CHAIRMAN GARRETT: I applaud all the speakers for their interesting insights in these matters. At this point I'd like to call for questions from the floor.

MR. DON SKINNER (Environment Canada, Ottawa, Canada): I am from Canada, and I would like to address myself to Mr. Tom Kopp. Tests going on at St. Lawrence Cement in Ontario, to set the record straight, are being financed by the Government of Canada and the Government of Ontario. The participation in that program other than the suppliers of the waste is still up to EPA?

MR. THOMAS E. KOPP (Environmental Protection Agency, Washington, D.C.): Yes, sir.

MR. HOWARD A. FORMAN (United Electrical Workers, New York, New York): I would like to address my question to Mr. Kopp. You had mentioned how EPA is surveying the use and disposal of PCB's. I know that at least our use was not surveyed, we represent a very valuable source of information on PCB use, especially regarding capacitor plants and transformer plants. Does EPA plan to survey and try to get information from the various labor unions involved in the electrical manufacturing industry?

MR. KOPP: That is a very interesting idea, to survey the unions. I will discuss this with our Office of Enforcement. We'll get together and discuss it and if you'll let me have your name and address, we'll get back to you.

CHAIRMAN GARRETT: I have one question I'd like to ask Bob Durfee. There may be some question that may arise from this, but Bob, would you please describe the differences between the two terms mentioned just now, Aroclors and askarels.

DR. ROBERT L. DURFEE (Versar, Inc., Springfield, Virginia): Well, Aroclors are a trademark of Monsanto Company, and askarels are a class of fluids which by their nature do not form combustible products during an electrical breakdown in a dielectric system. There are several types of askarels; among them is the metalated PCB.

MR. RICHARD FERRY (Bio International, Inc., Woods Hole, Massachusetts): You told us about filtration of PCB's. Do you have a handle on the quantity of PCB's and how they are disposed of?

DR. DURFEE: The disposal of all solid wastes containing PCB's is by landfill. There is no incinerator operating at the present time that will accomodate solids and destroy the PCB. As far as the quantities are concerned, I really do not know what the total is going to be. If you say that all transformer fluids are cleaned up once every 5 years or something like that, then perhaps the quantity will be less than 1 percent, and this will be replaced by fresh PCB's.

MR. WILLIAM H. BUSCH (Illinois EPA, Springfield, Illinois): This is not so much a question as a concern. It seems like there is another open-ended source of PCB's in that most electrical capacitors, the small ones, end up as a throw-away item in home entertainment products.

Television sets, radios, and motor-starting capacitors ultimately fail and are discarded in landfills. It seems like we should be giving more attention to groundwater around landfills. This was touched on earlier today.

CHAIRMAN GARRETT: We have been considering this aspect.

MR. JACK MEDVILLE: Dr. Durfee described the control of U.S. manufacture of PCB's. Does the presentation indicate that the United States has shut off foreign manufacturers of PCB's?

MR. KOPP: We have no legal authority to control importation of PCB's into the United States.

MR. MEDVILLE: I will phrase the question differently. We have received here a number of figures of the amount that is going out and being reentered each year from U.S. manufacturing; is there an outlet on what is coming in from foreign nations?

MR. KOPP: The information we get is from the Bureau of Customs. That is maintained confidential, which is upon their request. Only bulk PCB's are reported. The amount of PCB's entering in equipment, such as transformers, we have no idea, but we are trying to identify the importers of capacitors and transformers to the United States.

MR. MARK WILSON: I am from Canada. I am not addressing my question to any particular member. Does anyone know if PCB's are still used in aircraft, and secondly, what will the offshore oil lines do? Are they bringing their own European hydraulic facilities in?

MR. KOPP: We have thought about this a great deal. We have also thought about ships that are coming into the United States from overseas, because of their hydraulic systems. We do not know of any PCB's being used in aircraft except in capacitors.

These things we are trying to get information on, and we hope to get more consultation with the members of the Organization of Economic Cooperation Development.

GENP 005686

774336

20 November 1975

Session III:

ENVIRONMENTAL FATE AND OCCURRENCE

Ian C.T. Nisbet, Ph.D.*
Session Chairman

*Director, Scientific Staff, Massachusetts Audubon Society, Lincoln, Massachusetts.

GENP 005687

774337

774338

INTRODUCTORY REMARKS

Ian C. T. Nisbet, Ph.D.

This is Session III on Environmental Fate and Occurrence of PCB's. We have eight papers on residue levels of PCB's in the environment, followed by four papers on transport and transformation in the environment.

We are very short of time to present 12 papers in 4 hours, so I am going to be pressing on the speakers to cut down the time they spend as much as possible. I hope you will forgive them if they omit supporting details of some of what they say. We will not be able to entertain any questions or discussion until the end of the session.

I have been asked to introduce this session by explaining what we knew about PCB's in 1971 when Monsanto first made its voluntary restrictions on sales, so that we can see what has been learned in the last 4 years. At the end of 1971, Adel Sarofim and I reviewed the data that were available on the occurrence of PCB's in the environment and tried to construct a transport model.

We wrote two papers; a preliminary version was published in *Environmental Health Perspectives* (1:21-38, 1972), and a considerably fuller version came out a few months later in the journal *Environmental Research* (5:249-362, 1972), incorporating additional data, corrections, and a comparison of our transport model with observations of residue levels in the environment. It seems that almost no one has read this second paper in *Environmental Research*, the main reason probably being that it cost $8. The moral of the story for us scientists is that if we want our work to be read and quoted, we have to release large quantities of reprints into the environment, and direct them down environmental gradients into compartments where they will have maximum biological impact.

In these papers we did four things. The first was to review the data on production of PCB's in the United States and their uses. We reviewed what data were available on releases of PCB's into the environment, both deliberate releases and accidental ones. We filled in this information with what was essentially guesswork about the remaining releases into the environment, based on our knowledge of the lifetimes of products containing PCB's, disposal practices, and the likely behavior of PCB's in the environment, including their behavior during incineration. Our conclusion was there were three major routes of release of PCB's into the environment as of 1971. The most important, amounting to about three quarters of the total, we believed would be deliberate discarding of PCB's and products containing them, mostly into dumps and landfills. Much of this discarded material would be incorporated in sealed containers and plastic. We had no knowledge whatsoever whether the material put into dumps was leaching out or not.

The second most important route, accounting for two-thirds to three-quarters of the remaining disposal, we believed was into water. This was primarily attributable to losses of industrial fluids, including hydraulic fluids, dielectrics, heat exchange fluids, fluids in compressors, and disposal of scrap fluids from manufacturing operations.

The third route of release, which we thought accounted for the balance of the total, was into the air. We thought that there were several substantial contributions to release to the atmosphere, the major one being evaporation from plasticized products. We thought there were probably also substantial releases from incomplete burning in dumps and poorly operating incinerators, together with some releases from burning of scrap products. There was also known to be some release into the environment from dedusting agents containing PCB's used on roads and parking lots.

The second thing we did was to review what was known about transport of PCB's in the environment. This appeared to fall into two major categories, transport in air and transport in water. We guessed that most aerial transport was due to passive movement of PCB's trapped on airborne particulates, eventually returning to earth in rain and dustfall. We reviewed transport in water with particular respect to transport downstream into the Great Lakes and the sea. We thought there were a number of different methods of transport, all of which were significant. These included transport in solution, movement of sediment containing PCB's, dredging of contaminated sediment followed by dumping at sea, deliberate dumping at sea of industrial waste, dumping at sea of sewage sludge, transport in sewage to ocean outfalls, leaks directly into estuaries from coastal industries, and finally disposal from ships.

The third thing that we did was to compare our estimates of releases and transport to levels that had been reported in the environment. We found five major discrepancies.

1. Surveying the environment, we could not account for more than a very small fraction of PCB's that were being released or had been released in the past.

Preceding page blank

GENP 005689

774339

We concluded that most of the PCB's that had been discarded in the past were still in dumps and landfills.

2. The amount that we estimated as being released into freshwater was very much larger than anything we could estimate as being transported to the sea. We concluded that PCB's were accumulating in sediments in rivers and lakes. We also thought that they were accumulating in sediments at sea on the continental shelf.
3. Most environmental residues were of pentachlorobiphenyls and higher chlorinated species, although about half of the releases into the environment at that time and in the past had been of tetrachlorobiphenyls and lower chlorinated species. Our conclusion was that the tetrochlorobiphenyls and lower chlorinated species were being rapidly degraded in the environment. This conclusion was based on the fact that we could not find any evidence for differential transport and dispersion of the lower isomers away from points of release.
4. PCB levels in the ocean and in marine organisms—plankton, fish, and birds—were much higher than could be accounted for by aerial transport. We suggested speculatively that the major source of PCB's in the ocean might be marine hydraulic fluids.
5. There were higher residues in terrestrial birds than could be accounted for by considering known dispersive uses.

Accordingly we posed in 1972 six major questions about PCB's in the environment:

1. What happens to chlorinated dibenzofurans in the environment? Are they released, are they persistent, and are they bioaccumulative?
2. Are the PCB's being discarded into dumps going to stay there or are they going to leak out in the future? This is perhaps one of the biggest environmental questions to be solved, because our estimate was that over the past few decades something of the order of 300,000 tons of PCB's had gone into dumps and landfills.
3. Are the PCB's that are now in sediments in freshwaters and the shallow sea going to be covered up and sequestered away from us, or are they going to be continually recycled back into the environment in future years?
4. Is it correct that the tetrachlorobiphenyls and the lower chlorinated species really are rapidly degraded, and is there significant human exposure to these lower chlorinated species?
5. What is the extent of human exposure, both the average and the extremes? We suggested some numbers in our papers, but we concluded that they were very ill-defined and that the extent of human exposure was very variable.
6. Finally, what would be the effect of Monsanto's curtailment of dispersive uses in 1971? We conjectured that this action would cut out only part of the influx into the environment, and that it would be a long time before some compartments in the environment show decreases in environmental levels.

These are the questions which I think will be addressed in part by our 12 speakers this morning. In my summary statement, I will come back and see how far we have come in answering those questions in the last 4 years.

GENP 005690

774340

RESIDUES OF POLYCHLORINATED BIPHENYLS IN THE GENERAL POPULATION OF THE UNITED STATES

Frederick W. Kutz, Ph.D., and S. C. Strassman*

Abstract

Residues of polychlorinated biphenyls have been found in human adipose tissue and in milk collected from the general population of the United States. In a national survey of human adipose tissue during fiscal years 1973 and 1974, 35.1 and 40.3 percent, respectively, of the tissue collected contained levels of 1 ppm or more of polychlorinated biphenyls on a wet-weight basis. Electron capture-gas chromatographic analysis of this tissue revealed that the compounds found in adipose tissue were most comparable to those prevalent in Aroclor 1254 and Aroclor 1260. Additionally, semiquantitative estimation of these residues was accomplished by thin-layer chromatography. Evidence from gas-liquid chromatography-mass spectrometry indicated that the most frequently encountered polychlorinated biphenyl residues were penta-, hexa-, and heptachlorobiphenyl compounds.

Human milk samples collected in selected counties of Arkansas and Mississippi were found to contain trace quantities (<1 ppm) of polychlorinated biphenyls on a wet-weight basis.

Human exposure to polychlorinated biphenyls may come from direct contact with industrial products containing these compounds, from association with contaminated environmental components or from many combinations of the two. Intake of these compounds may occur by three routes: (1) ingestion, (2) respiration, and (3) absorption through the skin and mucous membranes. Most probably, all contribute to the total body burden of these chemicals; none of these routes of exposure can now be identified as the most important.

Polychlorinated biphenyls have been found in human adipose tissue collected for the National Human Monitoring Program as reported by Yobs (ref. 1). This program is a continuing ambient monitoring activity which functions to determine, on a national scale, the exposure of the general population to pesticides and to assess changes in these parameters when they occur. Polychlorinated biphenyls, in addition to certain organochlorine pesticides, are detected in human adipose tissue following a multiresidue analytical procedure stipulated by the National Human Monitoring Program for Pesticides.

The objective of this paper is to report the findings of polychlorinated biphenyls during the human monitoring surveys conducted in fiscal years 1973 and 1974. These results are compared to those obtained in the 1971 survey. Additionally, the results of the analysis of human milk for polychlorinated biphenyls are presented. Data from gas-liquid chromatography-mass spectrometric analysis of the polychlorinated biphenyls in human adipose tissue and milk are also reported.

Early confirmation of polychlorinated biphenyls in human depot fat was accomplished in 1967 by Widmark (ref. 2) using combined gas chromatography mass spectrometry. An article by Biros et al. (ref. 3) reported that two human adipose tissues examined by combined gas chromatography mass spectrometry were shown to contain substantial quantities of polychlorinated biphenyls ranging from pentachlorobiphenyl to decachlorobiphenyl and included at least 14 isomers and chlorine homologs. These samples, supplied by the National Human Monitoring Program for Pesticides, were selected because of indications of unusually high levels of these chemicals.

One of the laboratories routinely engaged in human tissue analysis, under contract to the National Human Monitoring Program for Pesticides, published data regarding the polychlorinated biphenyl content of human adipose tissue (ref. 4). According to this study, 41 to 45 percent of the general population had levels of 1 ppm or more of polychlorinated biphenyls with isomers contained in Aroclors 1254, 1260, 1262, and 1268. The presence of these compounds, ranging from pentachlorobiphenyl to decachlorobiphenyl, was confirmed in three samples by combined gas chromatography mass spectrometry.

Polychlorinated biphenyls were found in measurable amounts in 31.1 percent of 637 samples of human adipose tissue collected from the general population as part of the Human Monitoring Survey during 1971 (ref. 1). Sample collection involved 18 states and the District of Columbia. Positive samples were obtained from each political jurisdiction sampled.

Residues of these compounds have also been detected in other human tissues and milk. In a study of human milk collected in Colorado, 8 of 40 samples contained residues of polychlorinated biphenyls ranging from 40 to 100 ppb (ref. 5).

*Ecological Monitoring Branch, Technical Services Division (WH-569), U.S. Environmental Protection Agency, Washington, D.C.

GENP 005691

774341

METHODS AND MATERIALS

Samples of adipose tissue from individuals of the general population were obtained through the cooperation of pathologists and medical examiners in 75 selected collecting sites throughout the contiguous 48 States.

Sampling: A stratified random design, with sampling proportioned to populations, was followed for selecting cities in which tissue samples were collected. The strata were the nine census divisions as designated in the 1970 Census; the sampling units in each census region were cities with populations in excess of 25,000 people. The number of cities designated within each census division was based on population. The cities which served as collecting sites are shown in figure 1.

This design provided samples which are statistically representative of the general population. For each collection site, an annual sample quota was established to reflect the demographic distribution in that census division. The sample quota in each of these groups was allocated proportionally according to the age, sex, and race distribution, as determined by the 1970 Census.

Adipose tissue was collected by cooperating pathologists and medical examiners from postmortem examinations and from specimens which had been removed during therapeutic surgery. Thus, tissues were received from patients having pathological conditions as well as those dying from sudden acute illness or from trauma. Information recorded for each tissue sample included age, sex, race, and pathological diagnosis. Geographic residence was assumed to be in the general location of the hospital. Since the objective of the program was to reflect the pesticide and other pollutant burden in the general population, samples were not collected from cases in which a diagnosis of pesticide poisoning was suspected or known, from cachectic patients, or from patients who had been institutionalized for extended periods. Further details of the program were presented by Yobs (ref. 6).

Chemical Analysis: Samples were analyzed chemically by contract laboratories using only methodologies specified by the program. All laboratories were required to maintain acceptable performance levels in an interlaboratory quality assurance program established and moderated by the EPA Pesticides and Toxic Substances Effects Laboratory, Research Triangle Park, N.C. 27711. This laboratory also provided technical assistance for the analytical portion of the program.

Samples were analyzed for selected chlorinated hydrocarbon insecticides (table 1), and polychlorinated

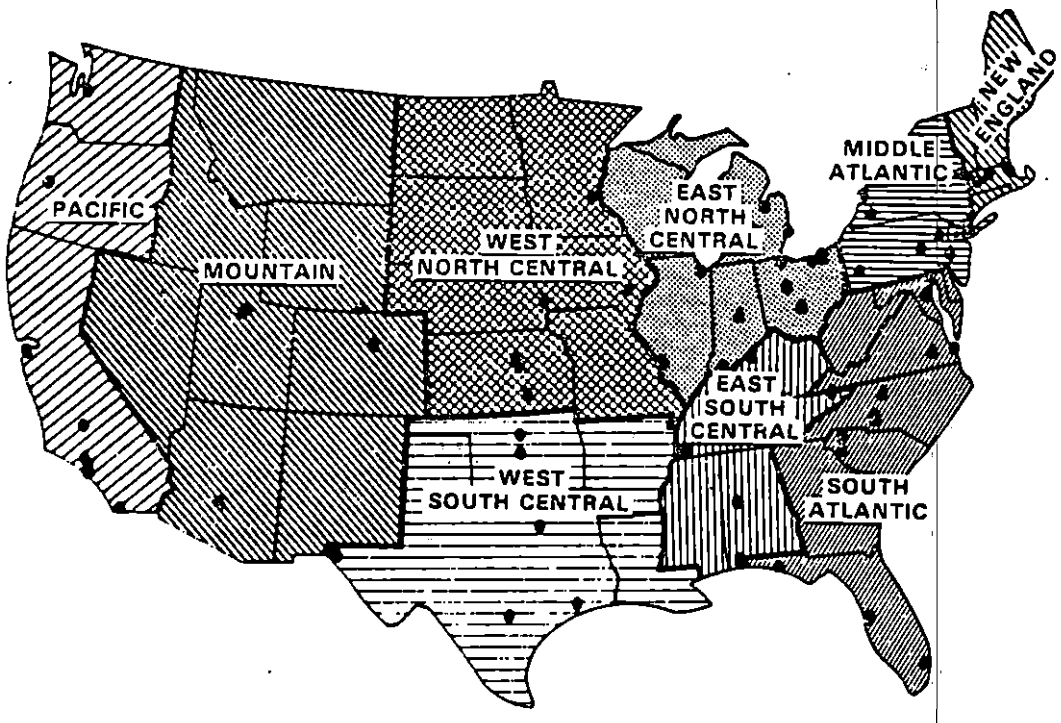

Figure 1. Map of the United States showing census divisions and collection sites for the National Human Monitoring Program for Pesticides.

GENP 005692

774342

Table 1. List of chemicals detectable in human adipose tissue

o,p'-DDT	aldrin
p,p'-DDT	dieldrin
o,p'-DDE	heptachlor
p,p'-DDE	heptachlor epoxide
o,p'-DDD	endrin
p,p'-DDD	mirex
α-BHC	oxychlordane
β-BHC	trans-nonachlor
lindane	polychlorinated biphenyls
δ-BHC	hexachlorobenzene

biphenyls, using a modified Mills-Olney-Gaither procedure (ref. 6). Gas-liquid chromatography with electron capture detection was employed for basic compound identification and quantification. The analytical determinative procedure for polychlorinated biphenyls in tissue involved: (a) extraction, partitioning, and Florisil column chromatographic purification of the residues together with the chlorinated hydrocarbon pesticides present in the tissue sample, and (b), thin layer chromatographic (TLC) semiquantitative estimation of residues in the purified extract following elimination of interferences from *o,p'*- and *p,p'*-DDE, DDD, and DDT residues by chemical conversion to the respective isomer of dichlorobenzophenone. The details of the TLC procedure included treatment of the extract with ethanolic potassium hydroxide to effect dehydrochlorination of DDT and its analogs to DDE. This was followed by oxidation with chromium trioxide in acetic acid to convert DDE residues to dichlorobenzophenone, which may be conveniently separated from the polychlorinated biphenyl residues by the TLC procedure. The plates were coated with silver nitrate-impregnated aluminum oxide G and developed with 5 percent benzene in hexane. Ultraviolet visualization of the eluted polychlorinated biphenyl residues and semiquantitative comparison of sample spot intensity with those observed for standard materials completed the polychlorinated biphenyl determination.

A total of 140 human adipose tissue sample extracts from the general population have been subjected to analysis by combined gas chromatography-mass spectrometry (GC-MS) to confirm and identify polychlorinated biphenyl components stored in human tissue. Levels of total polychlorinated biphenyls in the samples based on TLC determination ranged from 0.4 to 3.5 ppm. The adipose tissue samples had been extracted and subjected to the purification procedures described earlier. Conversion of the DDT-type residues to dichlorobenzophenone was effected by the combined dehydrochlorination, oxidation, chemical procedures. A final Florisil column chromatographic step was included to further purify the polychlorinated biphenyl residues and remove the dichlorobenzophenones present at relatively high levels in the extract.

RESULTS AND DISCUSSION

The levels of polychlorinated biphenyls found in general population samples of adipose tissue during fiscal years 1973 and 1974 are presented in table 2. Results presented by Yobs (ref. 1) are included for comparative purposes. During fiscal years 1973 and 1974, 35.1 and 40.3 percent, respectively, of the tissues collected contained levels of 1 ppm or more of polychlorinated biphenyls on a wet-weight basis. These frequencies are slightly higher than the 32.5 percent figure reported by Yobs (ref. 1) and are slightly lower than those (41-45 percent) reported by Price and Welch (ref. 4). The percentage of tissues which contained quantifiable amounts of polychlorinated biphenyls appears to be remaining relatively constant. However, there does seem to be an increase in the percentage of tissues which contained trace levels of this chemical although the limit of detection (1 ppm) remained constant. It should be interesting to determine whether these trace values will be converted to quantifiable amounts as the exposure of the general population continues over time.

National frequencies for fiscal years 1973 and 1974 were compared to frequencies for each census division and are presented in figure 2. The New England, Middle Atlantic, South Atlantic, and East North Central Census Divisions had frequencies of quantifiable levels exceeding the national frequencies for both survey years. The Mountain and East South Central Census Divisions had levels higher than the national levels for one survey year and lower for the other survey year. The Pacific, West North Central, and West South Central had levels lower than the national levels for both survey years.

774343

Table 2. Levels of polychlorinated biphenyls in human adipose tissue

Data source	Sample size	Percent nondetected	Percent < 1 ppm	Percent 1-2 ppm	Percent > 2 ppm
Yobs, 1972	688	34.2	33.3	27.3	5.2
FY 1973 Survey	1277	24.5	40.2	29.6	5.5
FY 1974 Survey	1047	9.1	50.6	35.4	4.9

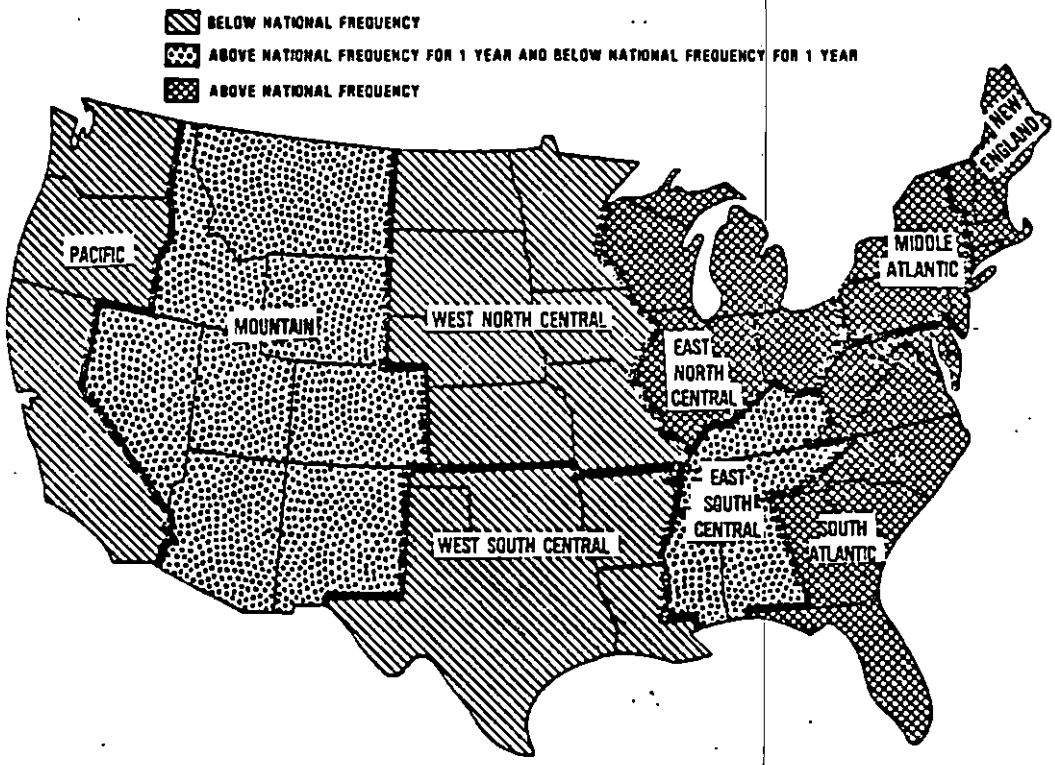

Figure 2. Map of the United States depicting census divisional frequencies of polychlorinated biphenyls.

GENP 005694

774344

The most frequently encountered polychlorinated biphenyl residues in the human adipose tissue extracts examined by combined gas chromatography-mass spectrometry were the penta-, hexa- and heptachlorobiphenyl compounds.

As polychlorinated biphenyls enter a biological system, the less chlorinated isomers are apparently either metabolized or excreted. These biochemical reactions alter the original Aroclors, so that electron capture chromatograms of these compounds from biological systems do not exactly match available laboratory reference standards. However, it can be noted that results do indicate that the polychlorinated biphenyls found in human adipose tissue most closely resemble Aroclor 1254 and Aroclor 1260.

The National Human Monitoring Program also collected and analyzed 57 samples of human milk from selected areas of Arkansas and Mississippi. The survey design was related to rice culture areas in which the herbicide 2,4,5-T was used. All of these samples contained trace amounts of polychlorinated biphenyls, the presence of which were confirmed by combined gas chromatography-mass spectrometry in a composite sample.

REFERENCES

1. A. R. Yobs, "Levels of Polychlorinated Biphenyls in Adipose Tissue of the General Population of the Nation," *Environ. Health Perspectives*, Vol. 1 (1972), pp. 79-81.
2. G. Widmark, "Possible Interference by Chlorinated Biphenyls," *J. Assoc. Off. Anal. Chem.*, Vol. 50 (1967), p. 1069.
3. F. J. Biros, A. C. Walker, and A. Medberry, "Polychlorinated Biphenyls in Human Adipose Tissue," *Bull. Environ. Contamin. Toxicol.*, Vol. 5 (1970), pp. 317-323.
4. H. A. Price and R. L. Welch, "Occurrence of Polychlorinated Biphenyls in Humans," *Environ. Health Perspectives*, Vol. 1 (1972), pp. 73-78.
5. E. P. Savage, J. D. Tessari, J. W. Malberg, H. W. Wheeler, and J. R. Bagby, "Organochlorine Pesticide Residues and Polychlorinated Biphenyls in Human Milk, Colorado – 1971-1972," *Pesticide Monitoring J.*, Vol. 7 (1973), pp. 1-5.
6. A. R. Yobs, "The National Human Monitoring Program for Pesticides," *Pesticide Monitoring J.*, Vol. 5 (1971), pp. 44-46.
7. J. F. Thompson, ed., *Analysis of Pesticide Residues in Human and Environmental Samples* (Manual of Analytical Methods), prepared by Pesticides and Toxic Substances Effects Laboratory, U.S. Environmental Protection Agency, Research Triangle Park, N.C. 27711.

GENP 005695

774345

PCB RESIDUES IN HUMAN ADIPOSE TISSUE AND MILK

Donald L. Grant, Ph.D.*, J. Mes*, and R. Frank**

Abstract

Surveys of PCB residues in human adipose tissue suggest that females have lower residues than males, that residents of Central Canada (Manitoba and Saskatchewan) have lower levels than the rest of Canada, and that the majority of Canadians have an adipose tissue residue of 1 to 2 mg/kg. PCB residue in human milk of Ontario residents was found to be approximately 1 mg/kg fat.

Data on PCB residues in adipose tissue obtained in a national survey by Health and Welfare Canada and data obtained in a survey of residents of Ontario will be presented. Human milk PCB residue data obtained in Ontario will also be presented. The Ontario surveys were carried out by the Ontario Ministries of Health and of Agriculture and Food.

The adipose tissue samples were collected at autopsy. In all surveys, organochlorine pesticides as well as PCB residues were determined. The PCB and organochlorine pesticide residues were separated by column chromatography prior to gas-liquid chromatography and quantitation with an electron capture detector.

PCB residue data for human adipose tissues obtained in the Health and Welfare Canada survey are presented in tables 1 and 2.

All adipose tissues had detectable levels of PCB's and 30 percent of the samples had PCB residues greater than 1 mg/kg. The range of residues present was 0.11 to 6.60 mg/kg. There are some regional differences; 49 percent of the adipose tissues samples collected in Ontario had PCB residues greater than 1 mg/kg, while only 9 percent of the samples collected in Manitoba and Saskatchewan (Central Region) had PCB residues greater than 1 mg/kg. The other three regions were very similar with approximately 25 percent of the samples having residues greater than 1 mg/kg.

The mean PCB residue for all adipose tissues collected was 0.907 mg/kg (table 2). The residue present in adipose tissue from males was greater than that present in adipose tissue from females. Residues present were highest in samples collected in Ontario, with means of 1.165 and 0.859 mg/kg for males and females, respectively, and lowest in samples collected in Central Canada (Manitoba and Saskatchewan), with means of 0.621 and 0.377 mg/kg for males and females, respectively. Although differences were noted when the data were broken down (0 to 25 years, 26 to 50 years, 50+ years) to study the effect of age, these differences were not statistically significant.

The results of the surveys carried out by the Ontario government during the years 1969-1974 (table 3) suggest that the mean PCB residue in human adipose tissues collected in Ontario is higher than that reported in the survey by Health and Welfare Canada. However, the Ontario survey results are expressed on a fat basis, while the Health and Welfare Canada surveys are presented on a whole wet tissue basis. The adipose tissue contained approximately 80 percent extractable fat. Although the 1969-70 mean residue value is half that reported for the years 1971-72 and 1973-74, the authors believe this is due more to method refinement than to an actual doubling of PCB residue.

The PCB residue data obtained for the years 1971-72 and 1973-74 are broken down so that an age comparison for PCB residues can be made (table 4). Although the results have not been statistically analyzed, the 21- to 40-year age group did show somewhat lower residues than the 41- to 60- and 61- to 80-year groups.

Residue surveys were also carried out during the period (1969-1974) on human milk. The residue results suggest no change in PCB residue concentration during the years 1969-74 (table 5).

In summary, surveys of PCB residues in human adipose tissue suggest that females have lower residues than males, that residents of Central Canada (Manitoba and Saskatchewan) have lower levels than the rest of Canada and that the majority of Canadians have an adipose tissue residue of 1 to 2 mg/kg. PCB residue in human milk of Ontario residents was found to be approximately 1 mg/kg fat.

REFERENCE

1. M. Holdrient, H. E. Braun, R. Frank, G. J. Stopps, and J. W. McWade, unpublished results, 1975.

*Toxicological Evaluation Division, Foods Directorate, Health Protection Branch, Department of Health and Welfare, Ottawa, Ontario, Canada.

**Provincial Pesticide Residue Testing Laboratory, Ontario Ministry of Agriculture and Food, Guelph, Ontario, Canada.

GENP 005696

774346

Table 1. PCB residues in human adipose tissue

Region	Samples with PCB ≥ 1 mg/kg	Total No. samples	Percent samples with PCB ≥ 1 mg/kg
Ontario	28	57	49
Quebec	11	50	22
Atlantic	4	16	25
Central	2	22	9
Western	6	27	22
Canada	51	172	30

Table 2. PCB residues (mg/kg) in human adipose tissue

Sex	Atlantic	Quebec	Ontario	Central[a]	Western[b]	Canada
M	0.758(13)	1.125(30)	1.165(38)	0.621(11)	0.977(19)	1.020(111)
F	0.593(3)	0.723(19)	0.859(17)	0.377(11)	0.684(7)	0.685(57)
M&F	0.727(16)	0.969(49)	1.070(55)	0.499(22)	0.898(26)	0.907(168)

[a]Central = Saskatchewan and Manitoba.

[b]Western = Alberta and B. C.

774347

GENP 005697

Table 3. PCB residues (mg/kg)[a] in human[b] adipose tissue

Year	Samples	Range	Mean
69-70	20	1.0-2.0	1.2
71-72	282	ND-18	2.5
73-74	129	0.6-11.0	2.3

[a]Fat basis.

[b]Ontario residents, Holdrient, et al. (ref. 1).

Table 4. PCB residues (mg/kg)[a] in human[b] adipose tissue

	Age		
Year	21-40	41-60	61-80
1971-72	0.5-6.0	ND-8.0	0.5-10.0
Mean	2.2	2.6	2.6
Samples	40	96	119
1973-74	0.6-6.0	0.7-7.0	0.6-11
Mean	2.1	2.2	2.5
Samples	13	47	54

[a]Fat basis.

[b]Ontario residents, Holdrient et al.

Table 5. PCB residues (mg/kg)[a] in human[b] milk

Year	Samples	Range	Mean
1969-70	43	0.7-1.2	1.0
1971-72	34	0.2-3.0	1.2
1973-74	19	0.1-2.5	1.2

[a]Fat basis.

[b]Ontario residents, Holdrient et al.

GENP 005698

774348

LEVELS OF PCB's IN THE U.S. FOOD SUPPLY

Charles F. Jelinek, Ph.D., and P. E. Corneliussen*

Abstract

The Food and Drug Administration has taken regulatory action since late 1969 to protect the consumer from foods found to contain hazardous levels of PCB's. It has monitored for PCB's in (1) specific products such as milk, (2) raw agricultural products, (3) commercial fish at the wholesale levels, and (4) the total diet. The foods examined were commercial products, essentially all in interstate commerce. Data will be presented on the concentration of PCB's obtained in different food commodities from 1969 through mid-1975. These data show that there has been a significant decrease in PCB levels in all foods with the exception of fish, where no particular trend has been noted. In the case of fish, almost all lots containing more than the FDA tolerance level of 5 ppm in the edible portion originated from the Great Lakes area. It is concluded that the procedures instituted to exclude the use of PCB's in the "open" applications have been effective, but that more needs to be done to prevent their entry into the aquatic environment.

The Food and Drug Administration (FDA) has taken regulatory actions since late 1969 against foods or feeds containing hazardous amounts of PCB's. The purpose of this paper is to summarize the data FDA has obtained on PCB levels in the different types of foods, and to cite the trends which have taken place since our first actions.

Table 1 summarizes the highlights from FDA's analysis of approximately 15,000 samples from November, 1969, through June, 1971. It will be noted that fish, cheese, milk, eggs, and byproducts used in animal feeds were the main commodities contaminated by PCB's. Such foods of animal origin were frequently found to contain significantly high levels of PCB's.

This table does not include data developed by the United States Department of Agriculture (USDA) in its surveillance of meat and poultry during this period. In addition, the data do not reflect the food contamination that occurred later as a result of the leakage of PCB-containing heat exchange fluid into a pasteurized fish meal, which in turn was fed to poultry and catfish. This was by far the most serious incident of PCB contamination of our food supply and led to very extensive regulatory actions by FDA and USDA, such as seizures and recalls of poultry, eggs, fish, and feeds.

During the surveillance period summarized in table 1, PCB's were not found in cereal grain and fresh fruits and vegetables. In late 1971, FDA established the fact that food packaging made from recycled paper which contained PCB's caused contamination of the contents, such as infant foods and cereals.

As a result of the above findings, FDA proposed certain regulations for PCB's in 1972. Table 2 shows our current regulations pertaining to PCB's in foods, animal feeds, and food packaging (ref. 1).

The first category of regulations covers the temporary tolerances for PCB's in products selected as a result of our monitoring activities, namely, milk, dairy products, poultry, eggs, animal feeds and their components, infant foods, and paper food packaging. Of these, fish are the only products which the PCB's contaminate primarily through the environment, in this case the waterways. The sources of the PCB's in the other foods and in food-packaging material were mainly industrial and agricultural uses which enabled PCB's to enter into food or animal feeds.

The second category of regulations is the prohibition of use of PCB's in such applications as heat transfer fluids, hydraulic fluids, paint components, adhesive components, etc., in plants that produce food, animal feed, or food-packaging materials.

These regulations were proposed in 1972 and are now officially established, with the exception of the maximum permissible level of PCB's in paper food-packaging material, which is an administrative guideline, pending the results of a hearing which has been granted.

Turning to the more recent period since 1972, the results obtained in FDA and USDA monitoring programs in fiscal years 1973, 1974, and 1975 are summarized in table 3. It can be seen that PCB's now contaminate far fewer types of foods than they did formerly. Although PCB's were reported in fish, milk, eggs, cheese, feed components, and poultry in fiscal years 1974 and/or 1975, the rates and levels of occurrence have declined drastically in all categories except fish.

The samples of fish FDA has analyzed were obtained through several different activities in the field. In fiscal years 1973 and 1974 we carried out Comprehensive Fish Surveys in which we analyzed freshwater and saltwater fish obtained at the wholesale level for

*C. F. Jelinek is Director of the Division of Chemical Technology, Bureau of Foods, Food and Drug Administration, Washington, D.C. P. E. Corneliussen is Assistant to the Director of the Division of Chemical Technology, Bureau of Foods.

774349

Table 1. PCB findings, Nov. 1969–June 1971[a]

Food commodity	Positive findings	Avg. of positives (ppm)	Max. level (ppm)
Finfish	317	2.1	35.3
Oysters	12	Trace	Trace
Fish byproducts	6	1.8	5.0
Cheese	44	0.3[b]	1.0[b]
Milk	60	2.5[b]	22.8[b]
Eggs	17	Trace	0.5
Potato byproducts	12	1.1	4.2
Miscellaneous	11	1.9	6.5

[a]Approximately 15,000 samples examined.
[b]Fat basis.

Table 2. FDA regulations, PCB's

I. Temporary tolerances

Commodity	PCB conc. (ppm)
Milk (fat basis)	2.5
Dairy products (fat basis)	2.5
Poultry (fat basis)	5.0
Eggs	0.5
Finished animal feed	0.2
Animal feed components	2.0
Fish (edible portion)	5.0
Infant and junior foods	0.2
Paper food-packaging material without PCB-impermeable barrier	10.0[a]

II. Use prohibited in food, feed, food packaging plants

[a]Administrative guideline, pending hearing.

GENP 005700

774350

Table 3. Summary of PCB's in foods, FY '73, '74, and '75

Food Commodity	FY '73 Percent positive	FY '73 Max. (ppm)[a]	FY '74 Percent positive	FY '74 Max. (ppm)[a]	FY '75 Percent positive	FY '75 Max (ppm)[a]
Fish	60.4	123.0	44.0	16.8	17.8	9.0
Milk	2.2	1.6	2.6	2.3	0.7	1.9
Eggs	1.1	Trace	4.2	11.0	0.0	N.D.
Cheese	0.9	0.5	2.6	2.8	0.0	N.D
Feed components	12.7	9.0	0.0	N.D.	0.3	0.9
Animal feeds	7.2	199.5	0.0	N.D.	0.0	N.D.
Processed fruits	4.5	19.2	0.0	N.D.	0.0	N.D.
Infant & jr. foods	1.1	Trace	0.0	N.D.	0.0	N.D.
	Percent positive	Percent above 5 ppm[a]	Percent positive	Percent above 5 ppm[a]	Percent positive	Percent above 5 ppm[a]
Meats & poultry (USDA)	1.9	0.19	1.2	0.07	0.3	0.06

[a]Milk, cheese, meats and poultry reported as ppm, fat basis.

PCB's, pesticides, and certain heavy metals. In addition, we analyzed fish obtained from our regular surveillance program for pesticides and PCB's, primarily in the raw products. Finally, we collected samples as a compliance followup after high levels of PCB's had been found in a particular species or area. The data obtained from these activities are valuable in showing which species and which areas are apt to be of concern, but it is difficult to determine whether there have been any significant trends because of the diversity of the sources of the fish samples and of the reasons for collecting them.

Figure 1 depicts the results obtained in the Comprehensive Fish Survey conducted in fiscal year 1973. It should be stressed that almost all the samples collected were commercial species intended for interstate commerce, and thus would not ordinarily include sports fish. No PCB's could be detected in over 70 percent of the samples collected. Only about 3 percent contained over 1 ppm, and 0.5 percent had over 5 ppm PCB's. It is interesting to note that the various species containing over 1 ppm were generally freshwater fish, or those which were apt to be near the shore. The only fish in this particular survey that contained more than the 5 ppm tolerance for PCB's were carp, with a maximum level of 20.5 ppm.

The results obtained in the Comprehensive Fish Survey for fiscal year 1974 are shown in figure 2. Over 80 percent of the samples analyzed in this survey did not contain PCB's, and no samples contained more than 2 ppm PCB's. However, it cannot be concluded that there was a down-trend, since it was necessary to stop this survey before it was half finished because of the necessity to divert manpower to the canned mushroom crisis. Nevertheless, freshwater fish again were most likely to contain the highest levels of PCB's.

Figure 3 depicts the results obtained with all samples of domestic finfish analyzed in fiscal years 1973, 1974, and 1975, from all FDA programs. The percentage of fish samples containing PCB's decreased in 1974 and 1975, but on the other hand, the percentage of PCB-containing samples which were above 5 ppm increased. Significantly, all these samples were from the districts in the Great Lakes area, and included such species as chubs, carp, and coho salmon.

GENPUBS/01

774351

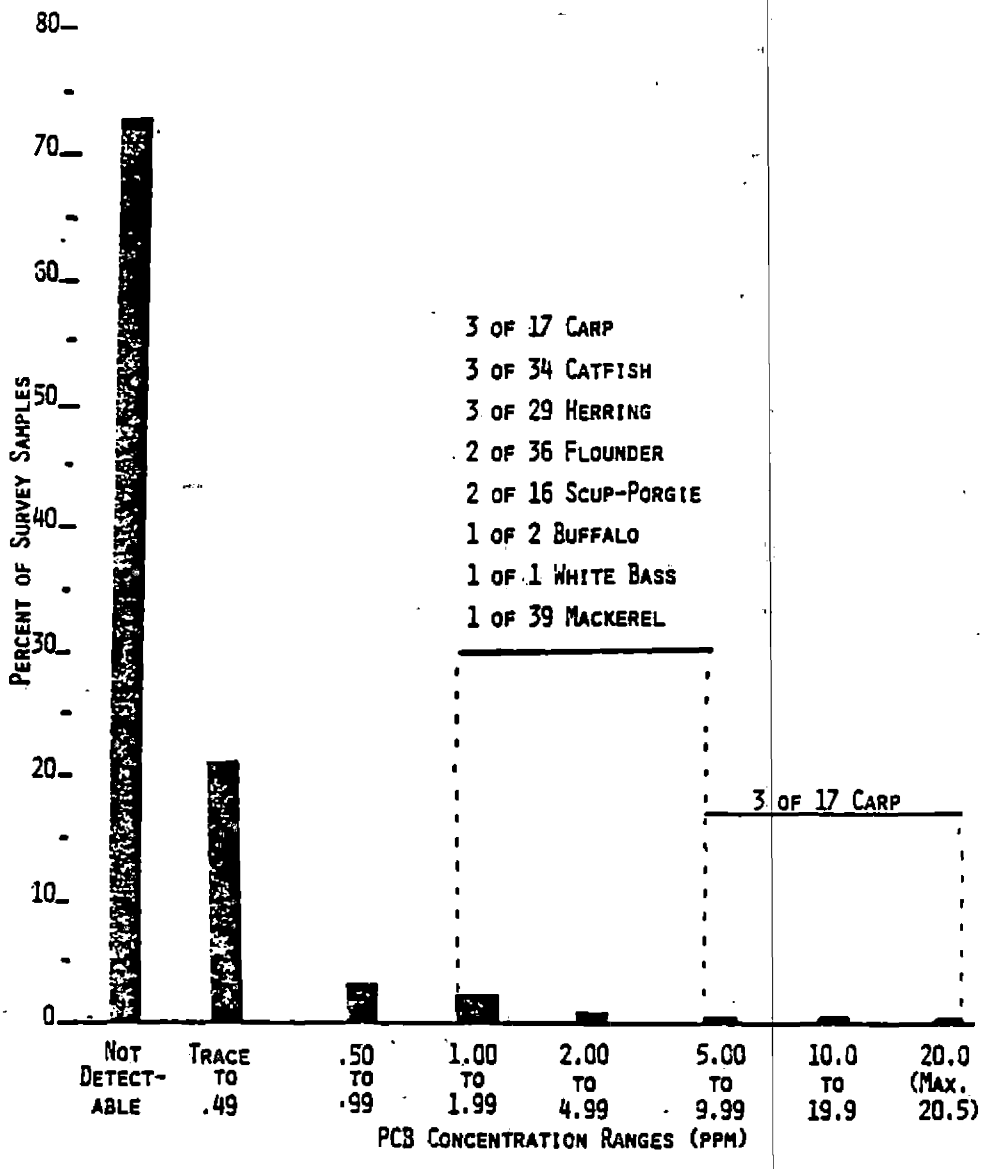

Figure 1. FY 1973 Comprehensive Fish Survey (41 species, 600 sample total).

GENP 005702

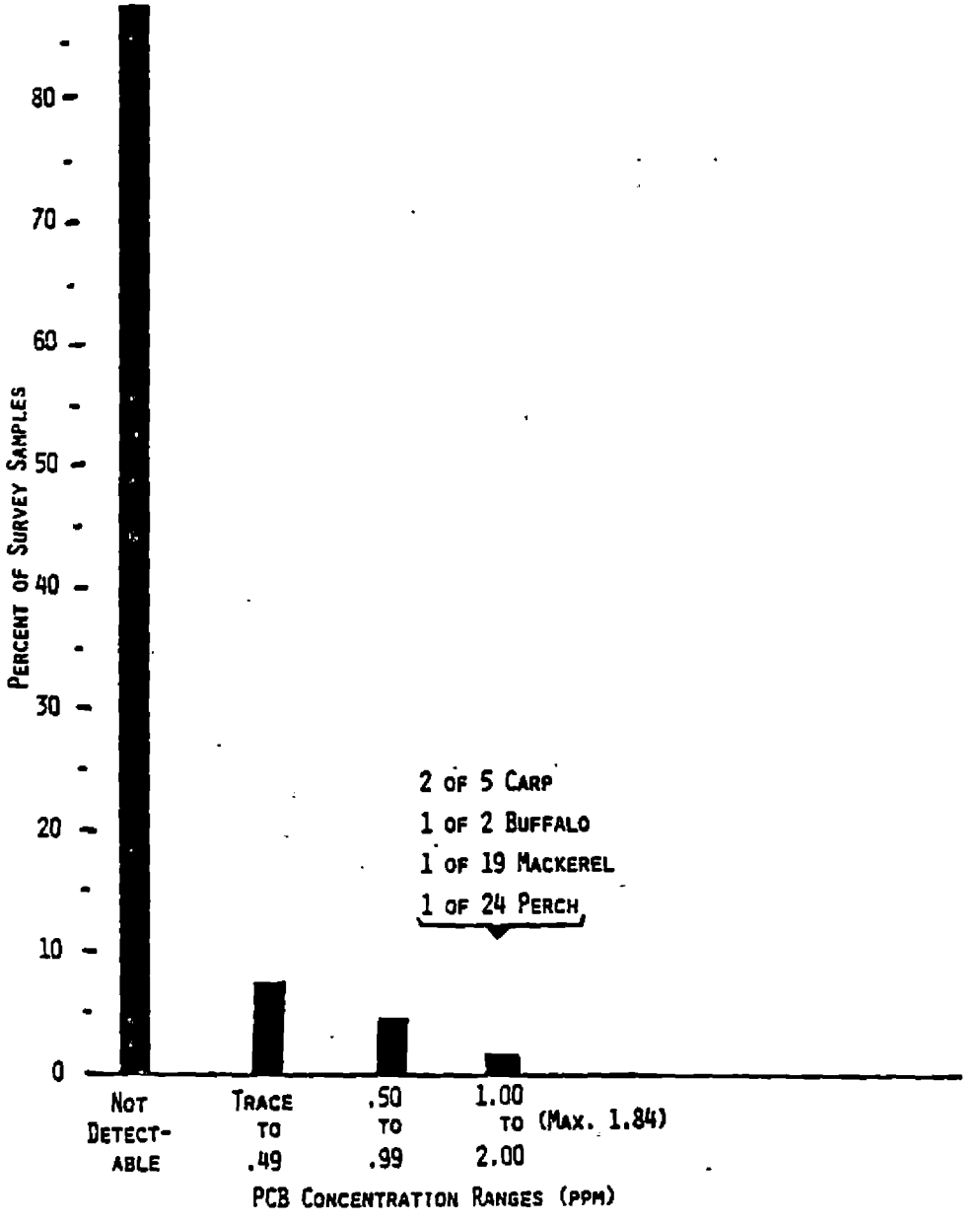

Figure 2. FY 1974 Comprehensive Fish Survey (38 species, 269 sample total).

GENF 005703

774353

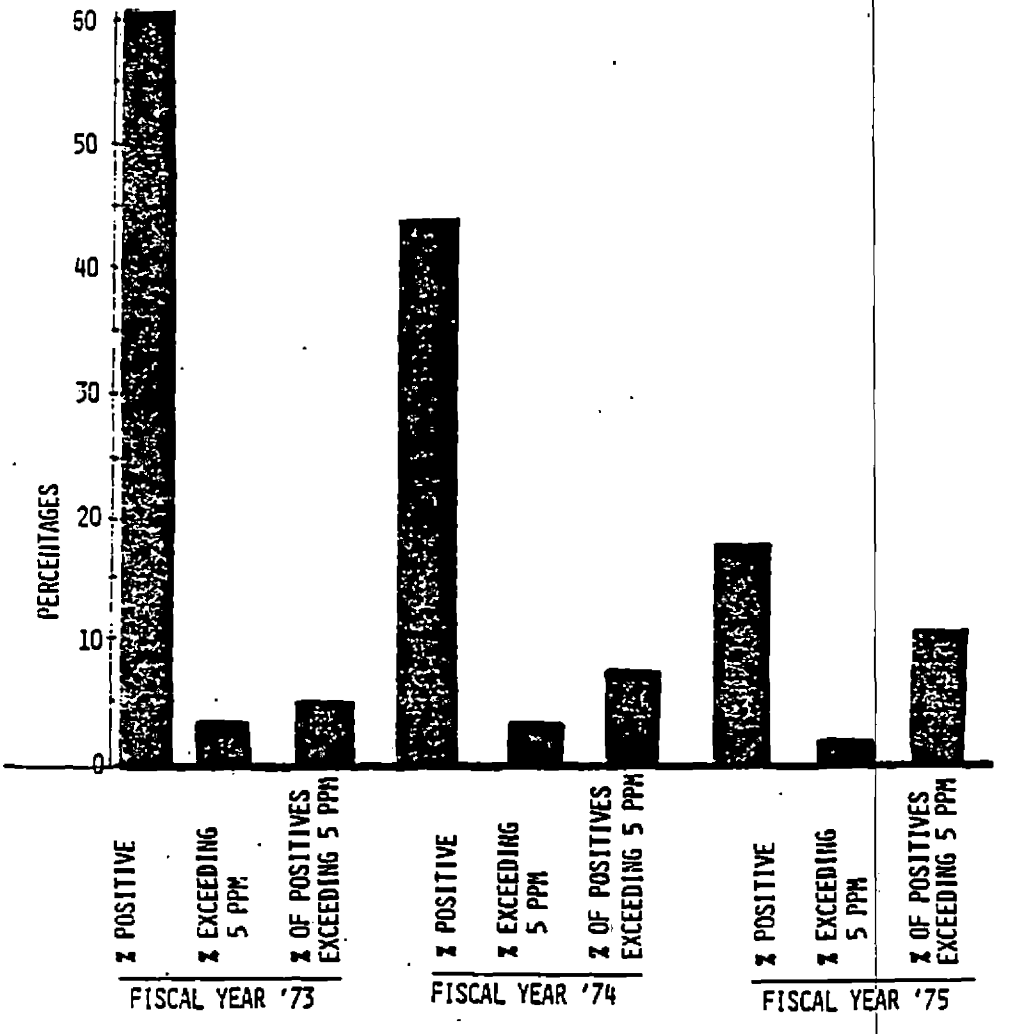

Figure 3. PCB's in fish, all programs.

As mentioned previously, it is difficult to draw any conclusions as to whether there is a significant trend, because of the changing sources and objectives from year to year. The percentage of samples examined which contained more than 5 ppm PCB's stayed in the same general range (2.2 to 3.5 percent).

These results from FDA's surveillance programs show that PCB's do not generally occur in significant levels in saltwater fish, and indeed that only a small percentage of freshwater fish in interstate commerce contain more than 5 ppm PCB's. Further, the waterways in which commercial fish are likely to contain high levels of PCB's are those which are contiguous with industrialized areas.

Thus far, we have reviewed the general levels of PCB's in individual food types. What do these findings mean in terms of average intake of PCB's from the entire diet? FDA conducts a continuing survey of the Total Diet, in which composites of 12 different food categories are analyzed. Table 4 presents the composites in which PCB's were found in the FDA Total Diet Surveys from fiscal years 1971 through the first half of fiscal year 1975. It can be seen that the meat-fish-poultry composites contained PCB's much more frequently than any other of the food groups. With regard to the findings of PCB's in the composites of fruits, vegetables, and cereals in fiscal years 1972 and 1973, it should be noted that these composites include processed and packaged

GENP 005704

774354

Table 4. Total Diet Studies--American teenage male

Fiscal Year	Percent of composites containing PCB's: Food class composites								
	Dairy products	Meat, fish & poultry	Grain & cereal products	Potatoes	Legume vegetables	Root vegetables	Garden fruits	Oils, fats & shortening	Sugars and adjuncts
1971		47	13						
1972	6	46	6		6	3	3	17	6
1973	10	33	17	3				3	
1974		43							3
1975 (1st half)		40							

Table 5. Estimates of daily PCB intakes (Total Diet Study--teenage male)

Fiscal year	Average daily intake of PCB's[a]: Total diet (µg/day)	Meat-fish-poultry food class (µg/day)
1971	15.0	9.5
1972	12.6	9.1
1973	13.1	8.7
1974	8.8	8.8
1975 (1st half)	8.7	8.7

[a]Lower limit of quantitative reporting = 0.05 ppm with analytical method employed.

GENP 005705

774355

foods as well as raw foods purchased in retail stores. Since we have hardly ever detected PCB's in the raw products, the PCB's probably contaminated these foods during processing or from the packaging. This hypothesis is borne out by the fact that no PCB's have been found in these composites in 1974 or 1975, after our regulations had a chance to take effect.

FDA chemists have found that the source of the PCB's in the meat-fish-poultry composite is almost always due to the fish component. It is interesting to note that the frequency of findings in this composite has remained quite constant since fiscal year 1971. Significantly, PCB's are now generally found only in this fish-containing composite of the Total Diet Survey. This reflects the beneficial results of FDA and USDA in their efforts to prevent the uses of PCB's that could lead to direct contamination of foods, and of the U.S. manufacturer in limiting the sales of PCB's to "closed" electrical uses.

In calculating the average daily intake from the Total Diet Survey, we must be aware of the shortcomings in the use of composites, where the level of occurrence of the contaminant in the composites may be at or just below the limits of detection. How we handle "Trace" and "Not Detected" can have a significant effect on our estimates of the daily intake. Table 5 gives the estimated average daily intakes of PCB's by a young male adult, for fiscal years 1971 through the first half of 1975, where we have ascribed a certain level to all "Trace" in all composites and to "Not Detected" in the meat-fish-poultry composites where PCB's are still commonly detected. It can be seen that there has been a marked decrease in the estimated total intake.

However, the estimated intake will tend to continue at the FY 1975 level, as long as (1) fish remain almost the sole source of detectable PCB's and (2) the entry of PCB's into the waterways is not decreased.

In summary, the breadth of occurrence of PCB's has narrowed to the point where freshwater fish are now the primary source of PCB's in our diet. Thus, the daily PCB intake for the average citizen is low, since his consumption of freshwater fish is low, and even here, most of the commercial freshwater fish contain less than 5 ppm PCB's.

However, the estimated intake of the average consumer is only a guidepost, and the Food and Drug Administration must consider the dietary consumption patterns of significant sectors of the population which are significantly different from the average. For example, PCB intake could be quite different for those people whose diets include substantial quantities of sports fish.

For the future, (1) we must continue to monitor for PCB's in foods and food-packaging materials to maintain the beneficial results already obtained, and (2) means must be employed by the responsible Federal and State agencies to effectively halt the entry of PCB's into the aquatic environment.

REFERENCE

1. Food and Drug Administration, "Polychlorinated Biphenyls (PCB's)," *Federal Register*, Vol. 38, No. 129 (July 6, 1973), pp. 18096-18104.

GENP 005706

774356

LEVELS OF PCB's IN CANADIAN COMMERCIAL FISH SPECIES

John M. Graham*

Abstract

For purposes of examining PCB levels in various environments, Canada is divided into four study areas: area 1 is the Pacific sector; area 2 is Central Canada; area 3 covers the Great Lakes; and area 4 is the Atlantic sector. The tables included give detectable levels of PCB's in various species—ground fish, estuarial and pelagic fish, and crustaceans and mollusks—for the respective areas.

I will briefly summarize the work that the Inspection Branch has done in analyzing marine and freshwater species. And I am going to start by reporting on four areas in Canada (figure 1). Areas 1 and 4 involve marine species; area 2 is the central part of Canada excluding the Great Lakes; and area 3 contains the Great Lakes, which are of quite a bit of interest to us.

Table 1 is a brief summary of the PCB's that we have found in our marine species, subdivided as ground fish, pelagic, estuarial, mollusks and crustaceans, and miscellaneous. The landings are given in pounds, the levels are mean levels of PCB's, and the samples analyzed are in parentheses. One thing worth noticing is the high level in bluefin tuna, which is 2.65 ppm. We explain this by the fact that bluefin tuna is usually landed at 600 to 700 pounds. It is a very large fish and at the top of the food chain.

Another point of interest that you might note is the fish oils with a mean level of 5.1 ppm. Finally, fish meal is at a level of about 0.16 ppm. This is because, during the manufacture of fish meal, most of the oil is extracted.

As shown in figure 1, area 2 is the central part of Canada, excluding the Great Lakes. Table 2 gives PCB levels for freshwater species in that area. The production amounts to some 70 million pounds of fish annually. There are detectable levels of PCB's, but usually very, very low. These are from large northern lakes, and usually no industry is close by. The median level is 0.10 ppm.

All our samples are based on the edible portion of the fish and that portion that would normally be consumed by the consumer. The samples are taken either by commercial fishermen or by our inspectors, so that we know the exact location at which the samples are collected. Sample size is usually 15 pounds of the fillet or edible portion and a minimum of five fish.

I have subdivided the Great Lakes–St. Lawrence River system into the lakes and the river. Table 3 shows our finding on Lake Superior, which amounts to close to 3.3 million pounds of fish per year. As you can see, the lake trout is the highest in this lake, based on our findings. We also find that it varies between the inshore lake trout or shallow-water lake trout and the deepwater, or fatty, lake trout.

Table 4 shows Lake Huron, Canadian side, amounting to some 2.1 million pounds. Chub at the 2-ppm level, and carp and suckers are relatively high. Coho salmon is not normally considered a commercial species in Canada. There is quite a volume available to sports fishermen and commercial fishermen. They sell it as part of an incidental catch.

Now we come to Lake Erie (table 5), which some people say is a dead lake, but it has an annual planting of some 31 million pounds of fish. Alewives, rock bass, and carp are slightly high. The highest is catfish and again coho salmon, which is 3.14 ppm.

Table 6 shows Lake Ontario, which, as you can see, has a little bit of a problem (or a lot of problems). Smelt is at 4.16, and eels are 17.14 ppm. Again the coho salmon is up there. The eels in Lake Ontario are quite high. The eels in the St. Lawrence river system (table 7) show about 8 ppm. I have broken the eels down into their size range and given the medians.

Note the last line. A 4½-pound eel ranges from 3 to 30 ppm, so that we really cannot manage this fishery on a size or weight basis. It is going to be extremely difficult. It looks as if we are going to have to terminate the licenses for this fishery.

These eel figures are in contrast to the figures that we had for eels in the Maritime Provinces. The eels in Maritime Provinces are 0.56 ppm. So it is apparent that we will be able to keep one section of this fishery open and must try to manage or close the other one.

We presently have a 2,500-sample survey for the Great Lakes. Health & Welfare, Canada, established a temporary guideline of 2 ppm in fish; this means that we are going to have to break some of our lakes down into areas, geographic areas, and put restrictions on them either by length or weight. I do not see the problem getting any better in the next year.

774357

CLEAN UP

GENP 005708

156

Reproduced from best available copy.

774358

Figure 1. Four fish species areas in Canada.

Table 1. Polychlorinated biphenyls in commercial fish and fishery products, areas 1 and 4 (marine)

	Description and species	Landings (pounds)	PCB's (mean ppm)
Groundfish	(catfish, cod, flounder, haddock, halibut, lingcod, pollock, redfish, red snapper, rockfish, sablefish, skate, sole, plaice, tomcod)	1,191,701,000	0.07 (141)
Pelagic-esturial	(Alewife; capelin; dogfish; herring; mackerel; salmon; smelt; swordfish; tuna: albacore-skipjack-yellowfin; whale)	1,131,868,000	0.39 (73)
	Bluefin	----	2.65
	Eel - Maritime Provinces	762,000	0.56 (19)
Mollusks & Crustaceans	Clams; crabs; (dungeness-queen-red-rock) lobster; mussels; oysters; scallops; shrimp	100,144,000	0.12 (56)
Miscellaneous	Fish oils	----	4.51 (12)
	Fishmeal		0.16 (71)

Table 2. Polychlorinated biphenyls in commercial fish and fishery products, area 2 (freshwater)

Species	Landings[a] (pounds)	PCB's (mean ppm)
Buffalo fish, carp, goldeye, mallet, perch, pike, pickerel, sauger, trout, whitefish	70,000,000	0.10 (113)

[a]Landings of less than 25,000 pounds per species are not included.

774359

GENP 005709

Table 3. Polychlorinated biphenyls in commercial fish and fishery products, (area 3)

Location	Major species	Landings[a] (pounds)	PCB (mean ppm)
Lake Superior (A)	chub	306,000	0.96 (8)
	lake herring	1,611,000	1.17 (10)
	lake trout	195,000	2.02 (37)
	whitefish	328,000	0.68 (11)
	smelt	788,000	0.35 (6)
	yellow perch	67,000	0.31 (5)
		3,295,000	

[a]Landings of less than 25,000 pounds per species are not included.

Table 4. Polychlorinated biphenyls in commercial fish and fishery products, (area 3)

Location	Major species	Landings[a] (pounds)	PCB (mean ppm)
Lake Huron (B)	chub	671,000	2.09 (17)
	whitefish	950,000	0.95 (8)
	carp	56,000	1.55 (4)
	suckers	176,000	1.33 (12)
	yellow pickerel	269,000	0.61 (9)
	sheepshead (drum)	29,000	0.75 (2)
	coho salmon	noncommercial	5.11 (6)
		2,151,000	

[a]Landings of less than 25,000 pounds per species are not included.

GENP 005710

774360

Table 5. Polychlorinated biphenyls in commercial fish and fishery products, (area 3)

Location	Major species	Landings[a] (pounds)	PCB (mean ppm)
Lake Erie	alewife	332,000	1.22 (14)
	rock bass	49,000	0.27 (2)
	carp	41,000	1.27 (7)
	yellow perch	12,190,000	0.19 (10)
	smelt	15,760,000	0.42 (21)
	yellow pickerel	234,000	1.16 (9)
	white bass	2,346,000	1.26 (28)
	catfish	88,000	2.04 (8)
	bullhead	109,000	0.26 (4)
	sheepshead (drum)	354,000	0.74 (15)
	coho salmon	noncommercial	3.14 (8)
		31,503,000	

[a]Landings of less than 25,000 pounds per species are not included.

Table 6. Polychlorinated biphenyls in commercial fish and fishery products, (area 3)

Location	Major species	Landings[a] (pounds)	PCB (mean ppm)
Lake Ontario (D)	bullhead	248,000	0.73 (12)
	yellow perch	699,000	1.23 (10)
	smelt	103,000	4.16 (17)
	white perch	290,000	1.84 (22)
	sunfish	203,000	0.74 (6)
	carp	395,000	1.69 (10)
	rock bass	42,000	1.76 (18)
	eel	222,000	17.14 (49)
	coho salmon	noncommercial	4.97 (3)
		2,205,000	

[a]Landings less than 25,000 pounds per species are not included.

774361

GENP 005711

Table 7. Polychlorinated biphenyls in commercial fish and fishery products, (area 3)

Location	Major species	Landings[a] (pounds)	PCB (mean ppm)
St. Lawrence River (E)	sturgeon	77,000	2.32 (5)
	eel	435,000	7.94 (216)

Species	Size	Range	Mean PCB
eel	<2½ pound	(0.11- 7.99)	2.95 (66)
	2½ pound-4½ pound	(1.68-22.8)	8.19 (72)
	>4½ pound	(2.82-29.7)	12.37 (43)

[a]Landings of less than 25,000 pounds per species are not included.

GENP 005712

774362

THE OCCURRENCE OF PCB IN THE NATIONAL FISH AND WILDLIFE MONITORING PROGRAM

Charles R. Walker*

Abstract

The National Fish and Wildlife Monitoring Program has as its objective to ascertain, on a national scale, the amounts of pesticides and contaminants in some fish, birds, and mammals. Testing is done through repeated sampling over time. The species chosen to be monitored are freshwater fish, mallard and black duck, and starling.

PCB residues in freshwater fish were found to be highest in certain river systems that lie in industrial areas. For mallards and black ducks, concentrations were greatest in ducks in the Atlantic flyways. Starlings from all over the Nation showed PCB contamination; however, over the 1970-1974 period, there was an apparent decline in residue levels, except in certain specific areas such as Austin, Alabama. Related monitoring indicates that PCB may be especially threatening to endangered species, with serious effects on the survival of their young.

The National Fish and Wildlife Monitoring Program was initiated in 1967 as a cooperative Federal effort conducted jointly by the Bureau of Commercial Fisheries and the Bureau of Sport Fisheries and Wildlife in the U.S. Department of the Interior, and the Water Supply and Sea Resources Program of the National Center for Urban and Industrial Health, Public Health Service, U.S. Department of Health, Education, and Welfare (ref. 34). The current National Pesticide Monitoring Program is sponsored by the Monitoring Panel of the Federal Working Group on Pest Management that includes components drawn from the Environmental Protection Agency, the Tennessee Valley Authority, the National Science Foundation, and the Departments of Agriculture, Defense, Commerce, Interior, and Health.

The monitoring objective was to ascertain on a national scale the amount of pesticides and related materials in components of the environment and trends of these levels with time through repeated sampling and analysis of environmental components (refs. 34,37,38). The Fish and Wildlife Service program consists of three elements: (1) freshwater fish, (2) mallard and black duck, and (3) starlings.

The Freshwater Fish Program originally consisted of sampling fish from 50 stations in the continental United States as it was initiated in 1967 (refs. 24,25). In 1970 this was expanded to include 100 stations sampled on an annual basis and included the conterminous United States and Alaska (ref. 30). Criteria for selection of specific sampling station locations included the following, in the order of priority: (1) availability of desired species of fish; (2) relationship to station locations for other phases of the National Pesticide Monitoring Program (refs. 11,14,19,67,69), particularly those stations used for monitoring surface water samples; (3) existence of State-sponsored monitoring programs or cooperative participation by a State conservation agency; and (4) availability of suitable manpower and facilities to make field collections. In the late 1960's, the toxicological significance and the detection of polychlorinated biphenyl compounds in fish and wildlife along with the interferences with organochlorine pesticide analysis became apparent (refs. 31,32,33,43,45,50,54,66). This problem stimulated the development of analytical methods for the separation and identification of PCB in fish samples from the National Monitoring Program (refs. 26,28,52,53,57,58).

The cleanup of solvents (refs. 20,56), selective partition of PCB from pesticides (refs. 1,3,4,7,16,18,26,53,55,58,59), quantitative determination (refs. 2,9,46,54,57,62), and confirmation methods (refs. 2,6,8,29,51,52) utilizing gas chromatography-mass spectrometry became practical for Federal agencies to use in the National Pesticide Monitoring Program by 1970. In the Freshwater Fish Program, samples of three to five fish were taken of three species representing different tropic levels to comprise each composite sample. All composite samples of white fish were analyzed for the most common organochlorine insecticides, including DDT, DDE, TDE, dieldrin, aldrin, endrin, BHC, heptachlor epoxide, chlordane, toxaphene, and beginning with the 1970 collections, polychlorinated biphenyl compounds (PCB), as well as the percent lipid content of the fish (ref. 61). Whereas these analysis were contracted to private and other Federal laboratories, a cross-check quality assurance program was conducted on about 10 percent of the samples by our Fish-Pesticide Research Laboratory at Columbia, Missouri. The number of pesticides and related contaminates that were detected in the cross-check analyses grew from 19 compounds in 1970 to 33 parent compounds, homologs, or metabolites by 1973 (table 1).

The mallard and black duck monitoring program

*Charles R. Walker, Senior Environmental Scientist, U.S. Fish and Wildlife Service, Department of the Interior, Washington, D.C.

774363

GENP 005713

Table 1. Organochlorine pollutants detected by initial and confirmatory laboratories from 1967-1974

Pollutant	1967	1968	1969	1970	1971	1972	1973
DDE	I[a]	I	I	I C[b]	I C	I C	I C
DDD o,p'isomers	I	I	I	I C	I C	I C	I C
DDT	I	I	I	I C	I C	I C	I C
DDE				C	C	C	C
DDD p,p'isomers				C	C	C	C
DDT				C	C	C	C
1232				C	O[c]	O	O
1242 Aroclor®					C	O	O
1248 Aroclor®				C	C	C	O
1254 Aroclor®			I	I C	I C	I C	I O
1260 Aroclor®				C	C	C	I O
dieldrin	I	I	I	I C	I C	I C	I C
aldrin	I	I	O	I C	I C	O O	I C
endrin	I	I	O	I C	I C	I C	I C
BHC			I	I C	I C	I C	I C
lindane	I	I	O	O	O	O	O C
heptachlor	I	I	I	I C	O C	O C	O C
heptachlor expoide	I	I	I	I C	I C	I C	C
chlordane	I	I	I	O C	I C	I O	C
cis-chlordane					C	C	C
toxaphene	I	I	O	O C	I C	I C	I C
hexachlorbenzene (HCB)					C	C	C
heptachlor norborene							C
oxychlordane							C
hexachlor norbornadiene							C
2,4-D PGBE							C
pentachlorobenzene							C
hexachloro-1,3-butadiene							C
ethylhexylphthalate				C	O	O	O
dibutylphthalate					C	O	O
dioctylphthalate					C	O	O
DEHP						C	O

[a] I-indicates a pollutant was reported in the results from the initial analyses.

[b] C-indicates a pollutant was reported in the results from the confirmatory analyses.

[c] O-indicates a pollutant was found in previous years but not reported later.

774364

GENP 005714

was conducted in cooperation with State agencies in conjunction with the fall migration of waterfowl and the hunting season in each of the conterminous States (refs. 17,21,22,23,64). Through a process of systematic subsampling, a series of wings, approximately 12,500 annually, are drawn from each State. These are composited for analysis into samples of 25 wings each representing a sample from each State in proportion to the harvest. Mallard duck wings are collected in the Pacific, Central, and Mississippi flyways whereas both the mallard and black duck were represented in those samples from the Atlantic flyway, depending on the availability of species. Pesticide analysis included chlorinated hydrocarbon pesticides and beginning with the 1969 sampling also included polychlorinated biphenyl compounds.

The National Monitoring Program for starlings, a widely distributed and abundant species, was especially designed to sample five degree latitude/longitude blocks covering the contiguous 48 States with up to four randomly selected collecting sites within each block (refs. 34,41,42,63). Ten birds were collected at each sample site and composited for analysis in the fall of even years at approximately 125-130 sites. Organochlorine pesticides were analyzed in the 1967-68 samples and beginning with the 1970 samples polychlorinated biphenyl compounds were analyzed in 1970-72 and 1974 samples.

Freshwater Fish Monitoring Program

Polychlorinated biphenyl compounds have been detected in certain rivers and areas in unusually high concentrations and confirmed in a quality control cross-check analysis among several laboratories (refs. 54,61).

PCB residues have been found in 40 to 60 percent of the samples in residue concentrations exceeding 0.5 mg/kg (figure 1). More than 98 percent of the samples during the period of 1969-71 contained residues in at least one composite sample exceeding these criteria. Geographically, the higher concentrations appear to be

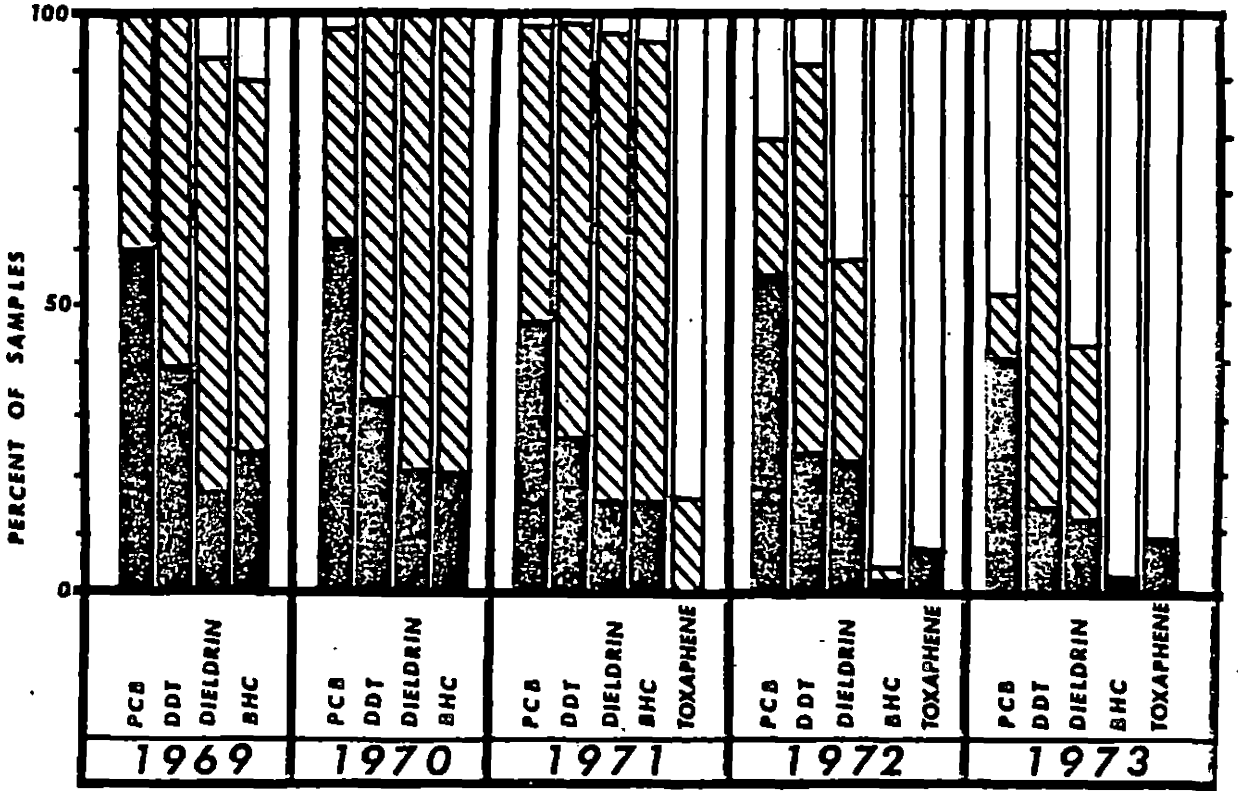

Figure 1. Percentage of fish sampled from 1969-1973 in the National Pesticide Monitoring Program that contained either no detectable residues (white), residues (cross-hatched), or levels exceeding the criteria established to be biologically significant (solid black: >0.5 mg/kg PCB: >1.0 mg/kg DDT; and >0.1 mg/kg dieldrin, BHC, or toxaphene) (ref. 69).

774365

associated with certain river systems having industrial activity (refs. 54,61) (tables 2 and 3). PCB residues expressed as Aroclor 1254 were found in five major river systems in the Atlantic coastal region, with residues exceeding 5 mg/kg. Four of these stations had residues exceeding 10 mg/kg during the last 5 years. Fish in four of the Great Lakes stations had PCB concentrations exceeding the 5 mg/kg level and all stations reported concentrations exceeding 0.5 mg/kg. In the Mississippi River system, the Allegheny and Ohio were the hot spots, with seven out of the eight stations reporting residue concentrations in excess of 5 mg/kg. Thirty-one of thirty-five stations in this river system reported residues in excess of 0.5 mg/kg in the 1970-73 sampling programs. The highest residues, often exceeding 10 mg/kg were found in the Allegheny, Kanasha, Cumberland, Tennessee, and Ohio Rivers along with stations on the Mississippi River at Memphis, Tennessee, and the Missouri River at Herman, Missouri. Other monitoring stations that were found to have residue levels exceeding 5 mg/kg during the sampling periods 1970-73 included: the Williamette River on the Columbia system; the Rouge River in the Pacific coastal drainage; the Sacramento River in California; the Chena River tributary of the Yukon in Alaska; and the Rio Grande, Alabama, and Mississippi Rivers in the Gulf States region. Only in two sample periods of 1972-73 and in the current monitoring samples, which are still yet to be fully analyzed, has there been a downward trend, but this occurs only in those samples where residues are not being detected. The stations where high residues have been noted in the past still remain relatively contaminated with PCB. Unlike the decline of DDT in Great Lakes fishes, PCB concentrations do not show significant changes and may trend upward in salmonids, as indicated in special investigations conducted by Willford (ref. 69), and Veith (ref. 60).

Just as it is exceedingly important to distinguish PCB from organochlorine pesticides, we must also make positive identifications of the different Aroclors so that they may be correctly expressed in stoichiometric calculation. For example, in table 4, let us examine some of those stations with high PCB concentrations. The composition of PCB residues in selected fish samples taken during the National Pesticide Residue Monitoring Program illustrates the difficulties in equating all residues to one type of Aroclor, such as 1254. In this illustration we can readily show that the expression of PCB from the Ohio, Mississippi, and Hudson drainage would certainly misrepresent the true distribution of PCB isomers if they were all stoichiometrically expressed as 1254. The best analogy I can offer to illustrate this is if we were to express all of the hardness or alkalinity of water as calcium carbonate, when indeed the actual chemical analysis indicated that most of the carbonates existed as magnesium carbonate.

This relationship has two dimensions. The first is that the lower Aroclor series are more highly biodegradable than are the higher series such as 1254 and 1260. A PCB residue in fish taken downstream following degradation would thus appear to be composed primarily of the 1254 or 1260 isomer. However, the toxicity and potential biological effect would be more serious with regard to the Aroclors 1232, 1242, and 1248, as noted in table 4. This was particularly evident in the 1970 cross-checks, in which we were finding that results of two other laboratories typically expressed PCB levels at concentrations of only 5 to 20 percent of that found in the sample by the more sophisticated procedures used by our Fish-Pesticide Research Laboratory (refs. 52,54,55,57,58).

Mallard and Black Duck Monitoring Program

White and Heath report that polychlorinated biphenyl residues were highest in the Atlantic flyways; the mean value of 1.36 ppm occurred in black duck in both 1969 and 1972 (ref. 64). Mallards from the same flyway averaged 1.24 and 1.29 ppm for samples taken in 1972 and 1969 respectively (figure 2 and table 5). These levels compared to mallard duck wings from the Mississippi flyway, where average values were found to be 0.66 and 0.44 ppm on a wet weight basis for the years 1972 and 1969. Both the Central and Pacific flyways had residues of approximately 0.1 ppm during 1972 and 0.2 ppm in 1969. The overall trend in the concentration of PCB would appear to be downward in the Central and Pacific flyways; however, this was significantly different at the $P < 0.05$ in the analysis of variance calculation. The increase in concentration observed in the Mississippi flyway and status quo for the Atlantic flyway have not been significantly changed over the same period of time (refs. 21,22,23,64). The recent studies by White and Kaiser (ref. 65) on the mortality of ruddy ducks in the Delaware system, however, did indicate the seriousness of PCB residues. They found Aroclor 1260 residues or the bioaccumulation of pentachloro and hexachloro biphenyl compounds that exceed the levels found in our National Monitoring Program by almost tenfold.

Starling Monitoring Program

PCB has been found in all of the starling samples taken in 1970, 1972, and 1974 (figure 3). The level of residues appears to be declining throughout this period; however, some areas continue to report exceedingly high concentrations—for example, in the Austin, Alabama,

GENP 005716

774366

Table 2. Stations with residues in at least one composite exceeding 0.5 mg/kg total PCB's, from an estimate based on Aroclor 1254 (asterisk and double asterisks denote residues in excess of 5.0 and 10.0 mg/kg, respectively)

River (location)	1970	1971	1972	1973
Atlantic Coastal Streams				
Penobscot R. (Old Town, ME) (Stillwater R.)			X	
Kennebec R. (Hinckley, ME)				
L. Champlain (Burlington, VT)	X	X	X	X
Merrimac R. (Lowell, MA)	X*	X**	X**	X**
Connecticut R. (Windsor Locks, CT)	X*	X**	X**	X*
Hudson R. (Poughkeepsie, NY)	X**	X**	X**	X**
Raritan R. (Highland Park, NJ)	X*	X	X*	X
Delaware R. (Camden, NJ)	X	X	X**	X**
Susquehanna R. (Conowingo, MD)	X	X	X	X
Potomac R. (Little Falls, MD)	X	X	X	X
James R. (Richmond, VA)	X	X		X
Roanoke R. (Roanoke Rapids, NC)	X	X	X	X
Cape Fear R. (Elizabethtown, NC)	X	X	X	
Pee Dee R. (Dongola, SC)	X		X	X
Cooper R. (Summerton, SC)	X		X	X
Savannah R. (Savannah, GA)	X		X	X
Altamaha R. (Doctortown, GA)	X		X	
St. Johns R. (Welaka, FL)	X	X		X
St. Lucie Canal (Indiantown, FL)	X			
Gulf Coastal Streams				
Suwanee R. (Old Town, FL)	X		X	
Apalachicola R. (Jim Woodruff Dam, FL)	X	X	X	X
Alabama R. (Chrysler, AL)	X	X	X*	X
Tombigbee R. (McIntosh, AL)	X	X		
Mississippi R. (Luling, LA)	X	X	X*	X
Brazos R. (Richmond, TX)	X	X	X	X
Colorado R. (Wharton, TX)	X	X	X	X
Nueces R. (Mathis, TX)				

774367

GENP005717

Table 2. (con.)

River (location)	1970	1971	1972	1973
Rio Grande (Brownsville, TX)				X*
Rio Grande (Elephant Butte, NM)	X	X	X	
Rio Grande (Alamosa, CO)	X*			X
Pecos R. (Red Bluff Lake, TX)	X		X	
Great Lakes Drainage				
Gennessee R. (Scotsville, NY)	X	X	X	X
St. Lawrence R. (Massena, NY)	X*	X*	X**	X
L. Ontario (Port Ontario, NY)	X	X**	X*	X*
L. Erie (Erie, PA)	X	X	X	
L. Huron (Bay Port, MI)	X	X*	X	X*
L. Mighigan (Sheboygan, WI)	X	X**	X*	X*
L. Superior (Bayfield, WI)	X	X	X	X
Mississippi River System				
Allegheny R. (Natrona, PA)	X**	X**	X**	X*
Kanawha R. (Winfield, WV)	X**	X	X**	X*
Wabash R. (New Harmony, IN)	X	X	X	X
Ohio R. (Marietta, OH)	X**	X**	X**	X**
Ohio R. (Cincinnati, OH)	X**	X**	X**	X**
Ohio R. (Metropolis, IL)	X	X*	X*	X
Cumberland R. (Clarksville, TN)	X	X	X**	X*
Tennessee R. (Savannah, TN)	X	X	X**	X*
Wisconsin R. (Woodman, WI)	X	X	X	X
Des Moines R. (Keosauqua, IA)	X	X	X	X
Illinois R. (Beardstown, IL)	X	X	X	X
Mississippi R. (Little Falls, MN)	X			
Mississippi R. (Guttenburg, IA)	X	X	X	X
Mississippi R. (Cape Girardeau, MO)	X	X	X	X
Mississippi R. (Memphis, TN)	X	X	X**	X**
Arkansas R. (Pine Bluff AR)	X	X		
Arkansas R. (Keystone Reservoir, OK)	X	X	X	
Arkansas R. (John Martin Reservoir, CO)				
Verdigris R. (Oologah, OK)	X			
Canadian R. (Eufaula, OK)	X			

GENP 005718

774368

Table 2. (con.)

River (location)	1970	1971	1972	1973
White R. (DeValls Bluff, AR)	X	X	X	
Yazoo R. (Redwood, MS)	X	X		
Red R. (Alexandria, LA)	X	X		X
Red R. (Lake Texoma, OK)				
Missouri R. (Hermann, MO)	X	X**	X*	X*
Missouri R. (Nebraska City, NE)	X	X	X	X
Missouri R. (Garrison Dam, ND)				
Missouri R. (Great Falls, MT)	X	X	X	X
Big Horn R. (Hardin, MT)	X		X	
Yellowstone R. (Sidney, MT)				
James R. (Olivet, SD)	X	X	X*	X
N. Platte R. (Lake McConaughy, NE)				
S. Platte R. (Brule, NE)		X	X	X
Platte R. (Louisville, NE)	X		X	X
Kansas R. (Bonner Springs, KS)	X	X	X	X
Hudson Bay Drainage				
Red R. (North) (Noyes, MN)	X	X	X	X
Colorado River System				
Green R. (Vernal, UT)				
Colorado R. (Imperial Reservoir, AZ)				
Colorado R. (Lake Havasu, AZ)				
Colorado R. (Lake Mead, NV)		X	X	
Colorado R. (Lake Powell, AZ)				
Gila R. (San Carlos Reservoir AZ)				
Interior Basins				
Truckee R. (Fernley, NV)	X	X	X	X
Utah L. (Provo, UT)		X		
Bear R. (Preston, ID)	X	X	X	X

774369

GENP 005719

Table 2. (con.)

River (location)	1970	1971	1972	1973
California Streams				
Sacramento R. (Sacramento, CA)	X	X	X*	X
San Joaquin R. (Los Banos, CA)	X		X	
Columbia River System				
Salmon R. (Riggins, ID)	X	X		
Snake R. (Hagermann, ID)	X	X	X	X
Snake R. (Lewiston, ID)	X	X	X	
Sanke R. (Ice Harbor, WA)	X	X	X	X
Yakima R. (Granger, WA)	X		X	
Williamette R. (Oregon City, OR)	X	X	X*	X
Columbia R. (Bonneville, OR)	X		X	X
Columbia R. (Pasco, WA)	X	X	X	X
Columbia R. (Grand Coulee, WA)	X	X	X	X
Pacific Coastal Streams				
Klamath R. (Hornbrook CA)				
Rogue R. (Gold Ray Dam, OR)	X	X	X	X*
Alaskan Streams				
Chena R. (Fairbanks, AK)	X	X	X*	X
Kenai R. (Soldatna, AK)				
Hawaiian Streams				
Waikele Stream (Waipahu, HI)	X	X	X	X
Manoa Stream (Honolulu, HI)			X	

GENP 005720

774370

Table 3. Environmental contaminants in fish (refs. 52, 53, 54, 55)

	Residue (μg/g whole body)[a]			
	1970	1971	1972	1973
Hudson, R., Poughkeepsie, N.Y.	213	93 76	61 118	104 69
Ohio R. Marietta, Ohio	122 38	77 -	16	7.5 6.0
Cincinnati, Ohio	133 66	156 -	20 43	45
Metropolis, Ill.				8.6
Lake Michigan Sheboygan, Wis.	7.8	53	2.6 4.9	11 4.4
Merrimac R. Lowell, Maine	98	45	8.8	8.5

[a]Each value represents analysis of single fish.

Table 4. Composition of PCB residues in selected fish. samples from the 1970 National Pesticide Residue Monitoring Program (ref. 54)

River	Location	Species	PCB residue as Aroclor type (μg/g whole body)				
			1232	1248	1254	1260	total
Ohio	Cincinnati, O.	Carp	10.2	75	42	6.0	133
Ohio	Cincinnati, O.	White crappie	15.9	17	27	5.6	66
Ohio	Marietta, O.	Channel catfish	38	23	11	4.9	77
Ohio	Marietta, O.	Channel catfish	15.6	5.2	12.6	4.6	38
Yazoo	Redwood, Miss.	Smallmouth buffalo	72	—	1.4	—	73
Hudson	Poughkeepsie, N.Y.	Goldfish	8.6	173	32	—	213
Allegheny	Natrona, Pa.	Walleye	—	5.2	25	4.6	35
Delaware	Camden, N.J.	White perch	—	8.0	6.8	3.9	19
Cape Fear	Elizabeth Town, N.C.	Gizzard shad	18.9	—	2.6	1.1	23
Lake Ontario	Port Ontario, N.Y.	White perch	12.9	—	4.6	1.2	19
Mississippi	Memphis, Tenn.	Drum	11.2	—	4.5	3.4	19
Merrimac	Lowell, Mass.	Yellow perch	13.8	75	6.1	3.2	98

774371

GENP 005721

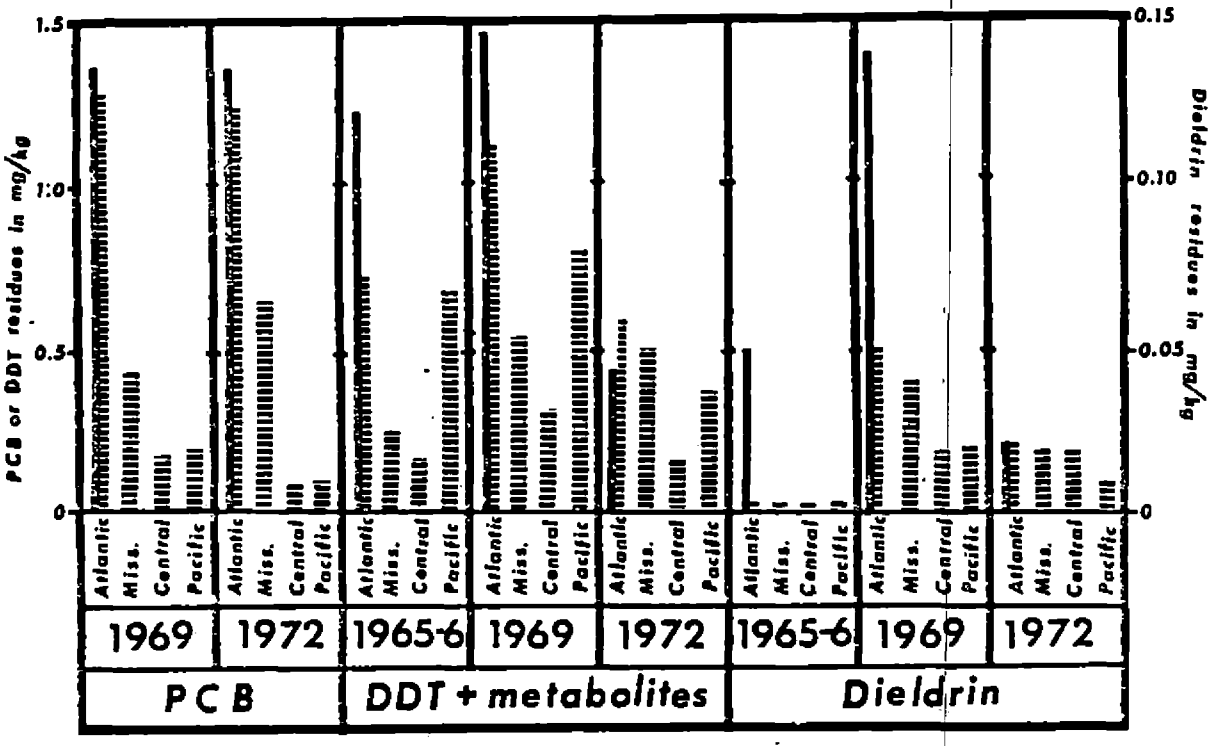

Figure 2. Trends of PCB and organochlorine pesticide residues measured in samples of duckwings from each flyway in the National Pesticide Monitoring Program: black duck (solid bar); mallard (broken bar).

station, the 1970 analysis showed 24.3 ppm in 1972 and 19.9 ppm and a 1.8 ppm concentration in 1974 (table 6). PCB's appear to be ubiquitous throughout the Nation and occur generally in a concentration of less than 5 ppm, with an arithmetic mean for 1970 of 0.65 ppm, for 1972 of 0.43 ppm, and for 1974 of 0.12 ppm on the wet weight basis (figure 4).

Related Investigative Monitoring Programs for Wildlife

The widespread occurence of PCB in ecosystems may be most serious to fish-eating species (refs. 5,10,13) and to the rates of bioaccumulation up the food chain (refs. 36,43,49). Special investigative monitoring activities of the U.S. Fish and Wildlife Service laboratories at Patuxent, Maryland, have been reported on the bald eagle relative to pesticides and PCB levels vs. autopsy and analysis (refs. 15,40,44). In endangered or threatened species, PCB residues may have serious effects on survival of young since some effects have been documented on certain behavioral patterns (refs. 35,36). Residues observed in the National Monitoring Program may pose a hazard to animals that have demonstrated particular sensitivity to PCB concentrations affecting organ function, behavior, growth, and/or reproduction (refs. 27,36,48,50,52).

ACKNOWLEDGMENTS

Special recognition is due the U.S. Fish and Wildlife Service Regional Pesticide Specialists and the cooperating State agencies and individuals for the collection of samples in the National Pesticide Monitoring Program. Dr. Donald H. White, Mr. David F. Walsh, and Dr. David L. Stalling deserve full credit and authorship for the tabulated materials used in this presentation. Chemical analyses were performed by WARF Institute, Inc., and the U.S. Fish and Wildlife Service Laboratories at Denver, Colorado, Columbia, Missouri, and Laurel, Maryland. Analytical methods development and quality control assurance were conducted by the Fish-Pesticide Research Laboratory. Management of the contracts, handling of data, and statistical analyses were the responsibility of the Patuxent Wildlife Research Center for duckwings, the Division of Technical Services for starlings and fish. The author shared responsibility for coordination of this program with Mssrs. Jerry Longcore, Donald Donahoo, Bernard Berger, Paul Nickerson, and Anthony Inglis for the period of time reporting these results.

GENP 005722

774372

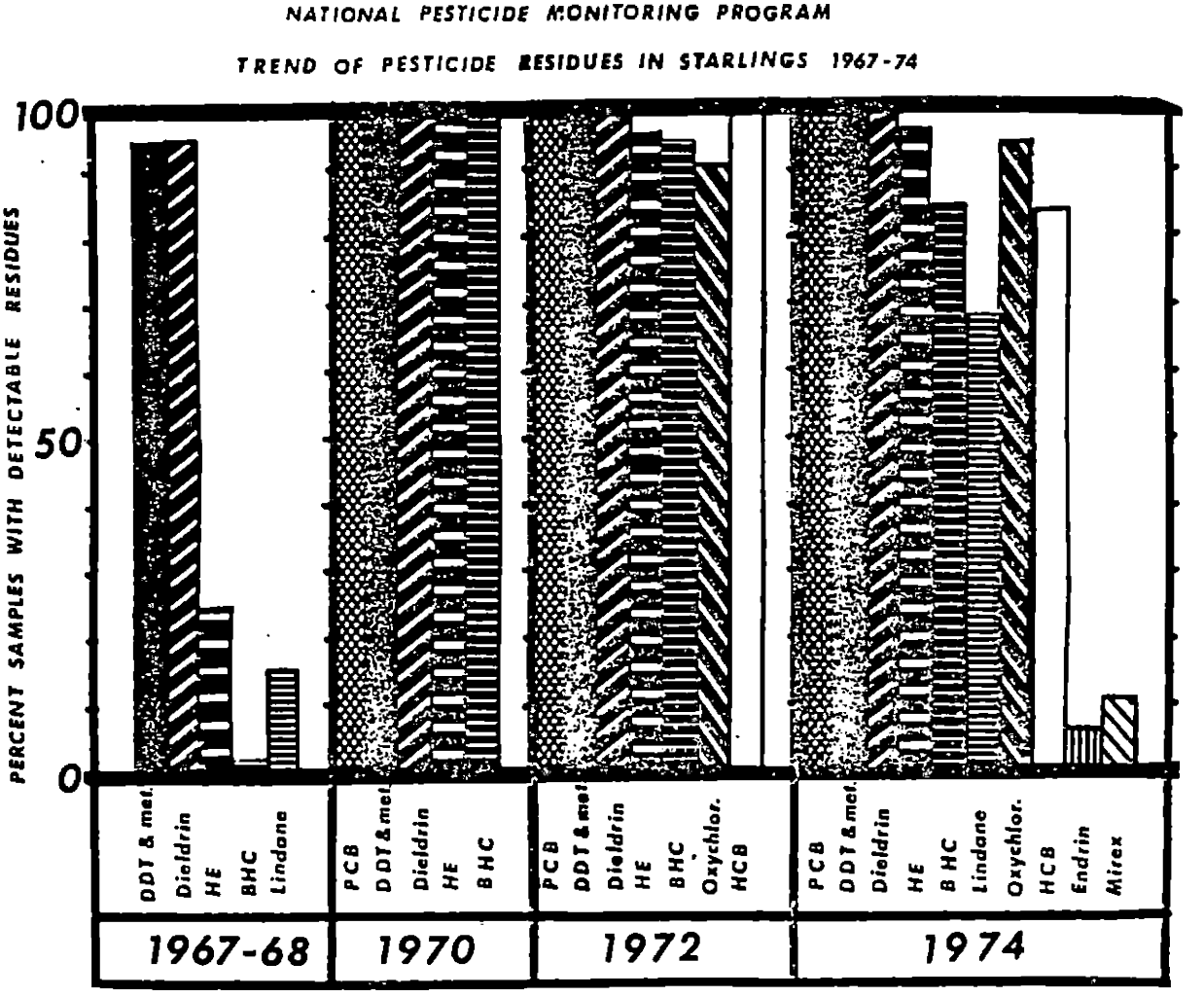

Figure 3. Percentage of starling samples containing PCB and organochlorine pesticides in the National Pesticide Monitoring Program.

774373

GENP 005723

Table 5. Mean residues of PCB in wing-pools by major flyway, 1972 and 1969

Species	Flyway	Year	No. of Pools	Residues (ppm wet weight) Mean	Std. Error
Black Duck	Atlantic	1972	44	1.36	0.149
		1969	42	1.37	0.161
Mallard	Atlantic	1972	21	1.24	0.230
		1969	19	1.29	0.457
Mallard	Mississippi	1972	61	0.66	0.303
		1969	51	0.44	0.061
Mallard	Central	1972	56	0.10[a]	0.013
		1969	49	0.20	0.039
Mallard	Pacific	1972	55	0.11[a]	0.009
		1969	51	0.20	0.014

[a]$P < 0.05$ (Analysis of variance).

Table 6. Means, ranges, and geometric mean PCB in starlings from each collecting period, 1967-68 through 1974

Year	No. of Pools	PCB[b] (ppm wet weight) $\bar{x} \pm$ S.E.	Range	Geom. $\bar{x}$
1967-68	360	-	-	-
1970	125	0.663 ± 0.196	0.09 - 24.30	0.358
1972	130	0.425 ± 0.153	0.037 - 19.90	0.215
1974***[a]	126	0.112 ± 0.016	0.006 - 1.88	0.068

[a]Mean residues for 1974 were significantly lower than for 1972:

*** = P<0.001.

[b]PCB were not analyzed in 1967-68.

774374

GENP 005724

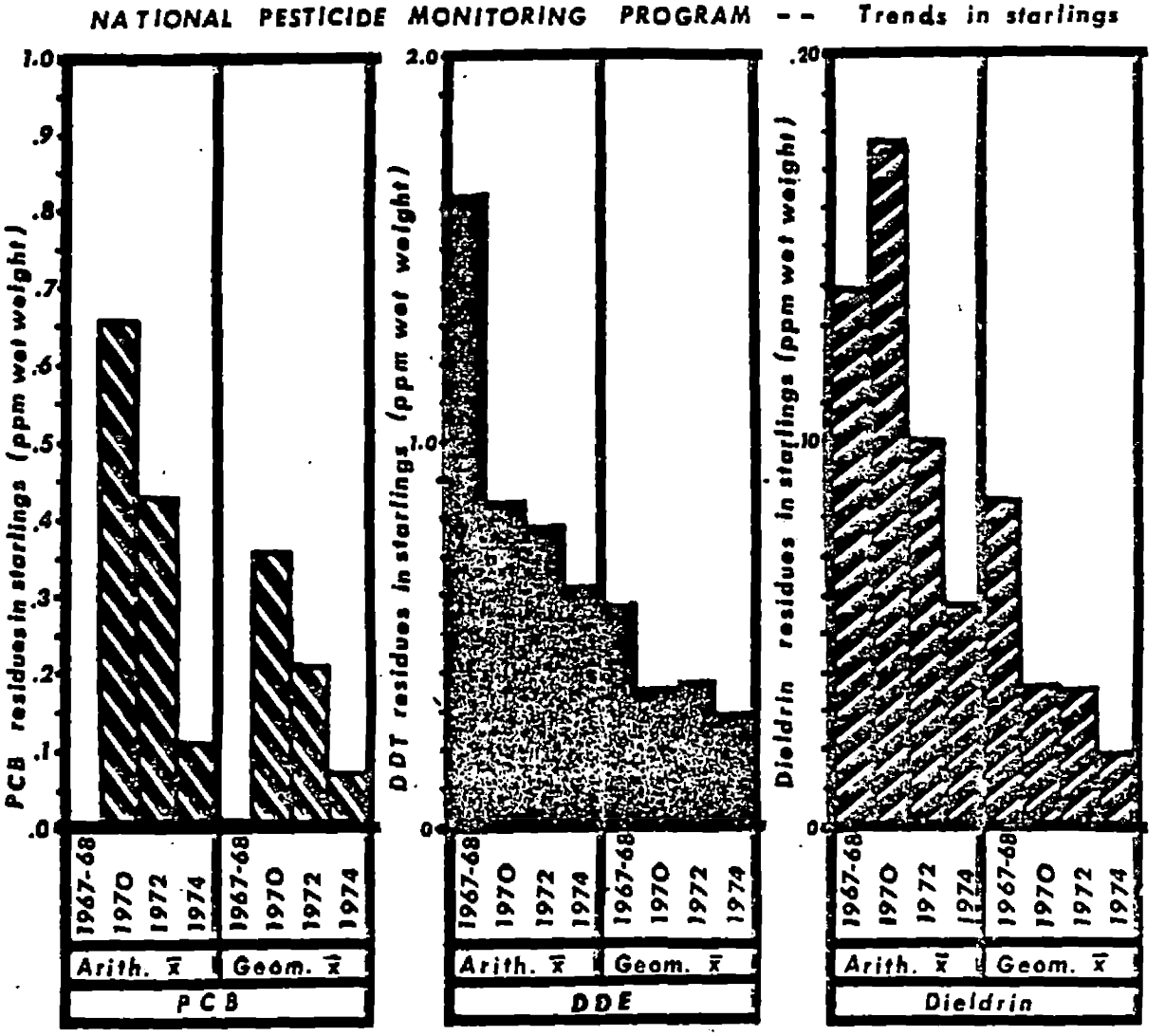

Figure 4. Trends of PCB and organochlorine pesticide residues measured in pooled samples of starlings taken in the National Pesticide Monitoring Program.

GENP.005725

774375

REFERENCES

1. B. Ahling and S. Jensen, "Reversed Liquid-Liquid Partition in Determination of Polychlorinated Biphenyl (PCB) and Chlorinated Pesticides in Water," *Anal. Chem.*, Vol. 42, No. 13 (1970), pp. 1483-1486.
2. J. A. Armour, "Quantitative Perchlorination of Polychlorinated Biphenyls as a Method for Confirmatory Measurement and Identification," *J. Assoc. Official Anal. Chem.*, Vol. 56, No. 4 (1973), pp. 987-993.
3. J. A. Armour and J. A. Burke, "Method for Separating Polychlorinated Biphenyls From DDT and Its Analogs," *J. Assoc. Official Anal. Chem.*, Vol. 53, No. 4 (1970), pp. 761-768.
4. J. A. Armour and J. A. Burke, "Behavior of Chlorinated Napthalenes in Analytical Methods for Organochlorine Pesticides and Polychlorinated Biphenyl," *J. Assoc. Official Anal. Chem.*, Vol. 54, No. 1 (1971), pp. 175-177.
5. S. Bailey and P. J. Bunyan, "Interpretation of Persistence and Effects of Polychlorinated Biphenyls in Birds," *Nature*, Vol. 236, No. 5340 (1972), pp. 34-36.
6. K. D. Bartle, "Identification of Polychlorinated Biphenyls by High Resolution Proton Magnetic Resonance," *J. Assoc. Official Anal. Chem.*, Vol. 55, No. 5, (1972), pp. 1101-1103.
7. O. W. Berg, P. L. Diosady, and G. A. V. Rees, "Column Chromatographic Separation of Polychlorinated Biphenyls From Chlorinated Hydrocarbon Pesticides, and Their Subsequent Gas Chromatographic Quantification in Terms of Derivatives," *Bull. Environ. Contam. Toxicol.*, Vol. 7, No. 6 (1972), pp. 338-347.
8. E. J. Bonelli, "Gas Chromatograph-Mass Spectrometer Techniques for Determination of Interferences in Pesticide Analysis," *Anal. Chem.*, Vol. 44, No. 3 (1972), pp. 603-606.
9. J. A. Burke, "Development of the Food and Drug Administration's Method of Analysis for Multiple Residues of Organochlorine Pesticides in Foods and Feeds," *Residue Rev.*, Vol. 34 (1971), pp. 59-90.
10. B. Bush, C. F. Tumasonis, and F. D. Baker, "Toxicity and Persistence of PCB Homologs and Isomers in the Avian System," *Archives of Environ. Contam. and Toxicol.*, Vol. 2, No. 3 (1971), pp. 195-212.
11. P. A. Butler, "Organochlorine Residues in Estuarine Mollusks, 1965-72," National Pesticide Monitoring Program, *Pesticides Monitoring J.*, Vol. 6, No. 4 (1973), pp. 236-362.
12. T. C. Carver, Pesticide Monitoring Panel, Federal Working Group on Pest Management, *A National Pesticide Program Overview*, International Conference on Environmental Sensing and Assessment, Las Vegas, Nev., 1975, p. 4, (memo).
13. R. R. Claeys, R. S. Caldwell, N. H. Cutshall, and R. Holton, "Chlorinated Pesticides and Polychlorinated Biphenyls in Marine Species, Oregon/Washington Coast, 1972," *Pesticides Monitoring J.*, Vol. 9, No. 1 (1975), pp. 2-10.
14. A. B. Crockett, G. B. Wiersma, H. Tai, W. G. Mitchell, P. F. Sand, and A. E. Carey, "Pesticide Residue Levels in Soils and Crops, FY-70 - National Soils Monitoring Program (II)," *Pesticides Monitoring J.*, Vol. 8, No. 2 (1974), pp. 69-97.
15. E. Cromartie, W. L. Reichel, L. N. Locke, A. A. Belisle, T. E. Kaiser, T. G. Lamont, B. M. Mulhern, R. M. Prouty, and D. M. Swineford, "Residues of Organochlorine Pesticides and Polychlorinated Biphenyls and Autopsy Data for Bald Eagles, 1971-72," *Pesticides Monitoring J.*, Vol. 9, No. 1 (1975), pp. 11-14.
16. J. W. Dolan, R. C. Hall, and T. M. Fodd, "Selective Detection of Chlorinated Insecticides in the Presence of Polychlorinated Biphenyls," *J. Assoc. Official Anal. Chem.*, Vol. 53, No. 3 (1972), pp. 537-538.
17. E. H. Dustman, W. E. Martin, R. G. Heath, and W. L. Reichel, "Monitoring Pesticides in Wildlife," *Pesticides Monitoring J.*, Vol. 2, No. 1 (1971), pp. 50-52.
18. R. Edwards, "Factors in the Separation of Polychlorinated Biphenyls From Organochlorine Pesticides by Column Chromatography Combined With Gas-Liquid Chromatography," *Pesticide Science*, Vol. 5, No. 3 (1974), pp. 293-304.
19. H. R. Fletz, W. T. Sayers, and H. P. Nicholson, "National Monitoring Program for the Assessment of Pesticide Residues in Water," *Pesticides Monitoring J.* Vol. 5, No. 1 (1971), pp. 54-62.
20. L. Fishbein, "Chromatographic and Biological Aspects of Polychlorinated Biphenyls," *J. Chromatography*, Vol. 68, No. 2 (1972), pp. 345-426.
21. R. G. Heath, "Nationwide Residues of Organochlorine Pesticides in Wings of Mallard and Black Ducks," *Pesticides Monitoring J.*, Vol. 3, No. 2 (1969), pp. 115-123.
22. R. G. Heath and S. A. Hill, "Nationwide Organochlorine and Mercury Residue in Wings of Adult Mallards and Black Ducks During the 1969-70 Hunting Season," *Pesticides Monitoring J.*, Vol. 7, No 3/4 (1974), pp. 153-164.
23. R. G. Heath and R. M. Prouty, "Trial Monitoring of Pesticides in Wings of Mallards and Black Ducks,"

GENP 005726

774376

Bull. Environ. Contam. Toxicol., Vol. 2, No. 2 (1967), pp. 101-110.

24. C. Henderson, A. Inglis, and W. L. Johnson, "Organochlorine Insecticide Residues in Fish-Fall, 1969," *National Pesticide Monitoring Program*, Vol. 5, No. 1 (1971), pp. 1-11.
25. C. Henderson, W. L. Johnson, and A. Inglis, "Organochlorine Insecticide Residues in Fish," *National Pesticide Monitoring Program*, Vol. 3, No. 3 (1969), pp. 145-171.
26. R. J. Hesselberg and J. L. Johnson, "Column Extraction of Pesticides From Fish, Fish Food, and Mud," *Bull. Environ. Contam. and Toxicol.*, Vol. 7, No. 2/3 (1972), pp. 115-120.
27. J. W. Hogan and J. L. Brauhn, "Abnormal Rainbow Trout Fry From Eggs Containing High Residues of a PCB (Aroclor 1242)," unpublished manuscript, 19..., p. 5.
28. J. N. Huckins, J. E. Swanson, and D. L. Stalling, "Perchlorination of Polychlorinated Biphenyls," *J. Assoc. Official Anal. Chem.*, Vol. 57, No. 2 (1974), pp. 416-417.
29. O. Hutzinger and W. D. Jamieson, "Identification of Polychlorinated Biphenyls and DDT in Mixtures by Mass Spectrometry," *Nature*, Vol. 225, No. 5246 (1970), p. 664.
30. A. Inglis, C. Henderson, and W. L. Johnson, "Expanded Program for Pesticide Monitoring of Fish," *Pesticides Monitoring J.*, Vol. 5, No. 1 (1971), pp. 47-49.
31. S. Jensen, "A New Chemical Hazard," *New Sci.*, Vol. 32 (1966), p. 612.
32. S. Jensen, "Chlorinated Hydrocarbon in Fauna and Flora," *Grundfoerbattring*, Vol. 23, Special-nummer 5 (1970), pp. 81-84.
33. S. Jensen, A. G. Johnels, M. Olssem, and G. Otterlind, "DDT and PCB in Marine Animals From Swedish Waters," *Nature*, Vol. 224 (1969), pp. 247-250.
34. R. E. Johnson, T. C. Carver, and E. H. Dustman, "Residues in Fish, Wildlife, and Estuaries," *Pesticides Monitoring J.*, Vol. 1, No. 1 (1967), pp. 7-13.
35. J. R. Longcore and B. M. Mulhern, "Organochlorine Pesticides and Polychlorinated Biphenyls in Black Duck Eggs From United States and Canada - 1971," *Pesticides Monitoring J.*, Vol. 7, No. 1 (1973), pp. 62-66.
36. F. L. Mayer, P. M. Mehrle, and H. O. Sanders, "Residue Dynamics and Biological Effects of PCB's in Aquatic Organisms," *Archives of Environ. Contam. and Toxicol.*, manuscript, 21 p., (in press).
37. Monitoring Panel, FWGPM, "Criteria for Defining Pesticide Levels to be Considered an Alert to Potential Problems," *Pesticides Monitoring J.*, Vol. 5, No. 1 (1971), p. 36.
38. Monitoring Panel, FWGPM, "Guidelines on Sampling and Statistical Methodologies for Ambient Pesticide Monitoring," Federal Working Group on Pest Management, Washington, D.C., 1974, 60 pp.
39. Monitoring Panel, FWGPM, "Catalog of Federal Pesticide Monitoring Activities in Effect July 1973," Federal Working Group on Pest Management, Washington, D.C., 1975, 450 pp.
40. B. M. Mulhern, W. L. Reichel, L. N. Locke, T. G. Lamont, A. A. Belisle, E. Cromartie, G. E. Bagley, and R. M. Prouty, "Organochlorine Residues and Autopsy Data for Bald Eagles, 1969 and 1970," *Pesticide Monitoring J.*, Vol. 6, No. 3 (1970), pp. 133-138.
41. P. R. Nickerson and K. R. Barbehenn, "Organochlorine Residues in Starlings, 1972," *Pesticides Monitoring J.*, Vol. 8, No. 4 (1975), pp. 247-254.
42. P. R. Nickerson and K. R. Barbehenn, "DDT Residues in Starlings, 1974," brief, *Pesticides Monitoring J.* Vol. 9, No. 1 (1975), p. 1.
43. Ian C. T. Nisbet and Adel F. Sarofim, "Rates and Routes of Transport of PCB's in the Environment," *Environmental Health Perspectives*, Exp. Issue No. 1, DHEW, Nat. Inst. Environ. Health Sci., 1972, pp. 21-33.
44. W. L. Reichel, E. Cromartie, T. G. Lamont, B. M. Mulhern, and R. M. Prouty, "Pesticide Residues in Eagles," *Pesticides Monitoring J.*, Vol. 3, No. 3, (1969), pp. 142-144.
45. L. M. Reynolds, "Polychlorinated Biphenyls (PCB's) and Their Interference With Pesticide Residue Analysis," *Bull. Environ. Contam. and Toxicol.*, Vol. 4 (1969), pp. 128-143.
46. L. M. Reynolds, "Pesticide Residue Analysis in the Presence of Polychlorinated Biphenyls (PCB's)" in "Residues of Pesticides and Other Foreign Chemicals in Foods and Feeds," *Residue Reviews*, F. A. Gunther and J. D. Gunther, eds., Vol. 34 (1971), pp. 27-57.
47. A. Richardson, J. Robinson, A. N. Crabtree, and M. K. Baldwin, "Residues of Polychlorinated Biphenyls in Biological Samples," *Pesticides Monitoring J.*, Vol. 4, No. 4 (1971), pp. 169-176.
48. R. K. Ringer, R. J. Aulerich, and M. Zabik, "Effect of Dietary Polychlorinated Biphenyls on Growth and Reproduction of Mink," *Amer. Chem. Soc. Air,*

774377

Water, and Waste, New York, N.Y., 1972, pp. 149-154.
49. R. W. Risebrough and B. deLappe, "Accumulation of Polychlorinated Biphenyls in Ecosystems," *Environmental Health Perspectives*, No. 1, DHEW, Nat. Inst. of Environ. Health Sci., 1972, pp. 159-164.
50. R. W. Riseborough, P. Rieche, D. B. Peakall, S. G. Herman, and M. N. Kirven, "Polychlorinated Biphenyls in the Global Ecosystem," *Nature*, Vol. 220 (1968), pp. 1098-1102.
51. S. Safe and O. Hutzinger, "The Mass Spectra of Polychlorinated Biphenyls," *J. Chem. Soc.* Vol. 5 (1972), pp. 689-691.
52. D. L. Stalling and J. N. Huckins, "Gas-Liquid Chromatography-Mass Spectrometry Characterization of Polychlorinated Biphenyls (Aroclors) and ^{36}Cl-Labeling of Aroclors 1248 and 1254," *J. Assoc. Official Anal. Chem.*, Vol. 54, No. 4 (1971), pp. 801-807.
53. D. L. Stalling and J. N. Huckins, "Reverse Phase Thin Layer Chromatography of Some Aroclors, Halowaxes and Pesticides," *J. Assoc. Official Anal. Chem.*, Vol. 56, No. 2 (1973), pp. 367-372.
54. D. L. Stalling and F. L. Mayer, "Toxicities of PCB's to Fish and Environmental Residues," *Environmental Health Perspectives*, No. 1, DHEW, 1972, pp. 159-164.
55. D. L. Stalling, R. C. Tindle, and J. L. Johnson, "Cleanup of Pesticide and Polychlorinated Biphenyl Residues in Fish Extracts by Gel Permeation Chromatography," *J. Assoc. Official Anal. Chem.*, Vol. 55, No. 1 (1972), pp. 32-38.
56. R. C. Tindle, "Purification Procedure for Low Polarity Solvents," *J. Agric. Food Chem.*, Vol. 17, No. 4 (1969), pp. 900-901.
57. R. C. Tindle, "Handbook of Procedures for Pesticide Analysis," U.S.D.I. Bur. Sport Fish. and Wildlife, Technical Paper No. 65, 1972, 88 pp.
58. R. C. Tindle and D. L. Stalling, "Apparatus for Automated Gel Permeation Cleanup for Pesticide Residue Analysis," *Anal. Chem.*, Vol. 44, No. 11 (1972), pp. 1768-1773.
59. W. J. Trotter, "Removing the Interference of DDT and Its Analogs in the Analysis for Residues of Polychlorinated Biphenyls," *J. Assoc. Official Anal. Chem.*, Vol. 58, No. 3 (1975), pp. 461-465.
60. G. D. Veith, "Baseline Concentrations of Polychlorinated Biphenyls and DDT in Lake Michigan Fish, 1971," *Pesticides Monitoring J.*, Vol. 9, No. 1 (1975), pp. 21-29.
61. D. F. Walsh, "Organochlorine and Heavy Metals Detected in Fish - A Partial Review of the FWS Contribution to the National Pesticide Monitoring Program, 1967-1973," USFWS administrative report, Atlanta, Ga., 1975, 35 pp.
62. H. Weingarten, D. W. Ross, J. M. Schlater, and G. Wheller, Jr., "Gas Chromatographaphic Analysis of Chlorinated Biphenyls," *Anal. Chem. Acta.*, Vol. 26 (1962), pp. 391-394.
63. D. H. White, "Nationwide Residues of Organochlorines in Starlings, 1974," *Pesticides Monitoring J.*, (in press).
64. D. H. White and R. G. Heath, "Nationwide Residues of Organochlorines in Wings of Adult Mallards and Black Ducks," *Pesticides Monitoring J.*, (in press).
65. D. H. White and T. E. Kaiser, "Residues of Organochlorines and Heavy Metals in Ruddy Ducks From the Delaware River, 1973," brief, *Pesticides Monitoring J.*, (in press).
66. G. Widmark, "Possible Interference by Chlorinated Biphenyls," *J. Assoc. Official Anal. Chem.*, Vol. 50, No. 5 (1967), p. 1069.
67. G. B. Widmark, H. Tai, and P. F. Sand, "Pesticide Residue Levels in Soil," FY-1969-National Soils Monitoring Program, *Pesticides Monitoring J.*, Vol 6, No. 3 (1972), pp. 194-201.
68. G. B. Wiersma, P. F. Sand, and E. L. Cox, "A Sampling Design to Determine Pesticide Residue Levels in Soil of the Conterminous United States," *Pesticides Monitoring J.*, Vol. 5, No. 1 (1971), pp. 63-66.
69. W. A. Willford, "Contaminants in Upper Great Lakes Fishes," Great Lakes Fishery Commission Meeting, Milwaukee, Wis., March 25-26, 1975, Appendix V, 1975, pp. 31-39.

GENP 005728

774378

TRENDS OF POLYCHLORINATED BIPHENYLS IN THREE LAKE MICHIGAN FISHES

Wayne A. Willford,* Robert J. Hesselberg,† and Lawrence W. Nicholson†

Abstract

*Concentrations of polychlorinated biphenyls (PCB's) were determined from 1972 through 1974 in three species of fish collected in the fall from eastern Lake Michigan. Mean concentrations in whole fish ranged in different years from 5.24 to 5.66 ppm in bloaters (*Coregonus hoyi*), 10.4 to 12.2 ppm in coho salmon (*Oncorhynchus kisutch*), and 12.9 to 22.9 ppm in lake trout (*Salvelinus namaycush*). There was no evidence of a decline in average PCB residues in the fish sampled after the introduction in 1970-71 of voluntary controls on the sale of PCB's in the United States.*

INTRODUCTION

Past investigations have shown that substantial levels of polychlorinated biphenyls (PCB's) were present in fish from the open waters of Lake Michigan during the late 1960's. Veith and Lee (ref. 1) reported residues of Aroclor 1254 ranging from 14 to 25 ppm in three coho salmon (*Oncorhynchus kisutch*) and 6 to 25 ppm in eight rainbow trout (*Salmo gairdneri*) collected from western Lake Michigan during the spring of 1969. Stalling and Mayer (ref. 2) reported a PCB concentration (sum of Aroclors 1248 and 1254) of 13 ppm in a single coho salmon collected from eastern Lake Michigan during the fall of 1969. Extensive collections and analyses of fish from Lake Michigan in 1971 confirmed the approximate levels of PCB contamination found in 1969, and further demonstrated that residues in excess of 5.0 ppm were common in several species of fish (refs. 3,4).

Because of the potential effects of PCB's on fish and consumers of fish, the Great Lakes Fishery Laboratory in 1972 incorporated analysis of PCB's with its routine program of pesticide analysis in Lake Michigan fishes. The program is designed to permit the accurate determination and statistical evaluation of contaminant levels and trends with time in fish from Lake Michigan. Particular emphasis is placed on the yearly evaluation of contaminants in samples of bloaters (*Coregonus hoyi*) that are similar in terms of fish size, location of catch, and time of year sampled. Bloaters are particularly useful for contaminant evaluation for several reasons: they represent an important commercial species that concentrates pesticides and PCB's; they reflect local conditions because they are essentially nonmigratory; and they are generally easy to catch in adequate numbers. Lake trout (*Salvelinus namaycush*) and coho salmon are also sampled annually because of their current importance as sport fishes and their role in salmonid restoration programs. In addition, the analysis of lake trout provides an estimate of contaminant levels in a long-lived predatory species from the same geographic location as the bloaters; and coho salmon serve as potential indicators of lakewide contaminant trends because of their extensive migrations.

This report presents the trends of average PCB concentrations in Lake Michigan bloaters, lake trout, and coho salmon in 1972-74. The data provide a basis for determining the effectiveness of past efforts to reduce the contribution of PCB's to the Lake Michigan environment, as evidenced by the level of contamination in the fisheries. Voluntary restrictions on PCB sales in the United States were introduced in 1970-71.

FISH SAMPLING PROCEDURES

Bloaters (240-280 mm total length) and lake trout (500-700 mm) were collected by gill net each fall (September-October) in southeastern Lake Michigan, off Saugatuck, Michigan. Coho salmon (600-750 mm) were collected in east-central Lake Michigan near Ludington, Michigan, in 1972, near the entry to Portage Lake in 1973, and from the lower weir on the Platte River in 1974.

All fish were placed in plastic bags previously determined to be free of pesticides and PCB's. The packaged fish were frozen whole or packed in ice, transported to the Great Lakes Fishery Laboratory, and stored at approximately -30° C. Before analysis, the bloaters were measured and weighed, sorted according to sex and length, grouped into 10-fish composite samples, and homogenized (whole fish) by repeatedly passing them through a meat grinder. A portion of the sample was then further homogenized in a food blender. Individual lake trout and coho salmon were measured, weighed, sexed, and the whole fish similarly homogenized.

*Chief, Section of Physiology and Contaminant Chemistry, U.S. Fish and Wildlife Service, Great Lakes Fishery Laboratory, Ann Arbor, Michigan.

†Research Chemists, U.S. Fish and Wildlife Service, Great Lakes Fishery Laboratory, Ann Arbor, Michigan.

774379

GENP 005729

ANALYTICAL PROCEDURES

Ten grams of homogenized fish were mixed with anhydrous sodium sulfate and extracted by the method of Hesselberg and Johnson (ref. 5). Lipids were removed from the extract by gel permeation chromatography in an automated system similar to that described by Stalling et al. (ref. 6), after which the pesticides and PCB's were separated on either silicic acid without Celite 545 (ref. 7) or on silica gel (ref. 8). The PCB's were quantitated on a gas chromatograph equipped with electron-capture detectors (^{63}Ni, 8μc) and a 5-ft x 1/8-in. ID glass column packed with 1.5 percent OV-101 on 80-100 mesh glass beads or Chromosorb W. Recoveries of PCB's from fortified samples of fish tissue average 88 percent by the described method. We performed confirmatory analyses on each sample using a second, 10-g portion of tissue saponified in alcoholic potassium hydroxide (ref. 9).

Results were calculated by summing the heights of all peaks on the chromatogram attributable to PCB's, and comparing them with the sum of peak heights obtained from analytical standards composed of Aroclors 1248, 1254, and 1260 (1:1:1). No corrections were made for losses incurred during analysis or the presence of PCB's in blanks. All results are reported as total PCB's in wet weight of tissue.

TRENDS OF PCB's

Mean concentrations of total PCB's during 1972-74 ranged from 5.24 to 5.66 ppm in bloaters, 10.4 to 12.2 ppm in coho salmon, and 12.9 to 22.9 ppm in lake trout (table 1). A plot of mean PCB concentrations in bloaters versus year of collection (figure 1) suggests no change in PCB's during the 3 years of sampling. Statistical analysis involving Student's t test (ref. 10) and the annual samples representing 110 to 160 fish showed that minor differences between mean PCB concentrations for the three sample dates were not significant. We therefore conclude that mean PCB concentrations have remained essentially unchanged since 1972 in large, adult bloaters off Saugatuck, Michigan.

A plot of mean PCB concentrations in coho salmon from 1972 to 1974 also fails to show any definite change pattern (figure 2). The mean concentrations of PCB's in these fish appear to have varied randomly between 10.4 and 12.2 ppm. Statistical analyses show that the decline between 1973 and 1974 is highly significant ($P > 0.01$) but that the 1972 samples do not differ significantly from either the 1973 or 1974 samples. Thus despite the evidence of significant variation among the three sample groups, there is no statistical evidence of a

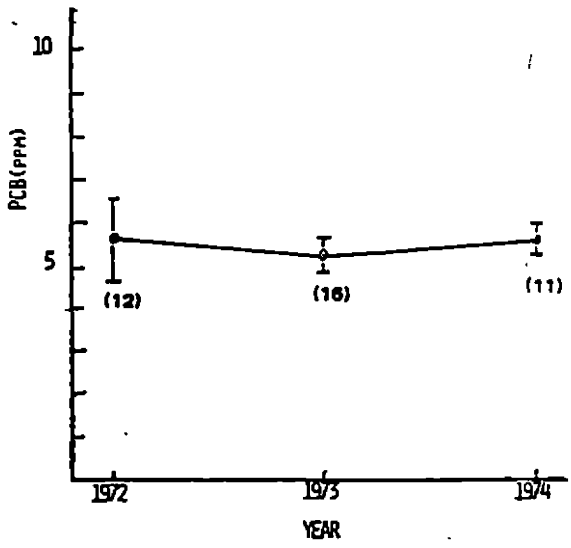

Figure 1. Trends of PCB's in Lake Michigan bloaters off Saugatuck, Michigan. Mean concentrations in whole fish (wet weight) with 95 percent confidence intervals (vertical lines). Number of 10-fish composites shown in parentheses.

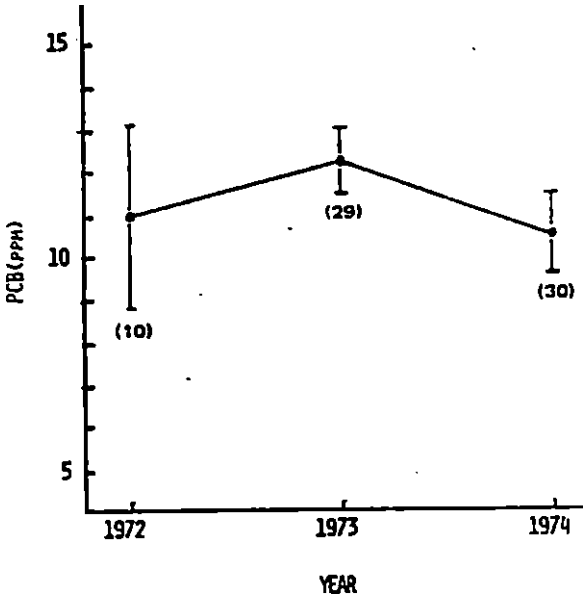

Figure 2. Trends of PCB's in coho salmon from eastern Lake Michigan. Mean concentrations in whole fish (wet weight) with 95 percent confidence in intervals (vertical lines). Number of fish in parentheses.

GENP 005730

774380

Table 1. Concentrations of PCB's in fall collections of Lake Michigan bloaters and lake trout taken off Saugatuck, Michigan, and coho salmon from between Ludington, Michigan, and the Platte River

Species and Year	Date collected	Number of fish	Mean length (mm)	Mean weight (g)	Mean lipid (percent)	Range of total PCB's (ppm)	Mean total PCB's (ppm)[a]
Bloater							
1972	10/19	120(12)[b]	255	177	21.6	3.12-8.17	5.66(0.95)
1973	9/27	160(16)[b]	250	165	20.0	4.20-6.33	5.24(0.37)
1974	10/9	110(11)[b]	257	175	21.6	4.83-6.22	5.57(0.31)
Coho salmon							
1972	9/19	10	693	4,156	7.3	4.93-15.4	10.9(2.1)
1973	9/21	29	620	2,967	6.0	8.24-16.6	12.2(0.8)
1974	10/1	30	665	3,148	5.4	6.99-16.3	10.4(0.9)
Lake trout							
1972	9/28	9	648	2,576	18.5	3.53-25.3	12.9(4.8)
1973	9/19	30	602	2,353	16.0	9.36-30.6	18.9(2.1)
1974	10/9	30	616	2,514	16.5	7.05-47.4	22.9(3.7)

[a]Concentrations in whole fish, wet weight, with 95 percent confidence interval in parentheses.

[b]Number of composite samples, 10 fish/sample, given in parentheses.

general increase or decrease during 1972-74 in mean PCB concentrations in coho salmon from eastern Lake Michigan.

Mean concentrations of PCB's in lake trout collected off Saugatuck, Michigan, appear to have increased from 1972 to 1974 (figure 3). Although statistical analyses show no significant differences between consecutive years, the increase between 1972 and 1974 is highly significant ($P > 0.005$). Because of the comparatively small number of lake trout collected in 1972 (9 fish) and the high variability in PCB residues generally encountered between individual lake trout (table 1), the level of confidence in the results is low and interpretation of the apparent trend must be approached with considerable caution. Although PCB's appear to have increased in lake trout, there is no evidence of an upward trend of residues in bloaters (which represent the most reliable indicator of trends) or coho salmon; consequently additional sampling will be required to determine if the apparent upward trend of PCB's in lake trout is real. We can safely conclude, however, that mean PCB concentrations have not declined in lake trout taken off Saugatuck, Michigan.

TRENDS OF OTHER CHLORINATED HYDROCARBONS

Mean concentrations of DDT and its metabolites (total DDT) in the same samples of Lake Michigan fishes employed for the PCB study declined 69, 48, and 26 percent respectively in bloaters, coho salmon, and in lake trout during the period 1972-74 (ref. 11). Total DDT residues in fish decreased significantly within 1 year after the ban (1969-70) on the use of DDT in the

774381

GENP 005731

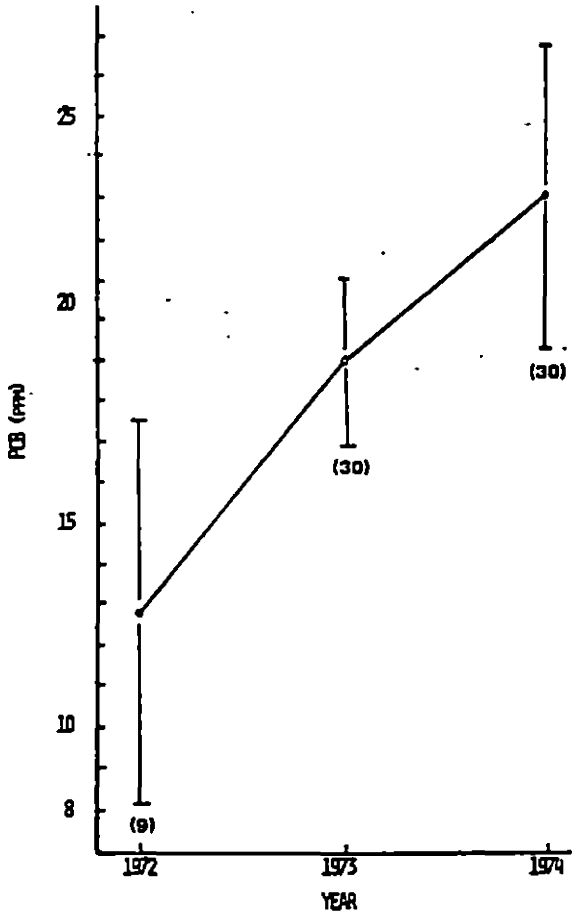

Figure 3. Trends of PCB's in Lake Michigan Lake trout off Saugatuck, Michigan. Mean concentrations in whole fish (wet weight) with 95 percent confidence intervals (vertical lines). Number of fish in parentheses.

States bordering Lake Michigan. During 1970-74, mean concentrations of total DDT dropped 87, 73, and 56 percent in bloaters, coho salmon, and lake trout respectively.

Mean concentrations of dieldrin in the same fish samples showed no definite trend from 1970 to 74 (ref. 11). The lack of change is probably due to the common use of dieldrin during the early 1970's. The rapid reduction of DDT residues in Lake Michigan fishes and the lower bioaccumulation characteristics of dieldrin lead us to believe that the recent ban (1974) on the manufacture and use of aldrin and dieldrin will result in a rapid decline of dieldrin residues in Lake Michigan fishes.

SUMMARY AND CONCLUSIONS

Mean concentrations of PCB's in Lake Michigan bloaters collected off Saugatuck, Michigan, have remained essentially unchanged since yearly analyses were initiated in 1972. Similarly, PCB residues in coho salmon from eastern Lake Michigan show no definite pattern of change. Residues of PCB's in lake trout collected off Saugatuck, Michigan, are highly variable and indicate a possible, but unconfirmed, upward trend in mean PCB concentrations. Thus, voluntary restrictions in 1970-71 on the sale of PCB's ithe United States have not led to a decrease in PCB concentrations in the Lake Michigan fishes sampled.

REFERENCES

1. Gilman D. Veith and G. Fred Lee, "PCB's in Fish from the Milwaukee River," *Proceedings of the Fourteenth Conference on Great Lakes Research*, April 1971, pp. 157-169.
2. David L. Stalling and Foster Lee Mayer, Jr., "Toxicities of PCB's to Fish and Environmental Residues," *Environmental Health Perspectives*, Vol. 1 (April 1972), pp. 159-164.
3. Great Lakes Fishery Laboratory, *Progress in Sport Fishery Research — 1971*, Resource Publication 121, U.S. Bureau of Sport Fisheries and Wildlife, Washington, D.C., 1973, pp. 86-120.
4. Gilman D. Veith, "Baseline Concentrations of Polychlorinated Biphenyls and DDT in Lake Michigan Fish, 1971," *Pesticides Monitoring Journal*, Vol. 9, No. 1 (June 1975), pp. 21-29.
5. R. J. Hesselberg and J. L. Johnson, "Column Extraction of Pesticides from Fish, Fish Food and Mud," *Bulletin of Environmental Contamination and Toxicology*, Vol. 7, No. 2/3 (1972), pp. 115-120.
6. David L. Stalling, Roger C. Tindle, and James L. Johnson, "Cleanup of Pesticide and Polychlorinated Biphenyl Residues in Fish Extracts by Gel Permeation Chromatography," *Journal of the Association of Official Analytical Chemists*, Vol. 55, No. 1 (1972), pp. 32-38.
7. J. A. Armour and J. A. Burke, "Method for Separating PCB's from DDT and Its Analogs," *Journal of the Association of Official Analytical Chemists*, Vol. 53, No. 4 (1970), pp. 761-768.
8. Diane Snyder and Robert Reinert, "Rapid Separation of Polychlorinated Biphenyls from DDT and its Analogues on Silica Gel," *Bulletin of Environmental Contamination and Toxicology*, Vol. 6, No. 5 (1971), pp. 385-390.

GENP 005732

774382

9. Robert E. Reinert, "Pesticide Concentrations in Great Lakes Fish," *Pesticides Monitoring Journal*, Vol. 3, No. 4 (1970), pp. 233-240.
10. George W. Snedecor, *Statistical Methods*, Iowa State University Press, Ames, Iowa, 1957.
11. Wayne A. Willford, "Contaminants in Upper Great Lakes Fishes," report presented at the Upper Great Lakes Committee Meetings of the Great Lakes Fishery Commission, Milwaukee, Wisconsin, March 25-26, 1975, 9 p.

GENP 005733

774383

A NOTE ON POLYCHLORINATED BIPHENYLS IN AIR

Frederick W. Kutz, Ph.D.* and Henry S. C. Yang

Abstract

Samples of ambient air were collected using an ethylene-glycol impinger sampler, and analyzed for selected pesticides and polychlorinated biphenyls in suburban locations in Florida, Mississippi, and Colorado. Preliminary results for samples taken in April, May, and June of 1975 show that PCB's were present at all locations.

Samples of ambient air were collected and analyzed for selected pesticides and polychlorinated biphenyls. Suburban locations in Miami, Florida, Jackson, Mississippi, and Fort Collins, Colorado, were sampled using an ethylene-glycol impinger sampler essentially the same as reported by Enos et al. (ref. 1) except that an improvement of air flow rate was made. The air flow rate was maximized and calibrated at ca. 30 l/min. Each sampler was operated for a 24-hour period to collect one sample. The analyses of samples were done by extraction with hexane followed by cleanup with fluorsil column chromatography, using a mixture of diethyl ether and petroleum ether for elution; the fraction containing the polychlorinated biphenyls and some organochlorine pesticides underwent further separation by silicic acid column chromatography. Quantitation of the polychlorinated biphenyls was done by summation of major peaks employing the dual-column gas chromatography with electron capture detector.

Preliminary results for samples taken in April, May, and June of 1975 show that PCB's were present at all locations. Although the data varied, the average concentration at each of the three locations was approximately 100 nanograms per cubic meter. The presence of polychlorinated biphenyls in ambient air samples taken in Miami and Jackson has been confirmed by combined gas chromatography-mass spectrometry. Initial identification of the polychlorinated biphenyls indicates that they were most comparable to the Aroclor 1254 standard.

In July the number of sampling sites was expanded to five with the addition of Lafayette, Indiana, and Harrisburg, Pennsylvania. Results from all sites should be available in the near future.

*Project Officer, National Human Monitoring Program for Pesticides, Ecological Monitoring Branch, Office of Pesticide Programs, Environmental Protection Agency, Washington, D.C.

REFERENCE

1. H. F. Enos, J. F. Thompson, J. B. Mann, and R. F. Moseman, "Determination of Pesticide Residues in Air," (022-Pesticide Chemistry), Division of Pesticide Chemistry, *163rd Meeting Proceedings*, American Chemical Society, Boston, Massachusetts, April 1972.

GENP 005734

774384

POLYCHLORINATED BIPHENYLS IN THE SURFACE WATERS AND BOTTOM SEDIMENTS OF THE MAJOR DRAINAGE BASINS OF THE UNITED STATES

D. Steve Dennis, Ph.D*

Abstract

Data gathered from monitoring activities indicate the widespread occurrence of PCB's in surface waters and bottom sediments of the major drainage basins of the United States. A preliminary assessment of PCB levels shows median residue levels of the positive detections for the years 1971 to 1974 ranging between 0.1 to 3.0 µg/l for unfiltered water samples and from 1.2 to 160.0 µg/kg for bottom sediments. The highest levels were found in basins east of the Mississippi and bottom sediments may contain concentrations of PCB's many times higher than those in the overlying water.

INTRODUCTION

Within the past few years, particularly in the past year, polychlorinated biphenyls (PCB's) have been identified as a major contaminant of natural waters. PCB's in the hydrologic environment can originate from several sources including: (1) runoff from sewage sludges disposed of on land, (2) discharge of industrial and municipal wastes (this includes treated as well as untreated wastes), (3) accidental spills or improper waste disposal practices, and (4) formerly as ingredients of pesticides or as carriers for pesticides. Probably the largest amount of PCB's in the environment results from industrial and municipal discharges to inland and coastal waters (refs. 1–5).

Although much attention has been focused on estimating levels of PCB's in aquatic organisms, and the potential hazards involved, few data are available on the occurrence of PCB's in water and bottom sediments. The U.S. Department of Interior's Geological Survey and the U.S. Environmental Protection Agency's (EPA) Office of Pesticide Programs, Technical Services Division, through their National Water Monitoring Program for Pesticide Residues and various water-resource-assessment projects, are accumulating data which permit a preliminary assessment of PCB contamination of the Nation's drainage basins. The data presented here were gathered by the Geological Survey. They show the occurrence of PCB's (PCB mixtures predominately resemble Aroclor 1254) in whole water samples (i.e., water samples which are unfiltered) and in bottom sediments in the 17 major drainage basins of the United States and Puerto Rico (figure 1) for the years 1971 to 1974. All data were obtained from STORET, which is EPA's computerized information system that draws on both State and Federal agencies for parametric data relating to water quality.

Although there is not a nationwide program specifically designed to assess PCB levels in the aquatic environment, the present Geological Survey and EPA water monitoring programs are expanding and gradually increasing to more adequately determine PCB levels in the surface waters of the United States. These programs are also being designed to determine both national and regional trends in the concentration of PCB's.

METHODS AND PROCEDURES

Water samples were collected either by depth integration at the center of flow or by the equal-transit-rate method. In the latter method a standard suspended-sediment sampler, such as the US D-49 suspended-sediment sampler, was used to collect a velocity- and discharge-weighted sample. Samples were taken at a number of equally spaced verticals across a stream, depending on stream width (usually three sites were sampled across a stream). The transit rate of movement of the sampler from the water surface to the stream bed and back to the surface was the same at all verticals. Samples collected at each vertical were composited into a single sample intended to represent the entire flow across the stream.

Bottom sediments were sampled by collecting a series of cores across the stream bed using piston type or US BMH-60 or US BM-54 bed material samplers or a commercial core sampler. When a core sampler was used, cores were composited to form a representative sample of the stream bed (see refs. 5,6 for a description of sampling procedures).

Once the samples were collected, PCB residues were analyzed by the multiple-pesticide-residue methods for water, suspended sediment, and bottom sediment described by Goerlitz and Brown (ref. 7).

Basic identification of PCB residues was made by dual-column electron capture/gas-liquid chromatography and confirmed by gas-liquid chromatography or mass spectrometry. The amount of PCB's was determined by matching the peaks on the chromatogram with the nearest commercial formulation. The reported values are subject to some error because of the complexity of multiple peaks resulting from mixtures of PCB's in environmental samples.

*Project Officer, National Water Monitoring Program for Pesticides, Ecological Monitoring Branch, Office of Pesticide Programs, Environmental Protection Agency, Washington, D.C.

774385

GENP 005736

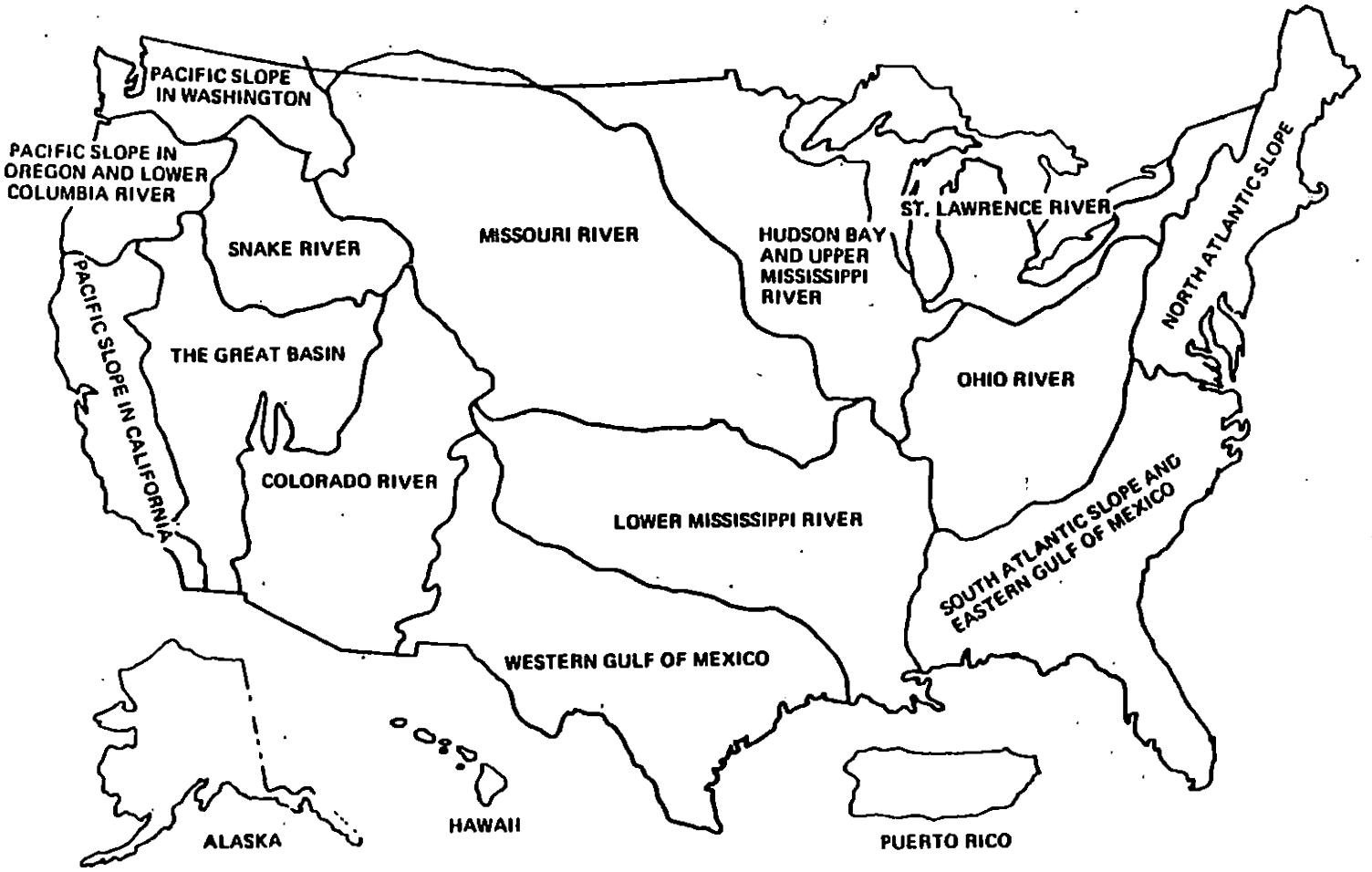

Figure 1. Map showing the major drainage basins in the United States and Puerto Rico.

774386

Table 1. PCB's in whole water samples in the major drainage basins of the United States and Puerto Rico for 1971

Drainage basin	Sample size	% of positive detections	Median of positive detections in µg/l	Range of positive detections in µg/l
1. North Atlantic Slope	12	58.3	0.2	0.1 - 2.1
2. South Atlantic Slope and Eastern Gulf of Mexico	12	0	ND	ND
3. Ohio River	-	-	-	-
4. St. Lawrence River	15	26.7	0.3	0.1 - 0.5
5. Hudson Bay and Upper Mississippi River	-	-	-	-
6. Missouri River	1	0	ND	ND
7. Lower Mississippi	1	100.0	3.0	3.0
8. Western Gulf of Mexico	9	44.4	0.3	0.1 - 0.7
9. Colorado River	-	-	-	-
10. Great Basin	-	-	-	-
11. Pacific Slope Basins in California	-	-	-	-
12. Pacific Slope Basins in Washington	-	-	-	-
13. Snake River	-	-	-	-
14. Pacific Slope Basins in Oregon and Lower Columbia River	-	-	-	-
15. Alaska	-	-	-	-
16. Hawaii	-	-	-	-
17. Puerto Rico	-	-	-	-

Note: - = no samples; ND = not detected.

774387

GENP 005737

Table 2. PCB's in whole water samples in the major drainage basins of the United States and Puerto Rico for 1972

Drainage basin	Sample size	% of positive detections	Median of positive detections in µg/l	Range of positive detections in µg/l
1. North Atlantic Slope	112	17.0	0.1	0.1 - 0.3
2. South Atlantic Slope and Eastern Gulf of Mexico	122	0.8	ND	ND
3. Ohio River	10	20.0	0.2	0.1 - 0.2
4. St. Lawrence River	29	13.8	0.1	0.1 - 0.2
5. Hudson Bay and Upper Mississippi River	12	16.7	0.3	0.2 - 0.3
6. Missouri River	34	0	ND	ND
7. Lower Mississippi	39	2.6	0.1	0.1
8. Western Gulf of Mexico	93	8.6	0.3	0.1 - 2.6
9. Colorado River	24	0	ND	ND
10. Great Basin	9	0	ND	ND
11. Pacific Slope Basins in California	20	0	ND	ND
12. Pacific Slope Basins in Washington	14	0	ND	ND
13. Snake River	-	-	-	-
14. Pacific Slope Basins in Oregon and Lower Columbia River	3	0	ND	ND
15. Alaska	-	-	-	-
16. Hawaii	1	0	ND	ND
17. Puerto Rico	3	0	ND	ND

Note: - = no samples; ND = not detected.

GENP 005738

Table 3. PCB's in whole water samples in the major drainage basins of the United States and Puerto Rico for 1973

Drainage basin	Sample size	% of positive detections	Median of positive detections in µg/l	Range of positive detections in µg/l
1. North Atlantic Slope	109	3.7	0.1	0.1
2. South Atlantic Slope and Eastern Gulf of Mexico	114	4.4	0.1	0.1 - 20.0
3. Ohio River	6	0	ND	ND
4. St. Lawrence River	31	3.2	0.1	0.1
5. Hudson Bay and Upper Mississippi River	30	10.0	0.2	0.1 - 0.4
6. Missouri River	95	0	ND	ND
7. Lower Mississippi	291	0.7	1.6	0.2 - 2.9
8. Western Gulf of Mexico	362	1.7	0.3	0.1 - 0.6
9. Colorado River	64	0	ND	ND
10. Great Basin	12	0	ND	ND
11. Pacific Slope Basins in California	73	0	ND	ND
12. Pacific Slope Basins in Washington	33	0	ND	ND
13. Snake River	2	0	ND	ND
14. Pacific Slope Basins in Oregon and Lower Columbia River	9	0	ND	ND
15. Alaska	-	-	-	-
16. Hawaii	1	0	ND	ND
17. Puerto Rico	37	0	ND	ND

Note: - = no samples; ND = not detected.

774389

GENP 005739

Table 4. PCB's in whole water samples in the major drainage basins of the United States and Puerto Rico for 1974

Drainage basin	Sample size	% of positive detections	Median of positive detections in µg/l	Range of positive detections in µg/l
1. North Atlantic Slope	51	2.0	0.1	0.1
2. South Atlantic Slope and Eastern Gulf of Mexico	151	0	ND	ND
3. Ohio River	24	0	ND	ND
4. St. Lawrence River	38	0	ND	ND
5. Hudson Bay and Upper Mississippi River	33	0	ND	ND
6. Missouri River	28	0	ND	ND
7. Lower Mississippi	269	2.6	0.1	0.1 - 0.2
8. Western Gulf of Mexico	325	1.2	0.3	0.2 - 0.7
9. Colorado River	52	0	ND	ND
10. Great Basin	12	0	ND	ND
11. Pacific Slope Basins in California	74	2.7	0.1	0.1
12. Pacific Slope Basins in Washington	13	7.7	0.1	0.1
13. Snake River	11	0	ND	ND
14. Pacific Slope Basins in Oregon and Lower Columbia River	8	0	ND	ND
15. Alaska	-	-	-	-
16. Hawaii	1	0	ND	ND
17. Puerto Rico	68	1.5	0.8	0.8

Note: - = no samples; ND = not detected.

GENP 005740

774390

Table 5. PCB's in bottom sediments in the major drainage basin of the United States and Puerto Rico for 1971

Drainage basin	Sample size	% of positive detections	Median of positive detections in µg/kg	Range of positive detections in µg/kg
1. North Atlantic Slope	3	100.0	50.0	10.0 - 100.0
2. South Atlantic Slope and Eastern Gulf of Mexico	19	63.2	64.5	10.0 - 200.0
3. Ohio River	1	100.0	8.8	8.8
4. St. Lawrence River	1	100.0	10.0	10.0
5. Hudson Bay and Upper Mississippi River	-	-	-	-
6. Missouri River	2	100.0	1.2	0.3 - 2.0
7. Lower Mississippi	4	100.0	30.0	10.0 - 80.0
8. Western Gulf of Mexico	20	100.0	10.0	2.0 - 290.0
9. Colorado River	-	-	-	-
10. Great Basin	-	-	-	-
11. Pacific Slope Basins in California	-	-	-	-
12. Pacific Slope Basins in Washington	-	-	-	-
13. Snake River	-	-	-	-
14. Pacific Slope Basins in Oregon and Lower Columbia River	-	-	-	-
15. Alaska	-	-	-	-
16. Hawaii	-	-	-	-
17. Puerto Rico	-	-	-	-

Note: - = no samples; ND = not detected.

GENP 005741

774391

Table 6. PCB's in bottom sediments in the major drainage basins of the United States and Puerto Rico for 1972

Drainage basin	Sample size	% of positive detections	Median of positive detections in µg/kg	Range of positive detections in µg/kg
1. North Atlantic Slope	56	57.1	10.0	5.0 - 800.00
2. South Atlantic Slope and Eastern Gulf of Mexico	101	32.7	30.0	5.0 - 500.00
3. Ohio River	-	-	-	-
4. St. Lawrence River	10	90.0	20.0	2.0 - 800.0
5. Hudson Bay and Upper Mississippi River	3	0	ND	ND
6. Missouri River	22	81.8	2.0	2.0
7. Lower Mississippi	25	48.0	2.0	2.0 - 2400.0
8. Western Gulf of Mexico	66	43.9	4.0	2.0 - 250.0
9. Colorado River	7	71.4	2.0	2.0
10. Great Basin	9	66.7	2.0	2.0
11. Pacific Slope Basins in California	6	83.3	20.0	2.0 - 190.0
12. Pacific Slope Basins in Washington	9	44.4	2.0	2.0
13. Snake River	1	0	ND	ND
14. Pacific Slope Basins in Oregon and Lower Columbia River	1	100.0	2.0	2.0
15. Alaska	-	-	-	-
16. Hawaii	1	0	ND	ND
17. Puerto Rico	-	-	-	-

Note: - = no samples; ND = not detected.

GENP 005742

774392

Table 7. PCB's in bottom sediments in the major drainage basins of the United States and Puerto Rico for 1973

Drainage basin	Sample size	% of positive detections	Median of positive detections in µg/kg	Range of positive detections in µg/kg
1. North Atlantic Slope	58	70.7	10.0	4.0 - 4000.0
2. South Atlantic Slope and Eastern Gulf of Mexico	123	48.8	10.0	5.0 - 600.0
3. Ohio River	4	25.0	20.0	20.0
4. St. Lawrence River	24	91.7	20.0	5.0 -13000.0
5. Hudson Bay and Upper Mississippi River	14	0	ND	ND
6. Missouri River	17	0	ND	ND
7. Lower Mississippi	57	1.8	20.0	20.0
8. Western Gulf of Mexico	188	3.7	50.0	14.0 - 180.0
9. Colorado River	4	0	ND	ND
10. Great Basin	7	0	ND	ND
11. Pacific Slope Basins in California	14	0	ND	ND
12. Pacific Slope Basins in Washington	12	0	ND	ND
13. Snake River	1	0	ND	ND
14. Pacific Slope Basins in Oregon and Lower Columbia River	-	-	-	-
15. Alaska	2	0	ND	ND
16. Hawaii	1	0	ND	ND
17. Puerto Rico	6	16.7	5.0	5.0

Note: - = no samples; ND = not detected.

GENP 005743

774393

Table 8. PCB's in bottom sediments in the major drainage basins of the United States and Puerto Rico for 1974

Drainage basins	Sample size	% of positive detections	Median of positive detections in µg/kg	Range of positive detections in µg/kg
1. North Atlantic Slope	99	56.6	31.0	2.0 - 800.0
2. South Atlantic Slope and Eastern Gulf of Mexico	171	25.7	11.0	2.0 - 530.0
3. Ohio River	6	33.3	35.0	9.0 - 61.0
4. St. Lawrence River	40	60.0	20.0	3.0 - 700.0
5. Hudson Bay and Upper Mississippi River	26	0	ND	ND
6. Missouri River	5	0	ND	ND
7. Lower Mississippi	81	9.9	10.5	1.0 - 39.0
8. Western Gulf of Mexico	157	21.7	27.0	2.0 - 330.0
9. Colorado River	3	0	ND	ND
10. Great Basin	4	0	ND	ND
11. Pacific Slope Basins in California	26	11.5	2.0	2.0 - 65.0
12. Pacific Slope Basins in Washington	5	0	ND	ND
13. Snake River	4	0	ND	ND
14. Pacific Slope Basins in Oregon and Lower Columbia River	1	0	ND	ND
15. Alaska	-	-	-	-
16. Hawaii	-	-	-	-
17. Puerto Rico	18	27.2	160.0	10.0 - 640.0

Note: - = no samples; ND = not detected.

GENP 005744

774394

RESULTS

Tables 1 through 8 present the PCB residue data by year for water and bottom sediments. For each year the following is given: number of samples, percent of positive detections, median of positive detections, and maximum of positive detections in μg/l for water and μg/kg for bottom sediments (one μg/l and one μg/kg are roughly equivalent to one ppb).

Not all drainage basins had detectable levels of PCB's in both water and bottom sediments. However, it should be noted that this may be in part due to the location of sampling stations within drainage basins and/or the small number of samples within drainage basins.

Median residue levels of the positive detections in whole water samples ranged from 0.2 to 3.0 μg/l, 0.1 to 0.3 μg/l, 0.1 to 1.6 μg/l, and 0.1 to 0.8 for all drainage basins for 1971, 1972, 1973, and 1974, respectively (tables 1 to 4). For both these data and the data for each basin there is no indication of an increase in PCB levels and in many instances the levels decreased. The highest PCB level was found in the South Atlantic Slope and Eastern Gulf of Mexico basin and in general, the highest levels were found in basins east of the Mississippi. One might speculate that this is due to the presence of certain industries in the eastern United States.

Bottom sediments showed a pattern similar to that of water with the highest PCB residue levels occurring in the eastern United States (table 5 to 8). Median residue levels of the positive detections for all basins ranged from 1.2 to 64.5 μg/kg, 2.0 to 30.0 μ/kg, 5.0 to 50.0 μg/kg, and 2.0 to 160.0 μg/kg for 1971, 1972, 1973, and 1974, respectively. The data indicate that, as with the whole water samples, the levels decreased in some basins. However, it appears as if PCB's are more persistent in bottom sediments.

DISCUSSION

The data which I have presented here indicate that PCB's are widespread in the surface waters and bottom sediments of the Nation. Crump-Wiesner et al. (ref. 9) also found PCB's to have a ubiquitous occurrence and distribution in surface water, ground water, and bottom sediments. According to Veith and Lee (ref. 8) ". . . the chlorinated biphenyls may be one of the more widespread. . ." environmental contaminants.

It is well documented that bottom sediments may contain concentrations of pesticide residues many times higher than the overlying water (refs. 10-13). The data presented here and previously published data (refs. 1,4,9,14) indicate that a similar relationship holds true for PCB's. Even in drainage basins, where PCB's were not detected in water samples such as the Missouri River, they were present in bottom sediments. It is assumed that this is due to the low water solubility and high specific gravity of PCB's (ref. 14). According to Nisbet and Sarofim (ref. 14), ". . . it is expected that most of the PCBs discharged into the environment will be resting as sludges or adsorbed in the sediment at the bottom of rivers or lakes near their point of discharge, and that transport in streams will be primarily by means of waterborne particles."

Finally, it is important to note that although PCB's are found in water and bottom sediments, this information must be related to the entire aquatic environment before the data can be adequately evaluated. This is because (1) PCB's in solution and sorbed on organic and inorganic particles are available for introduction into food chains, (2) PCB's are accumulated in the tissues of animals which are exposed to water and bottom sediments containing PCB's, (3) biological magnification may occur in food chains, and (4) all components in an aquatic ecosystem are interrelated.

REFERENCES

1. Interdepartmental Task Force on PCBs, *Polychlorinated Biphenyls and the Environment*, National Technical Information Service COM-17-10419, 1972, 181 pp.
2. A. V. Holden, "Source of Polychlorinated Biphenyl Contamination in the Marine Environment," *Nature*, Vol. 228 (1970), pp. 1220-1221.
3. T. T. Schmidt, R. W. Risebrough, and F. Gress, "Input of Polychlorinated Biphenyls into California Coastal Waters from Urban Sewage Outfalls," *Bull. Environ. Contam. Toxicol.*, Vol. 6 (1971), pp. 235-243.
4. T. W. Duke, J. I. Lowe, and A. J. Wilson, Jr., "A Polychlorinated Biphenyl (Aroclor 1254) in the Water, Sediment, and Biota of Escambia Bay, Florida," *Bull. Environ. Contam. Toxicol.*, Vol. 5 (1970), pp. 171-180.
5. H. R. Feltz and J. K. Culbertson, "Sampling Procedures and Problems in Determining Pesticide Residues in the Hydrologic Environment," *Pestic. Monit. J.*, Vol. 6 (1972), pp. 171-178.
6. H. P. Guy and V. W. Norman, "Field Methods for Measurement of Fluvial Sediment," *Techniques of Water-Resources Investigations of the U.S. Geological Survey: Book 3*, Chapter C2, 1970, 59 pp.
7. D. F. Goerlitz and E. Brown, "Methods for Analysis

774395

GENP 005745

of Organic Substances in Water," *Techniques of Water-Resources Investigations of the U.S. Geological Survey: Book 5*, Chapter A3, 1972, 40 pp.
8. G. D. Veith and G. F. Lee, "A Review of Chlorinated Biphenyl Contamination in Natural Waters," *Water Research*, Vol. 4 (1970), pp. 265-269.
9. H. J. Crump-Wiesner, H. R. Feltz, and M. L. Yates, "A Study of the Distribution of Polychlorinated Biphenyls in the Aquatic Environment," *Pestic. Monit. J.*, Vol. 8 (1974), pp. 157-161.
10. H. R. Feltz, W. T. Sayers, and H. P. Nicholson, "National Monitoring Program for the Assessment of Pesticide Residues in Water," *Pestic. Monit. J.*, Vol. 5 (1971), pp. 54-62.
11. T. E. Bailey and J. H. Hannum, "Distribution of Pesticides in California," *Amer. Soc. Civil Eng. Proc., J. Sanit. Eng. Div.*, Vol. 93 (1967), pp. 27-43.
12. W. E. Odum, G. M. Woodwell, and C. F. Wurster, "DDT Residues Absorbed From Organic Detritus by Fiddler Crabs," *Science*, Vol. 164 (1969), pp. 576-577.
13. J. O. Keith and E. G. Hunt, "Levels of Insecticide Residues in Fish and Wildlife in California," *Transcript Thirty-First N. Amer. Wildlife Conf.*, 1966, pp. 150-177.
14. I.C.T. Nisbet and A. F. Sarofim, "Rates and Routes of Transport of PCBs in the Environment," *Environ. Health Perspec.*, Vol. 1 (1972), pp. 21-38.

GENP 005746

774396

PCB's IN AGRICULTURAL AND URBAN SOIL

A. E. Carey and J. A. Gowen*

Abstract

Polychlorinated biphenyls in soil have been monitored since 1972 as part of the National Soils Monitoring Program, originally established to measure pesticide residue levels in agricultural soils, raw agricultural commodities, and urban soils across the Nation. The PCB's are monitored as part of this program because of their chemical similarity to certain chlorinated pesticides.

The PCB's have rarely been detected in agricultural soils of the United States. Only 0.1 percent of the soil samples collected in the National Soils Monitoring Program for 1972 contained detectable PCB levels. However, detectable levels of PCB's occur more frequently in urban soils. Of the 19 metropolitan areas sampled since 1971, 12 of the cities, or 63 percent showed detectable PCB levels. The most commonly encountered PCB was Aroclor 1254, which was identified in approximately 40 percent of the positive samples, while Aroclor 1260 was prevalent in about 20 percent of the positive samples. In the remaining 40 percent of the positive samples, no identification was made of the specific Aroclor. The occurrence of these compounds appears to be more prevalent in the "urban" portion (within the city limits) than in the "suburban" portion (remainder) of these metropolitan areas.

INTRODUCTION

The occurrence of polychlorinated biphenyls (PCB's) in environmental media has been known and well-documented for several years; it is only recently that the magnitude of the contamination has created widespread concern.

These compounds have been monitored in agricultural and urban soils since 1972 as part of the National Soils Monitoring Program. This program was established to measure pesticide residue levels in agricultural soils, raw agricultural commodities, and urban soils across the Nation. It was initiated by the U.S. Department of Agriculture and is now operated by the U.S. Environmental Protection Agency. The PCB's are monitored as part of this program because of their chemical similarity to certain chlorinated pesticides.

*Soil Scientist and Agronomist, respectively, National Soils Monitoring Program, Technical Services Division, U.S. Environmental Protection Agency, WH-569, Washington, D.C. 20460.

SAMPLING PROCEDURES

For cropland sampling, 50 cores 5.1 x 7.6 cm in size were collected over an evenly spaced 5 x 10 grid on each 4-hectare site (ref. 1). In urban sampling, this procedure was modified to collect 16 cores on a 4 x 4 grid over a 225-m^2 plot (15 x 15 m) (ref. 2). Field processing was similar for both types of samples; the cores were composited, thoroughly mixed, and sieved through a 6.3-mm mesh, and a 2-l subsample was sent to the EPA Technical Services Division's Pesticide Monitoring Laboratory in Bay St. Louis, Mississippi, for chemical analysis.

ANALYTICAL PROCEDURES

Sample Preparation

A 300-g subsample was dampened with water and extracted with 600 ml of 3:1 hexane:isopropanol solvent. The isopropanol was removed by three distilled water washes and the hexane extract was dried through anhydrous sodium sulfate and stored at low temperature for subsequent gas-liquid chromatographic analysis.

Gas-Liquid Chromatography

Analyses were performed on gas chromatographs equipped with tritium foil electron affinity detectors. A multiple system of polar and nonpolar columns was utilized for identification and confirmation. Instrument parameters were as follows:

Columns:

Glass, 6 mm o.d. x 4 mm i.d., 183-cm long, packed with one of the following: 9% QF-1 on 100/120-mesh Gas-Chrom Q; 3% DC-200 on 100/120-mesh Gas-Chrom Q; or 1.5% OV-17/1.95% QF-1 on 100/120-mesh Sepulcoport.

Carrier Gases:

5% methane-argon at a flow rate of 80 ml/min; prepurified nitrogen at a flow rate of 80 ml/min.

Temperatures:

Detector	200°C
Injection port	250°C
Column QF-1	166°C
Column DC-200	170°–175°C
Mixed column	185°–190°C.

Sensitivity or minimum detection levels were 0.05 to 0.1 ppm. The average recovery rate in soil was 90 to 110 percent.

GENP 005747

774397

DISCUSSION

Agricultural Soils

PCB's have rarely been detected in the Nation's agricultural soils. Of the 1,556 soil samples collected in 1972 as part of the National Soils Monitoring Program, only 2 samples or 0.1 percent contained detectable levels of PCB's.

Urban Soils

Detectable levels of PCB's occur more frequently in urban soils than in agricultural soils. Of the 19 metropolitan areas sampled since 1971, 12 of the cities, or 63 percent showed detectable levels of PCB's. Corresponding data are presented in tables 1-4. The most commonly encountered PCB was Aroclor 1254, which was identified in 39 percent of the positive samples, while Aroclor 1260 was prevalent in 21 percent of the positive samples. Although no attempt was made to identify the specific Aroclor in 39 percent of the positive samples, it is likely that a majority contained Aroclor 1254.

All sites sampled within a metropolitan area were classified into two of four categories. First, sites were identified as either "lawn" or "waste," to indicate whether or not they seemed likely to receive regular maintenance. Secondly, each site was classified as urban if it was within the city limits, and suburban if it was located in the remainder of the metropolitan area.

When the positive sites in the 12 cities were categorized in this manner, 42 percent were lawn sites (maintained), while 58 percent were waste sites (not maintained). This difference was not considered significant. However, the second categorization showed that 70 percent of the PCB-positive sites were urban, or within the city limits, whereas only 30 percent were classified as suburban sites. In comparison, the ratio of urban to suburban sites for these 19 cities was 37 percent to 63 percent.

In summary, PCB occurrence in agricultural soils is extremely rare and is not considered a problem. However, the occurrence of these compounds is more prevalent in metropolitan areas, particularly within city limits, and monitoring should be continued to determine trends over time.

REFERENCES

1. G. B. Wiersma, P. F. Sand, and E. L. Cox, "A Sampling Design to Determine Pesticide Residue Levels in Soils of the Conterminous United States," *Pestic. Monit. J.*, Vol. 5, No. 1 (1971), pp. 63-66.
2. G. B. Wiersma, H. Tai, and P. F. Sand, "Pesticide Residues in Soil From Eight Cities—1969," *Pestic. Monit. J.*, Vol. 6, No. 2 (1972), pp. 126-129.

Table 1. Occurrence of polychlorinated biphenyls in soils of five U.S. cities sampled in 1971. U.S. Environmental Protection Agency Urban Monitoring Program

Location	Total No. of sites	No. of positive detections	Percent of positive detections	Detected values (ppm) Minimum	Maximum	Arithmetic mean (ppm)	Geometric mean estimate (ppm)	PCB type-if identified
Baltimore, Md.	156	6	3.9	0.09	0.74	0.02	0.001	1260
Gadsden, Ala.	55	1	1.8	11.94		0.21	*[b]	not identified
Hartford, Conn.	48	ND[a]	-					
Macon, Ga.	43	ND	-					
Newport News, Va.	78	1	1.3	3.30		0.04	*	1254

[a] ND = Not detected.

[b] * = Geometric mean estimate not calculated when less than two positive values present.

GENP 005748

774398

Table 2. Occurrence of polychlorinated biphenyls in soils of five U.S. cities sampled in 1972. U.S. Environmental Protection Agency Urban Monitoring Program

Location	Total No. of sites	No. of positive detections	Percent of positive detections	Detected values (ppm) Minimum	Maximum	Arithmetit mean (ppm)	Geometric mean estimate (ppm)	PCB type-if identified
Des Moines, Iowa	82	3	3.7	0.34	0.94	0.03	0.002	not identified
Fitchburg, Mass.	35	ND[a]	-					
Lake Charles, La.	70	1	1.4	1.31		0.02	*[b]	1254
Pittsburgh, Pa.	189	1	0.5	1.01		0.01	*	not identified
Reading, Pa.	49	ND	-					

[a] ND = Not detected.

[b] * = Geometric mean estimate not calculated when less than two positive values present.

Table 3. Occurrence of polychlorinated biphenyls in soils of five U.S. cities sampled in 1973. U.S. Environmental Protection Agency Urban Monitoring Program

Location	Total No. of sites	No. of positive detections	Percent of positive detections	Detected values (ppm) Minimum	Maximum	Arithmetic mean (ppm)	Geometric mean estimate (ppm)	PCB type-if identified
Evansville, Ind.	82	ND[a]	-					
Greenville, S.C.	86	3	3.5	0.13	1.59	0.02	0.001	1254
Pittsfield, Mass.	45	ND	-					
Tacoma, Wash.	95	6	6.3	0.18	0.63	0.03	0.003	1-1254 5-not identified
Washington, D.C.	116	2	1.7	0.32	0.80	<0.01	0.001	1-1254 1-not identified

[a] ND = Not detected.

GENP 005749

774399

Table 4. Occurrence of polychlorinated biphenyls in soils of five U.S. cities sampled in 1974. U.S. Environmental Protection Agency Urban Monitoring Program

Location	Total No. of sites	No. of positive detections	Percent of positive detections	Detected values (ppm) Minimum	Maximum	Arithmetic mean (ppm)	Geometric mean estimate (ppm)	PCB type-if identified	Percent of Analyses Completed
Durham, N.C.	66	1	1.5	0.40		0.01	*[b]	1254	94
Gary, Ind.	89	5	5.6	0.50	3.33	<0.01	0.003	1-not identified 4-1254	100
San Francisco, Calif.	119	3	2.5	0.39	1.15	<0.01	0.001	1-not identified 1-1254 1-1260	71
Springfield, Ill.	72	ND[a]	-						100
Pine Bluff, Ark.	59	Analyses not completed							

[a] ND = Not detected.

[b] * = Geometric mean estimate not calculated when less than two positive values present.

GENP 005750

774400

MARINE INPUTS OF POLYCHLORINATED BIPHENYLS OFF SOUTHERN CALIFORNIA

David R. Young, Deirdre J. McDermott, and Theadore C. Heesen*

Abstract

Rates of polychlorinated biphenyl (PCB) transport via potential input routes to the coastal waters off southern California have been quantified. Submarine discharge of municipal wastewater was found to be the single largest source, contributing 5,400 kg of these synthetic organics in 1974. However, inputs via this route appear to be decreasing, as the corresponding estimate for 1971 exceeded 19,000 kg. Bottom sediments around the largest outfalls contain up to 10 ppm PCB. Dry aerial fallout also appears to be an important source. The estimated deposition rate of 1254 PCB onto the coastal waters during 1973-74 was 1,800 kg/yr; highest inputs were measured off the Los Angeles Basin. This region also contributed the most PCB in surface runoff, although less than 800 kg were discharged annually during 1972-73 via storm and dry-weather flow. Direct industrial discharges to San Pedro and San Diego Harbors did not appear to be a significant PCB source, totaling less than 250 kg/yr. Although antifouling paints may have been a very significant source in the past, present inputs are negligible. Also, despite high contamination levels measured in three major harbors, we found no evidence of significant PCB transport from these harbors to the adjacent coastal waters.

INTRODUCTION

Polychlorinated biphenyls (PCB's) have been used for more than 4 decades in a wide variety of industrial products (refs. 1,2). Within the last 10 years, the problem of environmental contamination by these synthetic organic compounds has become a subject of increasing concern (refs. 3,4,5). Here we report the results obtained to date on the routes by which PCB's enter one coastal marine ecosystem, the Southern California Bight, and the rates at which inputs occur.

MUNICIPAL WASTEWATERS

Every day, over 1 billion gallons (approximately 4×10^9 l) of municipal wastewaters are discharged from submarine outfalls to the Southern California Bight. Almost 95 percent of these wastewaters are released by five major treatment plants.† By sampling these five plants, we have been able to obtain a reasonably representative picture of PCB inputs to the Bight via this route. Resultant effluent concentrations and estimated annual mass emission rates for 1972-75 are summarized in table 1; details of sampling and analytical procedures are presented elsewhere (ref. 6). These data indicate that in recent years there has been a significant decrease in the amount of PCB's discharged through these outfall systems.

The municipal wastewater discharges have resulted in obvious contamination of the bottom sediments around the larger outfall systems. Figure 1 illustrates concentrations of total PCB measured in surface sediments collected around the Hyperion outfalls in Santa Monica Bay. The maximum concentration measured near the longer Hyperion outfall (the sludge line) and the JWPCP outfalls were similar, on the order of 10 ppm (mg/dry kg). However, within a few kilometers of the Hyperion sludge discharge, the surface sediment concentrations of PCB had fallen to about 0.2 ppm. Near the JWPCP outfalls, large vertical gradients were observed, with values decreasing by one to two orders of magnitude over a 30-cm depth. We estimate that the load of 1254 PCB in these Palos Verdes Shelf sediments (50 sq km) is on the order of 6 metric tons (ref. 7). Surface sediments around the Orange County outfall did not exhibit large gradients of total PCB in 1975; the median value was 0.1 ppm, with values ranging from 0.04 to 0.3 ppm. Similar concentrations were measured 6 months after discharge commenced in 1971, indicating little buildup of PCB's in these sediments since then.

*David Young is Senior Environmental Specialist in Chemical Oceanography, Southern California Coastal Water Research Project, El Segundo, California; Deirdre McDermott and Theadore Heesen are also with Southern California Coastal Water Research Project, El Segundo, California.

This research was supported in part by the National Coastal Pollution Research Program of the Environmental Protection Agency, Grant R801153. Investigations into the harbor discharges of PCB's were conducted in connection with State of California Agreement M-11 with the Marine Research Committee, Department of Fish and Game. Contribution 54 of the Southern California Coastal Water Research Project.

†These treatment plants are located near the following stations indicated in figure 2: Oxnard-Port Hueneme; Hyperion-Santa Monica; JWPCP-Palos Verdes Peninsula; Orange Co.-Newport Beach; Point Loma-midway between La Jolla and the U.S.-Mexico border.

774401

Table 1. Representative PCB concentrations and mass emission rates[a] from major municipal wastewater discharges to the Southern California Bight, 1972-75

Discharger	Total Susp. Solids (mg/l)	Concentration (µg/l)	Mass Emission Rate (kg/yr)	Concentration (µg/l)	Mass Emission Rate (kg/yr)
1972					
JWPCP	290	24	11,600	ND	-
Hyperion					
Effluent	90	ND	-	0.3	140
Sludge	7,670	280	1,780	ND	-
Orange Co.	150	28	5,800	ND	-
Point Loma	140	ND	-	0.9	120
Oxnard	70	ND	-	0.2	3
Total			>19,180		>260
1973					
JWPCP	260	3.9	1,930	1.6	790
Hyperion					
Effluent	80	ND	-	0.38	180
Sludge	7,500	ND	-	26	170
Orange Co.	150	ND	-	1.4	290
Point Loma	160	ND	-	0.48	70
Oxnard	130	ND	-	0.35	6
Total			>1,930		1,510
1974					
JWPCP	280	1.9	910	0.76	360
Hyperion					
Effluent	80	0.11	50	0.24	110
Sludge	7,300	72	470	50	320
Orange Co.	110	8.0	1,890	0.89	210
Point Loma	140	6.6	950	0.74	110
Oxnard	170	0.1	1	0.24	3
Total			4,270		1,110
1975					
JWPCP		0.6	290	0.52	250
Hyperion					
Effluent		0.06	30	0.18	80
Sludge		34	220	28	180
Orange Co.		5.2	1,230	0.63	150
Point Loma		1.1	160	0.39	60
Oxnard		0.03	0.4	0.16	2
Total			1,930		720

[a]The following 1974 flow values (million gallons per day) were used for calculations of preliminary 1975 mass emission rates: JWPCP—350; Hyperion effluent—340; Hyperion sludge—4.7; Orange Co.—170; Point Loma—100; Oxnard—10.

GENP 005752

774402

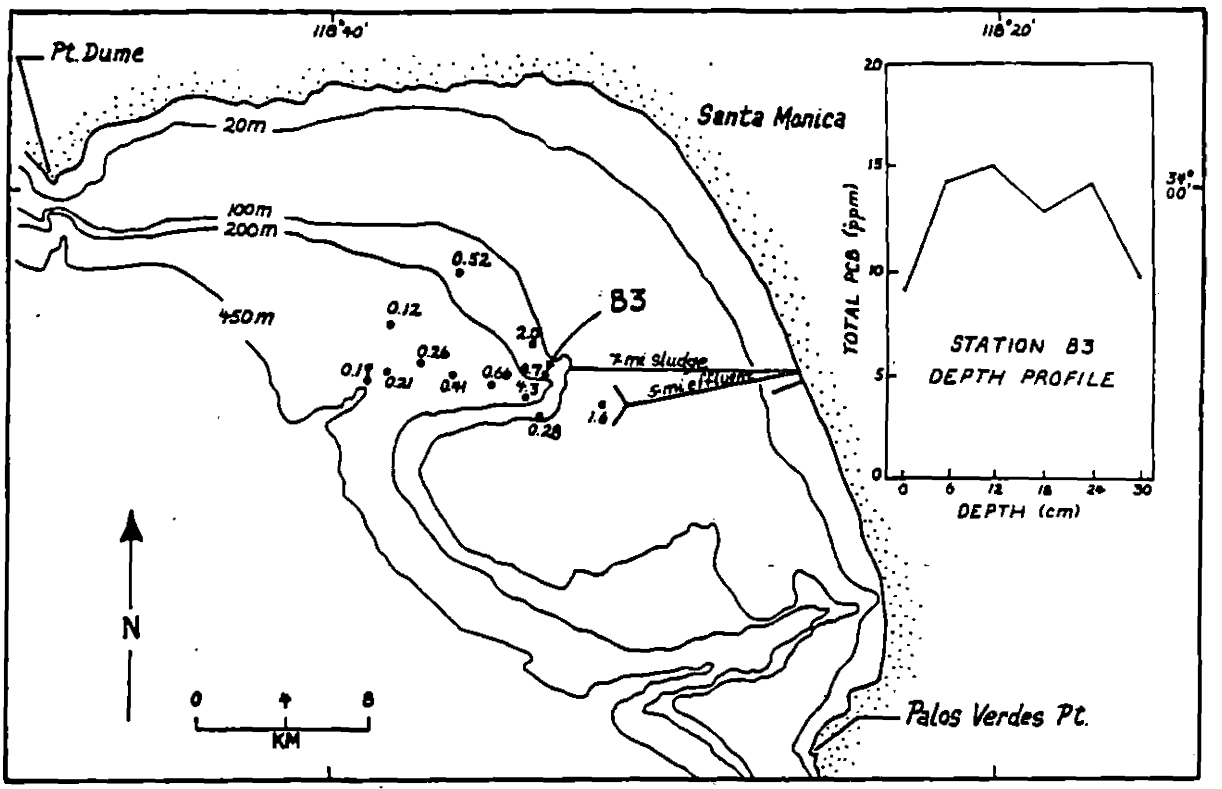

Figure 1. Concentrations of total PCB (mg/dry kg) measured in the top 2 cm of bottom sediments collected during July 1971 off the Hyperion submarine outfalls in Santa Monica Bay.

We have found that benthic organisms trawled from these regions are highly contaminated with PCB's. Crab and flatfish muscle tissue contain on the order of 1 ppm total PCB, approximately 100 times the levels measured in specimens from uncontaminated control stations. Details of these studies are presented elsewhere in these proceedings (ref. 8) and a background paper (ref. 9).

SURFACE RUNOFF

In water year 1971-72, we conducted a detailed survey of chlorinated hydrocarbon inputs to the Southern California Bight via storm runoff. During the major storms of the year, time series of depth-integrated samples were collected in an all-metal sampler near the mouths of four major drainage channels—the Santa Clara River, Ballona Creek, the Los Angeles River, and the Santa Ana River.* Analyses of the preserved samples were conducted by Dr. R. Risebrough and B. de Lappe at Bodega Marine Laboratory (University of California at Berkeley). The following year, we resurveyed one of these channels on a limited basis. Los Angeles River runoff was sampled during four storms and analyzed in our laboratory. Subsequently, two seasonal collections of dry-weather flow were made from channels located throughout the Bight (ref. 6).

Table 2 presents final flow-weighted mean PCB concentrations in 1971-72 storm runoff in the four channels samples. In table 3 we list flow-weighted mean PCB concentrations for the four Los Angeles River storm flows sampled in 1972-73, and compare the yearly averages for this channel with those for 1971-72. To aid in the comparison, we also list corresponding results for total DDT and dieldrin. In light of the variation measured in concentrations during any given storm, and the fact that two water years and two laboratories were involved, the agreement between the flow-weighted means is remarkably good. Because of this general agreement, we concluded that the data from the 1971-72 Bight-wide storm runoff survey could be extrapolated to the following year, on the basis of relative flow rates.

*These channels discharge surface runoff near the following stations indicated in figure 2: Santa Clara R.-Port Hueneme; Ballona Ck.-Santa Monica; Los Angeles R.-midway between Palos Verdes Peninsula and Newport Beach; Santa Ana R.-Newport Beach.

GENP 005753

774403

Table 2. Flow-weighted mean concentrations (µg/l) of PCB in storm runoff via major channels in southern California, 1971-72

Channel	Volume[a] (10^6 cu m)	1242 PCB	1254 PCB	Total PCB
Santa Clara	9.0	0-0.13	0-0.16	0-0.29
Ballona	2.6	0-0.43	0.47	0.47-0.90
Los Angeles	9.0	1.2-1.9	0.9-1.1	2.1-3.0
Santa Ana	1.0	ND	0.11-0.23	0.11-0.23

[a]Accumulated storm flow from which samples were obtained for chlorinated hydrocarbon analysis.

Table 3. Flow-weighted mean concentrations (µg/l) of chlorinated hydrocarbons in Los Angeles River storm runoff, 1971-73

Date	Total DDT	Dieldrin	1242 PCB	1254 PCB	Total PCB
4-7 Dec 72	0.66	0.12	0-1.1	0.51	0.5-1.6
27 Feb to 1 Mar 73	1.5	0.16	0-3.2	1.0	1.0-4.2
6-9 Mar 73	0.78	0.16	0-1.0	0.83	0.8-1.8
11-12 Mar 73	0.60	0.08	0-2.6	0.71	0.7-3.3
Average blank	<0.004	<0.001	<0.002	<0.001	<0.003
Averages					
1972-73	0.92	0.14	0-1.9	0.77	0.8-2.7
1971-72	0.93	0.16	1.2-1.9	0.9-1.1	2.1-3.0

GENP 005754

774404

The results indicate that the Los Angeles River carried an order of magnitude more PCB's via storm runoff than any other channel in the Bight. Further, the estimated input of 1254 PCB in storm runoff from the major channels in the Los Angeles Basin was 235 kg, constituting 86 to 98 percent of the estimated total storm runoff input of this contaminant to the Bight. These channels also carried more than 80 percent of the dry-weather input of 1254 PCB. A comparison of mass emission rates for all areas via the dry-weather and storm runoff for water year 1972-73 is presented in table 4. This summary illustrates that, although dry-weather flow constituted almost 20 percent of the total surface runoff volume during the year, it carried only about 5 percent of the measurable PCB's. Thus, it appears that storm runoff is the dominant mode for surface runoff inputs of PCB to the Bight, and that the Los Angeles Basin is the principal source region.

AERIAL FALLOUT

We conducted our aerial fallout surveys by exposing glass plates sprayed with mineral oil for about 1 week at 13 coastal and 5 island stations between Point Conception and the U.S./Mexico border. Two 13-week surveys were conducted in summer 1973 and spring 1974, and a 3-week survey was conducted during fall 1974. Although fallout rates of 1242 PCB were not obtainable, apparently because of poor retention of this relatively volatile mixture, the collection efficiency for 1254 PCB over 1-week exposure was determined to be about 50 percent (ref. 6).

During the first two surveys, net flux values for 1254 PCB generally ranged between 50 and 150 ng/sq m/day; values at certain coastal stations at the edge of the Los Angeles Basin were higher. During the third survey, however, values were higher by a factor of 2, on the average. The fall and winter seasons in southern California are characterized by desert (Santa Ana) winds, which occur periodically and transport the polluted air of the Basin out over the Bight. These data yielded seasonal fallout estimates for spring, summer, and fall of about 1,400, 1,430, and 2,700 kg/yr, respectively. Giving equal weight to each seasonal survey results in an estimated annual input of about 1,800 kg/yr 1254 PCB to the study area via dry aerial fallout. (Rainfall is so infrequent in this region that its overall effect is judged to be negligible.)

The estimated annual aerial inputs of 1254 PCB to the individual sectors of the study area are shown in

Table 4. Estimated 1972-73 mass emission rates of PCB via storm and dry-weather runoff to the Bight

Type	Volume (10^6 cu m)	PCB (kg/yr) 1242	1254	Total
Storm	574	0-520	240-270	240-790
Dry weather	127	0-30	7-8	7-40
Total	700	0-550	250-280	250-830
% dry weather	18	2	7	3-5

GENP 005755

774405

figure 2. Highest values (each over 100 kg/yr) occurred in the five sectors off Los Angeles and Orange Counties (centering around the Palos Verdes Peninsula). This portion of the coastal plain of southern California is most affected by air pollution. The three sectors between Zuma Beach and Newport Beach (100 km by 50 km), which account for only about 10 percent of the 50,000-sq-km study area, received approximately 25 percent of the total measured PCB input. Thus, we find a pattern similar to that for surface runoff: The central basin area appears to be the single most important source of 1254 PCB transported via the atmosphere to the waters of the Bight.

DIRECT INDUSTRIAL DISCHARGE

Most of the industrial wastewaters released directly to marine waters off southern California occur in San Pedro and San Diego Harbors. These harbors also receive a wide variety of industrial discharges. Thus, we were able to study a number of different types of industrial effluents under similar conditions by surveying the two harbors (ref. 6). Estimates for overall industrial inputs of 1254 PCB to San Pedro Harbor were obtained by calculating flow-weighted concentrations in three types of effluents—power plant cooling water, fish cannery wastes, and "other industrial" discharges. The flow-weighted concentrations were then multiplied by the reported total flows of each of the three classes of industrial wastewaters into San Pedro Harbor to obtain estimates of annual mass emission rates. The values are presented in table 5. Corresponding data for San Diego Harbor are given in table 6.

These data provide no indication of significant release of PCB's to the harbors from the industrial effluents studied. However it should be noted that shipyard-related discharges into Los Angeles Harbor had the highest 1254 PCB concentrations of the industrial discharges surveyed; vessel cooling water, ballast effluent, and oil tanker clean-down water contained 0.6, 1.5, and 2.1

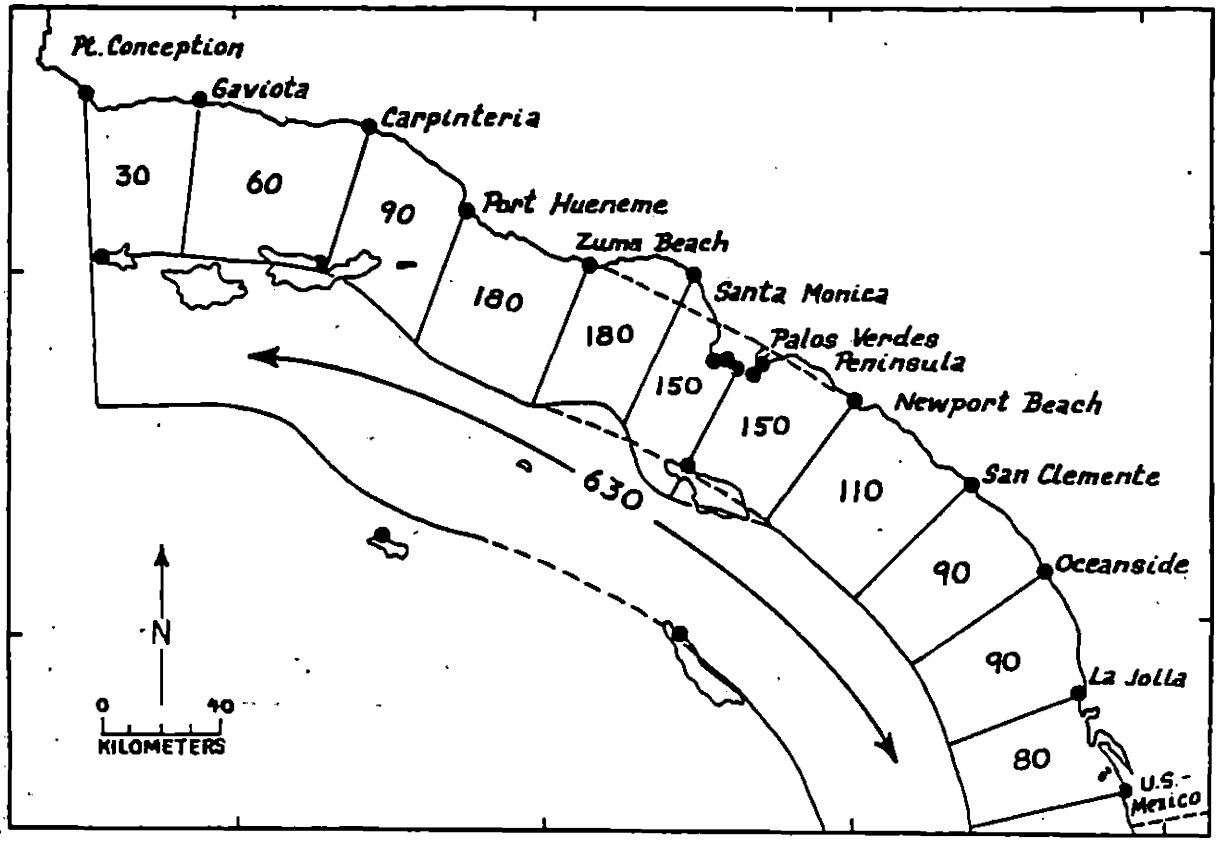

Figure 2. Estimated annual input of 1254 PCB (kg/yr) to sectors of the Southern California Bight via dry aerial fallout during 1973-74.

GENP 005756

774406

Table 5. Flow-weighted mean concentrations and estimated 1973 mass emission rates of 1254 PCB in industrial discharges to San Pedro Harbor

Discharge type	Total flow (mgd)	Concentration (µg/l)	Mass emission rate (kg/yr)
Power plant cooling water	1,020	0.01	14
Fish cannery wastes	15	0.09	2
Other industrial wastes	250	0.10	35
Total			50

Table 6. Flow-weighted mean concentrations and estimated 1974 mass emission rates of PCB in industrial discharges to San Diego Harbor

		1242 PCB		1254 PCB	
Discharge type	Total flow (mgd)	Concentration (µg/l)	Mass emission rate (kg/yr)	Concentration (µg/l)	Mass emission rate (kg/yr)
Cooling waters	757	<0.03	<30	0.01	10
Brine waters	0.5	<0.01	<0.01	0.05	0.03
Flume waters	2.8	<0.02	<0.07	0.01	0.05
Total			<30		10

µg/l 1254 PCB respectively. These relatively high levels are consistent with our observations that highest levels of this contaminant in harbor mussels occurred in regions of greatest vessel activity (ref. 8-11).

VESSEL ANTIFOULING PAINT

In 1973, we surveyed numerous drydock or haulout facilities in southern California harbors and marinas (ref. 12). Our objective was to obtain a representative picture of antifouling paint usage in southern California. In only 7 of the 28 wet paint samples analyzed, 1242 PCB or 1254 PCB were detected; levels were generally on the order of 1 mg/l or below. Although two samples had total PCB concentrations of approximately 40 mg/l, median values for 1242 and 1254 PCB were 0.3 mg/l and 0.7 mg/l, respectively. Combination of these median values with the estimated 300,000 liters of antifouling paint applied annually to recreational, commercial, and naval vessels in marinas and harbors of the Bight

774407

GENP 005757

indicates that marine inputs of PCB from this source now are completely negligible.

However, four samples of old paint scraped from vessel bottoms yielded total PCB concentrations of 270, 3,300, 56,000, and 150,000 ppm, respectively. Furthermore, the two highest concentrations (approximately 5 and 15 percent on a dry weight basis) correspond with an observation by Dr. V. McClure,* who found that a paint chip collected in a zooplankton trawl in 1970 contained approximately 10 percent PCB. Polychlorinated biphenyls are reported to have been used extensively as a plasticizer in paints before such use was banned in this country in 1971. Our survey revealed that, on the average, the density of antifouling paints used in southern California is about 1.5 dry kg/l. Therefore, if such paints did contain 10 percent PCB in the past, an application rate of 300,000 l/yr would correspond to a PCB usage of 45,000 kg/yr. Antifouling paints are designed to slough off with time, and an estimated 5 to 10 percent of the old paint removed from vessel bottoms is believed to be carried back to the harbor waters (ref. 13). Thus these observations point to the possible importance of antifouling paints in the past as a source of PCB's to the coastal marine environment.

*National Marine Fisheries Service, La Jolla, personal communication.

HARBOR FLUSHING

In view of the relatively high levels of PCB contamination found in southern California harbors (refs. 8-11), we attempted to determine if any significant levels of PCB's could be detected in the waters moving from such harbors into the open ocean during periods of peak tidal flow (ref. 6). Figure 3 illustrates the results obtained from the San Diego Harbor survey; net concentrations of 1254 PCB for the replicate samples of each collection period are plotted against tidal flow. Although there is some evidence of increased PCB concentrations near the time of tide reversal, when the greatest influence of "back harbor" water would occur near the harbor mouth, the measured concentrations were extremely low; flow-weighted mean concentrations for San Pedro† and San Diego Harbors were 1.5 and 1.8 ng/l, respectively.

By combining the measured concentrations with tidal flow values obtained from the current meter measurements and channel geometrics, we obtained estimates for maximum net transport of 1254 PCB from the harbors to the adjacent coastal ecosystem. Because of the extremely low concentrations observed, none of the

†Located just east of Palos Verdes Peninsula (figure 2).

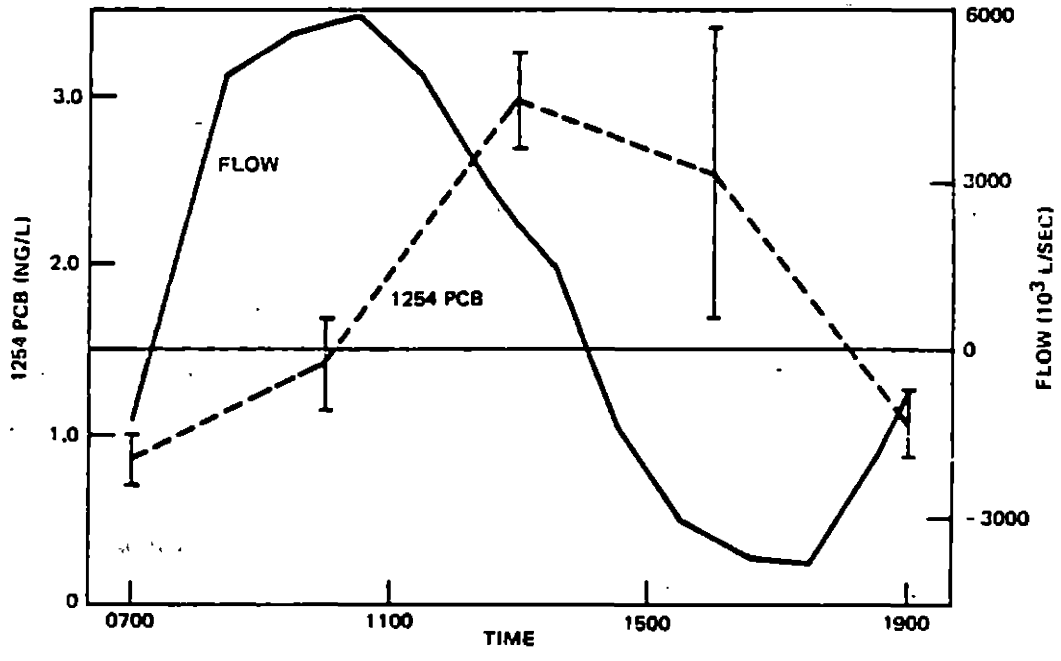

Figure 3. Concentrations of 1254 PCB in surface seawater collected over a semidiurnal tidal cycle at the mouth of San Diego Harbor, November 12, 1974. Positive flow represents outflowing water; negative, inflowing. Vertical bars indicate individual replicate values.

GENP 005758

774408

values exceeded 50 kg/yr when extrapolated to an annual basis. Thus, these pilot seawater surveys have provided no indication that any of the three harbors is now a significant source of polychlorinated biphenyls to the coastal marine ecosystem.

OCEAN CURRENT ADVECTION

As a part of this inputs study, we attempted to estimate the quantities of measurable chlorinated hydrocarbons in surface seawater annually flowing through the Southern California Bight. In October 1973, we sampled surface seawater at seven stations along a north/south transect (120°35'W) at the northwestern edge of the Bight (ref. 6). The transect began off Point Conception and ended approximately 300 km west of Oceanside. Circulation patterns (ref. 14) indicated that the transect chosen should have intersected California Current water flowing into the Bight.

Replicate 40-liter samples were collected in a stainless steel bucket, which was lowered from the bow of a research vessel that was slowly underway. Immediately upon collection, the replicate samples were passed through polyurethane foam columns and taken to Bodega Marine Laboratory for analysis. The results indicated average concentrations for total DDT and 1254 PCB of 0.7 and 0.4 ng/l, respectively.

These data may be used to obtain rough estimates of the quantity of these synthetic organics carried into the Bight via ocean current advection. Taking the length of the Bight as 500 km and the width influenced by the coast as 100 km, the effective study area is 5×10^{10} sq m. Assuming the mixed surface layer to be 50 m, the volume of the mixed layer is 2.5×10^{12} cu m. It has been shown that the mean residence time of water in this mixed layer is on the order of 3 months (ref. 14). Thus, the estimated advective flow rate of California Current water through the Southern California Bight is 10^{13} cu m/yr, equal to 10^{16} l/yr. Corresponding estimates for advective flux rates of measurable DDT and 1254 PCB compounds are 7,000 and 4,000 kg/yr, respectively.

CONCLUSIONS

Table 7 summarizes input rates of polychlorinated

Table 7. Inputs of PCB's to the Southern California Bight

Route	Year	PCB's (kg/yr) 1242	1254	Total
Municipal wastewater	1974	4,300	1,100	5,400
Surface runoff	1972-73	≤ 550	250	≤ 800
Aerial fallout	1973-74	-	1,800	-
Industrial discharges	1973-74	< 180[a]	60	< 250
Antifouling paint	1973	< 1	< 1	< 1
Harbor flushing[b]	1974	-	< 150	-
Ocean currents	1973	-	4,000	-

[a]Assuming that the maximum 1242/1254 PCB ratio (3:1) found in San Diego Harbor also applies to San Pedro Harbor industrial discharges.

[b]San Pedro, Newport, and San Diego Harbors.

GENP 005759

774409

biphenyls to the marine waters off southern California. These data indicate that, in recent years, municipal wastewaters have been the dominant source of PCB's to this coastal marine ecosystem. In 1974, more than 5 metric tons of this synthetic organic material were discharged via the five major treatment plants in the Bight; the fact that the 1254 PCB values for municipal wastewaters and ocean current transport were of the same order of magnitude testify to the importance of the wastewater input route.

Aerial fallout is the other important route by which PCB's enter the waters of the Bight. The 1973-74 estimate of 1,800 kg for 1254 PCB exceeded the 1974 input from municipal wastewaters (1,100 kg), and the fact that PCB levels in municipal wastewater are continuing to decrease suggests that aerial transport of these contaminants may become the dominant input mode in the future.

Finally, these studies have demonstrated that, in southern California, surface runoff is only a secondary PCB source, while contributions from industrial discharges and antifouling paint use in the major harbors appear to be insignificant. Although intertidal mussels in these harbors had an order of magnitude more PCB in their soft tissues than did nearby coastal specimens, we found no evidence that harbor flushing constitutes a significant source of polychlorinated biphenyls to the coastal marine ecosystem.

REFERENCES

1. S. Jensen, "PCV as a Contaminant: History," in *PCB Conference*, pp. 6-17, National Swedish Environment Protection Board, Solna, Sweden, 1970.
2. P. Jay, "PCB: Uses in Industry," in *PCB Conference* pp. 18-25, National Swedish Environment Protection Board, Solna, Sweden, 1970.
3. R. W. Risebrough, P. Rieche, D. B. Peakall, S. G. Herman, and M. N. Kirven, "Polychlorinated Biphenyls in the Global Ecosystem," *Nature*, Vol. 220 (1968), pp. 1098-1102.
4. M. Kuratsune, T. Yoshimura, J. Matsuzaka, and A. Yamaguchi, "Epidemiologic Study on Yusho, a Poisoning Caused by Ingestion of Rice Oil Contaminated with a Commercial Brand of Polychlorinated Biphenyls," *Environ. Health Perspectives*, Vol. 1 (1972), pp. 129-36.
5. R. L. de Long, W. G. Gilmartin, and J. G. Simpson, "Premature Births in California Sea Lions: Association with High Organochlorine Pollutant Residue Levels," *Science*, Vol. 181 (1973), pp. 1168-70.
6. D. R. Young, D. J. McDermott, and T. C. Heesen, "Polychlorinated Biphenyl Inputs to the Southern California Bight," background paper prepared for the National Conference on Polychlorinated Biphenyls, 19-21 November 1975, Chicago, Illinois, Rept. TM 224, So. Calif. Coastal Water Res. Proj., El Segundo, Calif., 1975.
7. D. R. Young, D. J. McDermott, and T. C. Heesen, "Polychlorinated Biphenyls Off Southern California," to be published in the proceedings Volume of the International Conference on Environmental Sensing and Assessment, 14-19 September 1975, Las Vegas, Nevada.
8. D. J. McDermott, D. R. Young, and T. C. Heesen, "PCB Contamination of Southern California Marine Organisms," in the proceedings of the National Conference on Polychlorinated Biphenyls, 1975.
9. D. J. McDermott, D. R. Young, and T. C. Heesen, "Polychlorinated Biphenyls in Marine Organisms Off Southern California," Rept. TM 223, So. Calif. Coastal Water Res. Proj., El Segundo, Calif., 1975.
10. D. R. Young, and T. C. Heesen, "Inputs and Distributions of Chlorinated Hydrocarbons in Three Southern California Harbors," Rept. TM 214, So. Calif. Coastal Water Res. Proj., El Segundo, Calif., 1974.
11. D. R. Young, D. J. McDermott, T. C. Heesen, and T. K. Jan, "Pollutant Inputs and Distributions Off Southern California," to be published in the proceedings volume of the 169th National Meeting of the American Chemical Society, Symposium on Marine Chemistry in the Coastal Environment, 8-10 April 1975, Philadelphia, Penn.
12. D. R. Young, T. C. Heesen, D. J. McDermott, and P. E. Smokler, "Marine Inputs of Polychlorinated Biphenyls and Copper From Vessel Antifouling Paints," Rept. TM 212, So. Calif. Coastal Water Res. Proj., El Segundo, Calif., 1974.
13. J. N. Barry, "Wastes Associated with Shipbuilding and Repair Facilities in San Diego Bay," staff report, California Regional Water Quality Control Board, San Diego Region, 1972.
14. J. H. Jones, "General Circulation and Water Characteristics in the Southern California Bight," Rept. TR 101, So. Calif. Coastal Water Res. Proj., El Segundo, Calif., 1971.

GENP 005760

PCB CONTAMINATION OF SOUTHERN CALIFORNIA MARINE ORGANISMS

Deirdre J. McDermott, David R. Young, and Theadore C. Heesen*

Abstract

In the past, the submarine discharge of municipal wastewater has been the dominant source of PCB to the marine environment off southern California. However, the level of input from this source has steadily decreased during the period 1972 (> 19,000 kg/yr) to 1975 (2,600 kg/yr). Despite the significant decrease in this input, no significant decrease was observed over the 3-year period 1971-72 to 1974-75 in the level of PCB in muscle tissue of Dover sole, Microstomus pacificus, *collected from the major municipal wastewater discharge sites. In contrast, similar surveys of the intertidal mussel,* Mytilus californianus, *indicated that the PCB levels in this marine organism had significantly decreased over the same time period.*

Bight-wide surveys of M. californianus *and the yellow rock crab,* Cancer anthonyi, *indicate that PCB contamination of these marine animals is low but widespread. Levels of PCB in the harbor mussel,* M. edulis, *were highest in specimens collected from areas of intense vessel activity. A convenient and effective system for continuously monitoring PCB levels in the marine environment is described.*

INTRODUCTION

Over the last 4 years, the Southern California Coastal Water Research Project has been studying the inputs of PCB's to the Southern California Bight. A number of sources of PCB's (most closely resembling Aroclors 1242 and 1254) to the marine environment off southern California have been identified and their inputs quantified. The submarine discharge of municipal wastewater has been the dominant source of PCB to the marine environment off southern California. However, the level of input from this source has steadily decreased during the period 1972 (> 19,000 kg/yr) to 1975 (2,600 kg/yr). Dry aerial fallout also appears to be an important source, and if wastewater inputs continue to decrease, fallout may become the dominant input mode of the future. PCB inputs from surface runoff are of secondary importance, and those from direct industrial discharges and vessel antifouling paints are relatively insignificant. Detailed results of our inputs studies are presented elsewhere in these proceedings (ref. 1) and in a background paper (ref. 2).

Other workers have studied PCB contamination off California and elsewhere in the United States in the past decade. During the summer of 1975, several reports of high PCB levels in fish collected from Lake Michigan and the Hudson River caused public concern about PCB residues in commercial fish and sport fish (refs. 3-6). Munson's work in California (ref. 7) indicated that, in 1972, concentrations of these chlorinated hydrocarbons were low but widespread in the southern California marine community.

The work of Allen and his colleagues (ref. 8) with rhesus monkeys attests to the toxic effects of short-term, low-level (25 ppm) exposures to PCB's on non-human primates. Later results of their experiments on the monkeys showed that exposure to PCB's at the 2.5- and 5-ppm levels was related to spontaneous abortions and the birth of undersized infants (ref. 9). Also, de Long et al. (ref. 10) found PCB's to be associated with premature births in the California sea lion.

In conjunction with our studies of PCB sources, we undertook research into the fates and effects of PCB's in marine animals. Our research involved several organisms common locally (the Dover sole, *Microstomus pacificus*, a benthic flatfish; the yellow rock crab, *Cancer anthonyi*; and an open coast and a harbor mussel, *Mytilus californianus* and *M. edulis*, respectively), and three distinct programs:

- Regional surveys of PCB levels in the flatfish, the crab, and the mussels. Specimens from stations throughout the Southern California Bight (fig. 1) were analyzed to determine the levels of PCB's present in their tissues and plot the distribution of the substances in the Bight. Changes over time were noted, as were relationships between the concentration levels and man's centers of activity along the coast (wastewater discharge, major harbors). We also sought to identify the dominant PCB

*Deirdre McDermott is Assistant Environmental Specialist in Chemical Oceanography, Southern California Coastal Water Research Project, El Segundo, California. David Young and Theadore Heesen are also with Southern California Coastal Water Research Project, El Segundo, California.

This research was supported in part by the National Coastal Pollution Research Program of the Environmental Protection Agency, Grants R801153 and R801152. Investigations into the harbor distributions of PCB's were conducted in connection with State of California Agreement M-11, with the Marine Research Committee, Department of Fish and Game. Contribution 53 of the Southern California Coastal Water Research Project.

774410

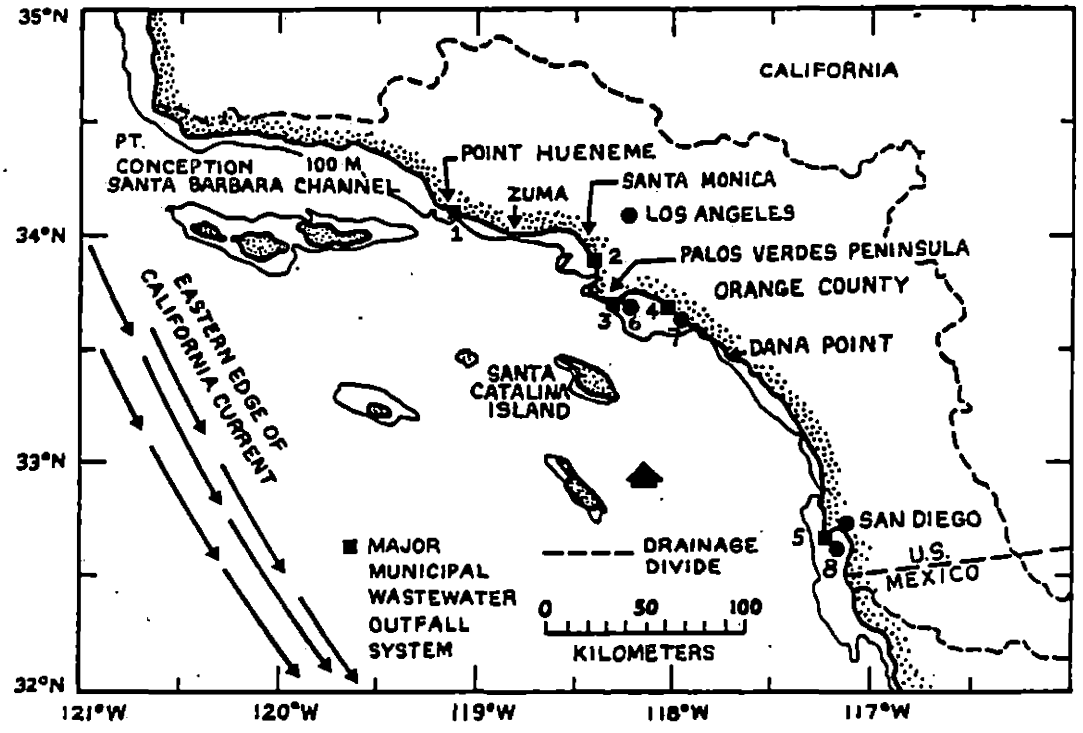

Figure 1. The Southern California Bight. Outfall systems are (1) Oxnard City, (2) Hyperion, Los Angeles City, (3) Whites Point, Los Angeles County, (4) Orange County, and (5) San Diego City. Major harbors are (6) San Pedro, (7) Newport, and (8) San Diego.

present by determining if the PCB's found most closely resembled Aroclor 1242 or Aroclor 1254.* Finally, we investigated the PCB levels in specimens of the flatfish afflicted with a fin erosion disease prevalent around several southern California wastewater outfalls.

- A study of the relative amounts of PCB's in the various tissues of the flatfish and the crab.
- The design of a convenient and effective system for continuously monitoring PCB levels in the marine environment.

This paper presents a brief summary of the results of these studies.

SAMPLING PROCEDURES AND CHEMICAL ANALYSIS

McDermott et al. (ref. 11) report in detail the procedures used for the collection and preparation of biological samples as well as the subsequent PCB analyses by electron-capture gas chromatography for all research programs discussed in this paper.

*Throughout the text, 1242 PCB and 1254 PCB have been used to distinguish between substances most closely resembling Aroclor 1242 and Aroclor 1254, respectively.

RESULTS AND DISCUSSION

Regional Surveys of PCB's in Marine Animals

Two Bight-wide surveys of PCB contamination in the benthic flatfish, Dover sole, were conducted during 1971-72 and 1974-75 (ref. 11). The results of these regional surveys (table 1) revealed that PCB levels in specimens collected near the three largest municipal wastewater discharge sites off Palos Verdes, Santa Monica, and Orange County were significantly higher than levels found in specimens from regions with little or no wastewater discharge. Despite the high levels of PCB in the fish from the outfall areas, less than 2 percent of all Dover sole taken in the two surveys had muscle tissue PCB concentrations that exceeded the Federal Food and Drug Administration's tolerance of 5 mg/wet kg in the edible portion of fish intended for interstate commerce.

Over the 3-year study period, municipal wastewater

GENP 005762

774411

Table 1. Total PCB concentrations (mg/wet kg) in muscle tissue of Dover sole *Microstomus pacificus*.[a]

Region	1971-72 (n^b = 110) Region median	1971-72 (n^b = 110) Station range	1974-75 (n^c = 165) Region median	1974-75 (n^c = 165) Station range
Point Hueneme	0.1	0.1	0.06	0.05-0.07
Santa Monica	1.5	0.4-2.8	2.0	1.0 -2.3
Palos Verdes	1.9	1.1-6.3	1.3	0.06-2.5
Orange County	0.7	0.1-1.2	0.6	0.3 -2.8
Dana Point	0.06	0.03-0.09	0.7	0.03-0.14
San Diego	-	-	0.2	0.09-0.6
Santa Catalina Island	0.04	0.03-0.04	0.05	0.03-0.07

[a]After ref.11. There is no statistically significant difference between the 1971-72 and the 1974-75 levels.

[b]Composite samples of Dover sole muscle tissue.

[c]Individual samples of Dover sole muscle tissue.

emissions of total PCB decreased (ref. 1). Yet we observed no statistically significant decrease in the levels of total PCB in the Dover sole. This finding indicates that other factors or inputs of these chlorinated hydrocarbons are involved in maintaining the total PCB levels in this fish.

During 1971 and 1974, Bight-wide surveys of the open coast mussel were also conducted (refs. 11,12). The results are shown in table 2. A regional survey of the yellow rock crab was also conducted during 1971 (ref. 11). Table 3 presents the median concentration of total PCB in the muscle tissue of the crabs collected in each region. These surveys indicate that the PCB contamination levels in these animals are low but widespread. Levels of total PCB in specimens near the major outfall systems were generally 10 to 100 times higher than levels in specimens collected from coastal or island control sites; however, the Federal tolerance level for PCB compounds was not exceeded in the edible portion of any specimens of these two species. The two surveys of *M. californianus* indicate that the level of PCB contamination in these mussels had decreased significantly over the 3-year interval, 1971-74, with a median percent decrease of 54 percent.

The dominant PCB observed in the three species surveyed was 1254 PCB; the other PCB identified was 1242 PCB. The percent composition of total PCB in the muscle tissue samples from the crab and mussel specimens was similar to that in the Dover sole muscle samples. The median 1974-75 composition of total PCB in muscle tissue of Dover sole taken near the five major discharge sites was 67 percent 1254 PCB and 33 percent 1242 PCB. This contrasted with the median 1974 composition of municipal wastewater emission of PCB: 29 percent 1254 PCB and 71 percent 1242 PCB. These data, along with a comparison of total PCB levels in Dover sole muscle tissue, surface sediments, and municipal wastewater emissions (table 4), indicate that the PCB levels in Dover sole are not dependent only upon the level of PCB discharged in wastewaters and that other factors, such as the solubility, volatility, the sediment load, or the relative biological uptake and

GENP 005763

774412

Table 2. Concentrations (mg/wet kg) of the PCB most closely resembling Aroclor 1254 in the whole soft tissues of *Mytilus californianus*.[a]

Station	1971	1974
Coastal		
Gaviota	0.05	0.01
Santa Barbara	0.03	0.02
Port Hueneme	0.12	0.37
Point Dume	0.08	0.04
Palos Verdes Peninsula		
Point Vicente	0.38	0.10
Royal Palm	0.52	0.14
San Clemente	0.05	0.02
Point Loma	0.12	0.06
Island		
Anacapa	0.01	0.01
Santa Barbara	0.07	0.02
Santa Catalina	0.02	0.01
San Nicolas	0.02	0.01
San Clemente	0.02	0.02

[a]After refs. 11, 12.

Table 3. Regional survey of total PCB concentrations (mg/wet kg) in the muscle tissue of individual yellow rock crabs, *Cancer anthonyi*, 1971-72.[a]

Region	No. of samples	Region median	Station range
Santa Monica	12	0.68	0.13 -2.2
Palos Verdes	16	0.82	0.30 -1.8
Outside San Pedro Harbor	5	0.49	0.32 -0.83
Orange County	9	0.32	0.23 -0.54
Ensenada[b]	3	0.014	0.012-0.018

[a]After ref. 11.

[b]Three chelae (*Cancer* species) purchased in fish market.

774413

GENP 005764

Table 4. Comparison of total PCB levels in muscle tissue of Dover sole, *Microstomus pacificus*, and bottom surface sediments and PCB mass emission rates in municipal wastewater.[a]

Region	1971-72 Dover sole (mg/wet kg)	1971-72 Sediments (mg/dry kg)	1971-72 Municipal waste (kg/yr)	1974-75 Dover sole (mg/wet kg)	1974-75 Municipal waste (kg/yr)
Palos Verdes	1.9	3.6	11,600	1.3	1,270
Santa Monica	1.5	0.53	1,920	2.0	956
Orange County	0.7	0.02	5,800	0.6	2,100
San Diego	-	0.01	118	0.2	1,050
Point Hueneme	0.1	0.004	3	0.1	5

[a]After refs. 1,2,11.

retention rate of a given PCB are involved in the resulting levels of PCB's in this marine animal.

Distribution of PCB's in Tissues of a Benthic Flatfish and Crab

In February 1975, special collections of Dover sole were made off Palos Verdes and Orange County for the analysis of PCB's in the muscle, liver, gonad, heart, and kidney tissues (ref. 11). The results are presented in table 5. The level of PCB in the liver tissue was 10 to 20 times higher than the levels observed in the other tissues analyzed. To determine the liver and muscle tissue burdens of the two sets of fish, the median concentrations of PCB in the specific tissue was applied to the average wet weight of that tissue:

	Liver burden	Muscle burden	Ratio, liver to muscle
Palos Verdes	0.04 mg	0.02 mg	2
Orange County	0.02 mg	0.03 mg	0.7

The liver-to-muscle tissue burden ratio for PCB in Palos Verdes Dover sole was 2; for Orange County specimens, the ratio was 0.7. There are two possible explanations for the high liver-to-muscle tissue burden ratio in the Palos Verdes fish. A review of the literature indicates that (1) in metabolic disturbances, the lipid (fat) content in liver tissue may significantly increase, and (2) chlorinated hydrocarbons, which are hepatic poisons, induce fatty livers. As chlorinated hydrocarbons are associated with lipids, if either one or both of these situations had occurred in the Palos Verdes Dover sole, it would have resulted in an increase in the total PCB levels in the liver and a higher liver-to-muscle tissue burden ratio. The lipid content of these tissues is being studied, and further work on the physiological and ecological implications of these tissue burdens is underway.

Analysis of the PCB concentrations in the reproductive organs of *C. anthonyi* indicate that the gonadal tissues generally contain PCB levels five to ten times higher than the muscle tissue levels (ref. 11). Also, in females, the gonad had an absolute tissue burden of PCB that was 25 percent higher than the muscle tissue burden (see table 6).

As the reproductive organs of this crustacean are exposed to considerably higher levels of this synthetic organic than is the muscle, spawning may represent a significant distribution mechanism of these contaminants in the marine environment, and a significant factor in the elimination of a large percentage of the body burden of these materials from the crab. The long-term effects of PCB concentrations on reproduction or other biological processes in this crustacean are unknown.

Fin Erosion and PCB Levels in a Benthic Flatfish

The Dover sole collected off Palos Verdes are frequently affected by fin erosion; the disease has recently also become prevalent off Orange County. Data on specimens with eroded fins and those with healthy fins taken in 1974 in single trawls were paired. Utilizing the

GENP 005765

774414

Table 5. Total PCB concentrations (mg/wet kg) in composite samples of tissues of Dover sole, *Microstomus pacificus*, 1975[a]

Tissue	Palos Verdes		Orange County	
	Median	Range	Median	Range
Muscle	0.7	0.1-1.1	1.1	0.6-1.4
Liver	15	11-18	8.3	4.8-13
Gonads	1.4	0.8-5.2	0.8	0.7-4.6
Heart	1.8	1.5-3.2	0.5	0.4-0.8
Kidney	0.8	0.6-1.1	0.6	0.6-0.8

[a]After ref. 11.

Table 6. Analysis of PCB concentrations in the reproductive organs of *Cancer anthonyi*

	Male	Female
Percent of combined gonad/muscle tissue weight		
Gonad	7	27
Muscle	93	73
Tissue burden (mg)		
Gonad	0.009	0.031
Muscle	0.025	0.025

Wilcoxon signed-rank test, the levels of PCB in the muscle tissue of the unaffected fish and the diseased fish were found to be different at the 90 percent confidence level ($p = 0.10$). Although this level is not considered to be statistically significant, it shows a strong tendency for the total PCB levels to be higher in the diseased fish. The median values for the diseased and unaffected groups were 2 and 1 mg/wet kg, respectively (refs. 11,13).

If this association was dependent upon the input level of PCB, one would expect fin erosion to be dominant off Orange County where the input level of PCB is the greatest. One would also expect to find it off Santa Monica and San Diego where the level of input is similar to Palos Verdes. However, this is not the case. There are several possible reasons for the association between high PCB levels and fin erosion. The disease is predominantly found in the Palos Verdes region: Palos Verdes sediments have the highest levels of PCB in the Bight, thus contaminated sediments could be the dominant factor. Also, PCB—in combination with other constituents present in this region (DDT, hydrogen sulfide, trace metals)—could be involved in the development of the disease. It is also possible that PCB uptake is enhanced in diseased fish; hence the higher levels could be the result of the disease rather than a cause. These relationships are being studied further.

GENP 005766

774415

Surveys of PCB's in Harbor Mussel

Composite samples of the whole soft tissues of *Mytilus edulis* collected from three major southern California harbors (San Pedro, Newport, and San Diego) were analyzed for PCB's (ref. 11).

The survey showed that the harbor mussels had contamination levels up to 20 times those found in specimens of the same species collected from nearby coastal sites. Highest levels were found in mussels taken near regions of heavy vessel activity. Figure 2 shows the data for San Diego Bay, where the range of total PCB values near the commercial docks and navy moorings (0.80 to 1.3 mg/wet kg) is three to four times higher than the values observed at other inner harbor sites, and ten times greater than levels in nearby coastal mussels.

The levels of 1254 PCB in seawater at the mouths of the harbors were generally on the order of 1 part per trillion (ref. 1,2). The values of 1254 PCB in the whole soft tissues of the harbor mussels were 100,000 times these seawater levels.

Although most antifouling paints presently applied to vessel bottoms in southern California contain PCB concentrations of less than 1 mg/dry kg, a few samples of pre-1970 paint chips averaged about 10 percent PCB or 100,000 mg/dry kg (ref. 14). Thus it is possible that thousands of kilograms of this synthetic material could have been released annually to the harbor and coastal marine ecosystems, before the widespread use of non-recoverable PCB's was discontinued in the United States in the early 1970's.

Bouy Mussels: An Offshore Biomonitoring System

In June 1974, 4- to 6-cm long specimens of *M. californianus* were collected from Point Sal, an area known to be relatively free of PCB contamination. Within 1 day of collection, these mussels were transported to a taut-line bouy anchored off Whites Point, where wastewaters from Los Angeles County's Joint Water Pollution Control Plant discharged (ref. 11). The mussels were placed in net bags fastened at five levels between the sea surface (0.5 m) and the bottom sediments (35 m), which are highly contaminated with trace metals and chlorinated hydrocarbons at this site (refs. 15-17).

The mussels transported to the bouy system off Palos Verdes appeared to survive well under the test conditions: Less than 10 percent mortality was observed at any of the five levels (0.5 to 35 m) at which the mussels were suspended during the 3-month study.

On the average, mussels living at Royal Palm Beach, inshore of the buoy, contained 17 times as much PCB as the control specimens at the time of their transfer to the buoy northwest of the outfalls. Thus, exposure of these mussels to PCB was greatly increased upon their transfer to the discharge region.

The results indicated that there was a direct relationship between uptake of PCB and proximity of the bioindicator to the contaminated bottom sediments and to the wastewater plume, which is trapped beneath the thermocline. The bottom specimens became approximately 10 times as contaminated as did the surface specimens.

At the end of the 13-week period, the 1254 PCB concentrations in the whole soft tissues of specimens collected from Level 5 (closest to the bottom sediments) were approaching 0.4 mg/wet kg; those specimens from Level 1 (at the surface) were at 0.04 mg/wet kg. To date, the highest 1254 PCB concentration measured in the water above the outfalls is 4 ng/l (ref. 12). This suggests a concentration factor on the order of 100,000 for 1254 PCB in the whole soft tissues of *M. californianus*, a number in good agreement with the estimate for *M. edulis* in the harbors.

SUMMARY

1. No statistically significant decrease in the Bight-wide levels of PCB in the muscle tissue of Dover sole was observed over the 3-year period 1971-72 to 1974-75.

2. The level of PCB contamination of the open coast mussel decreased significantly over the 3-year interval, 1971-74, with a median percent decrease of 54 percent.

3. Regional surveys of the yellow rock crab and open coast mussel indicate that PCB contamination levels in these animals are low but widespread.

4. For all three species surveyed, PCB levels in specimens collected near major outfall systems were generally 10 to 100 times higher than levels in specimens collected from coastal or island control sites.

5. The dominant PCB observed in the three species surveyed most closely resembled Aroclor 1254; the other PCB identified most closely resembled Aroclor 1242. In contrast, the dominant PCB discharged via municipal wastewaters most closely resembled Aroclor 1242.

6. The liver tissue of Dover sole generally had concentrations of PCB's 10 to 20 times greater than the levels found in the muscle, gonad, heart, and kidney tissues.

7. The liver-to-muscle tissue burden ratio for total PCB in Palos Verdes Dover sole was three times higher than the ratio for Orange County specimens.

8. The reproductive organs of the yellow rock crab generally contain PCB levels five to ten times higher than the muscle tissue levels.

GENP-005767

774416

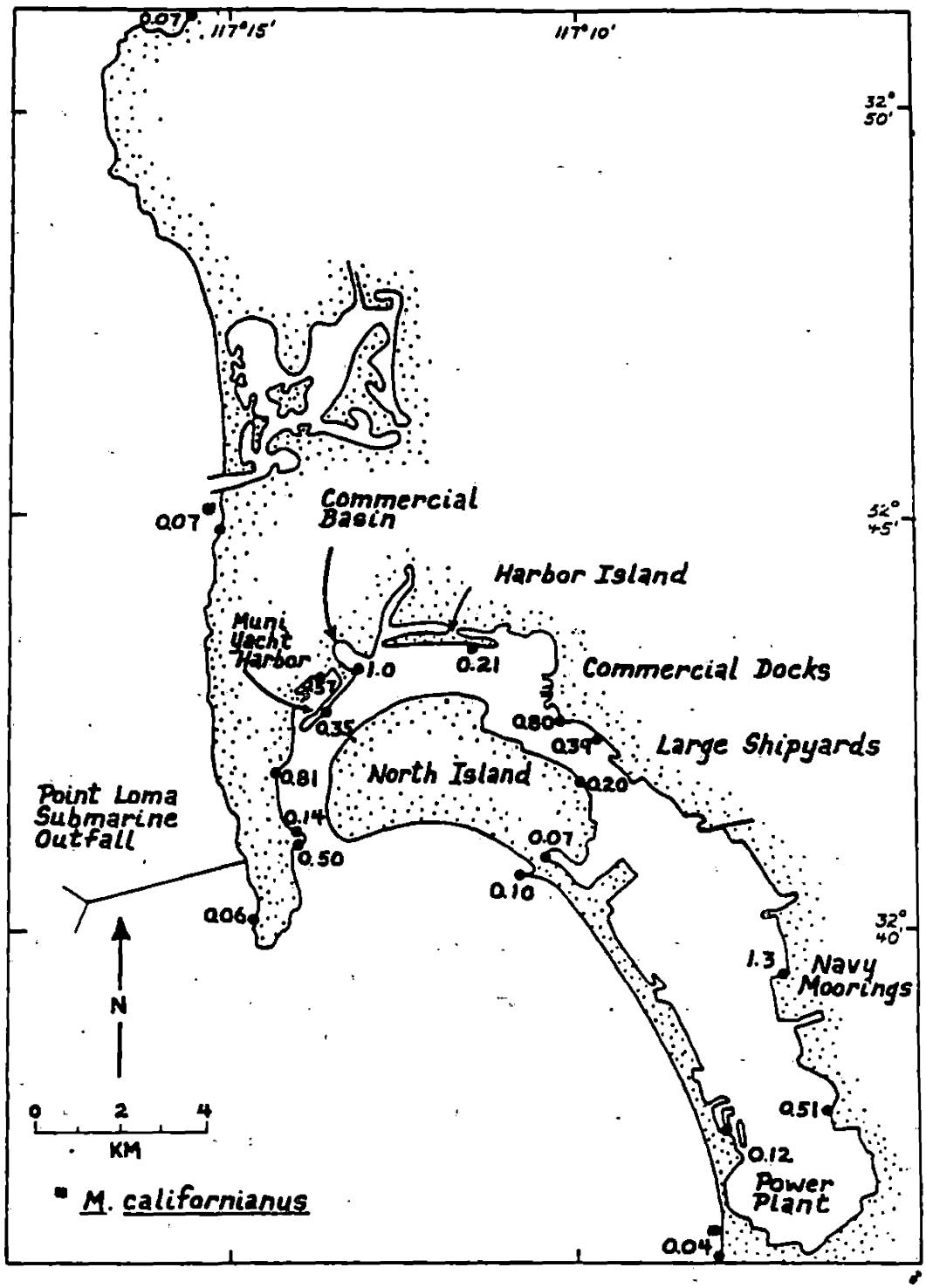

Figure 2. Total PCB concentrations (mg/wet kg) in whole soft tissues of *Mytilus edulis* in San Diego Bay, January 1974. (After ref. 11).

GENP 005768

774417

9. PCB's were found to be associated with the fin erosion disease prevalent in Dover sole collected around major municipal wastewater discharge sites at the 90 percent confidence level ($p = 0.10$).

10. Harbor mussels had PCB contamination levels up to 20 times those found in specimens of the same species collected from nearby coastal sites. Highest levels were found in mussels taken near regions of heavy vessel activity.

11. Although the mussel used in the buoy system was an intertidal organism, less than 10 percent mortality was observed at depths to 35 m. This mussel's hardiness, its ubiquitous distribution along many coastlines around the world, its very high ability for concentrating chlorinated hydrocarbons above seawater values, and its apparent ability to rapidly respond to changes in environmental levels of such contaminants make it a very useful bioindicator, both in natural intertidal communities and on offshore substrates.

The widespread use of nonrecoverable PCB's was curtailed in the United States during the early 1970's. However, the inputs of these persistent substances are still diffuse and difficult to control. There is a need for more knowledge of the effects of these materials in the marine environment; in particular, uptake rates, persistence, and biological effects should be studied.

REFERENCES

1. D. R. Young, D. J. McDermott, and T. C. Heesen, "Marine Inputs of Polychlorinated Biphenyls Off Southern California," in the proceedings of the National Conference on Polychlorinated Biphenyls, 1975.
2. D. R. Young, D. J. McDermott and T. C. Heesen, "Polychlorinated Biphenyl Inputs to the Southern California Bight," background paper prepared for the National Conference on Polychlorinated Biphenyls, 19-21 November 1975, Chicago, Illinois, Rept. TM 224, So. Calif. Coastal Water Res. Proj., El Segundo, California, 1975.
3. R. H. Boyle, "Poisoned Fish, Troubled Waters," *Sports Illustrated*, 1 September 1975, pp. 14-17.
4. R. Servero, "State Says Some Striped Bass and Salmon Pose a Toxic Peril," *New York Times*, 8 August 1975.
5. R. Servero, "Warning Ignored on Striped Bass," *New York Times*, 9 August 1975.
6. R. Servero, "Reports of Chemical in Fish Initially Withheld," *New York Times*, 17 August 1975.
7. T. O. Munson, "Chlorinated Hydrocarbon Residues in Marine Animals of Southern California," *Bull. Environ. Contam. Toxicol.*, Vol. 7 (1972), pp. 223-228.
8. J. R. Allen, L. A. Carstens, and D. A. Barsotti, "Residual Effects of Short-Term, Low-level Exposures of Nonhuman Primates to Polychlorinated Biphenyls," *Toxicol. and Applied Pharm.*, Vol. 30 (1974), pp. 440-451.
9. D. A. Barsotti and J. R. Allen, "Effects of Polychlorinated Biphenyls on Reproduction in the Primate," paper presented at the meeting of the American Societies for Experimental Biology, 18 April 1975, Atlantic City, N.J.
10. R. L. de Long, W. G. Gilmartin, and J. G. Simpson, "Premature Births in California Sea Lions: Association With High Organochlorine Pollutant Residue Levels," *Science*, Vol. 181 (1973), pp. 1168-70.
11. D. J. McDermott, D. R. Young, and T. C. Heesen, "Polychlorinated Biphenyls in Marine Organisms Off Southern California," background paper prepared for the National Conference on Polychlorinated Biphenyls, 19-21 November 1975, Chicago, Illinois, Rept. TM 223, So. Calif. Coastal Water Res. Proj., El Segundo, California, 1975.
12. B. de Lappe and R. Risebrough, personal communication.
13. D. J. McDermott and M. J. Sherwood, "DDT and PCB in diseased Dover sole," in 1975 Annual Report, So. Calif. Coastal Water Res. Proj., pp. 33-5, 1975.
14. D. R. Young, T. C. Heesen, D. J. McDermott, and P. E. Smokler, "Marine Inputs of Polychlorinated Biphenyls and Copper from Vessel Antifouling Paints," Rept. TM 212, So. Calif. Coastal Water Res. Proj., El Segundo, California, 1974.
15. J. N. Galloway, "Man's Alteration of the Natural Geochemical Cycle of Selected Trace-Elements," Ph. D. dissertation, University of California, San Diego, 1972.
16. Southern California Coastal Water Research Project, "The Ecology of the Southern California Bight: Implications for Water Quality Management," Rept. TR 104, So. Calif. Coastal Water Res. Proj., El Segundo, California, 1973.
17. D. J. McDermott, T. C. Heesen, and D. R. Young, "DDT in bottom sediments around five southern California outfall systems," Rept. TM 217, So. Calif. Coastal Water Res. Proj., El Segundo, California, 1974.

GENP 005769

774418

TRANSPORT OF CHLORINATED HYDROCARBONS IN THE UPPER CHESAPEAKE BAY

T. O. Munson, Ph.D., H. D. Palmer, Ph.D., and J. M. Forns*

Abstract

Under contract to the Maryland State Department of Natural Resources, the staff of the Westinghouse Ocean Research laboratory (together with subcontractors at Johns Hopkins University and the University of Maryland) recently completed the Upper Bay Survey—a program having as the central task the study of the routes, rates, sources, sinks, and reservoirs of chlorinated hydrocarbons (CHC's) in the upper Chesapeake Bay. Data from the field portion of this program will be presented; in particular, the levels of PCB's, chlordane, and DDTR found in bottom sediments, suspended particulates, zooplankton, and shellfish will be summarized. The discussion will include the role of sediment deposits as traps for CHC's; suspended particulates as transport vehicles for CHC's; movement of CHC's from the suspended particulate reservoir into the biological system, particularly shellfish and zooplankton; and the sources of CHC's in the upper Chesapeake Bay.

INTRODUCTION

The concept of the Upper Bay Survey grew directly from the Chester River Study (ref. 1), a program of more limited scope, which was completed in the fall of 1972. An objective of that program was to provide the Maryland Department of Natural Resources with environmental and resource management information essential to the local shellfish industry. These studies were directed toward determining the source and fate of chlorinated hydrocarbons and selected trace metals in the waters and sediments of this estuary. The approach was multidisciplinary. The project as a whole was considered experimental, since it was to encompass many aspects of an estuarine ecosystem with the declared purpose of supporting the practical needs of natural resource managers. Thus, the Chester River Study was a program of focused, applied research rather than a more basic program to extend knowledge in estuarine sciences.

As a result of this program, it became clear that the upper Chesapeake Bay was the most likely source of sediment-borne materials considered potentially harmful to the living resources of the Chester River. An extension of the Chester River project encompassing the bay between the Severn and Susquehanna Rivers became the next logical step in assessing the impacts of man-made substances in the bay ecosystem. The Upper Bay Survey (funded by the Mayland Department of Natural Resources) was begun in December 1973—once again multidisciplinary, but also multiinstitutional with the participation of scientists from the University of Maryland and The Johns Hopkins University. A 12-month research program was implemented with the following five definitive objectives:

1. To determine concentrations, distributions, and sources for chlorinated hydrocarbons (CHC's) including pesticides and polychlorinated biphenyls (PCB'S), and to determine the nature of transport paths, mechanisms, and rates in the Chesapeake Bay's waters, sediments, and organisms.
2. To determine immediate and longer-term biological consequences of chlorinated hydrocarbons and PCB'S on commercially important species.
3. To determine the distribution of bacteria on sediments and suspended particles of the upper bay, and to perform toxicological studies of the combined effects of pesticides and bacteria on oysters.
4. To institute numerical models for projecting contaminant distribution relative to the sources and to develop interrelations to biological impacts resulting from changes in the upper Chesapeake Bay's input stresses.
5. To report results in a format convenient for resource management and in a format for computer storage, retrieval, and augmentation.

In this paper, the data resulting from the chlorinated hydrocarbon analyses of bottom sediments, suspended sediments, zooplankton, and shellfish will be presented and discussed.

METHODS

Sample Collection. The bottom sediments were collected as grab samples using either a Wildco-Eckman Bottom Sampler or a Ponar Grab Sampler. In the laboratory, a portion of the sample was retained for sediment grain-size and clay mineralogy analyses, and the remainder air-dried for about 1 week. The shellfish samples were collected with a modified bottom trawl or a Ponar Grab Sampler and frozen for later analysis.

Suspended particulate samples were collected from surface, midwater, and 0.5 m from the bottom at the sampling stations illustrated in figure 1. The suspended

*Westinghouse Ocean Research Laboratory, Annapolis, Maryland.

GENP 005770

774419

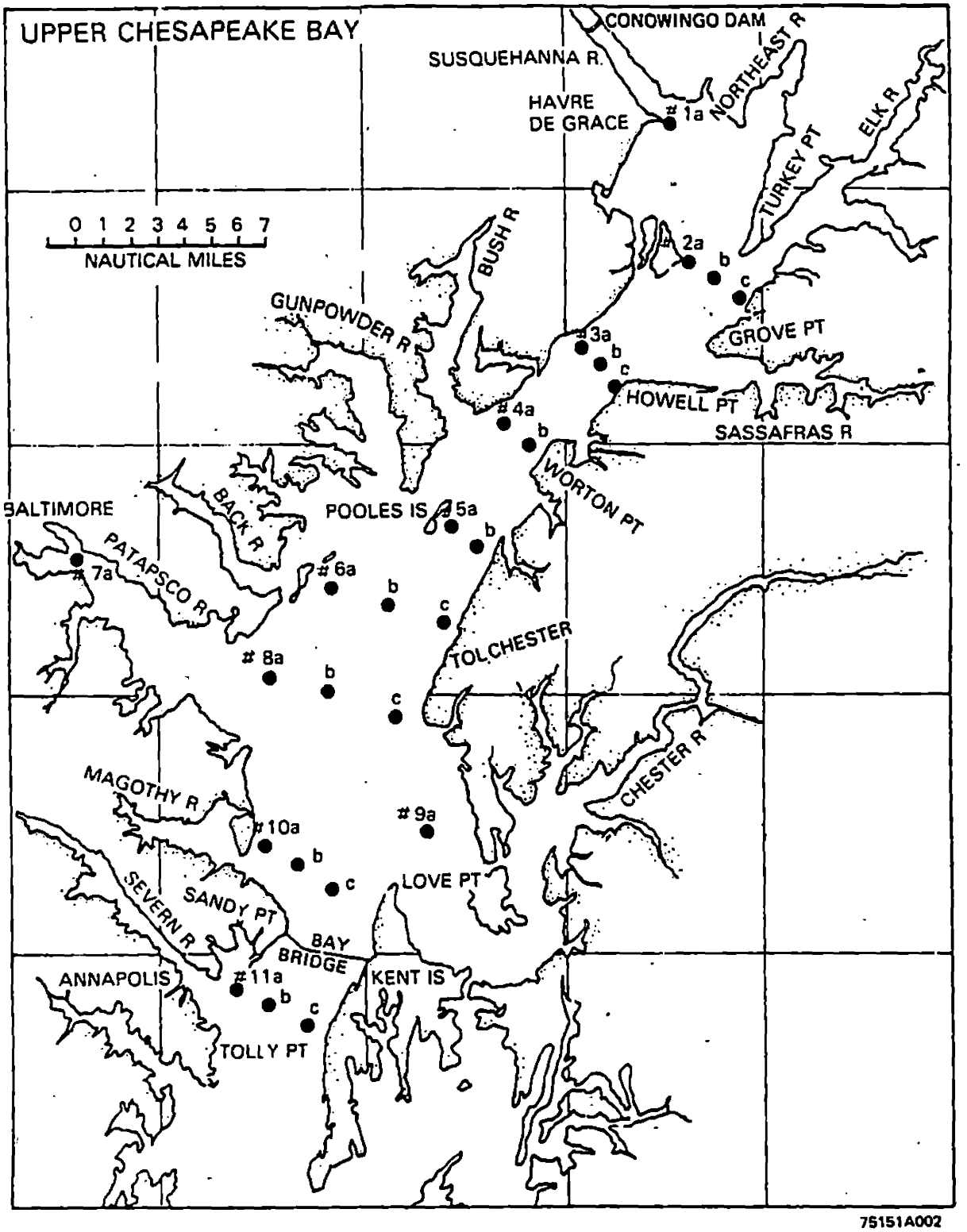

Figure 1. The principal stations at which samples and measurements were taken in the Upper Bay Survey.

774420

GENP 005771

particulates were collected by filtration through Gelman type-A glass-fiber filters having nominal pore diameters of 5-8 μ (the functional pore size appeared much smaller because our tests with Chesapeake Bay water showed that nothing which passed through this filter could be retained on a 0.45 μ Millipore filter). In order to get sufficient sample for chlorinated hydrocarbon analysis (in excess of 0.3 g dry weight) as much as 100 l of water was filtered depending upon the concentration of suspended particulates in the water (usually in the range, 3 to 30 mg/l).

Figure 2 shows the filter apparatus and a filter loaded with suspended particulates. It was determined empirically that filtering until two filters 14.5 cm in diameter became clogged provided the minimum amount of sample required. The bay water entered a ¾ inch garden hose suspended at the appropriate depth, passed through the filter, through the pump, and into a calibrated vessel for volume estimation. The wet filters were folded, wrapped in aluminum foil and transported to the laboratory. In the laboratory the samples were air-dried (about days) and stored wrapped in foil until analysis. The weight of sample collected (and subsequently extracted) was determined by a calculation using the volume of water filtered and the concentration of suspended particulates in the water.

Two procedural restrictions prevented direct determination of the suspended particulate sample weights: first, the filters had to be preextracted with solvents to remove interfering substances and sealed in foil until use, which made preweighing undesirable; and second, had preweighing been done, the subsequent weights would have been dubious because these filters had to shed and flake. At each point in time and space where a suspended particulate sample was collected for chlorianted hydrocarbon analysis, two suspended particulate samples were collected on 4.7 cm diameter Millipore or Nucleopore membrane filters (pore size 0.45 and 3 μ respectively)—one for determing the suspended particulate concentration and one for determining the suspended particulate grain-size diameters (ref. 2).

Zooplankton samples were collected as oblique tows with paired half-meter standard oceanographic nets using hexane rinsed 202-μ Nitex netting. A calibrated G.K.-type mechanical flowmeter was placed in the mouth of each of the two nets to record the volume of water passing through. Upon completion of each tow, the nets were carefully washed to concentrate the plankton in the cod end. After removal of the larger, gelatinous material by passage through a 4-mm sieve, the samples were concentrated with a 202-μ sieve. From each pair of net samples, one net collection was preserved for taxonomic and biomass enumerations, and the other sample was passed through a hexane-extracted Gelman glass-fiber filter to collect the zooplankton. The resultant pad of zooplankton (including the filter) was frozen and retained for later analysis.

Sample Preparation. All of the samples were extracted using Soxhlet extraction with 2:1 hexane-acetone (the biological samples were first dried by being ground with anhydrous sodium sulfate). All of the extracts were subjected to fuming sulfuric acid cleanup procedures (refs. 3,4) prior to gas chromatographic analysis. Before the acid treatment procedure, the bottom sediment extracts were treated wtih activated alumina. Most of the bottom sediment extracts, some of the suspended sediment extracts, and several of the zooplankton extracts contained sulfur, which was removed by treatment with elemental mercury (ref. 5).

Chlorinated Hydrocarbon Analysis. The chlorinated hydrocarbons were identified and quantitated by multicolumn, electron-capture, gas-liquid chromatography. Peak relative retention times and peak heights (or areas) were compared to those of standard compounds. The amounts of PCB's and chlorinated pesticides were estimated by a manual subtraction procedure correcting for the overlapping peaks.

RESULTS AND DISCUSSION

Table 1 summarizes the chlorinated hydrocarbon levels found in the various types of samples collected in the upper Chesapeake Bay.

The standard deviation values given in table 1 emphasize the fact that the range of CHC values observed within any particular sample type was very broad. The values for CHC's on suspended sediment and zooplankton varied greatly from one station to the next during the same collection period or at the same station from one collection period to the next. Apparently these values fluctuate rapidly enough (temporally and spatially) that only the unusually large events in terms of time and/or space will be observed at enough points to describe a trend when the sampling is limited to a fairly small number of samples, as in this program. The multidisciplinary approach of this program, however, circumvents this problem somewhat by providing many different types of data that are comparable in space and time. As will be seen below, these data then can be examined for interrelationships relevant to the understanding of the dynamics of chlorinated hydrocarbon movements in the upper Chesapeake Bay.

For the purposes of this discussion, the PCB's will be discussed as total PCB (the sum of the values reported as Aroclor 1242, 1248,1254, and 1262), and in some

GENP 05772

774421



Figure 2. Filtering apparatus for collecting suspended sediment samples and a Gelman filter containing suspended sediments.

774422

GENP 005773

Table 1. Average chlorinated hydrocarbons found in the upper Chesapeake Bay (Standard deviations are in parentheses)

Sample type	Number of samples	Total PCB	Total chlordane	Total DDT
Shellfish (wet,ppm)[a]	26	0.052(0.037)	0.016(0.017)	0.035(0.041)
Plankton (wet,ppm)	70	0.50(1.4)	0.041(0.032)	0.16(0.68)
Suspended sediment (dry,ppm)[b]	66	0.92(0.87)	0.061(0.086)	0.057(0.066)
Bottom sediment (dry,ppm)	54	0.28(0.57)	0.0052(0.014)	0.051(0.067)
Plankton (H_2O,ppt)[c]	69	0.042(0.164)	0.0038(0.0083)	0.010(0.035)
Suspended sediment (H_2O,ppt)	68	12(14)	0.53(0.88)	0.78(1.5)

[a]The values are expressed as µg CHC found per g wet weight of material extracted.

[b]The values are expressed as µg CHC found per g dry weight of material extracted.

[c]The values are expressed as ng of CHC found per l of water filtered to collect the material extracted.

cases, all of the CHC's found will be summed and discussed as total CHC. The PCB residue pattern observed most often matched Aroclor 1254 or a mixture of Aroclors 1254 and 1262. (Aroclor 1242 or 1248 was found in many of the samples.)

By comparing the bottom sediment data with the suspended sediment (dry) data, one can see that the PCB and chlordane concentration are 4 to 10 times higher in the suspended sediments. The higher values in the suspended sediment probably occur for one, or most likely, both of the following reasons: the average grain-size of the suspended sediments is much smaller than that of the bottom sediments, resulting in a greater surface area for adsorption per unit weight; and although the suspended sediments are primarily inorganic materials, the phytoplankton, which were included in these samples, probably bioconcentrated chlorinated hydrocarbons to some extent.

If one accepts the above discussion, one is left with the dilemma that the DDTR does not appear higher in the suspended sediments as do the PCB and chlordane. But all uses of DDT were banned in the United States at the end of 1972. If this ban had the effect of decreasing the DDT levels flowing into the Chesapeake Bay, the concentrations of DDT residues in the suspended sediments would be less relative to those in the bottom sediments because the bottom sediment samples consist of materials deposited during the sampling year and previous years as well, while the suspended sediment samples consist primarily of materials that entered the bay during the sampling year. While this explanation is plausible, it seems somewhat suspicious that samples

GENP 005774

774423

were taken fortuitously at just the right time to yield exactly the same DDT residue levels in both the suspended sediments and the bottom sediments.

The data in table 1 also show that the CHC's are bioconcentrated in passing from the suspended sediment into the zooplankton. To evaluate the magnification, one must first convert the plankton (wet) values to plankton (dry) to allow comparison with the suspended sediment (dry) values. If one conservatively uses 0.10 as the plankton dry weight to wet weight ratio (ref. 6), one then multiplies all of the plankton (wet) values by 10 to convert to plankton (dry) and then calculates the following bioconcentrations as the CHC's pass from the suspended sediments to the zooplankton: PCB, 5.4; chlordane, 6.7; and DDTR, 28. The DDTR value seems unreasonably high, and it probably is. If two anomalously high DDTR values are excluded from the total and the average is computed from the other 68 values, the average DDTR in plankton (wet) become 0.045, leading to a magnification of 7.9—a value more compatible with the others.

The CHC data for suspended sediments and zooplankton are expressed in two ways, as mentioned earlier, but further amplification should be made. Environmental residues of chlorinated hydrocarbons (chlorinated pesticides and polychlorinated biphenyls) usually are reported as parts per million (ppm) dry weight (or wet weight) based upon the dry weight (or wet weight) of sample which was extracted for the analysis. If the levels are very low, parts per billion (ppb) or parts per trillion (ppt) also are used. The data then represent the concentration of CHC's present in that sample. In the consideration of transport of CHC's (rates, routes, etc.) the amount of CHC being transported by a water movement frequently is of more interest than the concentration of the CHC's on the suspended sediments in the water.

Therefore, in addition to the data being presented in the usual fashion, the zooplankton and suspended sediment CHC data are presented as nanograms (10^{-9}g) of CHC on zooplankton or suspended sediment per liter of water (by definition, ppt). These values represent the amount of CHC associated with the suspended sediments or the zooplankton contained in a 1 liter sample of bay water. In a sense, the numbers can be compared directly because they have been normalized to a unit volume of water. For instance, referring to table 1, one finds the average PCB values in the bay water on suspended sediment and zooplankton to be 12 ppt and 0.042 ppt, respectively. On the average, a given volume of bay water will have about 300 times as much PCB in the suspended sediment fraction as in the zooplankton fraction.

Using these values, one also could calculate approximate biomagnification values from the shellfish data. The concentrating ability of shellfish usually is expressed as the level accumulated in the shellfish tissue (wet weight) divided by the exposure concentration in the water. Using the values for CHC in the water column on suspended sediment, the shellfish concentration factors are approximately: PCB, 4,000; chlordane, 30,000; and DDTR, 45,000. These values should be considered rough estimates, because the average values used for CHC's in the water column probably do not represent accurately the values at the water-bottom sediment interface inhabited by these shellfish.

Figure 3 is a log-log plot of total CHC concentration in the water column on suspended sediment (ppt) versus the concentration of suspended sediment in the water (mg/l). Although the data points are widely scattered, the data could best be enclosed in an oblong field with an upward tilt to its long axis. This indicates a positive relationship between the parameters plotted (if the parameters were unrelated—that is, varied independently—the long axis of the oblong would be either vertical or horizontal). The correlation obviously is not followed closely by all of the data, but in general, it indicates that the bay water samples which had high suspended sediment concentrations also had high levels of CHC's in the water on suspended sediments. If all suspended sediments in the water contained the same amounts of CHC's (ppm, dry weight), a perfect correlation would have been observed in figure 3. The variations in the concentrations of CHC's on suspended sediments are responsible for the scattering of the data.

Figure 4 is a log-log plot of total CHC's in the water on zooplankton (ppt) versus the zooplankton biomass in the water (mg/m^3). Although the data are somewhat scattered, there is an obvious positive relationship—as the zooplankton population in the water increases (increasing biomass), the amount of CHC's in the water on zooplankton increases. The existence of this relationship establishes that there is movement of CHC's into the aquatic food chains which include the zooplankton community. The fact that the zooplankton population contains only a small fraction of the CHC's present in the water column, considered with the relationship observed in figure 3, suggests that the movement of CHC's into the biological system (via zooplankton) from the nonbiological system (suspended sediments) is not influenced by changes in the concentration of suspended sediment but is regulated by whatever regulates the zooplankton population. One could visualize the suspended sediments in the water column as being a reservoir of CHC's, which flow into the biological system when zooplankton blooms occur.

774424

GENP 005775

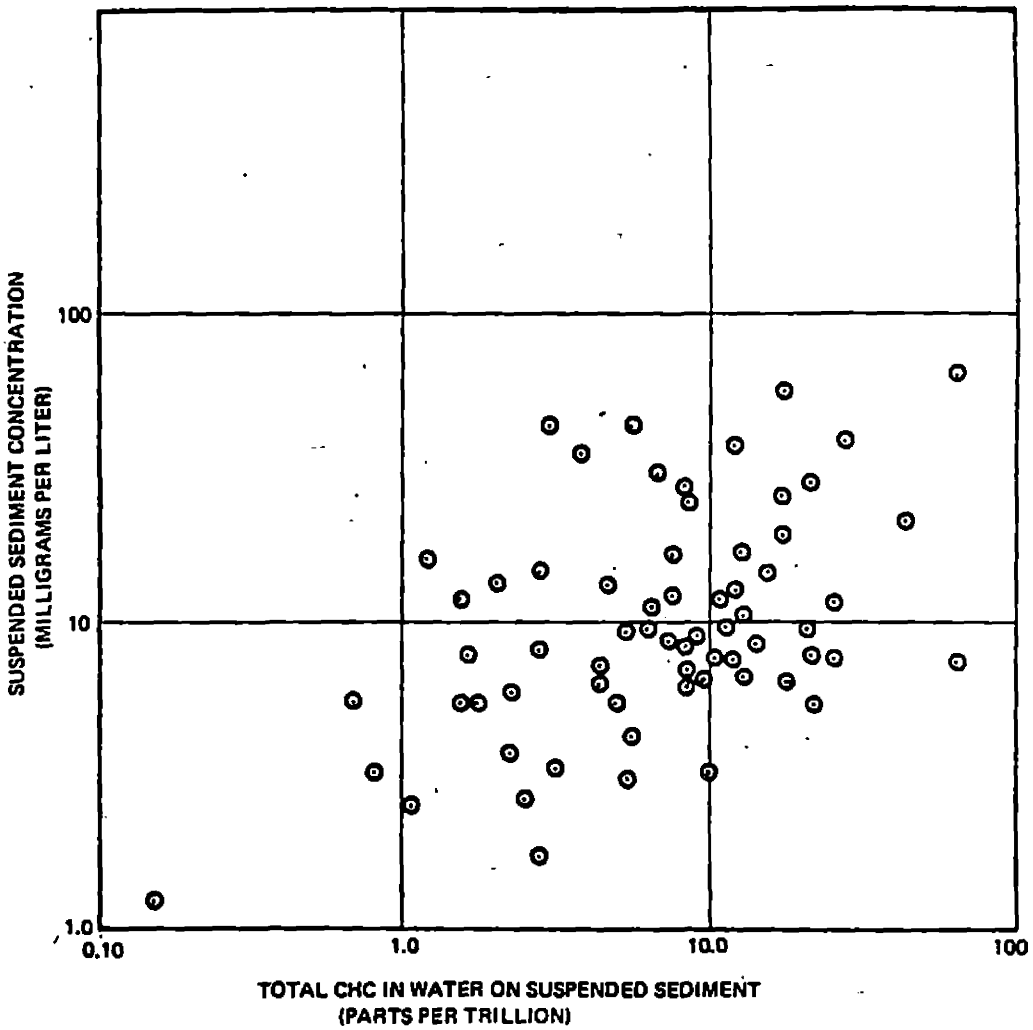

Figure 3. A plot of the log of the suspended sediment concentration in the water (milligrams per liter) versus the log of the total CHC concentration in the water associated with the suspended sediment (parts per trillion).

Obviously, this concept is an over simplification of a very complex system. More likely, the phytoplankton are important in the transport of CHC's from the non-biological reservoir into the zooplankton food-chain. Unfortunately, the sampling procedure for gathering suspended sediments involved pumping the water through a filter, so the phytoplankton were included in the fraction called suspended sediments. To overcome this limitation, it had been hoped to estimate the influence of changes in the phytoplankton population through the use of measurements of the chlorophyll level in the water column. Figure 5 presents a log-log plot of the zooplankton biomass versus the chlorophyll-a concentration in the water column. These parameters appear to be independent variables. A similar plot (not shown) of the chlorophyll-a concentration versus the concentration of CHC's in the water column on zooplankton yielded a very similar result. If the phytoplankton have a direct role in the pathway of CHC's into the zooplankton community, the chlorophyll-a data shown here do not indicate it.

Whatever the details of the pathway for CHC's from the suspended sediment reservoir into the zooplankton, it seems that only a very small percentage of the CHC's in the water column are associated with the zooplankton (average of 12 ppt PCB in the water column on suspend-

GENP 005776

774425

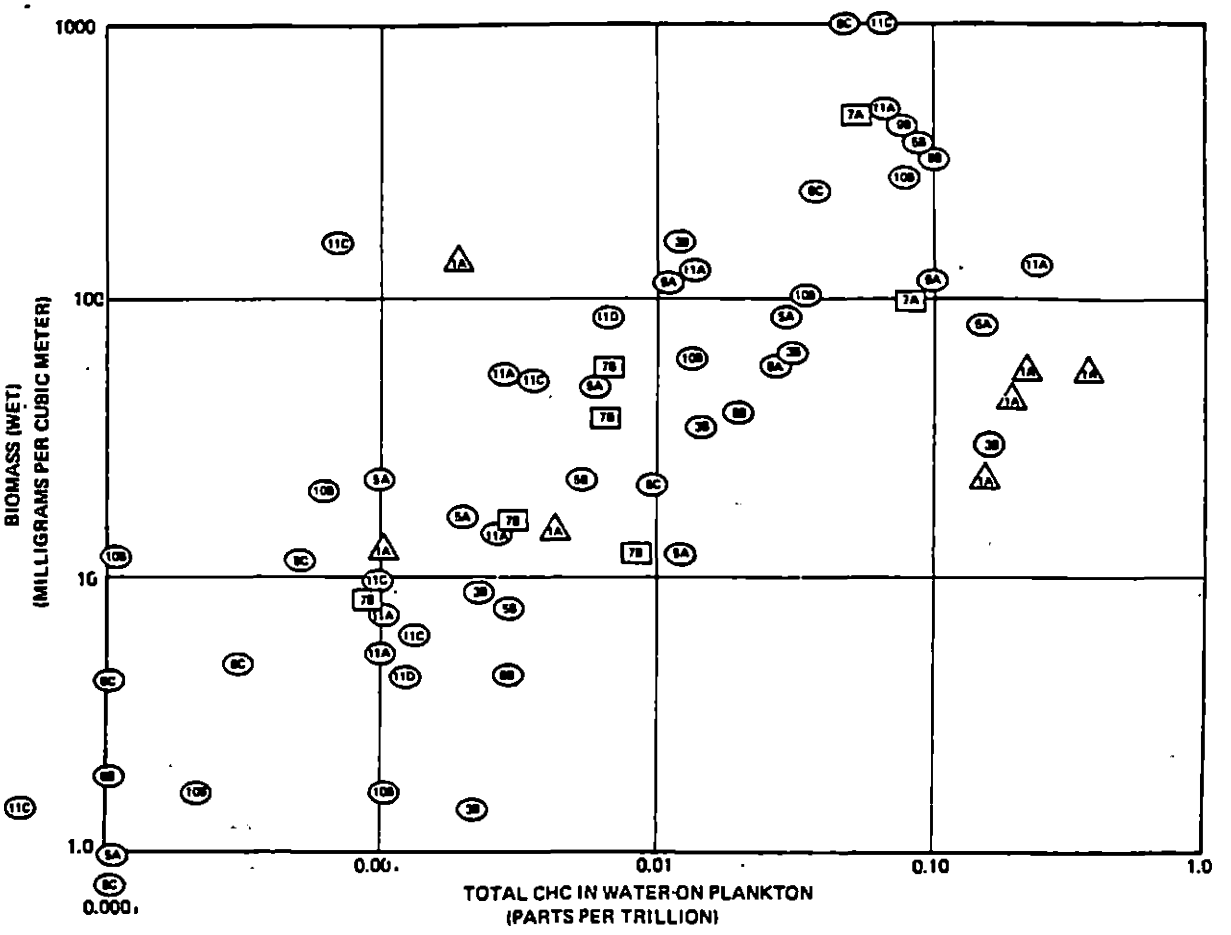

Figure 4. A plot of the log of zooplankton biomass (milligrams weight per cubic meter) versus the log of the total CHC in the water associated with the zooplankton (parts per trillion).

ed sediment versus 0.042 on zooplankton). However, to quantify the rate of movement of the CHC's via this pathway one would need information about turnover rates in the plankton community. Regarding resource management, one should consider that a change in bay conditions that would increase the zooplankton population would probably have the effect of increasing the flow of CHC's from the suspended sediment reservoir into the biological system. This could create adverse consequences as all aquatic species of commercial interest at some time in their lifecycle make up a part of the zooplankton community.

By far, the largest route for the transport of CHC's from the suspended sediment reservoir probably is a result of sediment deposition. The areas of deposition of fine-grain sediments can be visualized as sinks where the CHC's attached to suspended sediments collect. As in the Chester River Study (ref. 1), the chlorinated hydrocarbons in the bottom sediments were found highest where the median grain-size diameters were the lowest. Baltimore harbor is a trap for fine-grain sediments in the upper Chesapeake Bay and, as such, functions as a sink for CHC's from the suspended sediment reservoir. Figure 6 shows that PCB, for instance, was much higher in the sediments of Baltimore harbor than elsewhere in the bay. It would be necessary to analyze core slices and establish the three-dimentional concentration gradient in order to estimate the mass of CHC's contained in the bottom sediment sinks. (A core from the Chester River was found to contain layers of widely varying levels of CHC's to a depth of 50 centimeters—reference 1.)

A number of mechanisms exist for movement of

774426

GENP 005777

GENP 005778

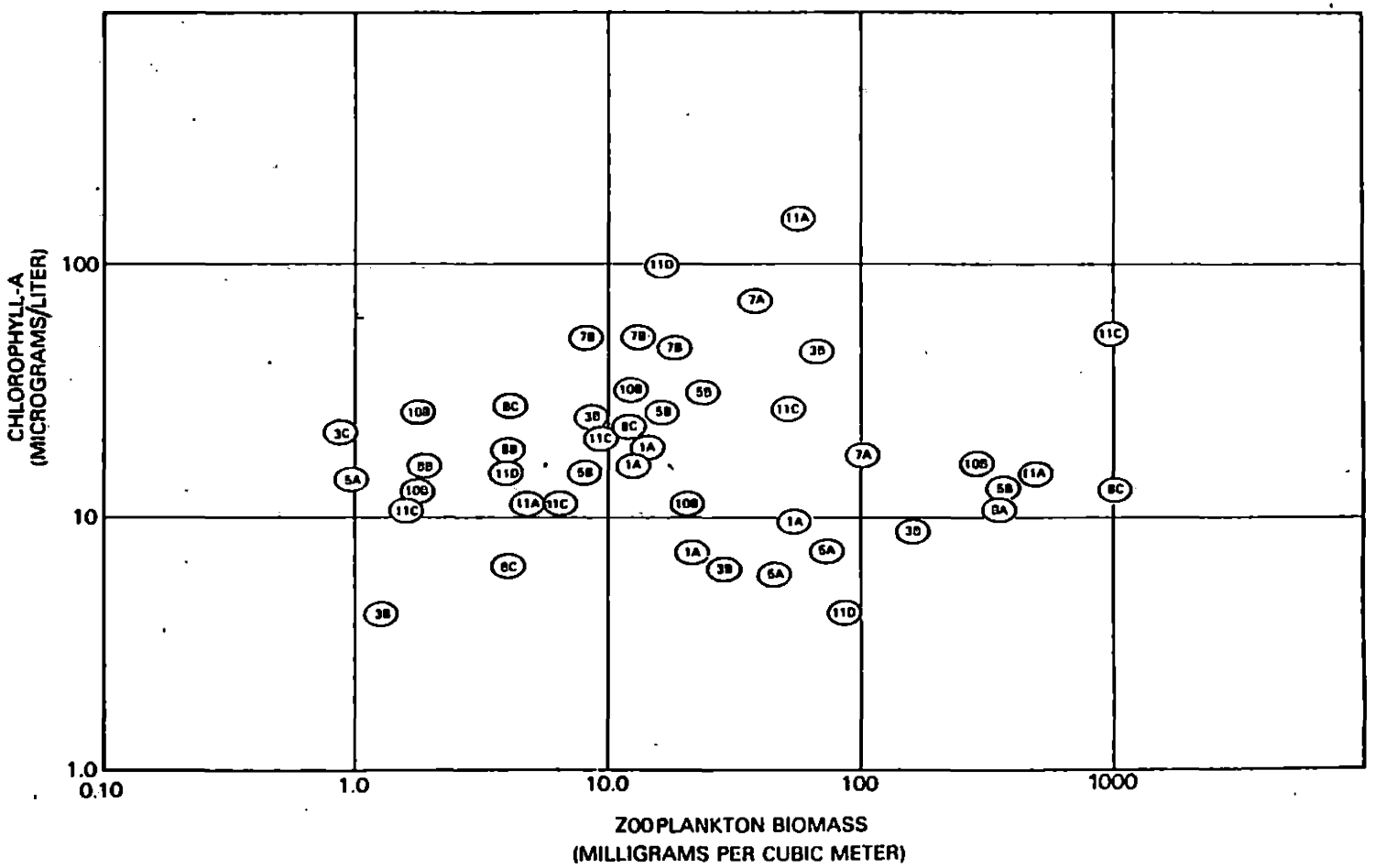

Figure 5. A plot of the log of the chlorophyll–a concentration in the water (micrograms per liter) versus the log of the zooplankton biomass in the water (milligrams per cubic meter).

774427

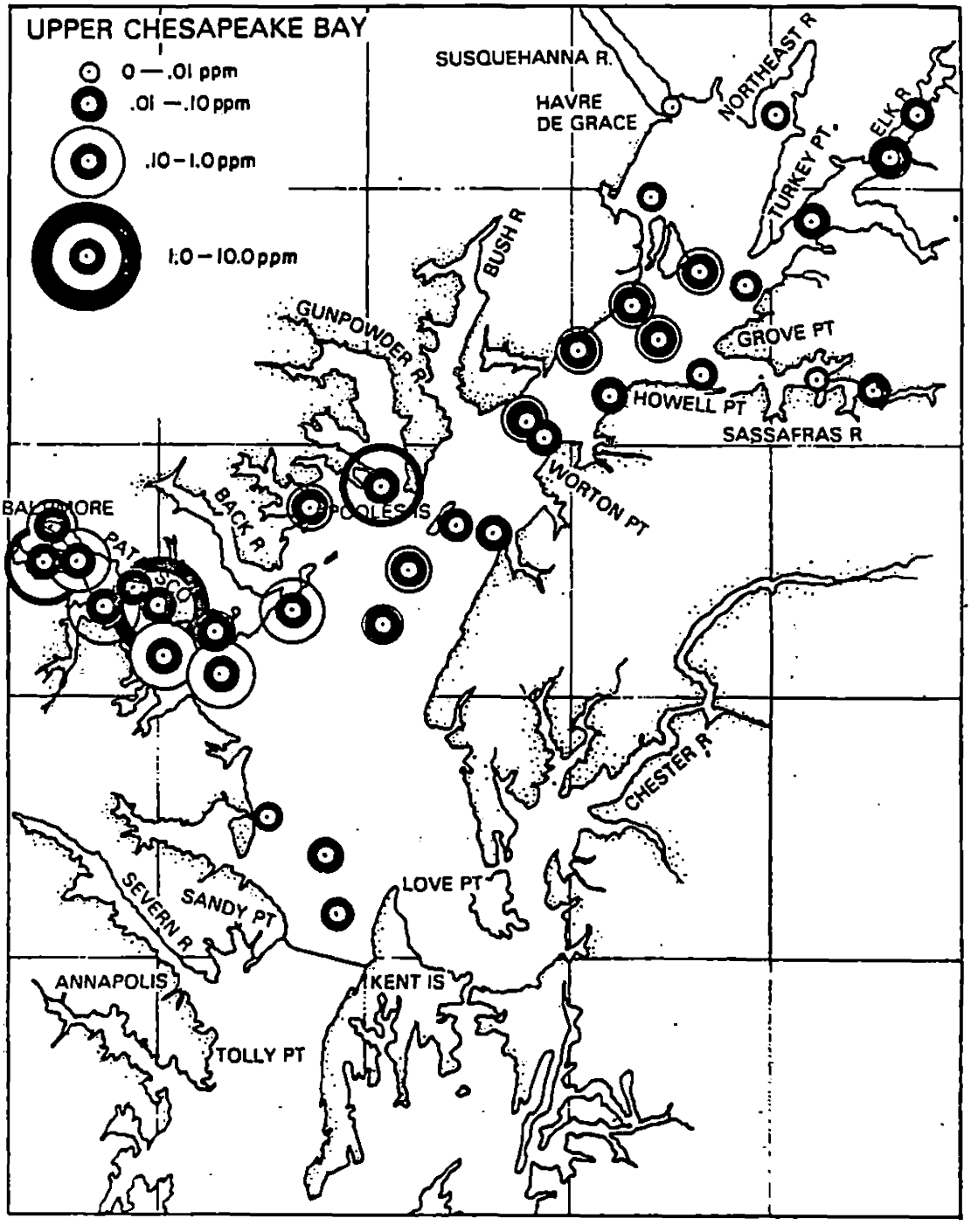

Figure 6. A representation of the concentration of PCB's in bottom sediments samples from the upper Chesapeake Bay.

774428

Figure 7. A portion of an Earth Resources Technology Satellite–1 photograph taken April 3, 1974, showing suspended sediment influx into the upper Chesapeake Bay from the Susquehana River. Samples were taken at station "13".

GENP 005780

CHC's out of the bottom sediment sinks. When one considers the fine-grain fractions in the upper Chesapeake Bay as a whole, resuspension of this material by tidal scour probably is the major reentry route from the sinks to the suspended sediment reservoir (ref. 7). In the Baltimore harbor area, however, maintenance dredging of navigational channels is a major mechanism for removal of sediments containing chlorinated hydrocarbons from the bottom sediment sink. Although the subsequent fate of this dredged material is a subject clouded by great controversy, during the dredging and subsequent overboard discharge of this material, undoubtedly, a substantial quantity returns to the suspended sediment reservoir.

The Susquehanna River appears to be the major source of chlorinated hydrocarbons to the upper Chesapeake Bay. Nearly all of the suspended sediment in the upper bay originates from the Susquehanna River—entering primarily during the few brief periods of high flow (ref. 7). Figure 7 is an ERTS-1 (Earth Resource Technology Satelite-1) photograph showing the sediment influx at the beginning of a freshet period in April 1974. During this freshet period, suspended sediment samples were collected at the location designed "13" in figure 7. Analysis of these samples (together with other samples collected during the study) indicated that, when they enter the bay, the suspended sediments appear to carry sufficient burden of PCB's and DDT residues to account for levels observed at the lower stations without postulating additional sources. The chlordane values appear low, however, suggesting substantial inputs from other sources. As is discussed in greater detail elsewhere (ref. 4), the urban-industrial activities concentrated in and around Baltimore harbor appear to generate locally high concentrations of PCB and DDT residues, but seem not to contribute a major portion of the total budget of these materials in the upper bay. It seems likely, however, that the harbor area does contribute a large portion of the chlordane found in the upper bay.

REFERENCES

1. W. D. Clarke, H. D. Palmer, and L. C. Murdock, eds., *Chester River Study*, Volume II, Westinghouse Electric Corporation, Annapolis, Maryland, 1972, 251 pp.
2. H. D. Palmer and J. R. Schubel, "Chapter 4: Estuarine Sedimentology," *Upper Bay Survey, Final Report to the Maryland Department of Natural Resources*, Volume II, T. O. Munson, D. K. Ela, and C. Rutledge, eds., Westinghouse Oceanic Division, Annapolis, Maryland, 1975, in press.
3. T. O. Munson, "Chlorinated Hydrocarbon Residues in Marine Animals of Southern California," *Bull. Envir. Contam. Toxicol.*, Vol. 7 (1972), pp. 223-238.
4. T. O. Munson, "Chapter 6: Biochemistry," *Upper Bay Survey, Final Report to the Maryland Department of Natural Resources*, Volume II, T. O. Munson, D. K. Ela, and C. Rutledge, eds., Westinghouse Oceanic Division, Annapolis, Maryland, 1975, in press.
5. D. F. Goerlitz and L. M. Law, "Note on Removal of Sulfur Interferences from Sediment Extracts for Pesticide Analysis," *Bull. Envir. Contam. Toxicol.*, Vol. 6 (1971), pp. 9-10.
6. J. M. Forns, "Chapter 2: Marine Biology," *Upper Bay Survey, Final Report to the Maryland Department of Natural Resources*, Volume II, T. O. Munson, D. K. Ela, and C. Rutledge, eds., Westinghouse Oceanic Division, Annapolis, Maryland, 1975, in press.
7. J. R. Schubel, "Distribution and Transportation of Suspended Sediment in Upper Chesapeake Bay," *Geol. Soc. Amer. Memoir 133*, 1975, pp. 151-167.

GENP 005781

774430

RECENT STUDIES OF TRANSPORT OF PCB'S TO MARINE ENVIRONMENTS

Robert W. Risebrough*

Abstract

The deep ocean waters and sediments are a potential sink for chlorinated biphenyl compounds, removing them from food webs which provide input to man. Data on PCB levels in seawater are as yet unsatisfactory or too few to permit a reliable estimate of the amounts of PCB that have so far entered the oceans. Formulation of a global mass balance equation for the major kinds of PCB compounds would be useful in predicting future contamination levels.

Chlorinated biphenyl compounds have been reported in many marine environments, including those of the Arctic (ref. 1) and the Antarctic (ref. 2); with the DDT compounds they have become contaminants throughout the global ecosystem. Concentrations reported are occasionally high, including those in seawater of the North Atlantic (ref. 3), in marine birds of coastal areas (refs. 4,5,6), in birds feeding on the eggs of other sea birds (ref. 7) and in peregrine falcons (*Falco peregrinus*) of Amchitka Island in the Aleutians (ref. 8).

The high levels which have been reported from both coastal and marine environments raise two questions. Do these levels represent a threat to local ecosystems and to human consumers? And do the high levels indicate that the oceans, particularly the deep waters and marine sediments, can be considered an ultimate sink in which polychlorinated biphenyls are unlikely to enter food webs that provide nourishment to man? Deposition in marine sediments might then be a significant pathway of removal of these pollutants from the biosphere. Attempts to answer the latter question would require formulation of a global mass balance equation of the chlorobiphenyls, which would express the present burden of PCB's in the oceans in terms of global production figures and use patterns. A preliminary formuation of such a global mass balance equation based on North American production and use of PCB has been presented by Nisbet and Sarofim (ref. 9). The present paper reviews some of the work relating to the transport of polychlorobiphenyl compounds to marine environments that has been carried out since Nisbet and Sarofim presented their preliminary model.

Just as it has become misleading to speak of "DDT" in the environment without reference to the individual compounds, so has it become misleading to speak of "PCB" in the environment without reference to the kind of PCB. Thus, the majority of the chlorinated biphenyls used in the United States has consisted of the trichlorinated preparations (ref. 10), whereas PCB reported in marine environments usually consists of penta- or hexachlorobiphenyls. It is therefore meaningless to discuss PCB concentrations in seawater in reference to input from rivers if the former consist predominately of pentachlorobiphenyls and the latter of trichlorobiphenyls.

Nature of PCB Compounds in Marine Environments

The higher vapor pressures of the lower chlorinated PCB compounds (ref. 11) and the production and use figures (refs. 9, 10) suggest that larger quantities of these have entered the marine environment than have the penta- and hexachlorobiphenyls. Thus Bidleman and Olney (ref. 12) found that the majority of the PCB residues in air over the Sargasso Sea consisted of tri- and tetrachlorobiphenyls. Similarly, PCB entering the sea as a component of the wastewaters of Southern California has consisted predominately of trichlorobiphenyls (D. R. Young, R. W. Risebrough, B. W. de Lappe, T. C. Heesen, and D. J. McDermott, unpublished data). Trichlorobiphenyls have occasionally been detected in seawater of the Southern California Bight (ref. 13), but PCB usually reported in seawater has consisted of pentachlorobiphenyls (refs. 3, 14, 15, 16). Bidleman and Olney (ref. 12) have reported that the chlorobiphenyls in their seawater extracts from the Sargasso Sea were predominately hexachlorobiphenyls. Tri- and tetrachlorobiphenyls have been detected in marine fish from the Aleutians and in ptarmigan (*Lagopus mutus*), an arctic grouse that feeds on the tundra (ref. 8). Many extracts of marine species, however, do not contain tri- or tetrachlorobiphenyls in concentrations equivalent or approaching those of the penta- and hexachlorobiphenyls. Bacterial degradation of the lower chlorinated compounds (ref. 17) is a possible pathway of breakdown but the low concentrations of PCB in seawater might not prompt bacteria to synthesize the necessary enzymes for their metabolism, unlike the bacterial response in artificial environments where PCB compounds are the only carbon source. A major difficulty in recording the lower chlorinated compounds in seawater has been the presence in the majority of extracts of high concentrations of other compounds which interfere with the analysis. The higher vapor pressures of the lower chlorinated compounds and thei-

*Bodega Marine Laboratory, University of California, Bodega Bay, California 94923, and Canadian Wildlife Service, Department of the Environment, Ottawa, Canada K1A OH3.

GENP 005782

774431

longer residence time in the atmosphere might result in higher rates of breakdown by ultraviolet light, but evidence to support this hypothesis is apparently lacking. In higher vertebrates, metabolism to hydroxylated derivatives of unknown significance in the marine environment accounts for the disappearance of some of the tri- and tetrachlorobiphenyls. Formulation of a global mass balance equation of "PCB" therefore makes little sense unless it is done with reference to individual compounds or at least to the major classes of chlorobiphenyls.

Chlorinated Dibenzofurans in the Environment

Other papers presented at this symposium have expressed the current concern over the possible exposure of man to chlorinated dibenzofurans. Preparations of PCB have been shown to produce birth defects in birds (refs. 18, 19, 20), similar to those which have occasionally been observed in populations of terns, *Sterna hirundo*, and *S. dougallii*, breeding in Long Island Sound and feeding on small fish (ref. 21). The observed defects are comparable to those produced by the chlorinated dibenzodioxins (ref. 22). The presence of the chemically related chlorinated dibenzofurans in PCB preparations (refs. 23, 24, 25) suggests that the defects may be caused by these contaminants rather than by chlorobiphenyls.

Extracts of mallards (*Anas platrhynchos*) that had been fed PCB of known dibenzofuran content were examined for the presence of chlorinated dibenzofurans. The chlorinated dibenzofurans originally present in the Aroclor 1254 were found to be metabolized or otherwise excreted at a much faster rate than the pentachlorobiphenyls and were not found in the extracts (ref. 26). It would therefore appear unlikely that these compounds would be accumulated in marine food webs. In the light of other results that have been presented at this symposium, it might be worthwhile to look in the environment for those individual PCB compounds from which dibenzofurans might be formed in vivo, and to examine tissues of species exposed to these compounds for the presence of the furans.

Comparative PCB Levels in Marine Environments

Relative contamination levels of different oceanic areas by PCB compounds have recently been reviewed by Ohlendorf et al. (ref. 27) and by Risebrough et al. (ref. 13); marine birds were used as indicator organisms. In the North Atlantic, PCB contamination appears to increase from west to east; contamination levels in the vicinity of Iceland appear comparable to those in the Aleutians in the North Pacific. In the southern hemisphere, levels in biocoenetic equivalents of northern species are approximately one order of magnitude lower. The difference between the two hemispheres reflects therefore the relative industrialization of the two areas. Data that would permit a more detailed comparison between the Atlantic and the Pacific are as yet insufficient.

PCB in Seawater

Determinations of the PCB levels in seawater have been reported from both the Pacific and the Atlantic. Williams and Robertson (ref. 15) have reported PCB, p, p'-DDT, and p, p'-DDE values in subsurface water from the outer California Current and at two stations in the North Central Pacific Gyre, both in the vicinity of 31° N, 155° W. Water was collected in 2.5-liter glass bottles, 10-15 cm below the surface. Reported PCB values in the subsurface water, including filtrate and filtered fractions, were 2.5×10^{-12} g/g in the California Current and 4.5×10^{-12} g/g at one of the North Central Pacific Gyre stations.

Scura and McClure (ref. 16) utilized a column containing 5% activated carbon powder, 10% MgO, and 85% refined diatomaceous earth for the determination of chlorinated hydrocarbons in 1-liter samples of seawater collected off the Southern California coast. Reported PCB concentrations at five stations in the Southern California Bight ranged from 3 ppt to 9.6 ppt (10^{-12} g/g) at the surface; concentrations reported in five samples obtained at depths from 500 to 1,500 meters ranged from 2.3 to 10.3 ppt. In the majority of samples, p,p'-DDE and p,p'-DDT were detected; DDE concentrations ranged from <0.1 ppt to 1.0 ppt at the surface and from 0.3 to 1.2 ppt at depths from 500 to 1,500 meters. Concentrations of p,p'-DDT were somewhat lower.

Bidleman and Olney (ref. 12) have reported PCB and DDT concentrations at eight stations in the Sargasso Sea in 1973. PCB concentrations in subsurface water were lower than detectability (<0.9×10^{-12} g/g) at four of the stations and ranged from 1.0 to 3.6×10^{-12} g/g at the others. Concentrations of p,p'-DDT were 0.5×10^{-12} g/g at one station but were below detectability (<0.15×10^{-12} g/g) at the others. Samples were collected in 3.8-liter glass jugs at depths approximately 30 cm below the surface. Substantially higher concentrations were measured in the surface microlayer. These concentrations were calculated by reference to Aroclor 1260. Concentrations calculated by reference to Aroclor 1254 may have been up to two times higher (ref. 28).

Because of the difficulties in extracting large volumes of seawater with organic solvents, Harvey et al. (ref. 3) developed a column extraction system using Amberlite XAD-2 resin. Seawater samples in volumes ranging between 19 and 80 liters were obtained in a large volume sampler and passed through the resin on board

GENP 005783

774432

ship. Also, the extracts were analyzed on board ship. Reported PCB concentrations, calculated by reference to Aroclor 1254, averaged 35 x 10^{-12} g/g at the surface and 10 ppt at 200 meters. At depths of 100, 1,500, and 3,000 meters reported concentrations were ≥1 ppt. Samples were obtained in the summer of 1972 (ref. 3).

In 1973 and 1974, substantially lower values were recorded and it was concluded that PCB concentrations in North Atlantic surface waters had declined 40-fold over the 2-year period as a result of restrictions on PCB use (ref. 14). At two stations sampled in 1973 (09° N. 40° W. and 32° N. 70° W.) samples were obtained through the water column. PCB concentrations ranged from 4.3 ppt at 10 meters to 1 ppt at 3,000 meters at the former site and from 0.4 to 1.9 ppt at depths between 10 meters and 5,100 meters at the latter.

Harvey et al. (ref. 14) estimated that the decline of PCB concentrations would require removal of 2 x 10^4 tons of PCB from the upper 200 meters over the 2-year period, assuming a mean concentration in 1972 of 20 x 10^{-12} g/g in the upper 200 meters of the North Atlantic between 26° N. and 63° N.; the volume was assumed to be 10^{18} liters. The estimate of the volume over this area at a depth of 200 meters appears, however, to be low, perhaps by an order of magnitude since the corresponding area would be 5 x 10^6 km^2. The area of the Atlantic, including the North and South Atlantic, is 82 x 10^6 km^2 (ref. 29). Thus, since the PCB reported consisted predominantly of pentachlorobiphenyls, in the order of 10^5 metric tons of pentachlorobiphenyls would have to be removed from the upper 200 meters. From 1957 through 1974, a total of only 124 million pounds, equivalent to 5.6 x 10^4 metric tons of pentachlorobiphenyls (Aroclor 1254), was sold in the United States (ref. 10). Sales in 1970, the peak year of U.S. production, amounted to 5.6 x 10^3 tons. Since the mean depth of the Atlantic is 3,926 meters (ref. 29) and since PCB was recorded at depths to 3,000 meters, the estimated pentachlorobiphenyl content of the North Atlantic would be correspondingly higher. If the average concentration throughout the water column were assumed to be 1 ppt, the average depth assumed to be 3,900 meters and the area of the North Atlantic between the equator and 65° N. were assumed to be in the order of 47 x 10^6 km^2, the pentachlorobiphenyl content would be in the order of 180,000 metric tons, higher than the total U S. domestic use.

Similarly, the PCB concentrations reported from the Pacific by Scura and McClure (ref. 16) and by Williams and Robertson (ref. 15) appear to be too high. If a mean value of 1 ppt were assumed for the upper 200 meters of the North Pacific and the area from the equator to 65° N. is 82 x 10^6 km^2, 16,000 tons of pentachlorobiphenyls would be present in this volume. This represents three times the U.S. use in 1970.

Nisbet and Sarofim (ref. 9) and the Panel on Hazardous Trace Substances (ref. 30) estimated that 1.5-2.5 x 10^3 tons per year of PCB had been discharged into the atmosphere from North America. A large fraction of this amount can be expected to consist of lower chlorinated PCB compounds such as the tri- and tetrachlorobiphenyls.

To eliminate the very significant problems of contamination during collection and extraction, and the difficulties of working with low volumes of seawater, we have worked towards the development of an in situ sampling system, such that all materials in contact with seawater that is sampled can be cleaned in the laboratory to a desired background level and wrapped in clean containers, to be unwrapped only immediately prior to use. The system would extract water at a desired depth and could be rewrapped immediately upon retrieval and stored under appropriate conditions until analysis.

Our own values obtained with this system have been substantially lower than those recorded by other investigators. Thus 23 extracts of seawater obtained off Western Mexico in 1975 contained no detectable chlorobiphenyls; volumes extracted were in the order of 100 liters. In 22 of these samples, concentrations of pentachlorobiphenyls were less than 100 parts per quadrillion (10^{-15} g/g); in 11 samples, concentrations were less than 50 x 10^{-15} g/g (ref. 13). We believe these values to be more consistent with the requirements of a global mass balance equation, yet intercalibration of all methodologies used to determine organochlorines in seawater is urgently required.

River Transport of Chlorobiphenyls to the Marine Environment

Nisbet and Sarofim (ref. 9) estimated that 4 to 5 x 10^3 tons/year of PCB were discharged into fresh and coastal waters in the peak year of PCB use. This estimate was based upon use figures and industrial and disposal practices in effect at that time. Of the total PCB, about 1,000 tons may be assumed to have consisted of pentachlorobiphenyls. Analysis of wastewaters and of surface runoff entering the Southern California Bight since 1971 has shown that trichlorobiphenyls have constituted the majority of the total PCB residues. In this area, PCB input into the sea from wastewaters is considerably higher than the input from surface runoff. Estimated total PCB input into the Bight from these sources in 1972 was 20 tons; in 1974 total input was estimated to be 6.5 tons (Young et al., op. cit.).

GENP 005784

774433

Atmospheric Transport of PCB's to Marine Environments

Peel (ref. 31) was unable to detect PCB compounds in samples of Antarctic snow obtained in December 1969 inland from the British Antarctic Station at Halley Bay (75°31'S. 26°42'W.). The samples represented the previous 5 to 10 years' accumulation. Total concentrations of p,p'-DDT and p,p'-DDE ranged from 0.1 to 2.0 x 10^{-12} g/g. On this basis, the argument was advanced that on a global scale the atmosphere is not the predominant mode of transport of PCB. These results, therefore, appear inconsistent with those of Bidleman and Olney (ref. 12) and Harvey and Steinhauer (ref. 32), who were able to detect PCB in samples of marine air at concentrations considerably in excess of those of the DDT compounds.

In 1975 we extracted Antarctic snow in situ on Doumer Island in the Antarctic Peninsula (63°35.5'W. 64°51.3'S.); eggs of three species of antarctic penguins (*Pygoscelis adeliae, P. papua, P. antarctica*) were obtained to look for PCB in the food webs and to compare residues with those obtained 5 years previously (ref. 2). Eleven 99-liter samples of snow were extracted by techniques described elsewhere (R. W. Risebrough, W. Walker II, B. W. de Lappe, unpublished manuscript). PCB concentrations, as pentachlorobiphenyls, ranged from 30 to 1,200 x 10^{-15} g/g; median concentration was 300 x 10^{-15} g/g. The median total DDT:PCB ratio in these samples was 6.

Pentachlorobiphenyls were detected in all of 27 penguin eggs of the three species obtained in 1975. In addition, 15 eggs of the Adelie penguin obtained in Arthur Harbor on Anvers Island, near Palmer Station, on 25 December 1973 also contained pentachlorobiphenyls. The median DDE:PCB ratio was 3.0. Concentrations of p,p'-DDT were low compared to those of p,p'-DDE. Furthermore, reexamination of extracts of 14 Adelie penguin eggs obtained at the same site in Arthur Harbor in 1970 showed the presence of PCB compounds in all extracts. A variety of unknown compounds had previously interfered with the detection of pentachlorobiphenyls. These however, could be destroyed by rigorous saponification (R. W. Risebrough and T. T. Schmidt, unpublished data).

Total DDT:PCB ratios recorded in several of the subantarctic samples from the Auckland Islands ranged between 2 and 4 (ref. 33), comparable to those recorded in the Antarctic penguin eggs. Moreover, concentrations of DDE and PCB were equivalent north and south of the Convergence. Thus, fallout patterns of chlorinated hydrocarbons appear to be equivalent north and south of the Antarctic Convergence, which separates waters derived both from the melting of the Antarctic Icecap and from upwelling from waters of the southern Atlantic, Pacific, and Indian Oceans. Residues in the Antarctic have therefore derived from atmospheric transport rather than from oceanic circulation. The possibility that the residues of organochlorine pollutants in Antarctica have resulted from human activities at the scientific bases has been examined and discounted (ref. 34).

Changes in PCB Contamination Levels in the Marine Environment

PCB levels in mussels, *Mytilus*, at several sites in the Southern California Bight, have declined between 1971 and 1974 (B. W. de Lappe, R. W. Risebrough, P. Millikin, and D. R. Young, unpublished data). As discussed above, the reported decline of PCB values in the North Atlantic mixed layer (ref. 14) appears unlikely. The seabird data (refs. 35, 7, 27) do not indicate a decline in the North Atlantic between 1971 and 1973.

Most meetings, particularly international meetings discussing pollution problems of the marine environment, have recommended monitoring programs that would follow with time changes in the levels of particular pollutant classes. These recommendations have yet to be implemented; indeed, we might be reluctant to support such recommendations without assurance that the numbers obtained would be meaningful. A "Mussel Watch" (ref. 36) will shortly be underway in the United States which will examine mussels, principally *M. edulis* and *M. californianus*, from coastal sites for PCB and other chlorinated hydrocarbons, as well as for plutonium isotopes, petroleum compounds, and selected metals. Many variables, including salinity, temperature, particulate content of the water, gonadal condition, time of year, size of the organism, microhabitat, etc., can be expected to affect the variance of the determinations obtained in such monitoring programs. Nevertheless, the program does provide a beginning, which hopefully will determine how levels of chlorobiphenyls change in a marine environment in response to changes in production and use practices.

Summary

The deep ocean waters and sediments are a potential sink for chlorinated biphenyl compounds, removing them from food webs which provide input to man. Data on PCB levels in seawater are as yet unsatisfactory or too few to permit a reliable estimate of the amounts of PCB that have so far entered the oceans. Formulation of a global mass balance equation for the major kinds of PCB

GENP 005785

774434

compounds would be useful in predicting future contamination levels.

ACKNOWLEDGMENTS

Research was supported by the International Decade of Ocean Exploration Program of the National Science Foundation, grant numbers GX32885 and ID072-06412 A02; the Office of Polar Programs, National Science Foundation, grant numbers OPP74-21254 and OPP75-23520; and by the Canadian Wildlife Service.

REFERENCES

1. G. W. Bowes and C. J. Jonkel, "Presence and Distribution of Polychlorinated Biphenyls (PCB) in Arctic and Subarctic Marine Food Chains," *Journal of the Fisheries Research Board of Canada* Vol. 32, No. 11 (1975), pp. 2111-2123.
2. R. W. Risebrough and G. M. Carmignani, "Chlorinated Hydrocarbons in Antarctic Birds," Proceedings of the Colloquium, Conservation Problems in Antarctica, B. C. Parker, ed., Allen Press, Lawrence, Kansas, 1972, pp. 63-78.
3. G. R. Harvey, W. G. Steinhauer, and J. M. Teal, "Polychlorobiphenyls in North Atlantic Ocean Water," *Science*, Vol. 180 (1973), pp. 643-644.
4. J. H. Koeman, H. C. W. Van Velzen-blad, R. de Vries, and J. G. Vos, "Effects of PCB and DDE in Cormorants and Evaluation of PCB Residues From an Experimental Study," *J. Reprod. Fert., Suppl. 19*, 1973, pp. 353-364.
5. P. R. Spitzer, R. W. Risebrough, J. W. Grier, and C. R. Sindelar, "Eggsshell-Thickness-Pollutant Relationships Among North American Ospreys," *Proc. North American Osprey Symposium*, J. Ogden, ed., (in press).
6. S. M Wiemeyer, P. R. Spitzer, W. C. Krantz, T. G. Lamont, and E. Cromartie, "Effects of Environmental Pollutants on Connecticut and Maryland Ospreys," *J. Wildl. Manage.*, Vol. 39, No. 1 (1975), pp. 121-139.
7. W. R. P. Bourne and J. A. Bogan, "Polychlorinated Biphenyls in North Atlantic Seabirds," *Marine Pollut. Bull.*, Vol. 3 (1972), pp. 171-175.
8. C. M. White and R. W. Risebrough, "Polychlorinated Biphenyls in the Ecosystems of Amchitka Island," *The Environment of Amchitka Island, Alaska*, M. L. Merritt and R. G. Fullers, eds., Oak Ridge, Tennessee, Technical Information Center, Atomic Energy Commission, 1976, (in press).
9. J. C. T. Nisbet and A. F. Sreckim, "Rates and Routes of Transport of PCB's in the Environment," *Environ. Health Perspectives*, No. 1 (1972), pp. 21-38.
10. Monsanto Chemical Company, St. Louis, Mo., October 23, 1975, (in litt.).
11. D. Mackay and P. J. Leinonen, "Rate of Evaporation of Low-Solubility Contaminants From Water Bodies to Atmosphere," *Environ. Sci. and Tech.*, Vol. 9, No. 13 (1975), pp. 1178-1180.
12. T. F. Bidleman and C. E. Olney, "Chlorinated Hydrocarbons in the Sargasso Sea Atmosphere and Surface Water," *Science*, Vol. 183, No. 4124 (1974), pp. 516-518.
13. R. W. Risebrough, B. W. de Lappe, and W. Walker II, "Pollutant Transfer to the Marine Environment: Synthetic Organics," Proceedings of a symposium held at the Skidaway Institute of Oceanography, H. L. Windom, ed., Savannah, Georgia, January 7-9, 1976, (in press).
14. G. R. Harvey, W. G. Steinhauer, and H. P. Miklas, "Decline of PCB Concentrations in North Atlantic Surface Water," *Nature*, Vol. 252 (1974), pp. 387-388.
15. P. M. Williams and K. J. Robertson, "Chlorinated Hydrocarbons in Sea-Surface Films and Subsurface Waters at Nearshore Stations and in the North Central Pacific Gyre," *Fishery Bull.*, Vol. 13 (1975), pp. 445-447.
16. E. D. Scura and V. E. McClure, "Chlorinated Hydrocarbons in Seawater: Analytical Method and Levels in the Northeastern Pacific," *Marine Chemistry*, Vol. 3, No. 1975 (1975), pp. 337-346.
17. P. T. S. Wong and K. L. E. Kaiser, "Bacterial Degradation of Polychlorinated Biphenyls. II. Rate studies," *Bull. Environ. Contam. Toxicol.*, Vol. 32, No. 2 (1975), pp. 249-255.
18. R. W. Carlson and R. T. Duby, "Embryotoxic Effects of Three PCB's in the Chicken," *Bull. Environ. Contam. Toxicol.*, Vol. 9 (1973), p. 261.
19. C. F. Tumasonis, B. Bush, and F. D. Baker, "PCB Levels in Egg Yolks Associated With Embryonic Mortality and Deformity of Hatched Chicks," *Arch. Environ. Contam. Toxicol.*, Vol. 1 (1973), pp. 312-324.
20. H. C. Cecil, J. Bitman, R. J. Lillie, G. F. Fries, and J. Verrett, "Embryotoxic and Teratogenic Effects in Unhatched Fertile Eggs From Hens Fed Polychlorinated Biphenyls (PCB's)," *Bull. Environ. Contam. Toxicol.*, Vol. 11 (1974), p. 489.
21. H. Hays and R. W. Risebrough, "Pollutant Concentrations in Abnormal Young Terns From Long Island Sound," *The Auk*, Vol. 89 (1972), pp. 19-35.
22. J. Verrett, Statement before the Subcommittee on Energy, Natural Resources, and the Environment of

GENP 005786

774435

the Committee on Commerce, United States Senate, Ninety-First Congress, Second Session on Effects of 2,4,5-T on Man and the Environment, Serial 91-60, U.S. Government Printing Office, 1970, pp. 190-360.

23. J. G. Vos, J. H. Koeman, H. L. Van der Maas, M. C. Ten Noever de Brauw, and R. H. de Vos, "Identification and Toxicological Evaluation of Chlorinated Dibenzofuran and Chlorinated Naphthalene in Two Commercial Polychlorinated Biphenyls," *Food Cosmet. Toxicol.*, Vol. 8 (1970), pp. 625-633.
24. J. G. Vos and J. H. Koeman, "Comparative Toxicologic Study With Polychlorinated Biphenyls in Chickens With Special Reference to Porphyria, Edema Formation, Liver Necrosis and Tissue Residues," *Toxicol. Appl. Pharmacol.*, Vol. 17 (1970), pp. 656-668.
25. G. W. Bowes, M. J. Mulvihill, B. R. Simoneit, A. L. Burlingame, and R. W. Risebrough, "Identification of Chlorinated Dibenzofurans in American Polychlorinated Biphenyls," *Nature*, Vol. 256 (1975), pp. 305-307.
26. R. J. Norstrom, R. W. Risebrough, and D. J. Cartwright, "Elimination of Chlorinated Dibenzofurans (CDFs) Associated With PCBs Fed to Mallards (*Anas platyrhynchos*)," (unpublished ms.).
27. H. M. Ohlendorf, R. W. Risebrough, and K. Vermeer, "Exposure of Marine Birds to Environmental Pollutants," *Proc. Pacific Seabird Congress*, (in press).
28. R. W. Risebrough and B. W. de Lappe, "Accumulation of Polychlorinated Biphenyls in Ecosystems," *Environ. Health Perspectives*, No. 1 (1972), pp. 39-45.
29. H. V. Sverdrup, M. W. Johnson, and R. H. Fleming, "The Oceans: Their Physics, Chemistry and General Biology," Prentice Hall, New York, 1942, 1087 pp.
30. Panel on Hazardous Trace Substances, "PCBs — Environmental Impact," *Environ. Research*, Vol. 5 (1972), pp. 249-362.
31. D. A. Peel, "Organochlorine Residues in Antarctic Snow," *Nature*, Vol. 254 (1975), pp. 324-325.
32. G. R. Harvey and W. G. Steinhauer, "Atmospheric Transport of Polychlorobiphenyls to the North Atlantic," *Atmospheric Environment*, Vol. 8 (1974), pp. 777-782.
33. S. Bennington, P. G. Connors, C. Connors, and R. W. Risebrough, "Patterns of Chlorinated Hydrocarbon Contamination in New Zealand Subantarctic and Coastal Marine Birds," *Environ. Pollut.*, Vol. 8 (1975), pp. 135-147.
34. R. W. Risebrough, "Transfer of Organochlorine Pollutants to Antarctica," *Adaptations Within Antarctic Ecosystems*, Scientific Committee for Antarctic Research, G. A. Llano, ed., 1976, (in press).
35. J. A. Sproul, Jr., R. L. Bradley, Jr., and J. J. Hickey, "Polychlorinated Biphenyls, DDE, and Dieldrin in Icelandic Seabirds," *Pesticides Monitoring J.*, (in press).
36. E. D. Goldberg, "The Mussel Watch — A First Step in Global Marine Monitoring," *Marine Pollut. Bull.*, Vol. 6 (1975), p. 111.

GENP 005787

774436

UPTAKE OF THREE POLYCHLORINATED BIPHENYLS, DDT AND DDE BY THE GREEN SUNFISH, *Lepomis Cyanellus* Raf

James R. Sanborn, Ph.D., William F. Childers, and Robert L. Metcalf*

Abstract

The ubiquitous occurrence of polychlorinated biphenyls (PCB's) in aquatic organisms demonstrates the extreme persistence of these materials and their resistance to being metabolized in fish to water-soluble products (refs. 1,2,3,4,5). The complex mixtures of chlorinated biphenyls in commercial PCB's makes quantitative research on the physiological effects of these compounds and their susceptibility to metabolism very difficult. However, the availability of three ^{14}C biphenyls—2,2',5-trichlorobiphenyl, 2,5,2',5'-tetrachlorobiphenyl, and 2,4,5,2',5'-pentachlorobiphenyl—provides a partial solution to this problem as these three pure isomers are major components of three important commercial PCB's, namely, 1242, 1248, and 1254 (ref. 6). Recently the fate of these pure chlorinated biphenyl isomers has been examined in a model ecosystem. The substantial accumulation of both the tetra- and pentachlorobiphenyl isomers by the mosquito fish, Gambusia affinis *Baird and Girard, 15.6 and 119.7 ppm (parts per million), respectively, clearly demonstrated the necessity for the examination of the uptake of these materials from water by fish (ref. 7). This communication reports the uptake of three pure ^{14}C PCB's, DDT, and DDE by the green sunfish,* Lepomis cyanellus *Raf.*

MATERIALS AND METHODS

The three pure (> 99 percent by tlc, thin-layer chromatography, and radioautography) chlorinated biphenyls were obtained from Mallinckrodt and had the following specific activities in mCi/mM: 2,2',5-trichlorobiphenyl 9.83; 2,2',5,5'-tetrachlorobiphenyl 9.78; and 2,4,5,2',5'-pentachlorobiphenyl 9.78. The ring-labeled ^{14}C DDT and DDE were available from previous work and had specific activities of 0.264 and 5.59 mCi/mM, respectively (ref. 8). Fifteen green sunfish weighing 50-150 mg were placed in 2 liters of aged tap water for a 24-hour acclimation period, then two concentrations, approximately 1 and 3 ppb, of the five compounds in acetone were added to the jars. Each concentration was run at 22 ° C in triplicate and the fish were fed *Daphnia magna* Straus twice a week during the experiment. The experimental design as described in table 1 is taken in part from the study on the uptake of DDT and methoxychlor by several species of fish (ref. 9). This type of experiment models the pulsed introduction of pesticides or industrial chemicals into the aquatic environment. Each point on the graphs represents the average of three fish and when the standard deviation for each point was divided by the average for each point, an average of 22 percent was obtained for all of the experiments.

Analysis of concentrations of the various compounds in the fish was accomplished by solubilizing the fish individually in scintillation vials with one ml Protosol® (New England Nuclear) at 60° C for 4 to 6 hours and then adding Aquasol® (New England Nuclear) for scintillation counting. This method assumes that all the radioactivity is parent compound, which, except for the trichlorobiphenyl which undergoes substantial metabolism, (see table 3) was an excellent assumption. At the end of the experiment the remaining fish were ground in acetone and the extracts were spotted on tlc plates (silica gel GF-254, Brinkmann, 0.25 mm) and developed in Skellysolve B for metabolite distribution by radioautography (Blue Brand X-ray film, Eastman Kodak) and liquid scintillation counting. The fluid used for counting contained PPO (7 g), POPOP (0.05 g), and napthalene (120 g) in 1 liter dioxane. Quenching for both the fish and tlc analysis was corrected using an external standard.

RESULTS AND DISCUSSION

Tables 1 and 2 show the experimental design of the uptake study and the amounts of ^{14}C compounds added to the environment of the fish. The data in table 3 describe the metabolite distribution of the compounds at the end of this uptake investigation. Table 4 contains data showing the bioconcentration of the three ^{14}C PCB's, DDT, and DDE. Figures I through 5 show the time-dependent uptake of the five compounds by *Lepomis cyanellus* Raf. Figure 6 shows the relationship for the three PCB's and DDE between the unextractable radioactivity in *Gambusia affinis* Baird and Girard in the

*Illinois Natural History Survey, Illinois Agricultural Experiment Station and the University of Illinois, Urbana, Illinois 61801.

All figures and tables reproduced from and text adapted from Bullentin of Environmental Contamination & Toxicology, Vol. 13, No. 2 (1975), pp. 209-217. ©1975 by Springer-Verlag New York Inc. Used by permission

GENP 005788

774437

Table 1. Timetable for experiment on uptake of three PCB's, DDT, and DDE by *Lepomis cyanellus* Raf

Day	Treatment
0	Add ^{14}C in acetone
2	Take out one fish, weigh and count ^{14}C
3	Take out one fish, weigh and count ^{14}C
9	Change water and add ^{14}C in acetone
10	Take one fish, weigh and count ^{14}C
13	Take one fish, weigh and count ^{14}C
16	Take one fish out, weigh and count ^{14}C, grind remaining fish up in acetone, spot acetone extracts on tlc for metabolite distribution

Table 2. Amounts of three PCB's, DDT, and DDE added to environment of *Lepomis cyanellus* Raf

	First	Second		First	Second
Trichlorobiphenyl	ppb	ppb	DDT	ppb	ppb
Low	0.94	2.80	Low	0.11	0.11
High	2.80	5.61	High	0.33	0.33
Tetrachlorobiphenyl			DDE		
Low	2.50	1.57	Low	1.13	2.25
High	7.50	5.00	High	3.40	6.75
Pentachlorobiphenyl					
Low	1.77	1.77			
High	5.31	5.31			

Table 3. Percent distribution of ^{14}C-labeled PCB's, DDT, and DDE at end of experiment in *Lepomis cyanellus* Raf

	Parent	Polar*
Trichlorobiphenyl	18.39	81.61
Tetrachlorobiphenyl	98.84	1.16
Pentachlorobiphenyl	99.41	0.69
DDE	99.00	1.00
DDT	97.23	2.27

*Rf = 0 Skellysolve B

GENP 005789

774438

Table 4. Bioconcentration of ^{14}C-labeled PCB's, DDT, and DDE in *Lepomis cyanellus* Raf. after 15 days

Trichlorobiphenyl	54
Tetrachlorobiphenyl	460
Pentachlorobiphenyl	1,510
DDE	890
DDT	17,500

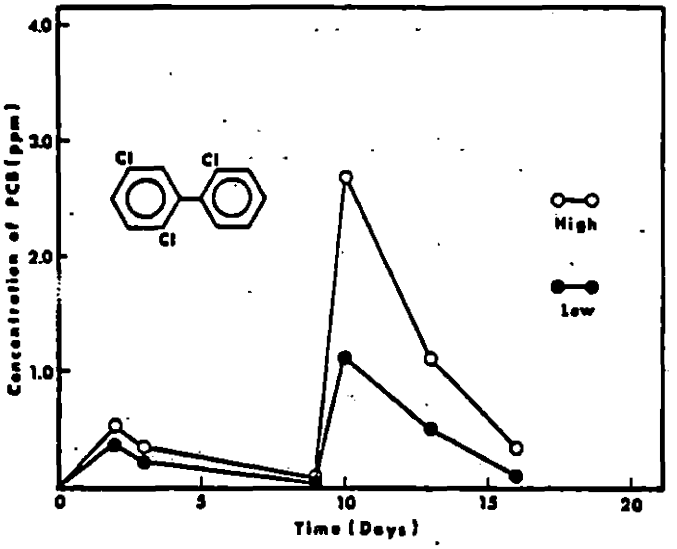

Figure 1. Time-dependent uptake of trichlorobiphency by *Lepomis cyanellus* Raf

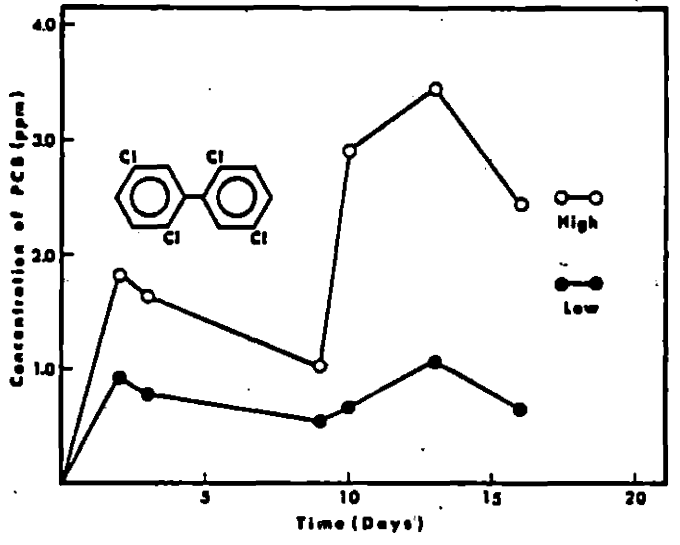

Figure 2. Time-dependent uptake of tetrachlorobiphenyl by *Lepomis cyanellus* Raf

774439

GENP 005790

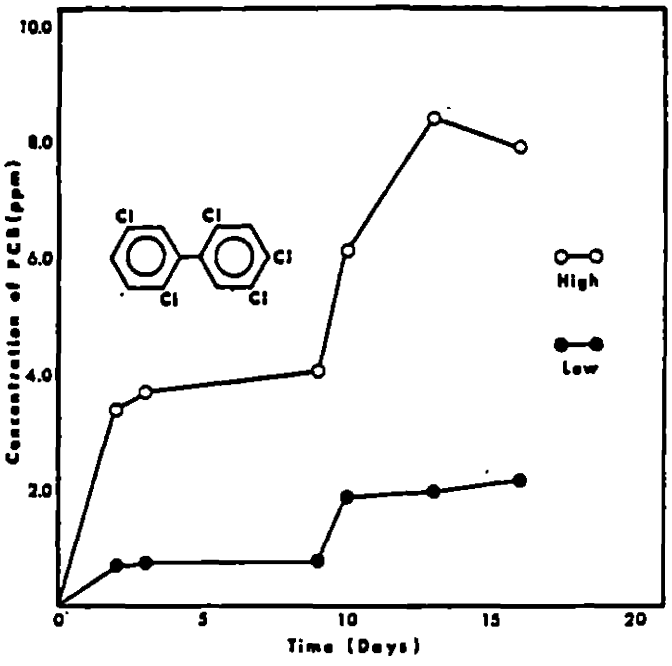

Figure 3. Time-dependent uptake of pentachlorobiphenyl by *Lepomis cyanellus* Raf

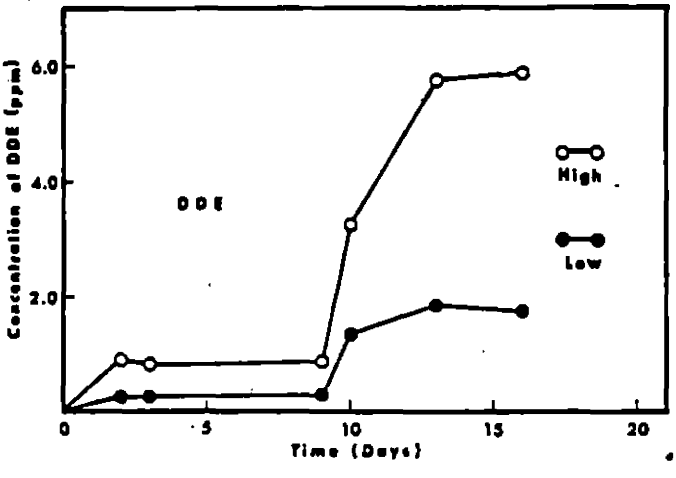

Figure 4. Time-dependent uptake of DDE by *Lepomis cyanellus* Raf

774440

GENP 005791

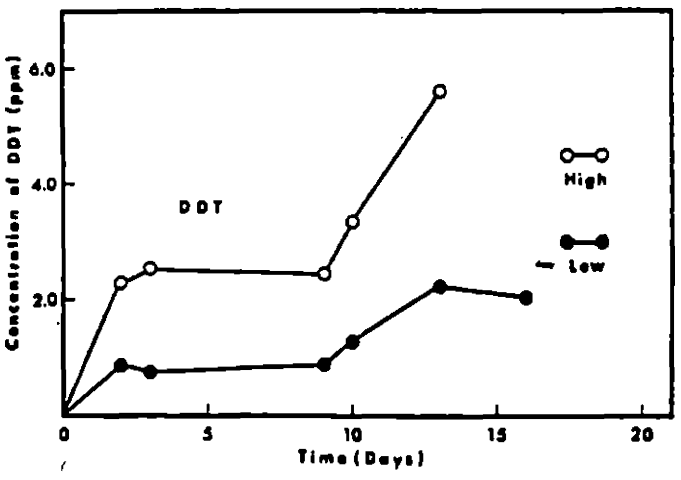

Figure 5. Time-dependent uptake of DDT by *Lepomis cyanellus* Raf

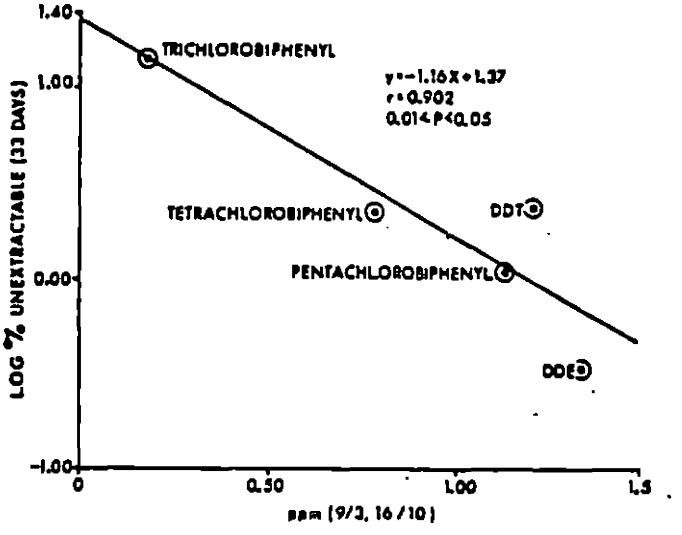

Figure 6. The relationship for the three PCB's and DDE between the unextractable radioactivity in Gambusia affinis Baird and Girard in the 33-day ecosystem and the average change in concentration of radioactivity from day 3 to day 9 and day 10 over day 16.

774441

GENP 005792

33-day ecosystem (ref. 7) and the average change in concentration of radioactivity from day 3 to day 9 (ppm day 9/ppm day 3) and day 10 over day 16 (ppm day 16/ppm day 10). Each point on figure 6 on the abscissa is an average of four values.

It is quite clear from examination of figures 1 through 5 that three of the compounds—namely the pentachlorobiphenyl, DDT, and DDE—have similar uptake curves in that the fish retain the radiolabeled compound after it is added to the environment of the fish. The point for the last day for DDT is not shown, as the fish died before final value could be measured. The tetrachlorobiphenyl is retained somewhat less than pentachlorobiphenyl, DDT, and DDE, in that a few days after a peak concentration is reached after addition of labeled biphenyl the curve begins to drop. The trichlorobiphenyl differs dramatically from the preceding four compounds, in that after the peak concentration the curve drops off sharply.

This type of metabolic susceptibility for chlorinated biphenyls, namely that the lower chlorinated biphenyls undergo metabolism more readily than the higher chlorinated PCB's, has been shown for the complex commercial mixtures using rats (ref. 10) and Japanese quail (ref. 11). However, the literature appears to be lacking in metabolism studies on pure isomers of the PCB's except for some work on 4-chlorobiphenyl in the rabbit (refs. 12, 13). A comparative metabolism study with pigeons, rats, and trout and 4-chlorobiphenyl, 4,4′-dichlorobiphenyl, 2,5,2′,5′-tetrachlorobiphenyl, and 2,4,5,2′,4′,5′-hexachlorobiphenyl has been reported (ref. 13). These authors found that the trout could not hydroxylate any of these compounds while the pigeon and rat were able to hydroxylate all but the hexachlorobiphenyl. Recently an elimination study with the rhesus monkey and two pure ^{14}C biphenyls—2,4′-dichlorobiphenyl and 2,5,2′-trichlorobiphenyl—has been reported but no metabolite structure or distribution was reported (ref. 14). The first hydroxylated metabolite from a higher chlorinated biphenyl has been reported in a study of the excretion products of 2,4,3′,4′-tetrachlorobiphenyl in rats (ref. 15). These authors identified two hydroxylated species as the 2- and 5-hydroxy derivatives of the tetrachlorobiphenyl. Further, the 5-hydroxy biphenyl was determined to be about four times more toxic to the rat than the tetrachlorobiphenyl.

The data reported in this paper corroborate quite well the information already available, except for the trout, on the metabolism of PCB's by organisms. In the present work the data indicate rather convincingly that the green sunfish is able to transform the trichlorobiphenyl into polar species as only 18 percent (table 3) of the radioactivity in the fish was parent material at the end of the experiment. Perhaps species differences and temperature optimum of detoxifying enzymes account for the discrepancy between the relative abilities of the trout and green sunfish to metabolize chlorinated biphenyls. Further, previous investigations have shown that trout liver microsomes as compared to mouse liver microsomes are very inefficient at introducing a hydroxyl group into an aromatic nucleus such as biphenyl (ref. 16) and therefore the reported inability of trout to hydroxylate any chlorinated biphenyl is not surprising.

Finally, figure 6 clearly demonstrates an interesting relationship between the dynamics of uptake in the present study, that is, the change in concentration of the biphenyls in the fish after labeled compounds are added to the water of the fish, and the percent unextractable radioactivity in *Gambusia affinis* Baird and Girard in the 33-day model ecosystem experiment. This is a logical relationship, as it would be expected. The greater the metabolic susceptibility, the larger the amount of incorporation of ^{14}C radioactivity into unextractable polar compounds.

This study emphasizes the need for further research and information on uptake and metabolism of polychlorinated biphenyls by aquatic organisms. It has been established that 2,5,2′-trichlorobiphenyl is quite susceptible to metabolism by the green sunfish, and 2,5,2′,5′-tetrachlorobiphenyl and 2,4,5,2′,5′-pentachlorobiphenyl are much less susceptible. These latter two chlorinated biphenyls, especially the pentachloro isomer, resemble the relatively metabolic inert chlorinated hydrocarbons DDT and DDE. Much of the previous work, and this paper, deal with the qualitative assessment of metabolic susceptibility as a function of number of chloro substituents. This type of information is useful as it provides the background data for work that desperately needs to be done on the effect of chlorine isomer distribution on metabolic susceptibility, and, even more important, the further structural elucidation of the hydroxylated chlorinated biphenyls.

ACKNOWLEDGMENTS

The authors want to thank Dr. Ching-Chieh Yu, Janet Matusumoto, and M. Kathryn McClendon for their skillful assistance during this work. This investigation was supported in part by the Illinois Natural History Survey, the Illinois Agricultural Experiment Station, Regional Project NC 96; U.S. Environmental Protection Agency Grant No. EPA 800736; U.S. Department of the Interior Grant No. 14-31-000-3879; and a grant to RLM from U.S. Department of the Interior No. 14-31-0001-3273, Project No. B-050-ILL.

GENP 005793

774442

REFERENCES

1. C. Henderson, A. Inglis, and W. L. Johnson, "Fall 1969 National Pesticide Monitoring Program," *Pest. Monit. J.*, Vol. 5 (1971), p. 1.
2. J. H. Koeman, M. C. Ten Noever De Brauw, and R. H. Devos, *Nature*, Vol. 221 (1969), p. 1126.
3. V. Zitko, *Bull. Environ. Contam. Toxicol.*, Vol. 6 (1971), p. 464.
4. R. W. Risebrough, R. Reiche, D. B. Peakall, S. G. Herman, and Min Kirven, *Nature* Vol. 220 (1968), p. 1098.
5. J. Jensen, A. G. Johnels, S. Olsson, and G. Otterlind, *Nature*, Vol. 224 (1969), p. 247.
6. R. G. Webb and A. C. McCall, *J. Assoc. Office. Agri. Chem.*, Vol 55 (1972), p. 746.
7. Robert L. Metcalf, James R. Sanborn, Po-Yung Lu, and Donald E. Nye, unpublished data, 1974.
8. Robert L. Metcalf, Gurchuran K. Sangha, and Inder P. Kapoor, *Environ. Sci. Technol.*, Vol. 5 (1971), p. 709.
9. Keturah A. Reinbold, Inder P. Kapoor, William L. Childers, Willis N. Bruce, and Robert L. Metcalf, *Ill. Nat. Survey Bull.*, Vol. 30 (1971), p. 405.
10. D. L. Grant, W. E. T. Phillips, and D. C. Villeneuve, *D.C. Bull. Environ. Contam. Toxicol.*, Vol. 6 (1971), p. 102.
11. S. Bailey and P. J. Bunyan, *Nature*, Vol. 236 (1972), p. 34.
12. W. D. Block and H. H. Cornish, *J. Biol. Chem.*, Vol. (1959), p. 3301.
13. O. Hutzinger, A. Inglis, and W. L. Johnson, "Fall 1969 National Pesticide Monitoring Program," *Pest. Monit. J.*, Vol. 5 (1971), p. 1.
14. W. Greb, W. Klein, F. Coulston, L. Goldberg, and F. Korte, *Chemosphere*, Vol. 2 (1973), p. 143.
15. Hidetoshi Yoshimura and Hiroaki Yammamoto, *Chem. Pharm. Bull.*, Vol. 21 (1973), p. 2239.
16. P. J. Creaven, D. V. Parke, and R. T. Williams, *Biochem. J.*, Vol. 96 (1965), p. 889.

GENP 005794

774443

LABORATORY MODEL ECOSYSTEM STUDIES OF THE DEGRADATION AND FATE OF RADIOLABELED TRI-, TETRA-, AND PENTACHLOROBIPHENYL COMPARED WITH DDE

Robert L. Metcalf, James R. Sanborn, Ph.D., Po-Yung Lu, and Donald Nye*

Abstract

Radiolabeled tri-, tetra-, and pentachlorobiphenyls (PCB) and DDE were studied in a laboratory model ecosystem for degradation pathways, and biomagnification in alga, snail, mosquito, and fish. Trichlorobiphenyl was degraded in all the organisms of the model ecosystem much more rapidly than tetrachlor- and pentachlorobiphenyl. Pentachlorobiphenyl was approximately as persistent as DDE. There was a linear relationship between lipid/water partition and ecological magnification and between water solubility and ecological magnification. No evidence of conversion of DDE to PCB was detected.

The laboratory model ecosystem previously described (ref. 1) has been employed for the estimation of the environmental fate of DDT and a number of its analogues (refs. 2,3,4) and for study of aldrin, dieldrin, endrin, mirex, lindane, and hexachlorobenzene (ref. 5). The methodology developed has yielded useful information about (1) the degradation pathways of the various xenobiotics, (2) the toxic effects of the compounds and their degradation products, (3) their comparative biomagnification and food chain concentration, and (4) their comparative biodegradability; all in organisms of five phyla linked in several food chains. This information has proved of value in characterizing the potential environmental pollutant effects of candidate insecticides (refs. 4,6) and of plasticizers (ref. 7). In this paper we report the application of these techniques to a better understanding of the comparative environmental properties of trichloro-, tetrachloro-, and pentachlorobiphenyl (PCB's), and of dichlorodiphenyl-dichloroethylene (DDE) the persistent DDT degradation product.

Methods and materials

The laboratory model ecosystem evaluation was carried out in a small glass aquarium with a sloping terrestrial-aquatic interface of pure white sand exactly as previously described (ref. 1). The ^{14}C-radiolabeled compounds were applied quantitatively from acetone solution at 5.0 mg (or ca. 1 kg per ha) to *Sorghum vulgare* seedlings grown in the terrestrial portion. The treated leaves were consumed by fourth instar salt marsh caterpillar larvae *Estigmene acrea*, whose activities and fecal products contaminated the aquatic portion of the system.

The radiolabeled products were transferred through several food chains, e.g., alga (*Oedogonium cardiacum*) → snail (*Physa*); plankton → water flea (*Daphnia magna*) → mosquito (*Culex pipiens quinquefasciatus*) → fish (*Gambusia affinis*). After 33 days in an environmental chamber at 26° C and a 12-hr photoperiod at 5,000 foot candles simulated daylight, the organisms were extracted with acetonitrile and the ^{14}C-radiolabeled compounds evaluated by TLC on silica gel containing fluorescent marker (E. Merck GF-254) and radioautography on no-screen X-ray film. Liquid scintillation counting of the individual components was done in cocktail D (5 g PPO and 100 g naphthalene in dioxane to make 1 liter) and counts were corrected to dpm by using channels ratio quenching correction. The residues, after extraction, were counted by total combustion to $^{14}CO_2$ by the Schoniger oxygen flask technique (ref. 8) to determine the unextractable radioactivity. Whenever possible, the identity of individual components on the TLC plates was determined by cochromatography with known standards and by extraction and mass spectrometry.

Radiolabeled Compounds. The individual ^{14}C-labeled PCB's were obtained from Mallinkrodt, St. Louis, Missouri. They were: 2, 5,2′-trichlorobiphenyl (2,5-dichlorophenyl-ring-UL-^{14}C), 9.91 mCi per mmole with >98 percent radiopurity and 41.5 percent Cl, and a principal constituent of Aroclor 1242 (ref. 9); 2,5,2′,5′-tetrachlorobiphenyl (ring-UL-^{14}C), 9.87 mCi per mmole with >98 percent radiopurity and 48.7 percent Cl, and a principal constituent of Aroclor 1248 (ref.9); and 2,4,5,2′,5′-pentachlorobiphenyl (2′,5′-dichlorophenyl- ring-UL-^{14}C), 9.87 mCi per mmole with >98 percent radiopurity and 54.4 percent Cl, a principal constituent of Aroclor 1254 (ref. 9).

^{14}C-labeled 2,2-bis-(p-chlorophenyl)-1,1-dichloroethylene (DDE) was prepared from ^{14}C-ring-UL p,p′-DDT obtained from the Radiochemical Centre, Amersham, England, 5.48 mCi per mmole, by dehydrochlorinating with 1.0 M alcoholic KOH, and purifying on

*Department of Entomology and Environmental Studies Institute, University of Illinois and Illinois Natural History Survey, Urbana-Champaign, Urbana, Illinois 61801.

All figures and tables reproduced and text adapted from Archives of Environmental Contamination & Toxicology, Vol. 3, No. 2 (1975), pp. 151-165. ©1975 by Springer-Verlag New York Inc. Used by permission.

GENP 005795

774444

a silicic acid column with hexane elution to 99 percent radiopurity.

Results

PCB's. The movement of ^{14}C radioactivity from *Sorghum* plants into the water phase of the model ecosystem is shown in figure 1. All three chlorinated biphenyls reached a maximum concentration in water at about 7 days after treatment and the levels of contamination declined as the PCB's were taken up by the organisms of the system. The levels of the chlorinated biphenyls in the water phase (table 1) were in the ppb range, below the water solubility of the compounds as determined by radiotracer technique (table 2).

Radioautographs of the extracts from the components of the model system after TLC are shown in figure 2. The data in table 1 represent the quantitative distribution of the ^{14}C in the spots on the TLC plates. The results for the three PCB's are also expressed in table 2 in terms of ecological magnification (E.M.) (ppm in organism/ppm in water) and of biodegradability index (B.I.) (ppm polar degradation products/ppm nonpolar products). The E.M. values for the parent compounds increased substantially with the number of chlorine atoms, from trichlorobiphenyl (41.5 percent Cl) to tetrachlorobiphenyl (48.7 percent Cl) to pentachlorobiphenyl (54.4 percent Cl). Conversely, the B.I. values decreased with increasing degree of chlorine. This consistent and regular behavior gives added confidence that these parameters are ecologically significant (ref. 4) and must be a function of the number of C-H bonds available for hydroxylation by microsomal oxidations in the various organisms. The spots of low R_f value (0.02-0.06), figure 2, are presumably hydroxylated PCB compounds and the polar radioactivity (R_f 0.0) is thought to consist of conjugates of these compounds. Wallnofer et al. (ref. 10) have found 4-chloro-4′-hydroxybiphenyl as a metabolite of 4-chlorobiphenyl from soil fungus, *Rhizopus japonicus*. Yoshimura and Yammamoto (ref. 11) have reported the 5-hydroxylated derivative as the major and the 3-hydroxylated derivative as the minor excretion product of 2,4,3′,4′-tetrachlorobiphenyl in the rat. Hutzinger et al. (ref. 12) have shown that rat and pigeon could hydroxylate 2,5,2′,5′-tetrachlorobiphenyl but they could not detect hydroxylated metabolites in brook trout. However, the

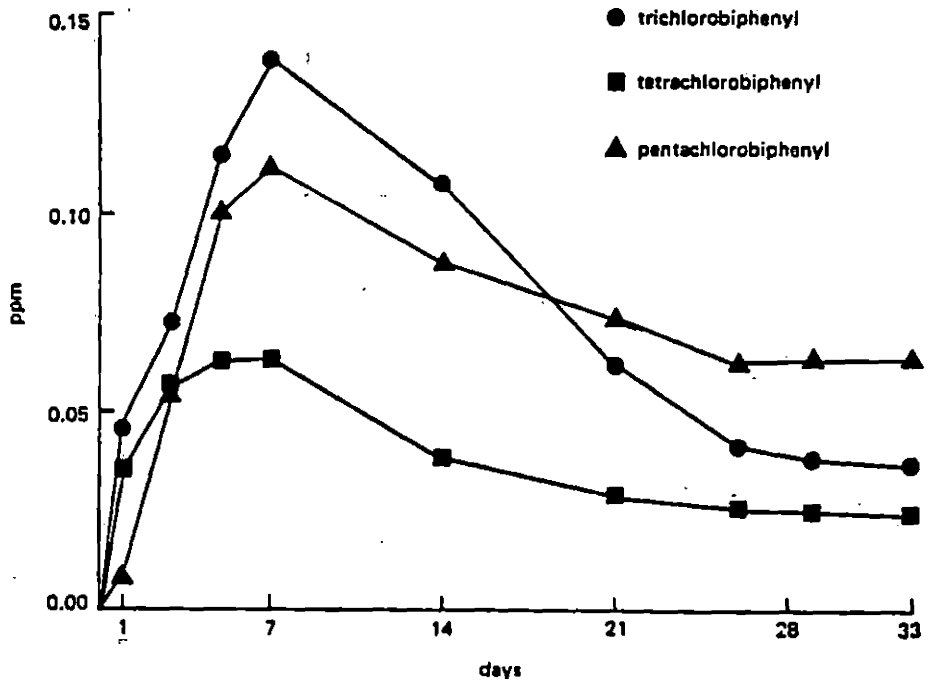

Figure 1. Movement of total ^{14}C radioactivity from plants into the water phase of the model ecosystem and uptake by organisms.

GENP 005796

774445

Table 1. Distribution of chlorinated biphenyls and their degradation products in the model ecosystem

	Chlorinated biphenyl equivalents (ppm)				
	H_2O	*Oedogonium* (alga)	*Physa* (snail)	*Culex* (mosquito)	*Gambusia* (fish)
I. 2,5,2′-trichloro-biphenyl total ^{14}C	0.03845	23.2155	31.2015	2.7030	3.2055
Unknown I (R_f 0.66[a])	0.00015	15.9575	18.9720	1.1995	0.2085
trichlorobiphenyl (R_f 0.56)	0.00020	1.4630	1.1590	0.1630	1.2800
Unknown II (R_f 0.23)	0.00005	0.0520	0.6480	+	0.1595
Unknown III (R_f 0.10)	–	–	0.9735	–	–
Unknown IV (R_f 0.06)	0.00055	–	0.5460	–	–
Unknown V (R_f 0.04)	0.00040	–	0.2205	–	–
Unknown VI (R_f 0.03)	0.00040	0.0685	0.4410	–	–
Polar (R_f 0.0)	0.02265	0.5185	3.9315	0.4795	0.9985
Unextractable	0.01405	5.1560	4.3100	0.8610	0.5590
II. 2,5,2′,5′-tetrachloro biphenyl total ^{14}C	0.02065	23.6845	53.7465	14.5335	15.5685
tetrachlorobiphenyl (R_f 0.48[a])	0.00120	21.5975	47.3275	12.6745	14.2360
Unknown I (R_f 0.23)	0.00005	0.3220	0.7560	0.1070	0.0890
Unknown II (R_f 0.04)	0.00155	0.1030	0.4360	–	–
Polar (R_f 0.0)	0.01225	0.3275	3.9850	0.9670	0.8545
Unextractable	0.00560	1.3345	1.2420	0.7850	0.3900
III. 2,5,2′,4′,5′-penta-chlorobiphenyl total ^{14}C	0.04340	62.4660	633.0165	181.4565	127.6945
pentachloro-biphenyl (R_f 0.55[a])	0.00985	53.8440	587.3545	170.8480	119.7060
Unknown I (R_f 0.46)	–	0.6850	8.6210	2.4070	2.5380
Unknown II (R_f 0.39)	0.00020	0.5080	2.2490	1.3195	0.5810
Unknown III (R_f 0.21)	0.00015	0.1425	1.9365	1.0520	0.3285
Unknown IV (R_f 0.04)	0.00030	–	0.5000	–	–
Unknown V (R_f 0.02)	0.00385	0.2570	7.4965	–	0.7450
Polar (R_f 0.0)	0.02055	1.6265	16.5550	2.6745	2.3610
Unextractable	0.00850	5.4330	8.3040	3.1555	1.4350

[a]TLC with hexane (Skellysolve B, bp 60-68°C).

GENP 005797

774446

Table 2. Ecological magnification (E.M.) and biodegradability index (B.I.) of PCB's and DDE compared with water solubility and partition coefficient

Chemical	H_2O solubility (ppb)	Partition coefficient	Ecological magnification (E.M.)				Biodegradability index (B.I.)			
			Alga	Snail	Mosquito	Fish	Alga	Snail	Mosquito	Fish
tri-Cl-PCB	16	7,803	7,315	5,795	815	6,400	0.30	0.17	0.35	0.60
tetra-Cl-PCB	16	8,126	17,997	39,439	10,562	11,863	0.015	0.082	0.076	0.060
penta-Cl-PCB	19	16,037	5,464	59,629	17,345	12,152	0.029	0.027	0.0134	0.019
DDE	1.3	18,893	11,251	36,342	59,390	12,037	0.069	0.049	0.033	0.050



Figure 2A. Radioautogram of TLC plate containing extracts of water and organisms treated with 2,5,2'-trichlorobiphenyl. A (alga), F (fish), M (mosquito larva), S (snail) and STD (^{14}C-radiolabeled compound).



Figure 2B. Radioautogram of TLC plate containing extracts of water and organisms treated with 2,5,2',5'-tetrachlorobiphenyl. A (alga), F (fish), M (mosquito larva), S (snail) and STD (^{14}C-radiolabeled compound).

GENP 005798

774447

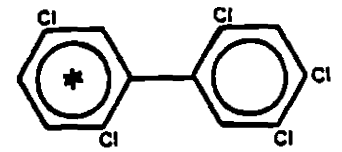



Figure 2C. Radioautogram of TLC plate containing extracts of water and organisms treated with 2,4,5,2',5'-pentachlorobiphenyl. A (alga), F (fish), M (mosquito larva), S (snail) and STD (^{14}C-radiolabeled compound).

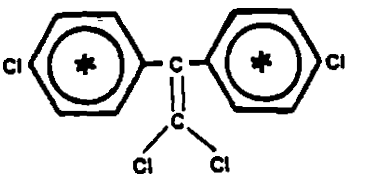



Figure 2D. Radioautogram of TLC plate containing extracts of water and organisms treated with DDE. A (alga), F (fish), M (mosquito larva), S (snail) and STD (^{14}C-radiolabeled compound).

amounts of polar material in *Gambusia* (figure 2, table 1) suggest that this fish is able to slowly hydroxylate this tetrachlorobiphenyl.

The pentachlorobiphenyl with B.I. values of 0.019 to 0.027 in fish and snail is very comparable in model ecosystem behavior to DDT, B.I. 0.015 and 0.044 (ref. 4) and this suggests that the two compounds should behave similarly in the environment (ref. 13). Properties of the tetrachlorobiphenyl were similar to those of the pentachlorobiphenyl (figure 2) but the trichlorobiphenyl was much more degradable. A prominent degradative product (R_f 0.66) is stored in alga, snail, and mosquito larva in much greater quantities than the parent compound. This compound is less polar (higher R_f) in the hexane solvent than any of the three PCB isomers. As shown in table 1, it is magnified to very high values, 106,382X in alga and 126,480X in snail, is stored in lipids, and is highly persistent. Its presence in high amounts in alga and in the snail and mosquito, which are alga feeders, suggests that it might be formed by photochemical processes during photosynthesis in the alga. This compound forms slowly and no traces of it were visible in 3-day uptake studies of trichlorobiphenyl by alga, snail, daphnia, mosquito, or fish (ref. 14) although it appeared in alga in 14-day studies. To date we have been unsuccessful in identifying the unknown by mass spectrometry.

DDE. This compound has been implicated as a possible environmental precursor of PCB isomers through photooxidation reactions involving radical rearrangements to 3,6-dichlorofluorenone intermediates (refs. 15,16,17). Although such rearrangements could logically produce 4,4'-dichlorobiphenyl, it is difficult to see how trichloro- and tetrachlorobiphenyls could be

GENP 005799

774448

formed as suggested by Maugh (ref. 18). Moreover, Kenner et al. (ref. 19) could detect only bis-(p- chlorophenyl) chloroethylene (DDMU) after ultraviolet irradiation of DDE. Because of the ecological importance of these possible rearrangements, we have reinvestigated the behavior of DDE in the model ecosystem (ref. 1) to determine if any PCB-like products could be formed under the simulated daylight of the model ecosystem (5,000 foot candles) in an environmental chamber. The radioautograph showing the fate of pure DDE is presented in figure 2. When the extracts of water and organisms were developed on TLC plates with Skellysolve B (hexane fraction) there was no trace of any ^{14}C-labeled compounds with R_f values between 0.05 and 0.47 (DDE) or of any less polar materials with higher R_f values. Under these conditions, as shown in figure 2, trichlorobiphenyl has R_f 0.43, tetrachlorobiphenyl R_f 0.50, and pentachlorobiphenyl R_f 0.53. Detection levels with the techniques used are approximately 0.1 ng (e.g., spot at alga origin in DDE, figure 2) or about 0.00002 percent of the total ^{14}C applied. Thus under the model ecosystem conditions, there is no evidence of formation of PCB isomers from DDE.

DDE is extremely stable in the tissues of the living organisms of the model ecosystem and is stored as approximately 92, 93, 95, and 97 percent of the total ^{14}C in snail, alga, fish, and mosquito larva. The percent of unextractable ^{14}C in these organisms ranged from 0.10 to 0.93 (table 3). The B.I. value for DDE in fish was 0.049 and the E.M. value 12,037 (compared with 0.032 and 27,358 found by Metcalf et al.) (ref. 1). From these values it is apparent that DDE is a more stable environmental pollutant than 2,4,5,2',5'-pentachlorobiphenyl (table 1), which was stored in the organisms at 86 to 94 percent of the total radioactivity, with from 1.12 to 8.67 percent of unextractable ^{14}C, and had a B.I. of 0.019 and an E.M. of 12,152 in fish.

It is of interest that Sodergren (ref. 20), using a model aquatic ecosystem, found no major metabolic changes in DDE occurring in passage through a food chain into fish, although similar experiments with a polychlorinated biphenyl mixture (Clophen A) showed that the lower fractions with low chlorine content were degraded when transported through the food chain, as was 2,5,2'-trichlorobiphenyl in our experiments. However, in our studies (figure 2, table 3), the water phase contained several polar radiolabeled degradation products. These were resolved on silica gel into at least 11 distinct compounds using a solvent of benzene:dioxane:acetic acid (90:30:1) and we are presently attempting to identify the pathway of DDE degradation in the environment.

Biomass Recovery. To determine the relative availability of the various organisms of the model ecosystem as reservoirs for the bioaccumulation of the micropollutants studied, the total amounts of ^{14}C-labeled products recovered from the principal organisms of the model ecosystems treated with tri-, tetra-, and pentachloro-PCB's, and with DDE were evaluated, as shown in table 4. The evaluations were made on the basis of total recovery of the applied pollutant; of recovery of the maximum amount of pollutant in water (figure 1) for each of the four principal organisms, alga, snail, mosquito, and fish; and of biomass recovery (four organisms) of the total amount of pollutant lost from water (figure 1). The figures of table 4 are very revealing

Table 3. Distribution of DDE and degradation products in the model ecosystem

	DDE equivalents (ppm)				
	H_2O	*Oedogonium* (alga)	*Physa* (snail)	*Culex* (mosquito)	*Gambusia* (fish)
Total ^{14}C	0.00384	7.4720	38.1958	24.8588	7.8653
DDE (R_f 0.49[a])	0.00062	6.9759	22.5325	36.8223	7.4632
Unknown 1 (R_f 0.05)	0.00009	–	0.8035	–	–
Polar (R_f 0.0)	0.00223	0.4881	1:1612	1.2448	0.3746
Unextractable	0.0009	0.0080	0.3616	0.1087	0.0275

[a]TLC with hexane (Skellysolve B, bp 60-68°C).

GENP 005800

774449

Table 4. Biomass recovery of chlorinated biphenyls, and DDE from organisms of model ecosystem

% Recovery	Alga	Snail	Mosquito	Fish
		trichlorobiphenyl		
^{14}C in solution	0.18	0.015	0.0017	0.12
total ^{14}C	0.033	0.0028	0.00032	0.021
(biomass) of ^{14}C lost from solution ---		0.45		
		tetrachlorobiphenyl		
^{14}C in solution	3.33	1.04	0.23	1.91
total ^{14}C	0.28	0.088	0.019	0.16
(biomass) of ^{14}C lost from solution ---		8.7		
		pentachlorobiphenyl		
^{14}C in solution	4.57	19.0	2.32	11.8
total ^{14}C	0.74	3.06	0.37	1.90
(biomass) of ^{14}C lost from solution ---		57.2		
		DDE		
^{14}C in solution	22.4	4.03	2.25	20.2
total ^{14}C	0.24	0.044	0.055	0.22
(biomass) of ^{14}C lost from solution ---		65.8		

in terms of the biodegradability of the various compounds. The highest recoveries of the ^{14}C lost from solution were obtained from the organisms with DDE, 65.8 percent, and pentachlorobiphenyl, 57.2 percent. With tetrachlorobiphenyl, recoveries of 8.7 percent were still substantial, but with trichlorobiphenyl (recovery 0.45 percent), the compound was nearly completely degraded and excreted.

Degradation in Salt Marsh Caterpillar. This animal was chosen, after considerable study, as the dispersing agent for the model ecosystem because it was able to ingest a large variety of organic compounds without apparent injury (ref. 14). The effects of passage of the PCB isomers through the insect are of interest as representing the first stage in the biodegradation of these compounds. Figure 3 shows radioautographs of TLC plates of extracts of feces and body homogenates from larvae feeding on about 30 μg of ^{14}C PCB incorporated in a synthetic diet. Figure 3 and the quantitative evaluation of the radioactivity in the various spots shown in table 5 demonstrate conclusively the much greater degradability of the trichlorobiphenyl over the tetrachlorobiphenyl and pentachlorobiphenyl. With the trichloro compound, the caterpillar feces contained 91 percent of the recovered ^{14}C, with the remainder in the body homogenate, while with the tetrachloro- and pentachlorobiphenyls, the feces contained 21 percent and 24 percent of the radioactivity. The unknown (R_f 0.05) found in feces after trichlorobiphenyl is probably the principal hydroxylated degradation product leading to the very large amount of polar radioactivity. Whereas only low levels of trichlorobiphenyl were retained in the salt marsh caterpillar body, with tetrachloro- and pentachlorobiphenyl the major portion of ^{14}C was retained in the insect body.

DDE passed through the salt marsh caterpillar largely unchanged, with 81 percent of the total radioactivity recovered retained in the body homogenate and 19 percent in the fecal excreta (table 5).

Ecological Magnification. The uptake and concentration of organic compounds by living organisms either directly or through food chains appear to be a function of two important factors: (1) their high lipid solubility and low water solubility, e.g., a large lipid/water partition coefficient, and (2) their resistance to degradation by enzymatic processes, especially the multifunction

GENP 005801

774450



Figure 3. Radioautogram of TLC plate containing extracts of bodies and feces of salt marsh caterpillar larvae fed ^{14}C-labeled 2,5,2'-tri-, 2,5,2',5'-tetra-, and 2,4,5,2',5'-pentachlorobiphenyls. B (body homogenate), and F (fecal excreta).

GENP 005802

774451

Table 5. Metabolism of ^{14}C-radiolabeled compounds by salt marsh caterpillar[a]

	Body	Feces
A. 2,5,2′-trichlorobiphenyl total ^{14}C (%)	8.66	91.34
Unknown I (R_f 0.53[a])	0.64	–
trichlorobiphenyl (R_f 0.43)	5.84	8.91
Unknown II (R_f 0.31)	0.27	0.37
Unknown III (R_f 0.13)	0.05	0.12
Unknown IV (R_f 0.05)	0.10	4.67
Unknown V (R_f 0.02)	0.11	0.92
Polar (R_f 0.0)	1.65	76.35
B. 2,5,2′,5′-tetrachlorobiphenyl total ^{14}C (%)	78.68	21.32
tetrachlorobiphenyl (R_f 0.50[a])	75.60	15.08
Unknown I (R_f 0.41)	0.99	1.36
Unknown II (R_f 0.05)	0.13	–
Unknown III (R_f 0.03)	trace	0.20
Polar (R_f 0.0)	1.96	4.64
C. 2,5,2′,4′,5′-pentachlorobiphenyl total ^{14}C (%)	75.86	24.14
pentachlorobiphenyl (R_f 0.53[a])	74.00	20.70
Unknown I (R_f 0.46)	0.74	0.74
Unknown II (R_f 0.39)	0.62	0.56
Unknown III (R_f 0.03)	0.08	0.08
Polar (R_f 0.0)	0.42	2.06
D. 2,2-*bis*-(*p*-chlorophenyl)-1,1-dichloroethylene (DDE) total ^{14}C (%)	80.59	19.41
DDE (R_f 0.49[a])	76.88	19.37
Polar (R_f 0.0)	3.71	0.04

[a]TLC with hexane (Skellysolve B, bp 60-68°C).

oxidase enzymes (ref. 14). Hamelink et al. (ref. 21) have suggested that the water insolubility of highly lipid-soluble compounds provides the driving force in producing lipid storage, through a series of simple partitionings from water to lipids. We have correlated the E.M. values for the PCB's and DDE from the fish of the model ecosystems with both water solubility (table 2) in figure 4, and with the octanol/water partition value (table 2) in figure 5. Because the values for the PCB's and DDE fall closely together, the relationships have been extended using values for aniline, anisole, benzoic acid, chlorobenzene, and nitrobenzene taken from other model ecosystem studies (ref. 22). For the limited number of compounds included, the correlation between physical properties and biomagnification is excellent. The regression equation for log water solubility vs. log E.M. (figure 4) was:

$$y = 4.4806 - 0.4732X: \quad n = 9, \quad r = -0.9677.$$

The regression equation for log partition coefficient (Hansch's π) vs. log E.M. (figure 5) was:

$$y = -0.7504 + 1.1587X: \quad n = 9, \quad r = 0.9771.$$

Thus for the organic compounds studied, the properties of water solubility and octanol/water partition coefficient appear to provide a realistic estimate of the biological magnification found in living organisms.

774452

GENP 005803

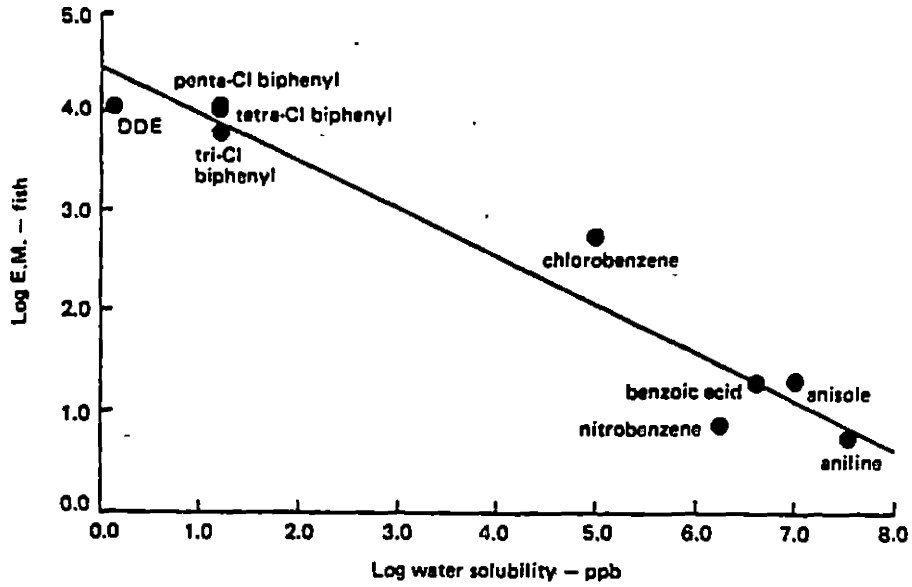

Figure 4. Plot of log E.M. (ecological magnification) for fish vs. log water solubility (ppb).

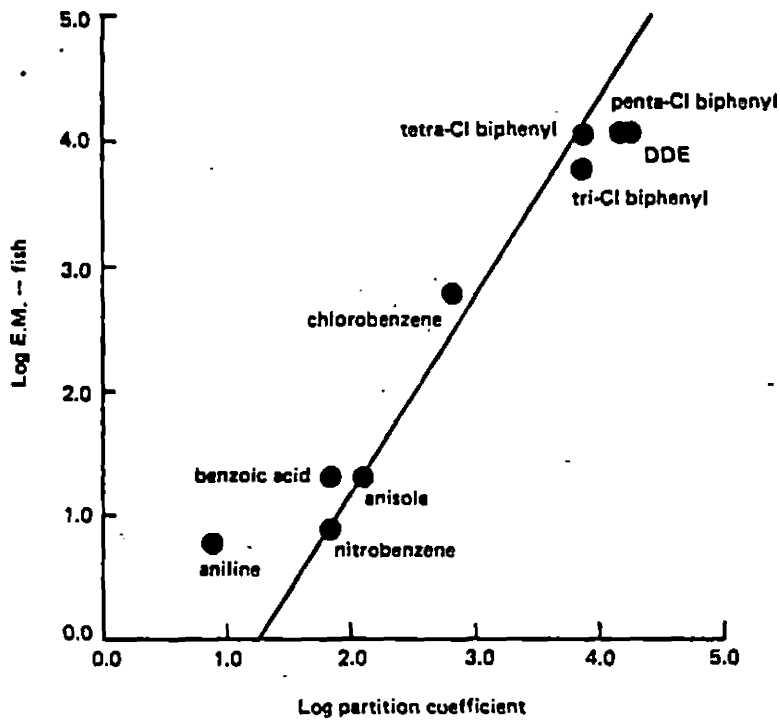

Figure 5. Plot of log E.M. (ecological magnification) for fish vs. log octanol/water partition coefficient.

GENP 005804

774453

ACKNOWLEDGMENTS

This research was supported in part by research grants from the U. S. Department of Interior, Office of Water Resources Research through the University of Illinois Water Resources Center Project B-050, Illinois; the National Science Foundation Grant GI 39843X; the U. S. Environmental Protection Agency Grant R802022 and Grant R800736; and the Bureau of Veterinary Medicine, Food and Drug Administration, Contract FDA 72-116.

REFERENCES

1. R. L. Metcalf, G. K. Sangha, and I. P. Kapoor, "A Laboratory Model Ecosystem," *Environ. Sci. Technol.*, Vol. 5 (1971), p. 709.
2. I. P. Kapoor, R. L. Metcalf, R. F. Nystrom, and G. K. Sangha, "Comparative Metabolism of Methoxychlor, Methylchlor, and DDT in Mouse, Insects and in a Model Ecosystem," *J. Agr. Food Chem.*, Vol. 18 (1970), p. 1145.
3. I. P. Kapoor, R. L. Metcalf, A. S. Hirwe, Po-Yung Lu, J. R. Coats, and R. F. Nystrom, "Comparative Metabolism of DDT, Methylchlor, and Ethoxychlor in Mouse, Insects, and in a Model Ecosystem," *J. Agr. Food Chem.*, Vol. 20 (1972), p. 1.
4. I. P. Kapoor, R. L. Metcalf, A. S. Hirwe, J. R. Coats, and M. S. Khalsa, "Structure Activity Correlations of Biodegradability of DDT analogs," *J. Agr. Food Chem.*, Vol. 21 (1973), p. 310.
5. R. L. Metcalf, I. P. Kapoor, Po-Yung Lu, C. K. Schuth, and P. Sherman, "Model Ecosystem Studies of the Environmental Fate of Six Organochlorine Pesticides," *Environ. Health Persp. Experi.*, Issue 4 (1973a), p. 35.
6. J. R. Costs, R. L. Metcalf, and I. P. Kapoor, "Metabolism of the Methoxychlor Isostere, Dianisylneopentane in Mouse, Insects, and a Model Ecosystem," *Pesticide Biochem. Physiol.*, Vol. 4 (1974), p. 201.
7. R. L. Metcalf, G. M. Booth, C. K. Schuth, D. J. Hansen, and Po-Yung Lu, "Uptake and Fate of Di-2-ethylhexyl Phthalate in Aquatic Organisms and in a Model Ecosystem," *Environ. Health Persp. Experi.*, Issue 4 (1973b), p. 27.
8. R. G. Kelly, E. A. Peets, S. Gordon, and D. A. Buyske, "Determination of ^{14}C and ^{3}H in Biological Samples by Schöniger Combustion and Liquid Scintillation Technique," *Anal. Biochem.*, Vol. 2 (1961), P. 267.
9. R. G. Webb and A. C. McCall, "Identities of Polychlorinated Biphenyl Isomers in Aroclors," *J. Assoc. Offic. Agr. Chem.*, Vol. 55 (1972), p. 746.
10. P. R. Wallnofer, G. Engelhardt, S. Safe, and D. Hutzinger, "Microbial Hydroxylation of 4-chlorobiphenyl and 4,4'-dichlorobiphenyl," *Chemosphere*, Vol. 2 (1973), p. 69.
11. H. Yoshimura, and H. Yammamoto, "Metabolic Studies on Polychlorinated Biphenyls III. Complete Structure and Acute Toxicity of the Metabolites of 2,4,3',4'-tetrachlorobiphenyl," *Chem. Pharm. Bull.*, (Japan), 21, 2239 (1973).
12. O. Hutzinger, D. M. Nash, S. Safe, A. S. W. DeFreitas, R. J. Norstrom, D. J. Wildish, and V. Zikkos, "Polychlorinated Biphenyls: Metabolic Behavior of Pure Isomers in Pigeons, Rats, and Brook Trout," *Science*, Vol. 178 (1972), p. 312.
13. R. W. Risebrough, P. Rieche, D. B. Peakall, S. G. Herman, and M. N. Kirven, "Polychlorinated Biphenyls in the Global Ecosystem," *Nature*, Vol. 220 (1968), P. 1098.
14. R. L. Metcalf, Po-Yung Lu, and I. P. Kapoor, "Environmental Distribution and Metabolic Fate of Key Industrial Pollutants and Pesticides in a Model Ecosystem," Univ. Ill. Water Resources Center, Report No. 69, Project B-050 Illinois, 1973.
15. J. R. Plimmer, U. I. Klingelbiel, and B. E. Hummer, "Photooxidation of DDT and DDE," *Science*, Vol. 167 (1970), p. 67.
16. D. B. Peakall and J. L. Lincer, "Polychlorinated Biphenyls, Another Long-Life Widespread Chemical in the Environment," *Bioscience*, Vol. 20 (1970), p. 958.
17. K. W. Moilanen and D. G. Crosby, "Vapor-Phase Photodecomposition of p,p'-DDT and its Relatives," Abstract No. 27, 1973, 165th Meeting American Chemical Society.
18. T. H. Maugh, II, "DDT: An Unrecognized Source of Polychlorinated Biphenyls," *Science*, Vol. 1180 (1973), p. 578.
19. I. Kerner, W. Klein, and F. Korte, "Photochemische Reactionen von 1,1-dichloro-2-(p,p-Dichloroethylene) DDE," *Tetrahedron*, Vol. 28 (1972), p. 1575.
20. A. Sodergren, "Transport, Distribution, and Degradation of Chlorinated Hydrocarbon Residues in Aquatic Model Ecosystems," *Oikos*, Vol. 24 (1973), p. 30.
21. J. L. Hamelink, R. C. Waybrant, and R. C. Ball, "A Proposal: Exchange Equilibria Control the Degree Chlorinated Hydrocarbons are Biologically Magnified in Lentic Environments," *Trans. Am. Fisheries Soc.*, Vol. 100 (1971), p. 207.
22. Po-Yung Lu, and R. L. Metcalf, "Degradation and Environmental Fate of Radiolabeled Benzene Derivatives in a Model Aquatic Ecosystem," manuscript in preparation.

GENP 005805

774454

ENVIRONMENTAL TRANSPORT AND OCCURRENCE OF PCB's IN 1975

Ian C. T. Nisbet, Ph.D.*

Abstract

Despite curtailment of some dispersive uses, environmental levels and rates of transport of PCB's have not changed greatly since 1972. This is probably due in part to the continued release of materials in service prior to 1971 and in part to time lags in environmental transport and dissipation.

Surprisingly high concentrations of PCB's matching Aroclor 1254 are still being found in air, in precipitation, and in dry fallout.

As yet, there is little evidence that significant quantities of PCB's are being leached from dumps.

Human exposure to PCB's is higly variable. Some sport fishermen and breast-fed infants have especially high intakes.

Almost nothing is known about the environmental behavior of chlorinated dibenzofurans.

I think the organizers of the conference may have expected me to compose a global transport model while this session was going on. I have not attempted to do this, except to make some quick calculations on the back of an envelope.

My general conclusion from what I have heard today and yesterday about the release and concentrations of PCB's in the environment in 1975 is that most of what we have learned since 1972 is reasonably consistent with the very crude model that Sarofim and I constructed in 1972. That is not to say that the model was right. All it says is that our ignorance about the exact rates and routes of transport of PCB's in the environment is nearly as profound in 1975 as it was in 1972.

I have found only one area where there does seem to be substantial quantitative discrepancy between our 1972 model and the data generated subsequently; that is, the numbers reported to us here and published in the interim,† on concentrations in air and air transport. We have heard some numbers of the order of 200 parts per trillion of PCB's in snowmelt, reports of numbers of the order of 100 nanograms per cubic meter for concentration of PCB's in air, and the number of the order of 70 – 200 and locally up to 2,000 nanograms per square meter per day for rates of dry deposition. These are all somewhat higher than we anticipated on the basis of our model.

If we extrapolate up on the back of an envelope basis from 200 nanograms per square meter per day over the whole continent, that comes out to be something of the order of 1,000 tons. Similarly, if you extrapolate up from 100 parts per trillion in rainfall over the entire continent, you get something of the order of 1,000 tons.

Now, it may be that the numbers we heard were biased toward urban areas, where the concentration of PCB's may be higher than they are in the United States as a whole. Even so, we are now being given numbers that suggest that at least 1,000 tons of PCB's per year are falling out onto the terrestrial environment of the United States in rain and particulate matter. That is about as large as numbers we had envisaged for total releases of PCB's into the air in 1971. What makes the problem worse is that nearly all the PCB's that are found in dry fallout, in the air, and in precipitation look like Aroclor 1254, whereas we had thought that only about half of the materials released into the environment even in 1971 would be Aroclor 1254, and a good deal of them would be Aroclor 1242.

So it seems to me that aerial releases and aerial transport are rather larger than anything we could account for according to our knowledge of the uses and releases that we surveyed in 1972. We need to find out where all this material in the air resembling Aroclor 1254 is actually coming from.

One possibility is that it may be coming from leaks from supposedly sealed uses. Perhaps we ought to be looking at transformers to see how much PCB's vaporize from them.

I would now like to go to the six questions which I posed at the beginning of this session and see what we have learned in the course of this conference toward solving these outstanding problems.

1. What happens to chlorinated dibenzofurans in the environment? I think the answer is that still we know almost nothing. We know they are being released into the environment, since they are present in small quantities in commercial PCB's. Dr. Kuratsune in his presentation yesterday indicated that they are actually formed in the environment during use, and Dr. McKinney's presentation suggested they might be formed by metabolism

*Director, Scientific Staff, Massachusetts Audubon Society, Lincoln, Massachusetts 01773.

†Persson, B., *Ornis Scandinavica*, 2:127-135 (1971); Södergren, A., *PCB-Conference II 1972*:15-18 (National Swedish Environment Protection Board, 1973); Bengtson, A. A. and A. Södergren, *Ambio*, 3:84-86 (1974); Munson, T. O., Ch. 6 in *Upper Bay Survey* (Westinghouse Electric Corporation, Final Report to the Maryland Department of Natural Resources, in press).

GENP 005806

774455

nder certain circumstances. On the other hand, Dr. Risebrough's presentation suggested that they are not retained in the bodies of birds even when they are ingested; that conflicts with Dr. Kuratsune's information that they are retained extraordinarily efficiently in human tissue.

2. What happens to PCB's in dumps? Again, we know almost nothing. Some numbers were mentioned yesterday for water leaking out of dumps; I did some back-of-the-envelope calculations which suggested that the quantities of PCB's escaping are not yet very significant. One is talking about quantities of the order of hundreds of kilograms per year nationwide—certainly not more than a few tons.

3. Are PCB's in sediments going to be covered up or are they going to be continually recycled? There have been some hints in what has been said today that they are going to be recycled. The information from Ms. McDermott about PCB's in areas where there is shipping activity, and information from Dr. Munson about the movement of PCB's in suspended sediments around Chesapeake Bay suggests that these PCB's in shallow waters are not going to stay there and be covered up and disappear. They are going to be with us for a long time into the future.

4. Is it correct that tetrachloro-biphenyls and lower chlorinated species are rapidly degraded and is there significant human exposure to these lower species? I think that we have had very adequate evidence here that tetrachloro isomers are indeed degraded rather rapidly, but not as rapidly as we would like. Dr. Sanborn's presentation just now suggested that in fish the major difference in the efficiency of uptake, retention, and metabolism comes between trichlorobiphenyls and tetrachlorobiphenyls, and that fish do indeed retain tetrachlorobiphenyls fairly efficiently. That was supported by data from the National Fish Monitoring Program, which suggested that a substantial fraction of the PCB's in the fish look like Aroclor 1242 and 1248; that means that they include substantial quantities of tetrachlorobiphenyls. This in turn implies that humans are exposed to tetrachlorobiphenyls. Although the tetrachlorobiphenyls appear to be rare in human tissue, what that tells us is that humans do not retain tetrachlorobiphenyls. It does not tell us that they are not exposed to them.

This has some important implications from the regulatory point of view. We may have to consider, for example, whether Aroclor 1016 is environmentally "safe," in the sense that modest releases can be regarded as acceptable. These data indicate that releases of Aroclor 1016 into water will lead to human exposure, at least to tetrachlorobiphenyls.

5. What is the extent of human exposure? The data derive from two sides, monitoring of human tissue and monitoring of human food. Human tissue monitoring tells us that human exposure is very widespread. Human food monitoring tells us that most PCB's in human food are in fish.

Unfortunately, that makes it very difficult to estimate human exposure quantitatively, because we know from the fish monitoring program that the levels of PCB's in fish are extraordinarily variable in space. Despite the large number of samples that have been taken by the Canadian program and by the FDA, it is very difficult to define an average exposure. I would go so far as to say that an "average" exposure is a meaningless concept, because some individuals who live in areas where fish residues are high will get exposures 100 times greater than the average, whereas those persons who live in areas where there is little contamination, or who do not like fish, will get very little.

Nevertheless, we do have some numbers for human dietary exposure. The Total Diet Program in the United States gave a figure of the order of 9 micrograms per day for the intake of the average adult. I also did some calculations from Mr. Graham's figures on the Canadian commercial fish to see how many kilograms of PCB's were brought in in Canadian commercial fish and what fraction was eaten. That led me to a figure around 5 micrograms per day for the average intake of the average person in the Canadian population. We have to remember that the average adult does not eat much fish.

Unfortunately, these figures are quite misleading because it is very easy for an individual who is a sports fisherman and who catches salmon, or trout, or chub to take in very much more than that. One calculation in our 1972 paper indicated that it would be very easy for a fisherman or a member of his family to average 300 micrograms per day: this would represent about 4 micrograms per kilogram per day for an adult.

One important point is that exposure of breast-fed infants is likely to be very much greater than that of any adult, even an individual who likes fish. Although Dr. Kutz did not give numerical estimates of PCB levels in human milk in this session, earlier data suggest that a typical level would be around 30 parts per billion.* This leads to an estimate of 4–5 micrograms per kilogram per day intake for the average breast-fed infant. There would

*PCB levels reported in human milk have been in the range 10–100 ppb: Risebrough, R. W., and V. Brodine, *Environment* 12:16-27 (1969); Westöö, G., Norén, K., and M. Andersson, *Vår Föda*, 22:10-31 (1970); Acker, L., and E. Schulte, *Naturwissenschaften*, 57:497 (1970); Savage, E. P., Tessari, J. D., Malberg, J. W., Wheeler, H. W., and J. R. Bagby, *Pesticides Monitoring Journal*, 7:1-5 (1973). A concentration of about 30 ppb would correspond to the median level of about 1 ppm reported in human fat.

774456

GENP 005807

be many above the average and many below.

Accordingly, when considering averages, we should remember that certain individuals are going to get 10 to 100 times the exposure of the average person, as calculated from an average diet.

6. The most complicated question posed in 1972: what would be the effect of Monsanto's curtailment of dispersive uses? A number of speakers yesterday and today have talked about decreases of PCB levels in certain areas or compartments of the environment. For example, there have been decreases in the total dietary intake estimated from the FDA Total Diet Program, in the frequency of findings of PCB's in milk and fish in the FDA's surveillance samples, and in runoff into the Southern California coastal waters. On the other hand, we have also heard about some levels that have not changed, particularly levels in fish in Lake Michigan.

There are three reasons why the curtailment of sales by Monsanto in 1971 should not have been expected to lead to an immediate reduction in environmental levels. One is that not all the closed system uses are actually closed. There are some losses that we heard about today, even from transformer and capacitor uses, which are systems as closed as we are likely to get. Secondly, and more important, there is still a large backlog of products containing PCB's, that were in service prior to 1971, which are still in service and are still being discarded and still leaching. Some of the users of hydraulic fluids, heat transfer fluids, compressors, and so on, are probably still using PCB's that they had several years ago. Certainly the scrapping of capacitors and any losses that may result from disposal of transformers are going to lead to releases for years into the future.

Finally, there is an environmental inertia: it takes a long time after the input into the environment is cut off for the levels in fish, for example, to go down. The time lags will depend on the part of the system under consideration; it is evidently quite short for mussels in Southern California, but is longer for the fish in the same area. Time lags have been quite short for the starlings, which reflect terrestrial uses, and for soil residues. The time lag is likely to be long for somewhere like Lake Michigan, which is a closed system, with a large reservoir of PCB's in the sediment. So I think we should not have hoped for a very rapid decline in PCB's since 1971.

On the other hand, it has been somewhat disappointing that it has been so difficult to find any change in the first 3 or 4 years.

One of the longest time lags of all is likely to be in human tissue, because there is evidence that PCB's are retained for an extremely long time in human tissue. We will probably have to wait for some considerable time after PCB levels have declined in fish before we see a significant decline in human tissue residues.

GENP 005808

774457

GENERAL DISCUSSION OF SESSION III

DR. JOSEPH HIGHLAND (Environmental Defense Fund, Washington, D.C.): I want to ask Dr. Jelinek about the survey for fresh fish. Were there many differences in the last several years in the program which might lead to differences in the levels of the species. I was wondering if you could tell us a little bit more about that. I am not very clear on what differences you are talking about.

DR. CHARLES JELINEK (Food and Drug Administration, Washington, D.C.): First of all, one of the big differences is in the fact that all of our activities included compliance followups when we found any species or areas that had high levels. And we are going to dig in on that to find out just how much of a problem it is.

Obviously, from a statistical standpoint, that would throw things way out of whack. You are not getting representative sampling. That is one big difference, in the years where you have a higher proportion of that, you are apt to have a higher proportion of violative samples.

In our comprehensive fish survey program, which we carried out in 1973 and half of 1974, we included saltwater and freshwater fish. So again, you are probably going to have pretty low frequency of high findings, because we did pick up a lot of saltwater fish there. In our regular pesticide surveillance program, that is carried out more within the confines of the United States, although there are some coastal water fish that might be picked up, so that would sort of be in between these two activities. Where you try to combine all these together, it is just impossible to decide, at least with the data that we have, whether there have any changes.

DR. JAMES R. SANBORN (Illinois Natural History Survey, Urbana, Illinois): Our national monitoring program does look at three types of fishes, the predator, and one intervening. Locating the fish in each sampling does create a problem. So we get a cross section of the fish's species. We do notice that many species have a much higher fat content than others. And even if there is a variation within those species as to their body conditions, you would find a correct relationship in the amount of fat and the age of the fish. Consequently, when we look at those fish—lake trout can exist in those environments within a period of time and gather a rather substantial amount of adipose tissue. The goldfish, for example, is a very fat fish. You will find it loaded with PCB's and pesticides.

MR. DONALD TESLACK (EPA): I'd like to find out if there is any data—how does 99 percent average?

DR. JELINEK: I don't believe I have that figure here, and I would hate to speak from memory, sir. If you want to, you know, you can leave me your name and I can see—

DR. IAN C. NISBET (Massachusetts Audubon Society, Lincoln, Massachusetts): Speaking from memory, I believe it would be 95 percent.

DR. ROBERT GOLDEN (Environmental Protection Agency, Washington, D.C.): I understand that fishmeal is used to feed poultry extensively. Is there any information available possibly on secondary exposure to humans?

DR. JELINEK: Well, these levels that we are finding now in poultry, or rather USDA is the one who monitors poultry, are exceedingly low. In the one slide there, the 1 percent of poultry that the findings were on were down around 1 ppm or something like that.

Also, I would say this; our tolerance for PCB's in finished animal feed is two-tenths of a ppm, which is just above the limits of our analytical methods for accurate reproducible quantitative results of animal feed. So we set the tolerance there at almost what you would call the analytical nondetectable method for enforcement purposes.

GENP 005809

774458

20 November 1975

Session IV:

ECOLOGICAL EFFECTS AND EXPOSURE

Donald I. Mount, Ph.D.*
Session Chairman

GENP 005810

*Director, Environmental Research Laboratory, Environmental Protection Agency, Duluth, Minnesota.

Preceding page blank

774459

INTRODUCTORY REMARKS

Donald I. Mount, Ph.D.

Not being a back-of-the envelope modeler like Dr. Nisbet, I am not going to try to play the role that he did. But I do think there are two or three very quick comments that might help in moving into our discussion.

First of all, it is worth pointing out that there are three primary reasons to be concerned about the impact of pollutants on aquatic organisms. First and most obvious are the effects of pollutants on the organisms themselves. Perhaps less obvious is the warning that when residues accumulate in aquatic organisms, potential hazards to human health may exist.

We have heard about the impact of residues in human food on humans. I think it is worth emphasizing that essentially 100 percent of the organism's diet has residues unlike those in humans. Therefore, the significance of a given concentration of PCB's in the food of an animal such as the mink may be quite different than it is to a human.

I had talked with Dr. Nisbet before the conference and we agreed in the upcoming session to discuss residues only where they relate to effects on the organisms carrying them.

I have noted as I have sat in the audience that it has been very difficult to tell whether the speaker is saying parts per billion or parts per million. So I have asked our speakers if they can refer to micrograms per liter and milligrams per liter. For those who cannot make the conversion, that is parts per billion and parts per million, respectively. So, if a speaker says milligrams per liter, that is parts per million.

I would like now to start with our papers and we would like to reverse the position of the first two papers, because the first one is to deal with the information that was available up to 1972 regarding the effects of PCB's in nonhuman organisms. We are referring, of course, to those organisms in the environment more so than domestic animals. If you wonder why 1972 was picked, it correlates roughly with the report of the PCB task force.

Preceding page blank

GENP 005811

774460

SUMMARY OF RECENT INFORMATION REGARDING EFFECTS OF PCB's ON BIRDS AND MAMMALS

Rey C. Stendell*

Abstract

The significance of PCB's to wild animals depends both upon their lethal toxicity and their sublethal physiological effects. The lethal dietary toxicities of most Aroclors to experimental birds generally are less than those of DDE, DDT, or dieldrin. Effects of PCB's on reproduction are apt to have the most serious impact on populations. These effects are difficult to evaluate. The chief reproductive effects in chickens are reduced egg production and hatchability. Deformities in chicks are common, and growth rates of young sometimes are depressed. Administration of low dietary levels of PCB's to chickens, bobwhite quail, ringdoves, and mallards have not resulted in thinning of eggshells. No tests of shell thinning have been made with birds of prey or other critical species. Residues of PCB's in wild birds often are at levels known to have caused reproductive impairment in chickens. Species differences must be considered, however, and the significance of these levels to wild birds is very uncertain.

PCB's have been implicated in the reproductive failure and mortality of mink from the Great Lakes region. High levels of PCB's and organochlorine pesticides have been found in marine mammals and have been linked with premature births in some species. Recent studies have shown that some species of bats may be sensitive to a low level of PCB contamination.

INTRODUCTION

The widespread distribution of PCB's in the environment and their effects upon populations of wild birds and mammals are matters of growing concern. Their presence has stimulated research to evaluate their role in the biosphere. This paper reviews recent literature (1972-1975) on the effects of PCB's upon birds and mammals.

EFFECTS ON BIRDS

Lethal Toxicity

Outright mortality can affect populations. Measurement of direct toxicity is an important first step in the evaluation of a chemical. Toxicities of different PCB's to young pheasants (*Phasianus colchicus*), mallards (*Anas platyrhynchos*), bobwhite quail (*Colinus virginianus*), and coturnix quail (*Coturnix coturnix*) have been compared with the toxicities of DDT, dieldrin, and other insecticides (ref. 1). LC_{50}'s for the PCB's were high. Tests of six PCB mixtures, containing 32 to 62 percent chlorine, showed that the toxicity increased with the percentage of chlorine. The dietary toxicities of the Aroclors were, with few exceptions, less than those of the four organochlorine pesticides used for comparison. Special tests with coturnix quail showed that the toxic effects of DDE and Aroclor 1254 were additive but not synergistic. In other studies, Aroclor 1254 was approximately as toxic as DDE to four species of blackbirds (ref. 2). Redwinged blackbirds (*Agelaius phoeniceus*) were somewhat more susceptible to DDE than to PCB's.

Regular oral doses from 10 to 210 mg Aroclor 1254 produced some mortality among subadult pheasants (ref. 3). The amount and timing of the mortality were related to the dose. Heavier birds lived longer and lost the greatest percentage of their body weight before death.

Residues of PCB's in brains of blackbirds given heavy doses of Aroclor 1254 were diagnostic of death (ref. 4); residues in brains of birds that died varied from 349 to 763 ppm (wet weight) and were not above 301 ppm in survivors. In studies with pheasants given daily doses of 210 mg of Aroclor 1254, a brain residue level of 300 to 400 ppm generally indicated death due to PCB toxicosis (ref. 3). Residues of PCB's in livers and other tissues were more variable and of lesser value for diagnosing death.

PCB residues in brains of bald eagles (*Haliaeetus leucocephalus*) found dead from various causes in the United States between 1969 and 1972 varied from 0.10 to 230 ppm (refs. 5,6). Even the highest levels in the eagle brains were below the lethal range determined with captive blackbirds. However, there may be at least two distinct modes of death from PCB's (ref. 7). A sudden heavy intake may cause death from neurotoxicity, with brain residues high and diagnostic of death. Long, low intake, which may occur in the field, may kill by causing edema and related phenomena; signs vary between individuals and between species. Under these circumstances, mortality resulting from PCB's would not necessarily be accompanied by high residues of PCB's in brains, and for these birds no good diagnostic technique is available, for the signs are nonspecific and the residue levels vary greatly.

*Patuxent Wildlife Research Center, U.S. Fish and Wildlife Service, Laurel, Maryland.

GENP 005812

774461

PCB's were implicated in a dieoff of guilemots (*Uria aalge*) which occurred in the Irish Sea region in 1969 (ref. 8). The body load of PCB's in birds that died was about twice that in healthy birds collected in the same general region. Moreover, livers of shot birds contained only 0.9 percent of the total body burden compared to 22.5 percent for birds found dead. PCB residues in brains were not determined.

Uptake and Loss Rates

PCB's are readily taken up by animal tissues, and loss rates are reasonably slow. Like DDT and other lipid-soluble pesticides, PCB's accumulate in adipose tissue and have been shown to move out of adipose tissue during lipid mobilization. In experimentally dosed birds, highest PCB levels accumulated in adipose tissue, followed by kidney, liver, brain, muscle, and blood (refs. 3,9).

In experimentally dosed grackles (*Quiscalus quiscula*), half of the PCB's were gone from the tissues in about 1 month, compared to an estimated 6 months for DDE (ref. 4). Continued loss of PCB's after the first month, however, was exceedingly slow and there was no significant further loss occurring during the next 12 weeks. After 32 weeks, about 15 percent of the original burden of PCB's remained in the body.

PCB's are readily excreted in the egg. PCB levels in the eggs of double-crested cormorants (*Phalacrocorax auritus*) reflected carcass levels, but this relationship did not hold for white pelicans (*Pelacanus erythrorhynchos*) (ref. 10). In ringdoves (*Streptopelia risoria*), Aroclor 1254 fed at 10 ppm reached an equilibrium level of 17 ppm wet weight in the eggs; this was about 2 percent of the level found in the fat of the adult birds (ref. 9).

PCB's stored in the adipose tissue are readily mobilized during periods of stress that cause loss of body weight. Alternate starving and feeding of pheasants dosed with PCB's increased the toxicity of the PCB's (ref. 11). Birds that died from starvation had mobilized their fat reserves and had considerably higher PCB's in the brain and other tissues than did PCB-treated birds that were not starved. Similarly, increased levels of PCB in muscle, brain, and liver of PCB-treated ringdoves followed depletion of fat reserves by starvation. At death, PCB concentration in the brains of starved birds had increased 56-fold (ref. 9).

Reproductive Effects

Effects of PCB's on reproduction are difficult to evaluate but are apt to have the most serious impact on populations. Few data are available for wild species, so work done with chickens must be relied upon. Numerous good studies have shown that chickens are sensitive to PCB's. The chief reproductive effects in chickens are lowered egg production and reduced hatchability. Deformities in chicks are common, and growth of young may be depressed. Survival of young sometimes is affected. Feed consumption, adult survival and body weight, eggshell characteristics, and gametogenesis usually are not affected. Most embryo mortality occurs during the latter stages of incubation, although this may depend upon the PCB residue in the egg. Many chicks may die after pipping. The most severe effects are produced by Aroclors in the middle of the range—from 1232 through 1254.

Chickens fed 2 ppm of several Aroclors in the diet for 9 weeks were not adversely affected (ref. 12). Others fed 20 ppm were affected differently by the different types of Aroclors. Aroclors 1221 and 1268 did not affect egg production or hatchability. Aroclor 1248 produced the most severe effects, causing some mortality of adults and nearly eliminating hatching of eggs. Aroclor 1242 produced effects that were very nearly as severe. Aroclor 1232 produced less effect.

The lack of effects of 2 ppm of dietary PCB on chicken reproduction was supported by a 39-week feeding test with Aroclor 1254 (ref. 13). Five ppm of 1254 reduced egg production erratically over the 39-week period. With 50 ppm, however, mortality began, and dosage was stopped after 14 weeks. Egg production fell sharply. Hatchability dropped nearly to zero; residues in eggs were then about 25 to 50 ppm. As residues in eggs dropped after 6 weeks of clean food, hatchability rose. Residues over 10 to 15 ppm in eggs were accompanied by heavy embryotoxicity, but those below 5 ppm showed no effect. At the start of the 50-ppm dosage, deaths of embryos came late in development, but as residues built up deaths came progressively earlier.

The effects on reproduction were further investigated in another study in which chickens were given 50 ppm Aroclor 1254 in water for 6 weeks, and then were given untreated water for 20 weeks (ref. 14). Hatchability dropped to zero within 3 weeks after dosage began and stayed nearly at zero through 8 weeks of clean water, then rose to approximately normal levels after 16 weeks of untreated water. The amount of embryonic mortality associated with a given amount of PCB residue in the egg became higher as the study progressed. Thus, 50 percent mortality of embryos was correlated with 50 ppm of PCB in the yolk after 1.6 weeks of dosage, but with 10 ppm after 18.7 weeks, a fivefold difference. The

774462

GENP 005813

greatest toxicity per unit of PCB came after 11 weeks of untreated water. Late in the study, 6 to 8 ppm of PCB in yolks was correlated with 14 to 36 percent mortality of embryos. This would represent about 3.6 ppm in the whole egg. The authors concluded that the increase of toxicity with time was caused by the accumulation of some persistent isomer or homolog of 1254 or by a metabolite.

In another study with chickens, egg production was reduced by 10 percent and hatchability by 44 percent when eggs from hens dosed with Aroclor 1248 contained only 3 ppm (ref. 15). When levels in the eggs reached 4.5 ppm, production was further reduced and hatchability was almost completely eliminated.

PCB residues in eggs of wild birds have often equalled or exceeded the levels known to have caused reproductive problems in chickens. For a few examples, 11 eggs of bald eagles from the United States contained from 2.2 to 27.7 ppm of PCB's with a median of 9.7 ppm (ref. 16). PCB residues in osprey (*Pandion haliaetus*) eggs collected in Connecticut in 1968 and 1969 varied from 3.6 to 51 ppm (ref. 17) and brown pelican (*Pelecanus occidentalis*) eggs from the Eastern United States contained from 1.9 to 36.5 ppm PCB's, with many readings over 5 ppm (ref. 18). Species differences in response must be considered in the interpretation of the effects of these levels upon reproduction of wild birds. The number of species that may respond like chickens is not known.

PCB's caused deformities in chicks from hens dosed with 50 ppm Aroclor 1254 (ref. 19). Many deformities appeared when residues in yolks were 10 ppm or more. In another study in which hens were dosed with 20 ppm of Aroclors 1232, 1242, 1248, or 1254, 34 percent of 843 embryos that died during incubation showed signs of abnormal development (ref. 20). PCB's or related chemicals were suspected of causing deformities in a small number of young in a tern colony in which PCB residues were high (ref. 21).

Other species of birds may be less sensitive to PCB's than chickens. Mallards showed no decline in reproductive success during 2 years of dosage with 25 ppm of Aroclor 1254 (ref. 1). Similar results have been reported for coturnix quail (refs. 15,22) and bobwhite quail (ref. 1). Pheasants given oral doses of Aroclor 1254 showed depressed egg production and hatchability, suggesting a response similar to that of chickens (ref. 23).

Decreases in eggshell thickness and associated declines in populations of certain species of wild birds have been linked with elevated levels of DDE in their eggs (for review see ref. 24). The effect of DDE upon eggshell thickness has been demonstrated experimentally with several species (ref. 24). Recent experimental studies with PCB's, however, have failed to demonstrate that low dietary dosages cause significant eggshell thinning in mallards (ref. 1), bobwhite quail (ref. 1), pheasants (ref. 23), ringdoves (ref. 25), or chickens (refs. 12,15,26,27). In earlier tests, chickens fed Aroclor 1242 at 10 ppm or 100 ppm and Aroclor 1254 at 100 ppm laid eggs with thinner shells than did controls (ref. 28). Coturnix quail hens given 10 ppm Aroclor 1242 in the feed for 40 days produced eggs with shells 5 percent thinner than did hens given untreated feed (ref. 29). Similarly, 50 ppm of Aroclor 1254 in the diet produced a small decrease in shell thickness and an increase in the percentage of cracked eggs of coturnix quail (ref. 22). No tests of eggshell thinning have been made with birds of prey or other critical species.

Statistical evaluation of the role that different chemicals may play in thinning the eggshells of brown pelicans in the field has shown that DDE residues correlate much better with shell thinning than do residues of PCB's (ref. 18). Similar relationships have been shown for other species (ref. 30).

Effect on Chromosomes

Few cytogenetic studies have been conducted to determine effects of PCB's on chromosome structure. In one study, no chromosomal aberrations were detected in chicken embryos following injection of Aroclor 1242 into the egg to levels of 10 and 20 ppm (ref. 31). At these levels mortality of embryos was high. In another study, embryos from ringdoves treated with Aroclor 1254 at 10 ppm had a higher frequency of chromosome aberrations than did controls (ref. 32).

Chromosomal aberrations may contribute to the abnormalities of developing embryos observed in some studies, or perhaps to a decreased reproductive success during successive generations of exposure to PCB's. When ringdoves were exposed to 10 ppm Aroclor 1254 during two generations, the reproductive success of the first generation was normal, but the success of the second generation was greatly reduced (ref. 32).

Effects on Behavior

Alterations in behavior may bring about depressed survival and reproductive success of wild species. Experimental studies have shown that PCB's may alter behavior. Caged European robins (*Erithacus rubecula*) fed PCB's showed increased migratory activity compared with untreated controls (ref. 33). PCB's caused a similar tendency in redstarts (*Phoenicurus phoenicurus*) (ref.

GENP 005814

774463

34). Behavior, on a visual cliff, of pheasant chicks hatched from hens given 50 mg Aroclor 1254 weekly was significantly different from controls or those receiving 12.5 mg (ref. 23); more chicks from the 50-mg group jumped to the visually deep side or made no choice of sides than chicks from other groups. The avoidance response to a moving silhouette of coturnix quail chicks fed 200 ppm of Aroclor 1254 was greatly reduced (ref. 35); there was no significant recovery in response after the birds were again given clean feed, suggesting an effect upon the maturing central nervous system.

Embryonic mortality of ringdoves fed 10 ppm Aroclor 1254 was higher when the eggs were incubated by the parent birds than when they were incubated artificially (ref. 36). Egg temperatures suggested that the increased mortality was due to decreased parental attentiveness.

EFFECTS ON MAMMALS

Certain species of mammals appear to be especially sensitive to ingestion of low levels of PCB's. An extreme example was provided by the declining reproductive success and increasing mortality of mink that was observed by commercial mink ranchers in the Great Lakes region in the 1960's. The problems developed when mink ranchers began to use coho salmon from the Great Lakes in mink rations (ref. 37). Other fish from Lake Michigan had similar effects, but coho from the Pacific coast caused no trouble. Feeding trials were conducted with several contaminants that had been identified in the fish (ref. 38). Neither DDT nor dieldrin caused these effects in mink, even at levels far higher than those in the fish. In the first test, a mixture of PCB's at 30 ppm in the diet killed all the adult mink. With dietary dosages of 5 and 10 ppm of Aroclor 1254, no reproduction occurred. At 10 ppm, five of the six adults died. In further tests, 1 ppm of PCB in the diet reduced reproductive success. More drastic results were observed when the mink were fed meat from cows that had been dosed with Aroclor 1254 (ref. 39). When the concentration of PCB in the diet was 3.57 ppm, there was no reproduction and all breeders died. When the concentration was 0.64 ppm, some adults died and no surviving young were produced.

High levels of PCB's and organochlorine insecticides have been found in marine mammals and a link with premature births in some species has been suggested. Premature pups from California sea lions (*Zalophus californicus*) contained higher levels of these compounds in the blubber, liver, and brain than did full-term pups (ref. 40).

Recent studies have shown that certain species of bats are sensitive to PCB's. In big-brown bats (*Eptesicus fuscus*), PCB's crossed the placenta 2 to 3 times more readily than DDE (ref. 41). Concentrations of PCB's were significantly greater in litters that included dead young than in litters in which both young were born alive. In further studies, big-brown bats fed 250 ppm DDE in the diet gained weight and none died, but individuals fed only 10 ppm Aroclor 1254 gained weight more slowly and some died (ref. 42).

PCB's have been shown to be toxic to some nonhuman primates over a wide dose range. Adult rhesus monkeys developed signs of PCB intoxication within 1 to 2 months at doses as low as 2.5 and 5.0 ppm of Aroclor 1248 in the diet (ref. 43); these levels also caused a marked decline in reproductive success.

CONCLUSIONS

The effects of PCB's upon wild populations are difficult to evaluate and many important questions remain to be answered. Residues in wild species may be derived from different commercial mixtures that have undergone metabolic changes for varying time periods before reaching the target organism. Residues of PCB's in wild birds often are at levels known to have caused reproductive impairment in chickens. Nevertheless, species differences must be considered and it is not known how many species respond in the same manner as chickens. The great sensitivity of mink raises the question of how many other mammals may be equally sensitive to reproductive impairment or mortality.

REFERENCES

1. R. G. Heath, J. W. Spann, J. F. Kreitzer, and C. Vance, "Effects of Polychlorinated Biphenyls on Birds," *Proc. XVth Int. Ornith. Congr.*, 1972, pp. 475-485.
2. E. H. Dustman, L. F. Stickel, L. J. Blus, W. L. Reichel, and S. N. Wiemeyer, "The Occurrence and Significance of Polychlorinated Biphenyls in the Environment," *Trans. 36th N. Am. Wildl. Nat. Res. Conf.*, 1971, pp. 118-131.
3. R. B. Dahlgren, R. J. Bury, R. L. Linder, and R. F. Reidinger, Jr., "Residue Levels and Histopathology in Pheasants Given Polychlorinated Biphenyls," *J. Wildl. Manage.*, Vol. 36 (1972), pp. 524-533.
4. W. H. Stickel, unpublished report, Patuxent Wildlife Research Center.

GENP 005815

774464

5. A. A. Belisle, W. L. Reichel, L. N. Locke, T. G. Lamont, B. M. Mulhern, R. M. Prouty, R. B. DeWolf, and E. Cromartie, "Residues of Organochlorine Pesticides, Polychlorinated Biphenyls, and Mercury and Autopsy Data for Bald Eagles, 1969 and 1970," *Pestic. Monit. J.*, Vol. 6 (1972), pp. 133-138.
6. E. Cromartie, W. L. Reichel, L. N. Locke, A. A. Belisle, T. E. Kaiser, T. G. Lamont, B. M. Mulhern, R. N. Prouty, and D. M. Swineford, "Residues of Organochlorine Pesticides and Polychlorinated Biphenyls and Autopsy Data for Bald Eagles, 1971-72," *Pestic. Monit. J.*, Vol. 9 (1975), pp. 11-14.
7. W. H. Stickel, "Some Effects of Pollutants in Terrestrial Ecosystems," *Proc. NATO Conf. Pollution by Heavy Metals and Organohalogens*, in press.
8. J. L. F. Parslow and D. J. Jefferies, "Relationship Between Organochlorine Residues in Livers and Whole Bodies of Guillemots," *Environ. Pollut.*, Vol. 5 (1973), pp. 87-101.
9. J. L. Lincer and D. B. Peakall, "PCB Pharmacodynamics in the Ring Dove and Early Gas Chromatographic Peak Diminution," *Environ. Pollut.*, Vol. 4 (1973), pp. 59-68.
10. Y. A. Greichus, A. Greichus, and R. J. Emerick, "Insecticides, Polychlorinated Biphenyls and Mercury in Wild Cormorants, Pelicans, Their Eggs, Food and Environment," *Bull. Environ. Contam. Toxicol.*, Vol. 9 (1973), pp. 321-328.
11. R. B. Dahlgren, R. L. Linder, and W. L. Tucker, "Effects of Stress on Pheasants Previously Given Polychlorinated Biphenyls," *J. Wildl. Manage.*, Vol. 36 (1972), pp. 974-978.
12. R. J. Lillie, H. C. Cecil, J. Bitman, and G. F. Fries, "Differences in Response of Caged White Leghorn Layers to Various Polychlorinated Biphenyls (PCBs) in the Diet," *Poultry Sci.*, Vol. 53 (1974), pp. 726-732.
13. N. S. Platonow and B. S. Reinhart, "The Effects of Polychlorinated Biphenyls (Aroclor 1254) on Chicken Egg Production, Fertility, and Hatchability," *Can. J. Comp. Med.*, Vol. 37 (1973), pp. 341-346.
14. B. Bush, C. F. Tumasonis, and F. D. Baker, "Toxicity and Persistence of PCB Homologs and Isomers in the Avian System," *Arch. Environ. Contam. Toxicol.*, Vol. 2 (1974), pp. 195-212.
15. M. L. Scott, J. R. Zimmerman, S. Marinsky, P. A. Mullenhoff, G. L. Rumsey, and R. W. Rice, "Effects of PCBs, DDT, and Mercury Compounds Upon Egg Production, Hatchability and Shell Quality in Chickens and Japanese Quail," *Poultry Sci.*, Vol. 54 (1975), pp. 350-368.
16. S. N. Wiemeyer, B. M. Mulhern, F. J. Ligas, R. J. Hensel, J. E. Mathisen, F. C. Robards, and S. Postupalsky, "Residues of Organochlorine Pesticides, Polychlorinated Biphenyls, and Mercury in Bald Eagle Eggs and Changes in Shell Thickness — 1969 and 1970," *Pestic. Monit. J.*, Vol. 6 (1972), pp. 50-55.
17. S. N. Wiemeyer, P. R. Spitzer, W. C. Krantz, T. G. Lamont, and E. Cromartie, "Effects of Environmental Pollutants on Connecticut and Maryland Ospreys," *J. Wildl. Manage.*, Vol. 39 (1975), pp. 124-139.
18. L. J. Blus, B. S. Neely, Jr., A. A. Belisle, and R. M. Prouty, "Organochlorine Residues in Brown Pelican Eggs: Relation to Reproductive Success," *Environ. Pollut.*, Vol. 7 (1974), pp. 81-91.
19. C. F. Tumasonis, B. Bush, and F. D. Baker, "PCB Levels in Egg Yolks Associated with Embryonic Mortality and Deformity of Hatched Chicks," *Arch. Environ. Contam. Toxicol.*, Vol. 1 (1973), pp. 312-324.
20. H. C. Cecil, J. Bitman, R. J. Lillie, G. F. Fries, and J. Verrett, "Embryotoxic and Teratogenic Effects in Unhatched Fertile Eggs From Hens Fed Polychlorinated Biphenyls (PCBs)," *Bull. Environ. Contam. Toxicol.*, Vol. 11 (1974), pp. 489-495.
21. H. Hays and R. W. Risebrough, "Pollutant Concentrations in Abnormal Young Terns From Long Island Sound, *Auk*, Vol. 89 (1972), pp. 19-35.
22. E. S. Chang and E. L. R. Stokstad, "Effect of Chlorinated Hydrocarbons on Shell Gland Carbonic Anhydrase and Egg Shell Thickness in Japanese Quail," *Poultry Sci.*, Vol. 54 (1975), pp. 3-10.
23. R. B. Dahlgren and R. L. Linder, "Effects of Polychlorinated Biphenyls on Pheasant Reproduction, Behavior, and Survival," *J. Wildl. Manage.*, Vol. 35 (1971), pp. 315-319.
24. L. F. Stickel, "Pesticide Residues in Birds and Mammals," *Environmental Pollution by Pesticides*, C. A. Edwards, ed., Plenum Press, New York, 1973, pp. 254-312.
25. D. B. Peakall, "Effect of Polychlorinated Biphenyls (PCBs) on the Eggshells of Ring Doves," *Bull. Environ. Contam. Toxicol.*, Vol. 6 (1971), pp. 100-101.
26. W. M. Britton and T. M. Huston, "Influence of Polychlorinated Biphenyls in the Laying Hen," *Poultry Sci.*, Vol. 52 (1973), pp. 1620-1624.
27. R. H. Teske, B. H. Armbrecht, R. J. Condon, and H. J. Paulin, "Residues of Polychlorinated Biphenyls from Poultry Fed Aroclor 1254," *J. Agric. Food Chem.*, Vol. 22 (1974), pp. 900-904.

GENP 005816

774465

PRE-1972 KNOWLEDGE OF NONHUMAN EFFECTS OF POLYCHLORINATED BIPHENYLS

Charles R. Walker*

Abstract

Research conducted worldwide on the effects of PCB on aquatic organisms, birds, and mammals is herein summarized. The ecological effects of PCB are still not fully understood, nor is the long-term impact of PCB on animal populations. It is known that PCB are highly persistent contaminants that bioaccumulate in the food chain. They produce both chronic and acute effects on the growth, reproduction, and behavior of fish, birds, and mammals. Of these, freshwater fish accumulate PCB to the greatest extent. The birds and mammals that feed on freshwater fish in turn take in hazardous amounts of PCB residues and become subject to their serious toxicological effects.

INTRODUCTION

Polychlorinated biphenyls were under investigative development as early as 1881 (Schmidt and Schultz) and yet very little knowledge of their toxic effects was evident until they had gained wide use during the 1930's and pathological studies on laboratory animals were conducted (refs. 5,41). These polychlorinated biphenyls, napthlenes, terpenes, etc., were marketed under a variety of trade names—Aroclor, Chlorphen, Kanechlor, Phenochlor -and a series of numerical synonyms such as we have become familiar with in Aroclors—1221, 1232, 1242, 1248, 1254, 1260, 1268, etc. (refs. 8, 33, 51).

Almost 20 years lapsed until McLaughlin et al. reported that Aroclor 1242 was highly toxic and produced teratogenic effects in chick embryo at low dosage levels (ref. 44). Many studies were initiated at about this time, when analytical chemists monitoring environmental components observed a number of unidentified peaks in gas chromatographic analysis that were most frequently associated with aquatic species of birds and fishes (refs. 3, 19, 20, 21, 22, 24, 25, 26, 27, 32, 33, 34, 45, 46, 48, 53, 54, 55, 56, 58, 59, 61, 64, 66, 67, 68, 83, 84, 85, 86, 88, 93, 94). The annual research reports by the U.S. Fish and Wildlife Service since 1969 gave technical details in the developments of our work on the toxicity of PCB and chlorinated hydrocarbon pesticides, which coincided with monitoring investigations of persistent chemicals such as DDT (refs. 3, 12, 16, 17, 38, 39, 40, 47, 52, 57, 71, 77, 78, 79, 80, 81, 82, 89, 90, 91, 92). The development of the silicic acid method allowed for the separation of PCB from other pesticide components and permitted detailed investigation of these environmental contaminants (refs. 1,71).

The December 1971 conference on polychlorinated biphenyls sponsored by the National Institute of Environmental Sciences at the Quail Roost Conference in Rougemont, North Carolina, provided full array of the effect of PCB on experimental animals, fish, and wildlife. The Fish and Wildlife Service National Pesticide Monitoring Program discussed at this conference concentrations of PCB in fish samples (ref. 89). These residue levels were confirmed in the cross-check analysis by the Fish Pesticide Research Laboratory, which in turn has spurred more toxicological research into the significance of these residues (refs. 18, 40, 71, 74, 75, 76, 80).

EFFECTS ON AQUATIC ORGANISMS

Chronic and acute toxicity studies on aquatic organisms were conducted in which 96-hour LC_{50} values were determined for eight of the Aroclor series from 1221 through 1268 (refs. 40,71). The 96-hour LC values ranged from 1,170 to 50,000 mg/l for cutthroat trout (table 1) (refs. 40,71). In another test, the acute oral toxicities of Aroclors 1242, 1248, 1254, and 1260 were found to be greater than 1500 mg/kg in rainbow trout. Intermittent flow for Aroclors 1242, 1248, and 1254 indicated that these compounds were much more toxic at high temperatures and at longer exposure periods. Comparable results were obtained on channel catfish and rainbow trout (table 1) (refs. 40,71).

The effect of Aroclors on invertebrate forms gave an even wider distribution of effects (table 2) (refs. 40,69,71), with Aroclor 1248 being the most toxic to *Daphnia magna* and levels above 5 mg/l causing inhibition in reproduction (ref. 45). Similar results were obtained on *Gammarus pseudolimnaeus* (ref. 45). The 96-hour LC_{50} values for Aroclors 1248 and 1254 were 52 and 2400 mg/l respectively (ref. 40). Another species of scud (*Gammarus fasciatus*) was found to concentrate PCB by 27,000 times the exposure level compared to the *Daphnia*, which concentrated Aroclor 1254 by 48,000 times (figure 1) (ref. 40).

Both crayfish and the scud were found to be much more sensitive to Aroclor 1242, with the uptake being

*Senior Environmental Scientist, U.S. Fish and Wildlife Service, U.S. Department of Interior, Washington, D.C. 20240

NOTE: Scientific names for fish and wildlife listed in text are given at the end of the paper.

GENP 005818

28. *Monsanto Company*, unpublished report prepared by Industrial Biotest Laboratories, Inc., Northbrook, Illinois, 1970.
29. E. F. Hill, R. G. Heath, and J. D. Williams, "Effect of Dieldrin and Aroclor 1242 on Japanese Quail Eggshell Thickness," unpublished manuscript, Patuxent Wildlife Research Center.
30. R. A. Faber and J. J. Hickey, "Eggshell Thinning, Chlorinated Hydrocarbons, and Mercury in Inland Aquatic Bird Eggs, 1969 and 1970," *Pestic. Monit. J.*, Vol. 7 (1973), pp. 27-36.
31. W. F. Blazak and J. B. Marcum, "Attempts to Induce Chromosomal Breakage in Chicken Embryos with Aroclor 1242," *Poultry Sci.*, Vol. 54 (1975), pp. 310-312.
32. D. B. Peakall, J. L. Lincer, and S. E. Bloom, "Embryonic Mortality and Chromosomal Alterations Caused by Aroclor 1254 in Ring Doves," *Environ. Health Persp.*, Vol. I (1972), pp. 103-104.
33. S. Ulfstrand, A. Södergren, and J. Rabol, "Effect of PCB on Nocturnal Activity in Caged Robins, *Erithacus rubecula* L., *Nature*, Vol. 231 (1971), pp. 467-468.
34. B. Karlsson, B. Persson, A. Sodergren, and S. Ulfstrand, "Locomotory and Dehydrogenase Activities of Redstarts *Phoenicurus phoenicurus* L. (Aves) Given PCB and DDT," *Environ. Pollut.*, Vol. 7 (1974), pp. 53-63.
35. J. F. Kreitzer and G. H. Heinz, "The Effect of Sublethal Dosages of Five Pesticides and a Polychlorinated Biphenyl on the Avoidance Response of Coturnix Quail Chicks," *Environ. Pollut.*, Vol. 6 (1974), pp. 21-29.
36. D. B. Peakall and M. L. Peakall, " Effect of a Polychlorinated Biphenyl on the Reproduction of Artificially and Naturally Incubated Dove Eggs," *J. Appl. Ecol.*, Vol. 10 (1973), pp. 863-868.
37. R. J. Aulerich, R. K. Ringer, H. L. Seagran, and W. G. Youatt, "Effects of Feeding Coho Salmon and Other Great Lakes Fish on Mink Reproduction," *Can. J. Zool.*, Vol. 49 (1971), pp. 611-616.
38. R. J. Aulerich, R. K. Ringer, and S. Iwamoto, "Reproductive Failure and Mortality in Mink Fed on Great Lakes Fish," *J. Reprod. Fert. Suppl.*, Vol. 19 (1973), pp. 365-376.
39. N. S. Platonow and L. H. Karstad, "Dietary Effects of Polychlorinated Biphenyls on Mink," *Can. J. Comp. Med.*, Vol. 37 (1973), pp. 391-400.
40. R. L. DeLong, W. G. Gilmartin, and J. G. Simpson, "Premature Births in California Sea Lions: Association With High Organochlorine Pollutant Residue Levels," *Science*, Vol. 181 (1973), pp. 1168-1169.
41. D. R. Clark, Jr., and T. G. Lamont, " Organochlorine Residues and Reproduction in the Big-Brown Bat," *J. Wildl. Mange.*, in press.
42. D. R. Clark, Jr., unpublished data, Patuxent Wildlife Research Center.
43. J. R. Allen, "Response of the Nonhuman Primate to Polychlorinated Biphenyls Exposure," *Fed. Proc.*, Vol. 34 (1975), pp. 1675-1679.

GENP 005817

774466

Table 1. Toxicity of PCB to fish (refs. 40,71)

PCB	Invertebrate (species)	Bioassay method[1/]	Exposure time	LC_{50} (µg/g)
Aroclor 1242	Scud (Gammarus faciatus)	C	4	10.0
	Scud (Gammarus faciatus)	C	10	5.0
	Crayfish (Orconectes nais)	A	7	30.0
	Damselfly (Ischnura verticalis)	A	4	400.0
	Dragonfly (Macromia sp.)	A	7	800.0
Aroclor 1248	Scud (Gammarus faciatus)	A	4	52.0
Aroclor 1254	Scud (Gammarus faciatus)	A	4	2400.0
	Glass shrimp (Palaemonetes kadiakensis)	C	7	3.0
	Crayfish (Orconectes nais)	C	7	80.0
	Damselfly (Ischnura verticalis)	C	4	200.0
	Dragonfly (Macromia sp.)	A	7	100.0
2,4'-Dichloro-biphenyl	Scud (Gammarus pseudolimnaeus)	A	4	120.0
4,4'-Dichloro-biphenyl	Scud (Gammarus pseudolimnaeus)	A	4	100.0
2,3,4'-Trichloro-biphenyl	Scud (Gammarus pseudolimnaeus)	A	4	70.0
2,4,5,2',5'-Penta-chlorobiphenyl	Scud (Gammarus pseudolimnaeus)	A	4	210.0
2,4,6,2',4',6'-Hexa-chlorobiphenyl	Scud (Gammarus pseudolimnaeus)	A	4	150.0

1/ A = Acute toxicity by static test procedure
C = Chronic toxicity by flow-through procedure

GENP 005819

774467

Table 2. Toxicity of PCB to aquatic invertebrates (refs. 40,69,71)

PCB (Aroclor)	Fish	Temp (°C)	Bioassay method[1/]	LC_{50} value in µg/l at exposure time of						
				4d	5d	10d	15d	20d	25d	30d
1221	Cutthroat trout	8.9	A	1170	--	--	--	--	--	--
1232	Cutthroat trout	8.9	A	2500	--	--	--	--	--	--
1242	Cutthroat trout	8.9	A	4530	--	--	--	--	--	--
	Rainbow trout	17.0	C	--	67	48	18	10	12	--
	Bluegill	20.0	C	--	154	72	54	--	--	--
	Bluegill	17.0	C	--	--	--	164	125	120	84
	Channel catfish	20.0	C	--	--	174	107	--	--	--
	Channel catfish	17.0	C	--	--	--	219	150	132	87
1248	Cutthroat trout	8.9	A	5750	--	--	--	--	--	--
	Rainbow trout	17.0	C	--	54	38	16	6.4	3.4	--
	Bluegill	18.3	A	278	--	--	--	--	--	--
	Bluegill	20.0	C	--	307	160	76	10	--	--
	Bluegill	17	C	--	136	115	111	106	100	78
	Channel catfish	18.3	A	6000	--	--	--	--	--	--
	Channel catfish	27.0	C	--	--	94	57	--	--	--
	Channel catfish	20.0	C	--	--	225	127	--	--	--
	Channel catfish	17.0	C	--	--	121	121	115	104	75
1254	Cutthroat trout	8.9	A	42500	--	--	--	--	--	--
	Rainbow trout	20.0	C	--	156	8	--	--	--	--
	Rainbow trout	17.0	C	--	--	160	64	39	27	--
	Bluegill	18.3	A	2740	--	--	--	--	--	--
	Bluegill	20.0	C	--	--	443	204	135	54	--
	Bluegill	17.0	C	--	--	--	303	260	239	177
	Channel catfish	18.3	A	12000	--	--	--	--	--	--
	Channel catfish	20.0	C	--	--	--	741	300	113	--
	Channel catfish	17.0	C	--	--	303	286	293	181	139
1260	Cutthroat trout	8.9	A	60900	--	--	--	--	--	--
	Rainbow trout	20.0	C	--	156	5	--	--	--	--
	Rainbow trout	17.0	C	--	--	326	143	78	49	51
	Bluegill	20.0	C	--	--	--	--	245	212	151
	Bluegill	17.0	C	--	--	--	--	--	--	400
	Channel catfish	20.0	C	--	--	--	--	296	166	137
	Channel catfish	17.0	C	--	--	535	482	512	465	433
1262	Cutthroat trout	8.9	A	50000	--	--	--	--	--	--
1268	Cutthroat trout	8.9	A	50000	--	--	--	--	--	--

1/ A= Acute toxicity by static test procedure.
C= Chronic toxicity by flow-through procedure.

GENP 005820

774468

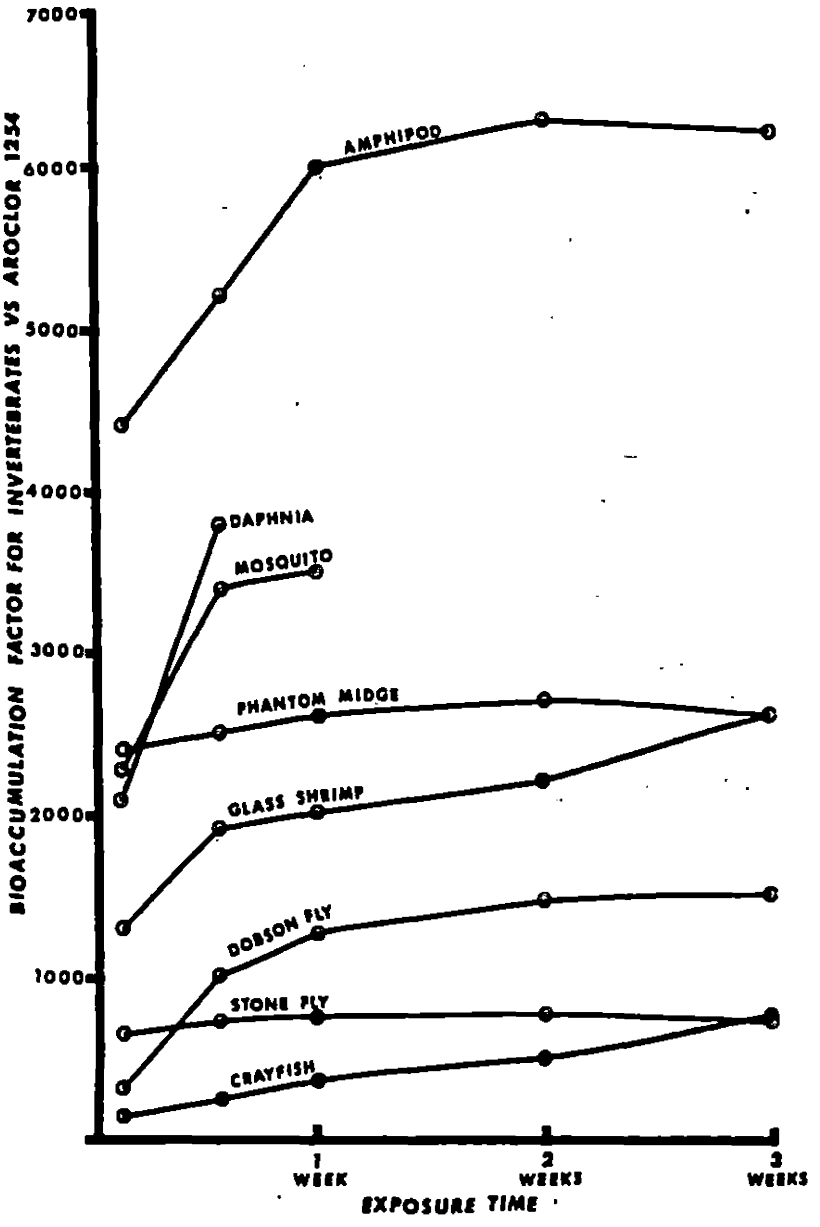

Figure 1. Bioaccumulation of Aroclor 1254 for various aquatic invertebrates exposed to water concentrations: 1.1 µg/l for *Daphnia magna*; 1.6 µg/l for *Gammarus pseudolimnaeus*; 1.2 µg/l for *Orconectes nais*; 1.3 µg/l for *Palaemontes kadiakensis*; 2.8 µg/l for *Pteronarcys dorsata*; 1.1 µg/l for *Corydalus cornutus*; 1.5 µg/l for *Culex tarsalis*; 1.3 µg/l for *Chaoborus punctipennis* (ref. 40).

GENP 005821

774469

somewhat enhanced with time. Glass shrimp *(Palaemonetes kadiakensis)* were also found to be quite sensitive to Aroclor 1254, with an LC_{50} value of 3 mg/l in a 7-day exposure. On the other hand, dragon fly (*Macromia* species) and damsel fly (*Ischnura verticalis*) were a great deal more resistant to Aroclors 1254 and 1242 (table 1 and figure 1).

Aroclor 1254 was found to be extremely toxic to immature pink shrimp, of which more than 50 percent died within 15 days of continuous exposure to 0.94 mg/l (ref. 47). A similar concentration factor was noted for Aroclor 1254 in two estuarine fish species (*Lagondon rhomboides* and *Leiostomus xanthurus*). While between 14 and 45 days of exposure to 5 mg/l did product some mortality, the 1 mg/l during the same exposure time resulted in no mortality, but concentration of residues did occur at rates similar to those for freshwater fish—10,000 to 50,000 times the environmental levels (refs. 12,16).

In studies conducted in Sweden on salmon eggs, PCB residues on a lipid basis ranging from 7.7 to 34 µg/g caused mortalities between 16 to 100 percent (ref. 26). The regression analysis gave a coefficient of correlation of 0.85, with a significance of P = .001. PCB residues in these Atlantic salmon eggs on a wet weight basis were from 0.4 to 1.9 µg/g. This indicates that the threshold for egg mortality was about 0.5 µg/g PCB. Such residues would be comparable to whole fish residues of 2.5 to 5.0 µg/g or very close to those values found in many fish sampled in our National Pesticide Monitoring Program and in Sweden (refs. 6,89).

The oral toxicities of Aroclors 1242, 1248, 1254, and 1260 were found to be in excess of 1500 µg/kg for adult rainbow trout (ref. 40). However, trout fry from eggs containing 2.7 µg/g of Aroclor 1242 along with a DDT residue of 0.09 µg/g caused a 75 percent cumulative mortality 30 days after hatching (ref. 18). In five other groups of less contaminated eggs, 10 to 28 percent mortality was noted 30 days after hatching. About 60 to 70 percent of the fry that survived were deformed and teratology was evident. Generally speaking, the more chlorinated PCB were not as acutely toxic as the less chlorinated ones. For example, in cutthroat trout, Aroclors 1221, 1232, 1242, 1248, 1254, and 1260 had LC_{50} values for 96-hour exposure of 1.2, 2.5, 5.4, 5.7, 42, and 61 mg/l respectively.

In tests with individual homologs, toxicity decreases as the percentage of chlorine increases in amphipods against 5 PCB formulations (ref. 40). The dichlorobiphenyls and trichlorobiphenyls dominate the Aroclor 1242, whereas the trichlorobiphenyls and tetrachlorobiphenyls dominate in Aroclor 1248 and the pentachlorobiphenyls and hexachlorobiphenyls dominate in the Aroclor 1254. The most toxic PCB formulations appear to be those that contain 4 to 5 chlorine atoms; these predominated in Aroclor 1248, which was found to be the most toxic of all of the Aroclors tested on fish. A noticable shift in residue components following exposure to Aroclor 1254 was observed in experiments conducted on amphipods (ref. 71). An apparent twofold increase in concentration of less chlorinated isomers and homologs occurred in the trichlorobiphenyls and tetrachlorobiphenyls. The higher chlorinated pentachlorobiphenyls and hexachlorobiphenyls were decreased by half in experiments conducted on fish (ref. 40). Tests showed that residue accumulation of PCB in invertebrates ranged from 160 to 6,300 times that in water. In channel catfish, after 77 days of exposure, the concentration of Aroclors 1248 and 1254 accumulated in channel catfish to 56,270 and 61,190 times, respectively, than in water (figure 1). The more chlorinated components accumulated more than the less chlorinated ones, and upon termination of the exposure, PCB elimination by fish was more rapid for the less chlorinated components (refs. 40,71). The researchers also found evidence that the actual uptake is less or the turnover rate is more rapid in the invertebrates. This is in agreement with observations by other investigators (refs. 48, 64, 65, 66, 67).

In other experiments conducted by our Fish Pesticide Research Laboratory, we found that inclusion of Aroclor 1254 in fish food at the rate of 0.448 µg/g resulted in a 52 percent increase in fish thyroid activity. In a high-treatment group that received 480 µg/g, thyroid stimulation was 119 percent over that of the control group (figure 2) (ref. 40). In these tests we found that the lowest detectable stimulation thyroid activity occurred in salmon dosed at 1/1,000th the dosage that would cause mortality. This test was further duplicated in channel catfish with comparable results, which suggests that the laboratory studies may be realistic indicators of the physiological effects of PCB on fish and the aquatic environment (figure 3) (refs. 40,71). The true effects of thyroid stimulation, however, on respiration, carbohydrate metabolism, oxygen consumption, ammonia metabolism, osmoregulation, growth, oxidative phosphorylation, central nervous system function, and behavior of fish are yet to be determined. Nevertheless, we can postulate that these must be important and interrelated factors in the physiological and biochemical function of fish and any alteration of this normal function could effect fishes' ability to adapt to stress or such changes in the environment as salinity and temperature. The effect of environmental stress on the health of fish is very well illustrated by Snieszko (figure 4) (ref. 70). Subtle effects

GENP 005822

774470

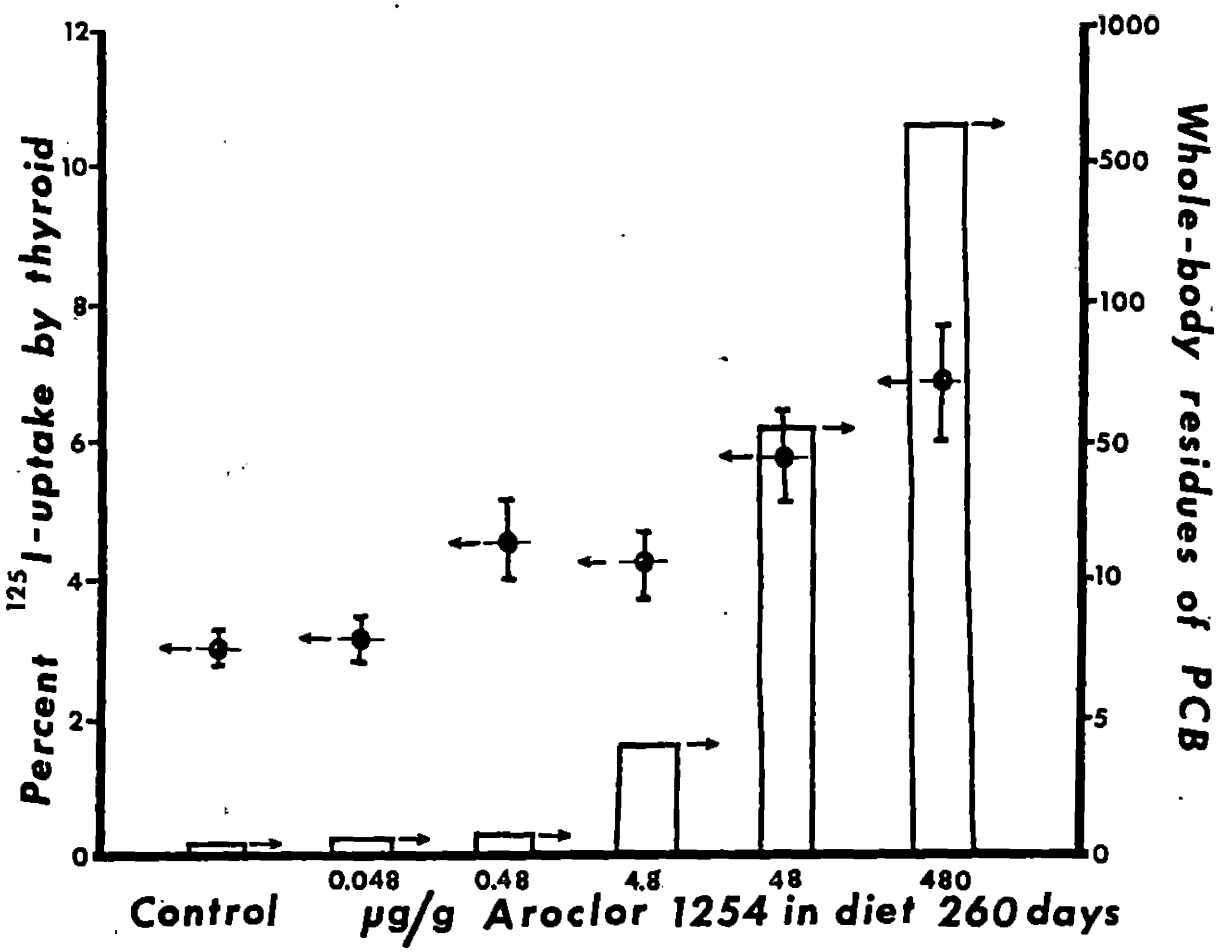

Figure 2. Whole-body residues and thyroidal uptake of ^{125}I in coho salmon fed diets containing Aroclor 1254 for 260 days (ref. 40).

on microflora, fauna, and plankton must also be investigated for potential impacts on trophic level ecology (refs. 29,30).

Enzymatic and compositional changes of the microsomes occur where possible lipids are concentrated in the membrane and manifestation of enzyme malfunction is suspect in the proximity of hydrophobic chlorinated aromatic hydrocarbons such as PCB, DDT, and other organochlorine pesticides that would accumulate (ref. 50). Meyer, Mehrle, and Sanders conducted experiments with incorporation of Aroclor 1248 into the diet of juvenile lake trout in concentrations of 0.2 to 6 mg/kg of food (ref. 40). These levels, comparable to those found in natural food, suppressed growth and serium cortisol levels, but stimulated thyroid activity during the first 160 days of the experiment (ref. 40). After 320 days, however, control and treated fish were similar.

Histopathological examination of fish exposed to Aroclor and chlordane showed a very high incidence of gill lesions after 6 months exposure; 6 percent of the PCB-treated fish were affected, compared to 15 percent after 9 months (refs. 76-78). Progressive and diffuse degeneration changes in liver were noted in 80 percent of the fish after 4 to 6 months exposure to the chlordane or PCB diet. A nonspecific degeneration of liver pyrenchema and cytoplastic vaculation of liver cells occurred in addition to pleomorphism. The severity of liver tissue degeneration throughout the 6- to 9-month exposure period exceeded the controls by at least threefold. After this, we noted that focal areas in liver degeneration decreased in size and by the following year no liver lesions could be observed in this lot of fish. This observation was complemented by the decrease in severity of gill lesions in PCB-treated fish. The gill lesions also improved after 9 to 12 months of exposure and no significant difference between treated and control fish could be detected the following year.

In parallel experiments, whole-body residues had

GENP 005823

774471

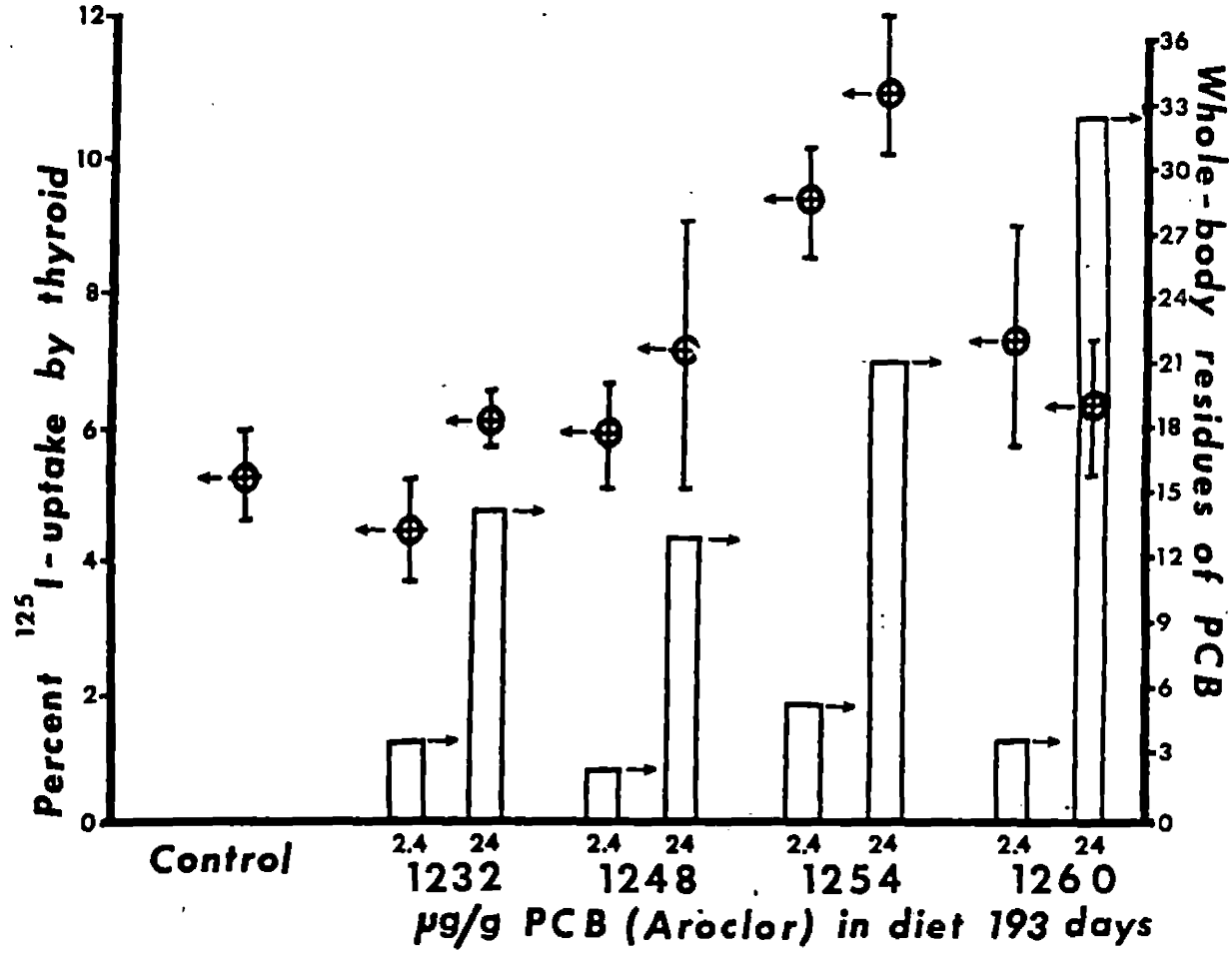

Figure 3. Whole-body residues and thyroidal uptake of ^{125} I in channel catfish fed diets containing Aroclors 1232, 1248, 1253, and 1260 for 193 days (ref. 40).

increased from 0.13 mg/kg at the lower dosage of 0.1 mg/kg in the food to a residue of 9.7 mg/kg at the higher food dosage 6 mg/kg after 320 days (ref. 40). After the trout were fed uncontaminated food for 60 days, the residues declined an average of 31 percent, 15 percent, and 12 percent in the 0.6-, 1.8-, and 6.0-mg/kg treatments respectively. Lake trout growth was retarded by the dietary intake of Aroclor 1248. These results suggest that although fish have a remarkable ability to recuperate and regenerate tissue, the extent and lethality of damage through intoxication by PCB are not clear. However, precise toxicological implication of Aroclors on the general well being and health of fish is certainly suspect (ref. 70).

EFFECTS ON BIRDS AND MAMMALS

Behavioral effects of organochlorine pesticides and PCB have been noted in the studies conducted on Japanese or coturnix quail fed sublethal concentrations and subjected to a simultaneous test for avoidance behavior by rapidly moving away from strange objects (refs. 79,82). This behavior appears in the very early stage of development of galinaceous chicks and is almost certainly essential to their survival in the wild. Seven-day-old coturnix chicks were given Aroclor 1254 in their diet for 8 days and in untreated food for 6 more days. Avoidance behavior was measured daily, and a group avoidance response was significantly suppressed by chlordane,

GENP 005824

774472

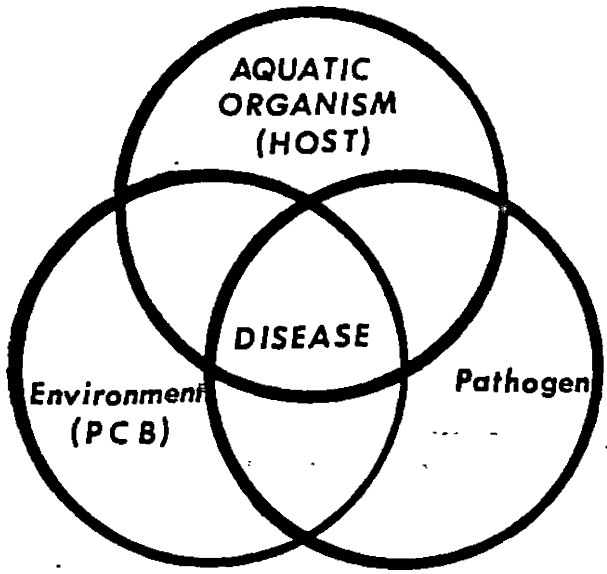

Figure 4. Relationship between environmental stress imposed by PCB and pesticides, susceptible host, and the disease organism as suggested by Sniezko (ref. 70).

dieldrin, and Aroclor 1254, although DDE had no apparent effect. Whereas the behavior of untreated birds returned to normal after 2 days on untreated feed, the response of chicks that were on dieldrin- and chlordane-treated feed improved somewhat during the 6 days of untreated food. However, the response of birds treated with Aroclor 1254 showed no improvement during the period.

Investigative monitoring for pesticide and PCB residues indicated that the highest residues occur in or near urban and industrialized areas. If these data are transferable to many other species of birds, we would expect to see the avoidance reaction suppressed, mortalities would increase from accidents, and predation would be maximized through the encroachment of man on the habitat of the species. The causes of mortality were subjected to autopsy study plus chemical analysis in studies conducted from 1969 through 1970 on 39 bald eagles found dead in various areas in the United States (refs. 42, 57, 79-82). The median residues of DDE in carcuses were 7 ppm in 1969 and 19 ppm in 1970, and mean residues of dieldrin were 0.4 ppm in 1969 and 0.7 ppm in 1970. Six of the eagles had dieldrin residues in the brain of 4.6 to 11 ppm, which is within the lethal range. One eagle contained 385 ppm of DDE and 235 ppm of PCB. In summary, environmental poisons were credited with 18 percent of the deaths, illegal shooting with 46 percent, accidents with 15 percent, natural disease with 8 percent, and miscellaneous and unknown causes with the remaining 13 percent.

In a survey to determine the degree of eggshell thinning and the extent of chemical contamination in aquatic birds in the Texas Coast area, eggs from 21 species were collected in 1971 (refs. 52, 78-80). Chemical analysis completed for 14 species showed that DDT in metabolites existed in all samples, whereas dieldrin residues were found in the Texas Rice Belt and the highest PCB residues were near urban and industrial areas again (ref. 79). The most noticably high PCB residues were found in some eggs of inland feeding species, including: double-crested cormorant (*Phalacrocorax auritus*), which contained 32 ppm; Caspian terns (*Hydroprogne caspia*), 16.5 ppm; and Foster terns (*Sterna forsteri*), 12.5 ppm (ref. 80). However, PCB were present in only 66 percent of the 158 eggs that were analyzed in another study conducted on ospreys (*Pandion haliaetus*) in the Gulf of California. During 1971, the residues of DDT were found to be generally low compared to those in osprey populations showing poor reproductive success in other parts of the range. PCB residues were detected in four of eight eggs and when present were higher than DDE residues; however, eggshell thinning was minor (averaging -3 percent), as expected from their low residues.

An experimental study on the absorption and metabolism of the PCB mixture Aroclor 1254 showed that all the components in the mixture were absorbed in essentially equal proportions from encapsulated dosages (ref. 81). The dietary dosage for quail of 300 ppm of Aroclor 1254 for 14 days followed by 14 or 42 days of untreated food showed that the various components of the Aroclor were excreted at greatly different rates. At the end of the 42 days of clean food, the PCB components changed entirely from the proportions of compounds that were originally fed to birds. Changes in patterns of gas chromatographic peaks that were detected militate against the dependable measurement of the quantities of PCB by gas chromatographic methods that can be related to the environmental or diet intake of the birds.

In another study, the combined effects of p,p'–DDE, and PCB were measured in mallard ducks. The ducks were fed diets containing 40 ppm of each chemical in the diet for 2 months prior to breeding and throughout the reproductive season (ref. 81). Average decreases in eggshell thickness were almost identical between the two compounds, with -17.5 percent for DDT only and -17.0 percent for DDE plus PCB in the diet (refs. 38, 79-80). No eggshell thinning occurred in birds fed PCB alone or in untreated diets except for a

GENP 005825

774473

slight decrease in shell thickness near the end of the egg laying period. However, the birds fed the DDE-plus-PCB diet layed fewer eggs and egg production dropped off significantly 8 weeks before that of birds that were receiving other treatments. Egg breakage and egg eating were also highest in the DDE-plus-PCB groups and the combination of the chemicals seemed to increase the amount of egg loss through some effect—possibly on behavior. Therefore, overall production problems were most severe when PCB were fed in addition to the DDE.

In the Upper Great Lake States, 9 of 13 species of fish-eating birds were investigated in 1969-1970, and were found to sustain statistically significant decreases in eggshell thickness since 1946 (ref. 82). Maximum changes in thickness index occurred in great blue herons (-25 percent), red breasted mergansers (-23 percent), common mergansers (-15 percent) and double-crested comorants (-15 percent). Great blue heron eggs taken from Louisiana generally displayed smaller changes since 1946 than herons in the Midwest. On a lipid basis, mean PCB and DDE residue levels exceeded 100 ppm in seven of these species in the Lake States and one of seven species in Louisiana. The average DDE:PCB ratios in the two regions were 1.25:1 and 3.9:1 respectively. These ratios contrast with some around 0.3:1 previously reported in oceanic birds in the Bay of Fundy and with ratios of roughly 5:1 and 10:1 that were reported by others on the Pacific Coast. The relationship between shell thinning and DDE content of eggs was apparent for most species, but for herons DDE was the only compound correlated (ref. 52).

Partial correlation carried out on a somewhat questionable family basis showed that PCB also correlated with shell thinning in mergansers, in a study of chlorobiphenyl poisoning with formation of myelin figures in both mouse and monkey liver (ref. 49). Mice were subjected to daily dosages of .001 ml for 12-26 weeks and cornification of smooth surface membranes of the cytoplasmic reticulum was observed (ref. 50). This was also accompanied by a displacement of rough surface membranes and endoplasmic proliferation and an increase in microbodies, lyosomes, and lipid content. Similar observations were made in the squirrel monkey from dosages of 320 mg given over 46 days. Liver enlargement was noted but the main cause of death was attributed to penumonia or diarrhea (ref. 49). A similar experiment was run on the cynomolgus monkey, which received 641 mg in 40 days to 348 mg in 239 days with very similar results (ref. 49). Sublethal effects of hepatic enzyme induction were correlated with the breakdown of estradiol and the increase in cytoplasmic RNA in kestrels fed 0.5 to 5.0 ppm of Aroclors 1254 or 1262 for 5 months (ref. 53).

The effects of polychlorinated biphenyls and organochlorine pesticides appear to be manifested in the alteration of enzyme and hormone biochemistry. In unpublished work by Street and his coworkers, Vos reported that in inductions of hepatic microsomal enzymes, the sleeping time of experimental animals was decreased after treatment with hexobarbitol. An enhancement of in vitro rates of aniline hydroxylation and para-nitroanisole demethylations occurred in direct proportion to an increase to chlorine content of different PCB isomers in Aroclors 1221 through 1268 (ref. 86). PCB preparation of Aroclor 1221 and Aroclor 1254 at 1 and 10 mg/kg for 28 days in pregnant rabbits resulted in liver enlargement with increased activity of drug metabolizing enzymes aniline hydroxylase and aminopyrine n-demethylase at the rate of 10 mg/kg of Aroclor 1254, while no effects could be measured at the other levels and with the other levels and with the other Aroclors (ref. 86).

Vos conducted an extensive review of toxicity of PCB for mammals and birds (ref. 86). He concluded that PCB's have several sublethal effects, such as microsomal enzyme induction, porphyrogenic action, estrogenic activity, and immunosuppression. Aroclor 1254 administered to rabbits during the first 28 days of gestation had embryo-toxic effects at levels of 12.5, 25, and 50 mg/kg of body weight, which demonstrates the direct effects on microsomal enzyme activity in pregnant rabbits (ref. 77). In previously cited work by McLaughlin (ref. 44), edema and beak deformities in chicken embryos have been described after yoke sac-injection of 10 and 25 mg of Aroclor 1242 resulted in a 95 and 100 percent embryonic mortality respectively. PCB have also been found to cause neural pathology in rats when administered at a rate of 0.3 to 0.5 ml/kg per day for 14 or 21 days. The pathology is characterized by impairment of motor function and decreased motor velocity with loss of large nerve fibers (ref. 76).

A high dose of Aroclor was required before liver necrosis developed in chickens (ref. 88). Moderate dosages in rabbits produce mottled liver with subacute yellow atrophy and fatty degeneration with marked necrosis at dosage rates of 0.3 and 0.6 g/day, but 0.9 g/day caused death before liver pathology developed (refs. 86,87). Miller (1944) observed 100 percent mortality between 17 and 98 days with similar skin applications of 34.5 mg during an 11-day period caused 100 percent mortality within 28 days while on treatment (ref. 41). Central atrophy of liver cells occurred, with perinuclear basophilic granulation and focal necrosis occurring in a few of the animals.

Nichizumi (1970) utilized light and electron microscopy to confirm the formation of so-called myelin figures in mouse liver associated with a minimum effec-

GENP 005826

774474

tive dose of 5 mg/kg of a 48% chlorine PCB (refs. 73,88). Japanese quail demonstrated porphyrogenic action when dosed with PCB for 7 days at dosage rates of 1 to 100 mg/kg of Aroclor 1260 (ref. 86). Nichizumi measured the formation of aminoevulinic acid by liver mitochondria; significant increases of greater than 10.5 to 120 m/moles ALA per gram of liver per hour were found. PCB concentrations in the liver ranged from 1.4 to 478 ppm between the 1 mg/kg and 100 mg/kg dosage rates. The most marked effect was noted at the 100 mg/kg dosage rate, in which microscopic tissue fluorescence was seen in three out of five cases and two out of five cases respectively.

Domestic chickens demonstrate an acute susceptibility to Aroclor intoxification; liver enlargement occurs at dosages ranging from 100-1,000 ppm of Aroclor 1242 and mortality occurs at rates above 200 ppm (ref. 88). However, Aroclor 1258 causes mortality at dosages above 100 ppm and partial mortalitites at dosages above 30 ppm when fed in a diet for 4 to 5 weeks. One hundred percent mortality occurs in chickens fed Aroclor 1254 above 250 ppm. Pathologically, clinical observations demonstrate that general edema occurs at all toxic dosages (refs. 7, 10, 35, 43, 55, 56). Internal haemorrhaging and tubular dilatation in kidneys are accompanied by enlargement of the kidneys, in addition to defeathering and dermatitis (refs. 86,88). Depression and secondary sexual characteristics occurred at levels as low as 30 ppm of Aroclor 1248 (ref. 7).

Sublethal effects caused by enzyme induction and increased steroid metabolism have been demonstrated in pigeons. American kestrels fed Aroclor 1254 and 1262 at levels of 0.5 and 5 ppm for 5 months affected hormone metabolism (refs. 53, 66, 67). In an interaction of polychlorinated biphenyls and duck hepatitis virus, 10-day-old ducklings fed Aroclor 1254 at levels of 25, 50 and 100 ppm had significantly higher mortality than those birds not exposed to PCB (ref. 13). Vos and Koeman (1970) found direct effects on the lymphoid system in chickens (ref. 88). Peakall and Lincer (1972) observed embryonic mortality and chromosomal aberrations in ring doves fed Aroclor 1254 at 10 ppm over two generations (ref. 54). They found that 13 of 17 PCB-treated embryos had aberration rates exceeding the mean control. Results thus indicate possible clastogenic (i.e., chromosome-breaking) action of PCB in dove embryos. Eggshell thinning was not observed in either the first or second generation. Dahlgren et al. observed that pheasant fertility and eggshell thickness were not affected by PCB exposure (ref. 10). The chief effects on reproduction occurred through PCB taken in by the hen but not by the cock. In laying pheasant hens, the major effects were observed in egg production, hatchability, and viability of the embryo. There also was a subtle effect on behavior, as the visual cliff and ability of offspring to avoid hand capture was adversely affected.

Among the most profound demonstrations of the adverse effects of PCB was the inhibition of mink reproduction that was caused by feeding them coho salmon containing PCB residues (refs. 2, 62, 63).

CONCLUSIONS

Polychlorinated biphenyls are highly persistent environmental contaminants that bioaccumulate in food chains and produce direct acute and chronic effects as well as subtle impact on the growth, reproduction, behavior, and health of fish, birds, and mammals. Freshwater fish are particularly susceptible to chronic effects since PCB residues concentrate at high levels that are known to elicit serious toxicological effects. Fish-eating birds and mammals are thus subject to hazardous levels of residues. However, the actual mode of action and ecological effects are poorly understood, as is the long-term impact of PCB on animal populations.

ACKNOWLEDGMENTS

The staff of the Fish-Pesticide Research Laboratory under the direction of Dr. Richard A. Schoettger contributed the major portion of the information on effects of PCB on aquatic organisms. The detailed *Quarterly and Annual Reports of the Research Divisions of the Bureau of Sport Fisheries and Wildlife* during 1969-1972 were especially helpful in addition to the publications and unpublished manuscripts from which the tables and figures were developed. The technical assistance of Drs. David L. Stalling, Paul M. Mehrle, Foster L. Mayer, and Mr. Jerry R. Longcore and Mrs. Laura Crane was particularly helpful.

SCIENTIFIC NAMES

Cutthroat trout (*Salmo clarki*); rainbow trout (*Salmo gairdneri*); *Atlantic salmon* (*Salmo salar*); coho salmon (*Oncorhynchus kisutch*); lake trout (*Salvelinus namaycush*); Japanese or coturnix quail (*Coturnix cotumin*); bald eagle (*Haliaeetus leucocephalus*); double-crested cormorant (*Phalacrocorax auritus*); caspian tern (*Hydroprogne caspia*); Fosters tern (*Sterna fosteri*); osprey (*Pandion haliaetus*); mallard duck (*Anus platyrhynchos*); great blue herons (*Ardeo herodias*); red breasted merganser (*Mergus serratus*); common merganser (*Mergus merganser*); American kestrel (*Falco sparverius*); ring dove (*Steptopelia risoria*); pigeon (*Columba livia*); pheasant (*Phasianus colchicus*); squirrel monkey (*Saimiri*

GENP 005827

774475

sciureus); cynomolgus monkey (*Macaca sp.*); mink (*Mustela vison*).

REFERENCES

1. J. A. Armour and J. A. Burke, "Method for Separating Polychlorinated Biphenyls From DDT and Its Analogs," *J. Assoc. Official Anal. Chem.*, Vol. 53, No. 4 (1970), pp. 761-768.
2. R. J. Aulerich, "Effects on Feeding Coho Salmon and Other Great Lakes Fish on Mink Reproduction," *Canadian Zool.*, Vol. 49 (1971), p. 611.
3. G. E. Bagley, W. I. Reichel, and E. Cromarie, "Identification of Polychlorinated Biphenyls in Two Bald Eagles by Combined Gas-Liquid Chromatography-Mass Spectrometry," *J. Assoc. Official Anal. Chem.*, Vol. 53 (1970), pp. 251-261.
4. S. Bailey and P. J. Bunyan, "Interpretation of Persistence and Effects of Polychlorinated Biphenyls in Birds," *Nature*, Vol. 236, No. 5340 (1972), pp. 34-36.
5. G. A. Bennett, C. K. Dinker, and M. F. Warren, "Morphological Changes in the Livers of Rats Resulting From Exposure to Certain Chlorinated Hydrocarbons," *J. Indust. Hyg. Toxicol.*, Vol. 20 (1938), p. 97.
6. Fredrick Berglund, "Levels of Polychlorinated Biphenyls in Foods in Sweden," *Environ. Health Perspectives*, No. 1, DHEW, Nat. Inst. Environ. Health Sci., (1972), pp. 67-72.
7. Joel Bitman, Helene C. Cecil, and S. J. Harris, "Biological Effects of Polychlorinated Biphenyls in Rats and Quail," *Environ. Health Perspectives*, No. 1, DHEW, Nat. Inst. Environ. Health Sci., (1972), pp. 145-149.
8. J. William Cook, "Some Chemical Aspects of Polychlorinated Biphenyls (PCB)," *Environ. Health Perspectives*, No. 1, DHEW, Nat. Inst. Environ. Health Sci., (1972), pp. 165-168.
9. L. K. Cutkomp, H. H. Yap, D. Desaiah, and R. B. Koch, "The Sensitivity of Fish ATPase to Polychlorinated Biphenyls," *Environ. Health Perspectives*, No. 1, DHEW, Nat. Inst. Environ. Health Sci., (1972), pp. 165-168.
10. Robert B. Dahlgren, Raymond L. Linder, and C. W. Carlson, "Polychlorinated Biphenyls: Their Effects on Penned Pheasants," *Environ. Health Perspectives*, No. 1, DHEW, Nat. Inst. Environ. Health Sci., (1972), pp. 89-101.
11. E. J. Duda, "The Use of Chlorinated Polyphenyls to Increase the Effective Insecticidal Life of Lindane," *J. Econ. Entomol.*, Vol. 50 (1957), pp. 218-219.
12. T. W. Duke, J. I. Lowe, and A. J. Wilson, Jr., "A Polychlorinated Biphenyl (Aroclor 1254®) in the Water, Sediment, and Biota of Escambia Bay, Florida," *Bull. Environ. Contam. Toxicol.*, Vol. 5, No. 2 (1970), pp. 171-180.
13. M. Friend, and D. O. Trainer, "Polychlorinated Phenyl: Interaction With Duck Hepatitis Virus," *Science*, Vol. 170 (1970), p. 1314.
14. G. F. Fries "Polychlorinated Biphenyl Residues in Milk of Environmentally and Experimentally Contaminated Cows," *Environ. Health Perspectives*, No. 1, DHEW, Nat. Inst. Environ. Health Sci., (1972), pp. 55-59.
15. D. L. Grant, W. E. J. Phillips, and D. C. Villeneuve, "Metabolism of a Polychlorinated Biphenyl (Aroclor 1254) Mixture in the Rat," *Bull. Environ. Contam. Toxicol.*, Vol. 6 (1971), p. 102.
16. D. J. Hansen, J. I. Lowe, A. J. Wilson, Jr., and P. D. Wilson, "Chronic Toxicity, Uptake, and Retention of Aroclor® 1254 in Two Estuarine Fishes," *Bull. Environ. Contam. Toxicol.*, Vol. 6, No. 2 (1971), pp. 113-119.
17. D. J. Hansen, P. R. Parrish, and J. Forester, "Aroclor® 1016: Toxicity to and Uptake by Estuarine Animals," *Environ. Res.*, Vol. 7, No. 3 (1974), pp. 363-373.
18. J. W. Hogan and J. L. Brauhn, "Abnormal Rainbow Trout Fry From Eggs Containing High Residues of a PCB (Aroclor 1242)," *Progessive Fish Culturist*, 1974 (in press).
19. A. V. Holden, "Ineternational Cooperative Study of Organochlorine Pesticide Residues in Terrestrial and Aquatic Wildlife, 1967/1968," *Pesticides Monitoring J.*, Vol. 4, No. 3 (1970), pp. 117-135.
20. A. V. Holden and K. Marsden, "Organochlorine Pesticides in Seals and Porpoises," *Nature*, Vol. 216, No. 5122 (1967), pp. 1274-1276.
21. A. V. Holden and G. Topping, "Occurrence of Specific Pollutants in Fish in the Forth and Tay Estuaries," *Proc. R.S.E.* (B), Vol. 71, No. 14 (1972), pp. 189-194.
22. D. C. Holmes, J. H. Simmon, and J. O. G. Tatton, "Chlorinated Hydrocarbons in British Wildlife," *Nature*, Vol. 216 (1967), pp. 227-229.
23. I. Hornstein and W. N. Sullivan, "The Role of Chlorinated Polyphenyls in Improving Lindane Residues," *J. Econ. Entomol.*, Vol. 46 (1953), pp. 937-940.
24. S. Jensen, "A New Chemical Hazard," *New Sci.*, Vol. 32 (1966), p. 612.
25. S. Jensen, "Chlorinated Hydrocarbons in Fauna and Flora," *Grundfoerbattring*, Vol. 23, Special-nummer 5 (1970), pp. 81-84.
26. S. Jensen, N. Johansson, and M. Olsson, "PCB-

GENP 005828

774476

Indications of Effects on Salmon," *Swedish Salmon Research Institute Report LFI MEDD*, July 19, 1970, p. 9.
27. S. Jensen, A. G. Johnels, M. Olsson, and G. Otterlind, "DDT and PCB in Marine Animals From Swedish Waters," *Nature*, Vol. 224 (1969), pp. 247-250.
28. S. Jensen and L. Renberg, "Contaminants in Pentachlorophenol: Chlorinated Dioxins and Predioxines (Chlorinated Hydroxy-Diphenylethers)," *Ambio.*, Vol. 1, No. 2 (1972), pp. 62-65.
29. Julian E. Keil, Charles D. Graber, Lamar E. Priester, and Samuel H. Sandiefer, "Polychlorinated Biphenyls (Aroclor 1242): Effects of Uptake on *E. coli* Growth," *Environ. Health Perspectives*, No. 1, DHEW, Nat. Inst. Environ. Health Sci., (1972), pp. 175-177.
30 J. E. Keil, L. E. Priester, and S. H. Sandifer, "Polychlorinated Biphenyl (Aroclor 1242): Effects of Uptake on Growth, Nucleic Acids, and Chlorophyll of a Marine Diatom," *Bull. Environmental Contam. Toxicol.*, Vol. 6 (1971), pp. 156-159.
31. W. B. Kinter, L. S. Merkens, Roth Janick, and A. M. Guarino, "Studies on the Mechanism of Toxicity of DDT and Polychlorinated Biphenyls (PCB's): Distruption of Osmoregulation in Marine Fish," *Environ. Health Perspectives*, No. 1, DHEW, Nat. Inst. Environ. Health Sci. (1972), pp. 169-173.
32. J. H. Koeman, A. A. G. Oskamp, J. Veen, E. Brouwer, J. Rooth, P. Zwart, E. V. D. Brock, and H. Van Genderen, "Insecticides as a Factor in the Mortality of the Sandwich Tern (*Sterna sandvicensis*)," preliminary communication *Meded. Rijksfac. Landbouwwetensch.*, Vol. 32 (1967), pp. 841-853.
33. J. H. Koeman, M. C. TenNoever de Brauw, and R. H. deVos, "Chlorinated Biphenyls in Fish, Mussels, and Birds From the River Rhine and the Netherlands Coastal Area," *Nature*, Vol. 221 (1969), pp. 1126-1128.
34. J. H. Koeman, J. A. J. Vink, and J. J. M. de Gocij, "Causes of Mortality in Birds of Prey and Owls in the Netherlands in the Winter of 1968-1969," *Ardea*, Vol. 57 (1969), pp. 67-76.
35. M. Kohanawa, "Poisoning Due to an Oily By-Product of Ricebran Similar to Chick Edema Disease. II. Tetrachlorodiphenyl as Toxic Substance," *Nat. Inst. Animal Health Quart.*, Vol. 9 (1969), p. 220.
36. Massanori Kuratsune and Yoshito Masuda, "Polychlorinated Biphenyls in Non-Carbon Copy Paper," *Environ. Health Perspective*, No. 1, DHEW, Nat. Inst. Environ. Health Sci., (1972), pp. 61-65.
37. Masanori Kuratsune, "An Abstract of Results of Laboratory Examinations of Patients With Yusho and of Animals Experiments," *Environ. Health Perspectives*, No. 1, DHEW, Nat. Inst. Environ. Health Sci., (1975), p. 129.
38. J. R. Longcore and B. M. Mulhern, "Organochlorine Pesticides and Polychlorinated Biphenyls in Black Duck Eggs From the United States and Canada—1971," *Pesticides Monitoring J.*, Vol. 7, No. 1 (1973), pp. 62-66.
39. J. I. Lowe, P. R. Parrish, J. M. Patrich, Jr., and J. Forester, "Effects of the Polychlorinated Biphenyl Aroclor® 1254 on the American Oyster *Crassostrea virginica*," *Mar. Biol.* (Berl.), Vol. 17, No. 3 (1972), pp. 209-214.
40. F. L. Meyer, P. M. Mehrle, and H. O. Sanders, "Residue Dynamics and Biological Effects of Polychlorinated Biphenyls in Aquatic Organisms," Proceedings of the 164th National Meeting of American Chemical Society, New York, N.Y., 1972.
41. J. W. Miller, "Pathologic Changes in Animals Exposed to a Commercial Chlorinated Diphenyl," *Public Health Rts.*, Vol. 54 (1944), p. 1085.
42. B. M. Mulhern, W. L. Reichel, L. N. Locke, T. G. Lamont, A. A. Belisle, E. Cromartie, G. E. Bagley, and R. M. Prouty, "Organochlorine Residues and Autopsy Data for Bald Eagles, 1969 and 1970," *Pesticides Monitoring J.*, Vol. 6, No. 3 (1970), pp. 133-138.
43. E. L. McCane, J. E. Savage, and B. L. O'Dell, "Hydropericardium and Ascites in Chicks Fed a Chlorinated Hydrocarbon," *Poultry Science*, Vol. 41 (1962), p. 295.
44. J. McLaughlin, Jr., G. P. Marliae, M. J. Verrett, M. K. Mutchler, and O. G. Fritzlaugh, "The Injection of Chemicals Into the Yolk Sac of Fertile Eggs Prior to Incubation as Toxicity Test," *Toxicol. Appl. Pharmacol.*, Vol. 5 (1963), pp. 760-771.
45. A. V. Nebeker and F. A. Puglisi, "Effect of Polychlorinated Biphenyls (PCB's) on Survival and Reproduction of *Daphnia, Gammarus,* and *Tanytarus*," *Trans. Amer. Fish. Soc.*, Vol. 103, No. 4 (1974), pp. 722-728.
46. A. V. Nebeker, F. A. Puglisi, and D. L. Defoe, "Effect of Polychlorinated Biphenyl Compounds on Survival and Reproduction of the Fathead Minnow and Flagfish," *Trans. Amer. Fish. Soc.*, Vol. 103, No. 3 (1974), pp. 567-568.
47. D. R. Nimmo, R. R. Blackman, A. J. Wislon, and J. Forester, "Toxicity and Distribution of Aroclor® 1254 in the Pink Shrimp, *Penaeus duorarum*," *Mar. Biol.* (Berl.), Vol. 11, No. 3 (1971), pp. 191-197.
48. Ian C. T. Nisbet and Adel F. Sarofim, "Rates and

774477

GENP 005829

Routes of Transport of PCB's in the Environment," *Environ. Health Perspectives*, No. 1, DHEW, Nat. Inst. Environ. Health Sci. (1972), pp. 21-38.

49. M. Nishizumi, "Light and Electron Microscope Study of Chlorobiphenyl Poisoning in Mouse and Monkey Liver," *Arch. Environ. Health*, Vol. 21 (1970), p. 620.
50. Norback and J. R. Allen, "Chlorinated Aromatic Hydrocarbon Induced Modifications of the Hepatic Endoplasmic Reticulum: Concentric Membrane Arrays," *Environ. Health Perspectives*, Experimental Issue No. 1, DHEW Pub. No. (NIH), DHEW, Nat. Inst. of Environ. Health Sci., Vols. 72-218 (1972), pp. 137-143.
51. M. Ogawa, "Electrophysiological and Histological Studies of Experimental Chlorobiphenyls Poisoning," *Fukuoka-Igaku-Zasshi (Acta Med.)*, Vol. 62 (1971), p. 74.
52. H. M. Ohlendorf, E. E. Klaas, and T. E. Kaiser, "Environmental Pollution in Relation to Estuarine Birds, *In* Survival in Toxic Environments," M. A. Q. Khan and J. P. Bederka, eds., Academic Press, New York, N.Y., (1974), pp. 53-81.
53. D. B. Peakall and J. L. Lincer, "Polychlorinated Biphenyls Another Long-Life Widespread Chemical in the Environment," *Bio. Science*, Vol. 20, No. 17 (1970), pp. 958-964.
54. David B. Peakall, Jeffery L. Lincer, and Stephen E. Bloom, "Embryonic Mortality and Chromosomal Alterations Caused by Aroclor 1254 in Ring Doves," *Environ. Health Perspectives*, No. 1, DHEW, Nat. Inst. Environ. Health Sci., (1972), pp. 103-104.
55. I. Prestt, "Organochlorine Pollution of Rivers and the Heron (*Ardea cinerea* L.)," IUCN Eleven Technical Meeting, Vol. I, pp. 95-102.
56. B. M. Rehfeld, R. L. Bradley, and M. L. Sunde, "Toxicity Studies on Polychlorinated Biphenyls in the Chick. I. Toxicity and Symptoms," *Poultry Science*, Vol. 50 (1971), p. 1090.
57. W. L. Reichel, E. Cromartie, T. G. Lamont, B. M. Mulhern, and R. M. Prouty, "Pesticide Residues in Eagles," *Pesticides Monitoring J.*, Vol. 3, No. 3 (1969), pp. 142-144.
58. L. M. Reynolds, "Polychlorinated Biphenyls (PCB's) and Their Interference With Pesticide Residue Analysis," *Bull. Environ. Contam. Toxicol.*, Vol. 4 (1969), pp. 128-143.
59. L. M. Reynolds, "Pesticide Residue Analysis in the Presence of Polychlorinated Biphenyls (PCB's) *In* Residues of Pesticides and Other Foreign Chemicals in Foods and Feeds," *Residue Reviews*, F. A. Gunther and J. D. Gunther, eds., Vol. 34 (1971), pp. 27-57.
60. K. S. Rhee and F. W. Plapp, Jr., "Polychlorinated Biphenyls (PCBs) as Inducers of Microsomal Enzyme Activity in the House Fly," *Archives of Environ. Contam. and Toxicol.*, Vol. 1, No. 2 (1973), pp. 182-192.
61. A. Richardson, J. Robinson, A. N. Crabtree, and M. K. Baldwin, "Residues of Polychlorinated Biphenyls in Biological Samples," *Pesticides Monitoring J.*, Vol. 4, No. 4 (1971), pp. 169-176.
62. R. K. Ringer, R. J. Aulerich, and M. Zabik, "Effect of Dietary Polychlorinated Biphenyls on Growth and Reproduction of Mink," Amer. Chem. Soc. Air, Water and Waste Division, New York, N.Y., Vol. 12 (1972), pp. 149-154.
63. R. Ringer, J. Johnson, and R. Hoopingarner, Interagency Meeting on PCBs, DHEW, 1971.
64. R. W. Risebrough, "Chlorinated Hydrocarbons in the Global Ecosystem," *Chemical Fallout*, G. G. Berg and M. W. Miller, eds., Charles C. Thomas, Springfield, Ill., 1969, p. 5-23.
65. Robert W. Risebrough and Brock DeLappe, "Accumulation of Polychlorinated Biphenyls in Ecosystems," *Environ. Health Perspectives*, No. 1, DHEW, Nat. Inst. Environ. Health Sci., (1972), pp. 39-45.
66. R. W. Risebrough, R. Reiche, D. B. Peakall, S. G. Herman, and M. N. Kirven, "Polychlorinated Biphenyls in the Global Ecosystem," *Nature*, Vol. 220 (1968), pp. 1098-1102.
67. R. W. Risebrough, P. Reiche, and H. S. Olcott, "Current Progress in the Determination of the Polychlorinated Biphenyls," *Bull. Environ. Contam. & Toxicol.*, Vol. 4, No. 4 (1969), pp. 192-201.
68. J. Roburn, "A Simple Concentration-Cell Technique for Determining Small Amounts of Halide Ions and Its Use in the Determination of Residues of Organochlorine Pesticides," *Analyst.*, Vol. 90 (1965), pp. 467-475
69. H. O. Sanders and J. H. Chandler, "Biological Magnification of a Polychlorinated Biphenyl (Aroclor 1254) From Water by Aquatic Invertebrates," *Bull. Environ. Contam. & Toxicol.*, Vol. 7, No. 5 (1972), pp. 257-263.
70. S. F. Snieszko, "The Effects of Environmental Stress on Outbreaks of Infectious Diseases of Fishes," *J. Fish Biol.*, Vol. 6 (1974), pp. 197-208.
71. D. L. Stalling and F. L. Mayer, "Toxicities of PCB's to Fish and Environmental Residues," *Environ. Health Perspectives*, No. 1, DHEW, Nat. Inst. Environ. Health Sci., (1972), pp. 159-164.

GENP 005830

774478

72. W. N. Sullivan and Hornstein "Chlorinated Polyphenyls to Improve Lindane Residues," *J. Econ. Entomol.*, Vol. 45 (1953), pp. 158-159.
73. K. Tanaka, "Experimental Subacute Poisoning by Chlorobiphenyls Particularly the Influence on the Serum Lipids in Rats," *Fukuoka-Igaku-Zasshi*, Vol. 60 (1969), p. 544.
74. G. H. Thomas and L. M Reynolds, "Polychlorinated Biphenyls in Paperboard Samples," *Bull. Environ. Contam. and Toxicol.*, Vol. 10, No. 1 (1973), pp. 37-41.
75. Ching-Hsi Tsao, W. N. Sullivan, and I. Hornstein, "A Comparison of Evaporation Rates and Toxicity to House Flies of Lindane and Lindane-Chlorinated Polyphenyl Deposits," *J. Econ. Entomol.*, Vol. 46 (1953), pp. 882-884.
76. U.S.D.I., Bureau of Sport Fisheries and Wildlife, Div. of Fishery Research, *Progress in Sport Fishery Research, 1969*, U.S.D.I., B.S.F.W., Resource Publication 88, 1970, 284 pp.
77. U.S.D.I., Bureau of Sport Fisheries and Wildlife, Div. of Fishery Research, *Progress in Sport Fishery Research, 1970*, U.S.D.I., B.S.F.W., Resource Publication 106, 1971, 318 pp.
78. U.S.D.I., Bureau of Sport Fisheries and Wildlife, Div. of Fishery Research, *Progress in Sport Fishery Research, 1971*, U.S.D.I., B.S.F.W., Resource Publication 121, 1973, 157 pp.
79. U.S.D.I., Bureau of Sport Fisheries and Wildlife, Div. of Wildlife Research, *Wildlife Research 1969. Activities in the Division of Wildlife Research of the Bureau of Sport Fisheries and Wildlife for Calendar Year 1969*, U.S.D.I., B.S.F.W., Resource Publication 94, 1971, 104 pp.
80. U.S.D.I., Bureau of Sport Fisheries and Wildlife, Div. of Wildlife Research, *Wildlife Research Problems, Programs, Progress, 1970. Activities in the Division of Wildlife Research of the Bureau of Sport Fisheries and Wildlife for Calendar Year 1970*, U.S.D.I., B.S.F W., Resource Publication 104, 1970.
81. U.S.D.I., Bureau of Sport Fisheries and Wildlife, Div. of Wildlife Research, *Wildlife Research, 1971. Activities in the Division of Wildlife Research of the Bureau of Sport Fisheries and Wildlife for Calendar Year 1971*, U.S.D.I., B.S.F.W., Resource Publication 111, 1972, 106 pp.
82. U.S.D.I., Bureau of Sport Fisheries and Wildlife, *Sport Fishery and Wildlife Research, 1972. Activities in the Division of Sport Fishery and Wildlife Research of the Bureau of Sport Fisheries and Wildlife for the Calendar Year 1972*, V. T. Harris and P. H. Eschmeyer, eds., 1974, 124 pp.
83. G. D. Veith, "Environmental Chemistry of the Chlorobiphenyls in the Milwaukee River," Univ. of Wis., Ph.D. thesis, 1970.
84 G. D. Veith and G. F. Lee, "A Review of Chlorinated Biphenyl Contamination in Natural Waters," *Water Research*, Vol. 4 (1970), pp. 265-269.
85. G. D. Veith, "Baseline Concentrations of Polychlorinated Biphenyls and DDT in Lake Michigan Fish, 1971," *Pesticides Monitoring J.*, Vol. 9, No. 1 (1975), pp. 21-29.
86. J. G. Vos, "Toxicology of PCBs for Mammals and for Birds," *Environ. Health Perspectives*, No. 1, DHEW, Nat. Inst. Environ. Health Sci., (1972), pp. 105-117.
87. J. G. Vos and R. B. Beems, "Dermal Toxicity Studies of Technical Polychlorinated Biphenyls and Fractions Thereof in Rabbits," *Toxicol. and Applied Pharmacol.*, Vol. 19 (1971), p. 617.
88. J. G. Vos and J. H. Koeman, "Comparative Toxicologic Study With Polychlorinated Biphenyl in Chickens With Special Reference to Porphyria, Edema Formation, Liver Necrosis, and Tissue Residues, *Toxicol. and Applied Pharmacol.*, Vol. 17 (1970), p. 656.
89. D. F. Walsh, "Organochlorine and Heavy Metals Detected in Fish—A Partial Review of the FWS Contribution to the National Pesticide Monitoring Program, 1967-1973," U.S.F.W.S. administrative report, Atlanta, Ga., 1975.
90. D. H. White and T. E. Kaiser, "Residues of Organochlorines and Heavy Metals in Ruddy Ducks From the Delaware River, 1973," Brief *Pesticides Monitoring J.* (in press).
91. D. H. White, "Nationwide Residues of Organochlorines in Starlings, 1972," *Pesticides Monitoring J.* (in press).
92. D. H. White and R. G. Heath, "Nationwide Residues of Organochlorines in Wings of Adult Mallards and Black Ducks" *Pesticides Monitoring J.* (in press).
93. G. Widmark, "Possible Interference by Chlorinated Biphenyls," *J. Assoc. Official Anal. Chem.*, Vol. 50 (1967), p. 1069.
94. V. Zitko, O. Hutzinger, and P. M. K. Choi, "Contamination of the Bay of Fundy-Gulf of Maine Area With Polychlorinated Biphenyls, Polychlorinated Terphenyls, Chlorinated Dibenzodioxins and Dibenzofurans," *Environ. Health Perspectives*, No. 1, DHEW, Nat. Inst. Environ. Health Sci., (1972), pp. 47-54

GENP 005831

774479

PCB's: EFFECTS ON AND ACCUMULATION BY ESTUARINE ORGANISMS

David J. Hansen*

Abstract

Effects of PCB's on and accumulation by estuarine organisms were studied in laboratory bioassays. Aroclors 1016, 1242, and 1254 were acutely toxic to certain estuarine organisms at concentrations greater than 10 µg/l, but these bioassays underestimated toxicities of PCB's, as shown by data from exposures that lasted longer than 2 weeks. Concentrations that were lethal to selected invertebrates and fishes in chronic exposures ranged from 0.1 to 5 µg/l. Reproduction of sheepshead minnows was impaired by concentrations of Aroclor 1254 in their eggs >5 µg/l, but this was not observed in eggs that contained up to 77 µg/g of Aroclor 1016. Bioaccumulation of PCB's in estuarine organisms generally exceeded 10^4 times the concentration in water in laboratory studies and 10^5 times in the estuary.

Following the discovery of PCB's in Escambia Bay, Florida, in 1969 (ref. 1), the Environmental Research Laboratory at Gulf Breeze, Florida, began studies with PCB's to determine their effects on and bioaccumulation by estuarine organisms. Estuarine organisms studied included bacteria (ref. 2); protozoans (ref. 3,4); oysters (refs. 5,6); shrimp (refs. 7,8,9,10,12,13); fishes (refs. 14,15,16,17,18,19); and communities of benthic organisms (ref. 20). The following discussion is confined to research on Aroclor® 1016, 1242, 1254 because these PCB's are presently produced in the greatest quantities.

Aroclors 1016, 1242, and 1254 are acutely toxic to certain estuarine organisms. The 48- or 96-hour LC50's, in µg/l, range from 9 to 32 for penaeid shrimp, 12 to 16 for grass shrimp, >100 for pinfish and EC50 (reduction of shell growth for oysters) from 10 to 32 µg/l (refs. 1,15,21).

Laboratory bioassays lasting longer than 2 weeks demonstrate that acute bioassays underestimate the toxicities of Aroclors 1016 and 1254. Aroclor 1254 is toxic to commercially valuable shrimps (*Penaeus* spp.) and grass shrimp (*Palaemonetes pugio*) at concentrations of 1 µg/l (refs. 8,11). Exposed shrimp are particularly sensitive to salinity stress (ref. 11) and possibly to viral disease (ref. 13). Aroclor 1254 decreases growth rates of oysters (*Crassostrea virginica*), at 4 µg/l (ref. 5). At concentrations of about 5 µg/l, Aroclor 1254 is lethal to juvenile fishes: spot (*Leiostomus xanthurus*), pinfish (*Lagodon rhomboides*), and sheepshead minnow (*Cyprinodon variegatus*) (refs. 14,19). At Aroclor 1254 concentrations of 0.1 µg/l, some sheepshead minnow fry die (ref. 19). Aroclor 1016, at 15 µg/l, was lethal to pinfish and sheepshead minnows; susceptibilities of fry, juvenile, and adult sheepshead minnows were similar (refs. 15,18).

Aroclor 1254 affects reproduction of the sheepshead minnow, an estuarine fish (ref. 16). Adult fish exposed for 4 weeks to 0.1 µg/l appeared to be unaffected, but when eggs from these fish were fertilized and placed in PCB-free water, the survival of fry was diminished. Mortality was observed also in fry from eggs that contained greater than 5 µg/g of the PCB and increased as PCB content of the eggs increased. Reproductive success of Atlantic salmon (ref. 22) and striped bass (ref. 23) may also be affected by PCB's in their eggs. Adult sheepshead minnows that had been exposed for 4 weeks to from 0.3 to 3 µg/l of Aroclor 1016 produced eggs that contained from 3 to 77 µg/g of this PCB, yet fry that hatched from these eggs were apparently unaffected (ref. 18).

Estuarine organisms accumulate PCB's from water. Maximum concentration factors (concentration in animals divided by concentration in water) in laboratory exposures of various species to Aroclor 1254 were: oysters, 101,000 (ref. 5) to 165,000 (ref. 6); shrimp, 26,000 (ref. 9); and fishes, 37,000 (refs. 14,19). The maximum concentration factor determined from exposures of fishes to Aroclor 1016 was 34,000 (refs. 15,17). Fishes exposed continuously to Aroclors 1016 and 1254 accumulated both Aroclors in increasing concentrations for about 4 weeks; thereafter, the quantity stabilized (refs. 14,15). Maximum concentrations were found in the liver, gills, and skin of the fish, but the lowest concentration found in fishes and shrimps was in the muscle (refs. 14,15,8). Bioconcentration factors calculated from data from Escambia Bay (refs. 1,10) were greater than 230,000 for shrimp, 670,000 for fishes, and greater than 100,000 for oysters, indicating that laboratory data can underestimate bioconcentration potentials of Aroclor 1254.

*Environmental Research Laboratory, Environmental Protection Agency, Gulf Breeze, Florida. 32561

®Registered Trademark, Monsanto Company, St. Louis, Missouri.

REFERENCES

1. T. W. Duke, J. I. Lowe, and A. J. Wilson, Jr., "A

GENP 005832

774480

Polychlorinated Biphenyl Aroclor 1254® in the Water, Sediment, and Biota of Escambia Bay, Florida," *Bull. Environ. Contam. Toxicol.*, Vol. 5, No. 2 (1970), pp. 171-180.

2. Al W. Bourquin, and S. Cassidy, "Effect of Polychlorinated Biphenyl Formulations on the Growth of Estuarine Bacteria," *Appl. Microbiol.*, Vol. 29 (1975), pp. 125-127.
3. Nelson R. Cooley, James M. Keltner, Jr., and Jerrold Forester, "Mirex and Aroclor® 1254: Effect on and Accumulation by *Tetrahymena pyriformis*, Strain W.," *J. Protozool.*, Vol. 19, No. 4 (1972), pp. 636-638.
4. Nelson R. Cooley, James M. Keltner, Jr., and Jerrold Forester, "The Polychlorinated Biphenyls, Aroclor® 1248 and 1260: Effects on and Accumulation by *Tetrahymena pyriformis*," *J. Protozool.*, Vol. 20, No. 3, pp. 443-445.
5. J. I. Lowe, P. R. Parrish, J. M. Patrick, Jr., and J. Forester, "Effects of the Polychlorinated Biphenyl Aroclor® 1254 on the American Oyster, *Crassostrea virginica*," *Mar. Biol.*, Vol. 17, No. 3 (1972), pp. 209-214.
6. Patrick R. Parrish, "Aroclor® 1254, DDT, and DDD, and Dieldrin: Accumulation and Loss by American Oysters (*Crassostrea virginica*) Exposed Continuously for 56 Weeks," *Proc. Nat. Shellfish Assoc.*, Vol. 64 (1974), p. 7.
7. D. R. Nimmo, P. D. Wilson, R. R. Blackman, and A. J. Wilson, Jr., "Polychlorinated Biphenyls Absorbed From Sediments by Fiddler Crabs and Pink Shrimp," *Nature*, Vol. 231 (1971a), pp. 50-52.
8. D. R. Nimmo, R. R. Blackman, A. J. Wilson, Jr., and J. Forester, "Toxicity and Distribution of Aroclor® 1254 in the Pink Shrimp, *Penaeus duorarum*," *Mar. Biol.*, Vol. 11, No. 3 (1971b), pp. 191-197.
9. D. R. Nimmo, J. Forester, P. T. Heitmuller, and G. H. Cook, "Accumulations of Aroclor® 1254 in Grass Shrimp (*Palaemonetes pugio*) in Laboratory and Field Exposures," *Bull. Environ. Contam. Toxicol.*, Vol. 11 (1974), pp. 303-308.
10. D. R. Nimmo, D. J. Hansen, J. A. Couch, N. R. Cooley, P. R. Parrish, and J. I. Lowe, "Toxicity of Aroclor® 1254 and Its Physiological Activity in Several Estuarine Organisms," *Arch. Environ. Contam. Toxicol.*, Vol. 3, No. 1 (1975), pp. 22-39.
11. D. R. Nimmo, and L. H. Bahner, "Some Physiological Consequences of Polychlorinated Biphenyl- and Salinity-Stress in Penaeid Shrimp," *Pollution and Physiology of Marine Organisms*, F. John Vernberg and Winona B. Vernberg, eds., Academic Press, New York, (1974) pp. 427-443.
12. DelWayne R. Nimmo, and Lowell H. Bahner, "Metals, Pesticides, and PCB's Toxicities to Shrimp, Singly and in Combination," *Proc. Estuarine Res. Fed.*, Third Internatl. Estuarine Conf., October 7-9, 1975, Galveston, Texas.
13. John A. Couch, and DelWayne R. Nimmo, "Ultrastructural Studies of Shrimp Exposed to the Pollutant Chemical, Polychlorinated Biphenyl (Aroclor® 1254)," *Bull. Soc. Pharm. Environ. Pathol.*, Vol. 11 (1974), pp. 17-20.
14. D. J. Hansen, P. R. Parrish, J. I. Lowe, A. J. Wilson, Jr., and P. D. Wilson, "Chronic Toxicity, Uptake and Retention of Aroclor® 1254 in Two Estuarine Fishes," *Bull. Environ. Contam. Toxicol.*, Vol. 6, No. 2 (1971), pp. 113-119.
15. D. J. Hansen, P. R. Parrish, and J. Forester, "Aroclor® 1016: Toxicity to and Uptake by Estuarine Animals," *Environ. Res.*, Vol. 7 (1974a), pp. 363-373.
16. D. J. Hansen, S. C. Schimmel, and J. Forester, "Aroclor® 1254 in Eggs of Sheepshead Minnows: Effect on Fertilization Success and Survival of Embryos and Fry," *Proc. 27th Ann. Conf. S.E. Assoc. Game Fish Comm.*, 1974b, pp. 420-426.
17. D. J. Hansen, S. C. Shcimmel, and E. Matthews, "Avoidance of Aroclor® 1254 by Shrimp and Fishes," *Bull. Environ. Contam. Toxicol.*, Vol. 12 (1974c), pp. 253-256.
18. D. J. Hansen, S. C. Schimmel, and Jerrold Forester, "Effect of Aroclor® 1016 on Embryo, Fry, Juvenile and Adult Sheepshead Minnows (*Cyprinodon variegatus*)," *Trans. Am. Fish. Soc.*, Vol. 104, No. 3 (1975), pp. 582-586.
19. S. C. Schimmel, D. J. Hansen, and J. Forester, "Effects of Aroclor® 1254 on Laboratory-Reared Embryos and Fry of Sheepshead Minnows (*Cyprinodon variegatus*)," *Trans. Am. Fish. Soc.*, Vol. 103, No. 3 (1974), pp. 582-586.
20. David J. Hansen, "Aroclor® 1254: Effect on Composition of Developing Estuarine Animal Communities in the Laboratory," *Contrib. Mar. Sci.*, Vol. 18 (1974), pp. 19-33.
21. Jack J. Lowe and Patrick R. Parrish, U.S. Environmental Protection Agency, Environmental Research Laboratory, Gulf Breeze, Florida, unpublished data.
22. Nils Johannsson, S. Jensen, and M. Olsson, "PCB — Indicators of Effects on Fish," in "PCB conference, Wenner-Gren Center," Sept. 29, 1970, pp. 59-68. Natl. Environ. Prot. Bd., Stockholm.
23. Anonymous, "The Striper — This Century's Dinosaur," *Stripers Unlimited, 1971 Directory and Guidebook*, 1971, pp. 11-62.

774481

GENP 005833

SUMMARY OF RECENT INFORMATION REGARDING EFFECTS OF PCB'S ON FRESHWATER ORGANISMS

Alan V. Nebeker, Ph.D.*

Abstract

Polychlorinated biphenyls (PCB's) are toxic to freshwater organisms at concentrations below 5 µg/l (ppb), and newly hatched fish and small insects and crustaceans with short life cycles are most sensitive. Aroclor 1254 at 0.45 µg/l produced a 50 percent decrease in midge reproduction; 1.3 µg/l caused a 50 percent reduction in Daphnia reproduction; and 1.8 µg/l produced 50 percent reduction in fathead minnows. The indirect toxicity of PCB's to predators through accumulation of PCB's in tissues of food organisms causes death. Fish can accumulate 200,000 times more PCB's in their flesh than can be held in the surrounding water. The concentration of Aroclor 1260 in the water resulting in a tissue residue of 0.5 µg/l is approximately 0.002 µg/l. Aroclor 1016 and 1242 have been shown to have similar toxicity to freshwater organisms.

The Environmental Protection Agency proposed water quality criterion for PCB's is as follows: "Maximum acceptable concentration of PCB's in water is 0.001 µg/l."

Polychlorinated biphenyls (PCB's) are toxic to freshwater fish and other aquatic organisms at very low levels and direct toxic effects are evident within a few hours, but much greater harm is caused by longer exposure at lower concentrations. PCB levels that kill fish, crustacea, and aquatic insects are similar to those of DDT and several other pesticides. Environmental occurrence of these materials is increasing and there is mounting evidence that they are causing widespread harm in the freshwater aquatic environment.

One of the significant accomplishments since the discovery of the toxicity of PCB's to freshwater organisms was the synthesis of known data and their publication in the "Blue Book," or *Water Quality Criteria—1972*, sponsored by the U.S. Environmental Protection Agency and prepared by the National Academy of Sciences, National Academy of Engineering Committee on Water Quality Criteria (ref. 1). It was recommended in this report that aquatic life should be protected where the maximum concentration of total PCB in unfiltered water does not exceed 0.002 µg/l at any time or place, and the residues in the general body tissues of any aquatic organism do not exceed 0.5 µg/g.

The Environmental Protection Agency (ref. 2) also proposed water quality criteria for PCB's as follows: "Maximum acceptable concentrations of PCB's in water are 0.002 µg/l, and maximum acceptable levels of residues in general body tissues of any aquatic organism are 0.5 µg/l"; following the proposed criteria recommended by the National Academy "Blue Book." However, these criteria have not been promulgated. Recently, the Environmental Protection Agency (ref. 3), using the latest information available, has proposed 0.001 µg/l PCB as a maximum permissible concentration in freshwater, but has proposed no tissue level criterion.

The purpose of this paper is to present a summary of recent information dealing with the toxicity of polychlorinated biphenyl compounds to freshwater fish, crustaceans, and aquatic insects, and to present important recent information on the bioconcentration of PCB's in fish tissues and its effect on consumer organisms.

Fish

A significant amount of new information dealing with the toxicity of PCB's to fish has been collected during the last 3 years. Acute and longer term studies have been conducted with a variety of freshwater sport and forage fish species. Tests with fathead minnows at the National Water Quality Laboratory, Duluth, Minnesota, (ref. 4) have shown that Aroclor 1242, A-1248, and A-1254 are toxic below 5 µg/l. Ninety-six-hour LC_{50} values (that concentration which kills half the fish in 96 hours) for newly hatched fathead minnows were 15 µg/l for Aroclor 1242 and 7.7 µg/l for A-1254. Fifty percent died at 8.7 µg/l A-1248 after 30 days. After 60 days, half were dead at 8.8 µg/l A-1242 and 4.6 µg/l A-1254 (table 1).

Two 9-month continuous-flow bioassay tests were conducted (ref. 4) with the fathead minnow to determine the effects of Aroclor 1242 and A-1254 on survival and reproduction (table 2). Concentrations of Aroclor 1242 above 10 µg/l were lethal to newly hatched fry and all minnows were dead after 96 hours in 51 µg/l A-1242; none survived to the end of the test at 15 µg/l. Fry survived when reared in the same concentrations at which their parents lived and spawned; however growth of newly hatched fish was retarded prior to their death

*Western Fish Toxicology Station, Corvallis Environmental Research Laboratory, U.S. Environmental Protection Agency, Corvallis, Oregon.

774482

GENP 005834

Table 1. Acute toxicity of Aroclor 1242, 1248, and 1254 to fathead minnows, Gammarus and Daphnia, in continous-flow tests

	Test temp. (C)	96-hr LC_{50}[a] (µg/l)			60-day LC_{50} (µg/l)		
		1242	1248	1254	1242	1248	1254
Fathead minnow, newly hatched	24°	15	*[b]	7.7	8.8	8.7[c]	4.6
Gammarus	18°	73	29	--	8.7[c]	5.1[c]	--
Daphnia	18°	--	12.9	6.4	--	2.6[d]	1.8[d]

[a]Concentration where 50 percent died after 96 hours.

[b]No mortality after 96 hours.

[c]Thirty-day LC_{50}.

[d]Fourteen-day LC_{50}.

Table 2. Spawning and egg production of fathead minnows exposed to Aroclor 1242 and 1254

Aroclor concentration (µg/l)	Number of spawnings per female	Number of eggs per spawning	Number of eggs per female	Percent eggs hatched
Aroclor 1242				
51.0	0	0	0	0
15.0	0	0	0	0
5.4	2.5	30	151	81
2.9	3.9	63	283	38
0.9	1.3	28	35	84
0.0	4.6	90	442	53
Aroclor 1254				
15.0	0	0	0	0
4.6	0	0	0	0
1.8	1.0	63	106	79
0.5	5.2	105	556	63
0.2	3.0	64	221	55
0.0	2.4	104	253	75

774483

GENP 005835

larvae of the mosquito *Culex tarsalis*, exposed to 1.5 μg/l Aroclor 1254, survived well and pupated, but many of the pupae were unable to metamorphose into the adult form. Control organisms pupated with success.

Bioconcentration

Bioconcentration, biological magnification, bioaccumulation, PCB or tissue residues, and residue dynamics, are some of the terms used to describe the intake of PCB's from food or direct water contact into the animal and accumulation in the tissues to concentrations many thousands of times those in the water or food they were exposed to. Polychlorinated biphenyls are much more soluble in fatty tissues (lipids) than water and are selectively concentrated in those tissues. Animals that feed on aquatic invertebrates or fish that have bioaccumulated significant tissue concentrations of PCB's are threatened even when the prey species are not adversely affected.

Exposure of fish to water containing PCB's demonstrates that they can bioconcentrate PCB's directly from the water, in addition to uptake in food, and in most cases direct uptake from water is more rapid and leads to much higher accumulation in the tissues. The bioconcentration factor (concentration in fish tissue/concentration in the water) for PCB's is essentially independent of the PCB concentration in the water. The bioconcentration factor (whole body) for adult male fathead minnows at 25° C is approximately 1.2×10^5 (120,000) for Aroclor 1248 and 2.7×10^5 (270,000) for Aroclor 1260. Female fathead minnows accumulated about twice as much PCB's as the male fatheads and the difference is largely

The residue of PCB's in the tissues of fathead minnows studied by DeFoe et al. (ref. 7) was directly proportional to the concentration of the toxicant in the water. The concentration of Aroclor 1248 in the water resulting in a tissue residue of 0.5 μg/g was approximately 0.004 μg/l. The concentration of Aroclor 1260 in the water resulting in a tissue residue of 0.5 μg/g was approximately 0.002 μg/l. They showed that the more highly chlorinated PCB mixtures are bioconcentrated to a greater extent in the lipids of the fish than the lower chlorinated compounds. They also showed that the PCB residues in the fish reached an apparent steady state after approximately 100 days, and when exposed fish were placed in untreated Lake Superior water they eliminated less than 18 percent of the body burden after 60 days.

Nebeker et al. (ref. 4) showed that the bioconcentration factor for Aroclor 1254 in fathead minnows ranged from 1.1×10^5 to 2.4×10^5 and that the bioconcentration factor for several PCB's in the fathead minnow ranged from about 0.3×10^5 to 2.7×10^5 with the more highly chlorinated PCB's accumulating to a greater extent. Adult fathead minnows accumulated up to 430 ppm A-1242 in whole body residues, with concentrations up to 270,000 times that of water, and up to 1,000 ppm of 1254, with concentrations up to 230,000 times that of the water (ref. 4), *Gammarus* accumulated over 500 ppm 1248 and 400 ppm 1242, with concentrations over 100,000 times that of the water (ref. 14).

Sodergren and Svensson (ref. 19) showed that the nymph of *Ephemera danica* accumulated Clophen A 50 to bioconcentration factors of 3×10^3. After 60 days of exposure to Aroclor 1242 and A-1248, the maximum bioconcentration factor in *Gammarus pseudolimnaeus* was approximately 3×10^4 and 5×10^4, respectively (ref. 14).

Sanders and Chandler (ref. 18) showed that the uptake and biological magnification of Aroclor 1254 by some aquatic invertebrates was very rapid. When *Daphnia magna* were exposed for 4 days to water containing 1.1 μg/l of A-1254, they accumulated total body concentrations 48,000 (4.8×10^4) times greater than those in water. The mosquito larvae *Culex tarsalis* exposed to water containing 1.5 μg/l A-1254 accumulated 19 μg/g of this compound within 24 hours, which represents a 12,600-fold magnification. Scuds, *Gammarus pseudolimnaeus*, exposed continuously to 1.6 μg/l A-1254, reached an equilibrium concentration in 14 days. Total body residues were 44 μg/g, a concentration 27,500 times that in the water.

Some evidence exists that the bioconcentration factors measured in the laboratory are essentially the same as those found in the river environment. Veith and Lee (refs. 20, 21) reported that goldfish in the lower Milwaukee River accumulated Aroclor 1248 approximately 0.7×10^5 to 2×10^5 times (depending on the lipid content) the estimated PCB concentration in the river water. The maximum concentration of Aroclor 1254 in Saginaw River shad was 165 μg/g whereas typical water concentrations averaged 1.1 μg/l, with a maximum of 2.9 μg/l (ref. 22). This indicates a bioconcentration of 0.6×10^5 to 1.5×10^5.

Studies resulting from the reproductive failure of mink fed Great Lakes fish led to the conclusion that it was PCB residues in the fish that caused the adverse effects. Ringer et al. (ref. 23) demonstrated that 10 μg/g of Aroclor 1254 in coho salmon produced 71 percent mortality in mink and that a mixture of 10 μg/g PCB's and 0.5 μg/g dieldrin in coho feed produced 100 percent mortality. No kits were born alive when the diet contained 5 μg/g or greater Aroclor alone. The "no effect" concentration of PCB's in the mink diet was estimated to be less than 1.0 μg/g.

Platonow and Karstad (ref. 24) presented similar

GENP 005836

774484

at higher PCB concentrations. Reproduction occurred and good egg hatching took place at and below 5.4 µg/l A-1242. Eggs produced by control fish but maintained at the higher concentrations of 15 and 51 µg/l hatched with good success but none of the fry survived.

Aroclor 1254 was more toxic to the fathead minnow than A-1242 (ref. 4), as they did not survive and reproduce above 1.8 µg/l A-1254 (table 2). All fish in the long-term study were dead after 96 hours at 15 µg/l, and growth was delayed at 4.6 µg/l. Spawning occurred at 1.8 µg/l but was significantly less than at the lower concentrations. Egg hatchability and fry survival were good at and below 1.8 µg/l. Eggs produced by the control fish and maintained at 15 µg/l hatched readily, but all young fish were dead within 96 hours.

Growth of young fathead minnows was affected above 2.2 µg/l A-1248, and none survived above 5.1 µg/l after 30 days. Young flagfish did not survive at Aroclor 1248 concentrations above 5.1 µg/l and did not grow well above 2.2 µg/l (ref. 4).

Due to low PCB solubility, 96-hour LC_{50} values do not adequately reflect PCB toxicities to fish. For Aroclor 1221-1268, 96-hour LC_{50} values ranged from 1,170 to 50,000 µg/l for cutthroat trout. The acute oral toxicity of Aroclors 1242, 1248, 1254, and 1260 was greater than 1,500 mg/kg in rainbow trout. Intermittent-flow bioassays of A-1242, 1248, and 1254 to bluegills resulted in 15-day LC_{50} values of 54, 76, and 204 µg/l, respectively. Exposures to channel catfish gave 15-day LC_{50} values of 107, 127, and 741 µg/l for the same Aroclors. All LC_{50} values decreased significantly with longer exposure, indicating the much greater PCB hazard with increased exposure time (ref. 5). Direct water exposures appear to represent a greater hazard to fish than dietary exposures, but dietary sources are important as PCB's have a high affinity for sediments and readily enter the food chain.

Schoettger et al. (ref. 6) showed that the growth of lake trout was retarded by Aroclor 1248 in the diet for 3 months. Concentrations of 1.2, 3.8, and 12 µg/g decreased weight gain by 6, 10, and 28 percent, respectively, below that of controls. The growth of the high-exposure group (12 µg/g in diet) was only about half that of the controls after 6 months.

Fathead minnows were exposed to Aroclor 1248 and A-1260 (ref. 7), in flow-through bioassays to determine the acute (30-day) and chronic (240-day life cycle) effects on the fry and adult fathead minnows. Newly hatched young were the most sensitive lifestage to the exposure of PCB's. Total mortality occurred when newly hatched fatheads were exposed for 30 days to 8.5 µg/l A-1248. All fish exposed to 9.0 µg/1 A-1260 died after a 30-day exposure. The calculated 30-day TL_{50} for newly hatched fathead minnows (<8 hours old) was 4.7 µg/l for A-1248 and 3.3 µg/l for Aroclor 1260. PCB's did not measurably affect the ability of fathead minnows to reproduce at concentrations which were acutely toxic to the larvae. With reproduction occurring at and below 3 µg/l for A-1248 and at below 2.1 µg/l for A-1260, the 20 percent reduction in the standing crop in the second generation of minnows at concentrations as low as 0.4 µg/l is due to the mortality of the fathead larvae soon after hatching.

Aroclor 1016, a compound chemically similar to A-1242, has been introduced recently to replace PCB's of the Aroclor 1200 series in many applications. Work has been completed with this compound with freshwater organisms and what is available indicates that the toxicity of Aroclor 1016 is similar to that of Aroclor 1242.

Mayer (ref. 8) presents data on the toxicity of Aroclor 1016 to nine species of freshwater fishes. Bluegills had a 4-day LC_{50} of 260 µg/l A-1016; rainbow trout, 135 µg/l; Atlantic salmon, 134 µg/l; and yellow perch, 185 µg/l A-1016.

Johnson (ref. 9) presented data comparing the effects of A-1242 and A-1016 on rainbow trout and bluegill sunfish. Rainbow trout had a 10-day LC_{50} of 39 µg/l for A-1242 and 17-day LC_{50} of 49 µg/l for A-1016. Bluegills had a 15-day LC_{50} of 54 µg/l A-1242 and a 35-day LC_{50} of 43 µg/l for A-1016. They had 96-hour LC_{50} values of 125 µg/l A-1242 and 46 µg/l A-1016.

A test comparing the toxicity of Aroclor 1242 and Aroclor 1016 using fathead minnows was completed by Veith (ref. 10). There was no difference in the survival of fry after 96 hours between A-1242 and A-1016 at 28 µg/l; both had 50 percent mortality. In 30-day tests, 100 percent mortality of fry occurred at 42 µg/l A-1242 and 95 percent mortality occurred at 42 µg/l A-1016. Approximately 50 percent had died after 30 days at 25.5 µg/l A-1242 and 30.5 µg/l A-1016.

The effects of Aroclor 1242 on the guppy *Poecilia reticulata* were studied by Morgan (ref. 11) in static tests. The guppy had 100 percent mortality at 20 and 2 ppm, but only 25 percent mortality at 0.2 ppm after 7 days.

In preliminary investigations, Jensen, et al. (ref. 12) reported a possible relationship between PCB residues in salmon eggs and egg mortality in Sweden. When residues in groups of eggs ranged from 0.4 to 1.9 µg/g on a whole-weight basis (7.7 to 34 µg/g on a fat basis), related mortalities ranged from 16 to 100 percent.

No adverse effects were observed on survival, growth, and reproduction of brook trout exposed for 71 weeks to 0.94 µg/1 and lower concentrations of the PCB

GENP 005837

774485

Aroclor 1254. Survival and growth to 90 days of alevin-juveniles from exposed parents were also unaffected. PCB concentrations in the brook trout were directly proportional to the water exposure concentration. PCB tissue concentrations appeared to have reached a steady state by the first sampling following 14 weeks of exposure. PCB residues (wet tissue basis) in chronically exposed fish were approximately 2 μg/g in the fillet and 9 μg/g in the "whole body" (minus one fillet and the gonads) at the highest water concentration, 0.94 μg/l. The higher residue in the "whole body" compared to the corresponding fillet was due to the higher fat content of the former (ref. 13).

Thyroid stimulation in coho salmon ranged from a 52 percent increase in fish fed 0.48 μg/g Aroclor 1254 of food to a 119 percent increase in the high-treatment group (480 μg/g). The lowest detectable stimulation of thyroid activity occurred in salmon dosed with 1/1000th that caused mortality. In channel catfish, 2.4 μg/g and 24 μg/g A-1254 in food caused significant increases in thyroid activity when compared to control fish (ref 15).

Crustacea

Freshwater crustaceans are very sensitive to low concentrations of PCB's. Because of their generally short life cycles they will be eliminated from PCB-contaminated waters quite rapidly, causing not only their loss from aquatic systems but impairment of fish populations because of a decrease in fish food organisms.

To assess the danger of PCB compounds to fish food organisms, bioassays were conducted with *Daphnia magna* (ref. 14) using the eight commercially available PCB's, Aroclor 1221, 1232, 1242, 1248, 1254, 1260, 1262, and 1268 (table 3). Aroclor 1248 was the most toxic to *Daphnia magna* of the eight Aroclors tested in static tests; the 3-week LC_{50} was 25 μg/l. Aroclor 1232, 1242, and 1254 had similar toxicity values to A-1248. In continuous-flow Daphnia tests, Aroclor 1254 was the most toxic, with a 3-week LC_{50} of 1.3 μg/l. No reproduction occurred at 3.8 μg/l A-1254, and no adults survived 3.5 μg/l. The Aroclors were much more toxic in continuous-flow conditions due to continual replacement of fresh PCB. Almost one-third of the PCB added to the test water was lost to the air, with some lost to bacteria, algae, waste materials, test container surfaces, and test animal tissues. The difference between static and continuous-flow results (table 3) illustrates how critical test methodology can be for certain chemicals.

The freshwater scud *Gammarus pseudolimnaeus* was also studied by Nebeker and Puglisi (ref. 14) in continuous-flow test systems to determine the effects of A-1242 and A-1248 on survival and reproduction. Ninety-six-hour LC_{50} values were 73 μg/l for A-1242 and 29 μg/l for A-1248. Fifty percent were surviving after 60 days at 8.7 μg/l A-1242 and 5.1 μg/l A-1248. No live animals remained after 2 months at 26 μg/l A-1242 or 18 μg/l A-1248 (table 4). Good reproduction occurred at and below 2.8 μg/l A-1242 and 2.2 μg/l A-1248.

Table 3. Toxicity of eight Aroclors to *Daphnia magna* in static and continous flow bioassays

Aroclor (PCB)	3-week LC_{50}[a] (μg/l)	50 percent reproductive[b] impairment (μg/l)
Continuous-flow test conditions		
1248	2.6	2.1
1254	1.8[c]	1.1
1254	1.3	1.3
Static test conditions		
1221	180	125
1232	72	66
1242	67	63
1248	25	24
1254	31	28
1260	36	33
1262	43	41
1268	253	206

[a]Concentration where 50 percent died.
[b]Fifty percent loss of young.
[c]Two-week LC_{50}.

Static and flow-through toxicity tests with aquatic invertebrates (ref. 5) indicate that they are generally more susceptible to acute toxic effects of PCB's than fish. *Gammarus faciatus* in flow-through tests had a 96-hour LC_{50} of 10 μg/l A-1242 and a 10-day LC_{50} of 5 μg/l A-1242. The glass shrimp *Palaemonetes kadiakensis* was very sensitive to A-1254, with a 7 day LC_{50} of 3 μg/l.

In static tests with the amphipod *Gammarus pseudolimnaeus*, Mayer et al. (ref. 15) found that of four PCB homologs tested, the trichlorobiphenyl was slightly more toxic than the di-, penta-, and hexachlorobiphenyls. The trichlorobiphenyl had a 96-hour LC_{50} of 100 μg/l, two dichlorobiphenyls tested had 96-hour LC_{50} values of 100 and 120 μg/l, the hexa- and penta-homologs had 96-hour LC_{50} values of 150 and 210 μg/l respectively.

The crayfish *Orconectes nais* was reported by Stalling and Mayer (ref. 5) to have a 7-day LC_{50} of 30 μg/l for Aroclor 1242 and a 7-day LC_{50} of 80 μg/l for A-1254.

GENP 005838

774486

Table 4. Survival and reproduction of *Gammarus pseudolimnaeus* after 2 months exposure to Aroclor 1242 and 1248

Aroclor concentration (µg/l)	Survival of adults (percent)	Young per surviving adult
Aroclor 1242		
234.0	0	0
81.0	0	0
26.0	0	0
8.7	52	0
2.8	77	4
0.0	48	7
Aroclor 1248		
18.0	0	0
5.1	53	7
2.2	73	22
0.5	71	20
0.2	73	11
0.0	64	11

Daphnia pulex were quite sensitive to Aroclor 1242 (ref. 11). Young *Daphnia pulex* died at levels as low as 0.02 ppm in 4-day static tests. The toxicity of Aroclor 1242 and DDT to the ostracod *Cypidopsis vidua* appeared to be approximately the same in static tests. At 20 ppm, there were no survivors out of 20 ostracods in the Aroclor cultures, and some mortality occurred at 2 ppm.

Studies by Moorman and Biesinger (ref. 16) comparing the lethality of Aroclor 1016 and Aroclor 1242 to *Daphnia magna* have shown similar toxicity for both compounds in static tests. No young survived after 3 weeks at 125 µg/l A-1016 or A-1242. At 100 µg/l, 80 percent of the young (percent of control) survived after 3 weeks in A-1016 and 19 percent of the young survived A-1242. Good survival occurred at 50 µg/l for both compounds.

A study of the toxicity of isomers of Aroclor 1242 and 1254 to *Daphnia magna* by Biesinger (ref. 17) showed significant reproductive impairment in static tests at 50 µg/l for trichloro- and tetrachlorobiphenyls, indicating that there was little difference in the toxicity of the tri- and tetra- chlorobiphenyl compounds.

Aquatic Insects

Aquatic insects also appear to be very sensitive to longer exposures of PCB's, though response is variable when exposed to brief, or acute, concentrations. The midge *Tanytarsus dissimilis* was tested through its full life cycle (ref. 14) and found to be affected at levels below 1 µg/l. Survival and growth of the midge, when tested with Aroclor 1254, were excellent in control chambers but were reduced by 50 percent at the lowest test concentration of 0.45 µg/l (table 5). At 1.2 µg/l, the numbers of larval cases were reduced to 35 percent of the control, and the numbers of pupal cases were reduced to 18 percent of the control. No adult emergence occurred above 3.5 µg/l, and abundant adult emergence did not occur above 3 µg/l, even though larvae were present. No pupal cases were constructed at 9 µg/l and no larval cases were formed at 33 µg/l A-1254. The calculated 3-week LC_{50} for A-1254 (50-percent reduction based on control as 100 percent) was 0.65 µg/l for larvae and 0.45 µg/l for pupae. Adult midges emerged at concentrations up to 9 µg/l Aroclor 1248. Larvae were present at 18 µg/l, but adult emergence did not occur. Abundant emergence did not occur above 5.1 µg/l (ref. 12).

Mayer et al. (ref. 15) report some acute data for other aquatic insects. Dragonfly and damselfly nymphs, *Macromia sp.* and *Ischnura verticalis*, were tolerant to Aroclor 1242 and A-1254 in short-term static tests. The dragonfly had a 7-day LC_{50} of 800 µg/l for Aroclor 1242 and 1,000 µg/l for A-1254. The damselfly, tested under continuous-flow conditions, had a 4-day LC_{50} of 400 µg/l for A-1242 and 200 µg/l for A-1254.

Studies by Sanders and Chandler (ref. 18) have shown that larvae of the stonefly *Pteronarcys dorsata*, the dobonfly *Corydalus comutus*, and the phantom midge *Chaoborus punctipennis* survived concentrations of up to 2.8 µg/l A-1254 for up to 21 days without significant mortality. However, in similar experiments,

Table 5. Effect of Aroclor 1254 on the growth and survival of the midge *Tanytarsus dissimilis*

Aroclor concentration (µg/l)	Number of mature larval cases (percent of control)	Number of pupal cases (percent of control)
33.0	0	0
9.0	0.2	0
3.5	7	7
1.2	35	18
0.4	52	55
0.0 (control)	100	100

774487

GENP 005839

evidence for mink fed diets enriched with Aroclor 1254. The data show that 0.64 μg/g of PCB in the rations resulted in only 1 of 12 mink producing 3 kits, all of which died on the first day.

Research with nonhuman primates indicates that the toxicity of PCB residues to consumers are not limited to mink. Barsotti and Allen (ref. 25) and Allen et al. (ref. 26) have shown that PCB enriched diets were toxic to primates. Female primates fed 2.5 μg/g Aroclor 1254 in their diet had periorbital edema, acneform lesions on face and neck, and substantially reduced fertility after 2 months.

SUMMARY

There is ample evidence that PCB's are toxic to freshwater organisms at very low concentrations. Newly hatched fish and small insects and crustaceans with short life cycles appear to be the most sensitive life forms. In larger animals or those with longer life cycles, toxic effects are delayed and acute or short-term testing does not adequately reflect the chronic or longer term effects that PCB's have on the test animals. Concentrations of polychlorinated biphenyls commonly found in contaminated waterways today, such as Aroclor 1242 and 1254, are directly toxic to fish and aquatic invertebrates in the range of 0.1 to 10.0 μg/l. Aroclor 1016 and 1242 have been shown to have similar toxicity to freshwater organisms. The indirect toxicity of PCB's to predators through accumulation of PCB's in tissues of food organisms may cause deaths from water concentrations that do not cause direct lethality.

REFERENCES

1. National Academy of Sciences, National Academy of Engineering, *Water Quality Criteria 1972. Report of the Committee on Water Quality Criteria*, EPA-R3-73-033, March 1973. U.S. Environmental Protection Agency, Washington, D.C. (Blue Book), 1973.
2. U.S. Environmental Protection Agency, *Proposed Criteria for Water Quality*, U.S. Environmental Protection Agency, Washington, D. C., Vol. 1 (1973).
3. U.S. Environmental Protection Agency, *Proposed Water Quality Criteria*, U.S. EPA, Washington, D.C., (White Book), 1976.
4. A. V. Nebeker, F. A. Puglisi, and D. L. Defoe, "Effect of Polychlorinated Biphenyl Compounds on Survival and Reproduction of the Fathead Minnow and Flagfish," *Trans. Amer. Fish. Soc.*, Vol. 103, No. 3 (1974), pp. 562-568.
5. D. L. Stalling and F. L. Mayer, "Toxicities of PCB's to Fish and Environmental Residues," *Environmental Health Perspectives*, April, 1972, pp 159-164.
6. R. A. Schoettger, B. Grant, H. D. Kennedy, F. L. Mayer, H. O. Sanders, and D. Swedberg, "Special Report on Polychlorinated Biphenyls (PCB's)," *Progress in Sport Fishery Research*, Fish-Pesticide Research Laboratory, Division of Fisheries Research, Bureau of Sport Fishery and Wildlife, Washington, D.C., 1970, pp. 1-23.
7. D. L. DeFoe, G. D. Veith, and R. W. Carlson, "Effects of Aroclor 1248 and 1260 on the Fathead Minnow," *J. Fish. Res. Board*, Canada, 1976, (in press).
8. F. L. Mayer, "Toxicity of Aroclor 1016 to Freshwater Fishes," Fish-Pesticide Laboratory, USDI, Fish and Wildlife Service, Columbia, Mo., 1975.
9. W. Johnson, Unpublished report on toxicity of Aroclor 1016, Fish-Pesticide Laboratory, Columbia, Mo., 1973.
10. D. Veith, personal communication. PCB test data, National Water Quality Laboratory, Duluth, Minn., 1975.
11. J. R. Morgan, "Effect of Aroclor 1242 (a Polychlorinated Biphenyl) and DDT on Cultures of an Alga, Protozoan, Daphnid, Ostracod, and Guppy," *Bull. Env. Cont. and Toxicol.*, Vol. 8, No. 3 (1972), pp. 129-137.
12. S. Jensen, N. Johansson, and M. Olsson, "PCB—Indications of Effects on Salmon," PCB Conference, Stockholm, September 29, 1970, Swedish Salmon Research Institute Report LF1 MEDD 7/1970, 1970.
13. V. M. Sharski, and F. A. Puglisi *Effects of Aroclor 1254 on Brook Trout,* salvelinus fontinalis, Final Report, Environmental Research Laboratory, EPA, Duluth, Minn., 1975.
14. A. V. Nebeker and F. A. Puglisi, "Effect of Polychlorinated Biphenyls (PCB's) on Survival and Reproduction of *Daphnia, Gammarus,* and *Tanytarsus*," *Trans. Amer. Fish. Soc.*, Vol. 103, No. 4 (1974), pp. 722-728.
15. F. L. Mayer, P. M. Mehrle, and H. O. Sanders, "Residue Dynamics and Biological Effects of PCB's in Aquatic Organisms," *Arch. Env. Cont. and Toxic.*, 1975, (in press).
16. K. Moorman and K. E. Biesinger, "Polychlorinated Biphenyl Research—A Static Bioassay Using Aroclor 1016 and Related Experiments," National Water Quality Laboratory, Duluth, Minn., 1973, unpublished report.

GENP 005840

774488

17. K. Biesinger, unpublished reports on toxicity of isomers of Aroclor 1242 and 1254 to *Daphnia magna*, National Water Quality Laboratory, EPA, Duluth, Minn., 1974.
18. H. O. Sanders and J. H. Chandler, "Biological Magnification of a Polychlorinated Biphenyl (Aroclor 1254) from Water by Aquatic Invertebrates," *Bull. Env. Cont. and Toxic.*, Vol. 7, No. 5 (1972), pp. 257-263.
19. A. Södergren and B. Svensson, "Uptake and Accumulation of DDT and PCB by *Ephemera danica* in Continuous-Flow Systems," *Bull. Environ. Contam. Toxicol.*, Vol. 9 (1973), pp. 345-354.
20. G. D. Veith and G. F. Lee, "PCB's in Fish From the Milwaukee River," *Proc. 14th Conf. Great Lakes Res.*, (1971a), pp. 157-169.
21. G. D. Veith and G. F. Lee, "Chlorobiphenyls (PCB's) in the Milwaukee River," *Water Res.*, Vol. 5 (1971b), pp. 1107-1115.
22. Michigan, "Monitoring for Polychlorinated Biphenyls in the Aquatic Environment," *Report to the Lake Michigan Toxic Substances Committee, May*, Michigan Water Resources Comm., Bureau of Water Management, East Lansing, 1973, p. 26.
23. R. K. Ringer, R. J. Aulerich, and M. Zabick, "Effect of Dietary Polychlorinated Biphenyls on Growth and Reproduction of Mink," presented at the American Chemical Society Meeting, Division of Air, Water, and Waste, New York, N.Y., 1972, pp. 149-154.
24. N. S. Platonow and L. H. Karstad, "Dietary Effects of Polychlorinated Biphenyls on Mink," *Can. J. Comp. Med.*, Vol. 37 (1973), pp. 391-400.
25. D. A. Barsotti and J. R. Allen, "Effects of Polychlorinated Biphenyls on Reproduction in the Primate," meeting abstract, 1975 American Society for Experimental Pathology.
26. J. R. Allen, L. A. Carstens, and D. A. Barsotti, "Residual Effects of Short-Term, Low-Level Exposure of Non-Human Primates to Polychlorinated Biphenyls," *Toxicol. Appl. Pharmacol.*, Vol. 30 (1974), pp. 1-12.

GENP 005841

774489

DISTRIBUTION AND EXCRETION OF [^{14}C]-2,4,5,2',5'-PENTACHLOROBIPHENYL IN THE LOBSTER (*Homarus americanus*) AND THE DOGFISH SHARK (*Squalus acanthias*)*

John R. Bend, Ph.D.,†, Larry G. Hart, Ph.D.,†, Anthony M. Guarino, Ph.D.,††, David P. Rall, M.D., Ph.D.,†, and James R. Fouts, Ph.D.†

Abstract

Significant ambient concentrations of polychlorinated biphenyl (PCB) residues were present in lobster hepatopancreas (1.57 ppm wet weight) and dogfish shark liver (1.87 ppm wet weight). PCB concentrations in muscle were only 10-20 percent of hepatic values. After injection of [^{14}C]-2,4,5,2',5'-pentachlorobiphenyl (^{14}C-2,4,5,2',5'-PCB) (0.2 mg/kg) into the pericardial sinus of the lobster, the hepatopancreas contained more than 90 percent of the recovered radioactivity at all times investigated (24 hr-8 wk). Virtually all of the hepatopancreas radioactivity was unaltered 2,4,5,2',5'-PCB. The radioactivity was very persistent in hepatopancreas, female egg mass, stomach, gill, and intestine of lobsters ($t_{½}$ > 3 wk). Following intravascular administration of ^{14}C-2,4,5,2',5'-PCB (0.03 mg/kg) to dogfish, almost all of the dosed radioactivity was found in liver at each time studied (6 hr-12 days). Most of the benzene extractable material was also unaltered 2,4,5,2',5'-PCB in each instance. Small amounts of radioactivity were excreted in bile but only traces in urine. Microsomes from lobster hepatopancreas had no detectable aniline hydroxylase, benzphetamine demethylase, 7-ethoxycoumarin O-deethylase, or benzpyrene hydroxylase activity although dogfish shark liver microsomes had low activity with each substrate tested. The persistence of ^{14}C-2,4,5,2',5'-PCB in the two marine species is probably related to the low hepatic microsomal mixed-function oxidase activities observed and the high lipid content of lobster hepatopancreas and dogfish shark liver.

INTRODUCTION

The polychlorinated biphenyls (PCB's) possess high chemical and thermal stabilities and have been used extensively in the United States for certain industrial applications during the past 45 years (ref. 1). PCB's were first recognized as environmental contaminants in 1966 (ref. 2). Subsequently, the widespread occurrence of PCB residues was verified in wildlife species (ref. 3) (both terrestrial and marine) all over the world, in human adipose tissue (ref. 4), in waters of the North Atlantic (ref. 5), and in marine species indigenous to Maine (ref. 6). The chemical stability and lipid solubility of certain PCB's contributes to their bioaccumulation.

Commercially available PCB's are complex mixtures of many different species with varying chlorine content. Aroclor 1254, for example, was resolved into more than 50 individual compounds, of which the pentachlorobiphenyl derivatives were the major constituents (ref. 7).

The present study describes the distribution and excretion of [^{14}C]-2,4,5,2',5'-pentachlorobiphenyl (^{14}C-2,4,5,2',5'-PCB) in the lobster (*Homarus americanus*) and the dogfish shark (*Squalus acanthias*) after parenteral administration. The in vivo data is correlated with in vitro microsomal mixed-function oxidase activities of lobster hepatopancreas and dogfish shark liver. A single, radiolabeled PCB isomer was used in the disposition experiments. Use of pure isomers has obvious advantages over similar experiments with commercial PCB mixtures. The isomer chosen is a constituent of Aroclor 1254, and should be representative of several Aroclor 1254 components. PCB residues were also determined in certain tissues of lobsters and dogfish sharks.

MATERIALS AND METHODS

Male or female lobsters (320-560 g) were purchased locally (Mt. Desert Island, Maine) and female dogfish sharks (3.0-5.1 kg) were caught by hook in Frenchman Bay, Maine. Both species were maintained in tanks equipped with circulating fresh seawater before and after treatment with ^{14}C-2,4,5,2',5'-PCB. The lobsters maintained for longer than 1 week after dosing were submerged in a lobster crate in Frenchman Bay. They were fed small pieces of mackerel or flounder three times a week when the traps were lifted to remove any dead or ill animals. Only lobsters that were alive and in apparent good health were dissected at the indicated times.

2,4,5,2',5'-pentachloro [^{14}C] biphenyl (^{14}C-2,4,5,2',5'-PCB), (10.98 mCi mmole) was obtained from Mallinckrodt Nuclear and was shown by thin-layer chromatographic analysis (TLC) to be greater than 98.5 percent radiochemically pure.

^{14}C-2,4,5,2',5'-PCB was injected into the pericardial

*Work for this project was done at Mount Desert Island Biological Laboratory, Salsbury Cove, Maine.

†Pharmacology Branch, National Institute of Environmental Health Sciences, National Institutes of Health, Research Triangle Park, North Carolina.

††Laboratory of Toxicology, National Cancer Institute, National Institutes of Health, Bethesda, Maryland.

GENP 005842

774490

sinus of lobsters (0.2 mg/kg, 1.4 X 10^7 dpm/kg) or into the caudal vessels of dogfish sharks (0.03 mg/kg, 2.2 X 10^6 kpm/kg) as a solution in Emulphor water (36-38 percent v/v).

Lobster plasma samples were withdrawn from the pericardial sinus just prior to sacrifice and placed in vials containing citrate. Dogfish blood samples (serially in disappearance studies or terminally in distribution studies) were taken from the caudal vessels and placed in heparinized vials. At various times after administration of ^{14}C-2,4,5,2',5'-PCB, animals were sacrificed and various tissues and fluids were removed from lobsters and dogfish. Duplicate aliquots of plasma, blood, bile, or cerebrospinal fluid (100 µl) or tissue (70-200 mg) were solubilized in 2 ml NCS (Amersham/Searle) by incubation at 50° C overnight. Liquid scintillation solvent (18 ml; 5.0 g PPO; and 250 mg POPOP/l toluene) was added and the radioactivity determined in a Nuclear Chicago Mark 1 scintillation spectrometer. Counting efficiency was determined using the channels ratio technique and varied from 50-80 percent for the solubilized biological samples. All counts were converted to disintegrations per minute.

TLC was performed on precoated silica gel GF plates (5 X 20 cm, 250 µm thick; Analtech) that were activated at 110° C for 60 min before use. Plates were developed in hexane (solvent A) or benzene:ethyl acetate, 12:1 (solvent B) and were sequentially scraped (1 cm bands). The radioactivity present in each segment was determined by counting the silica gel in vials containing 10 ml Fluoralloy (Beckman)-dioxane liquid scintillation cocktail. Radioactive recovery from the plates was normally greater than 95 percent with this procedure. Statistical analysis of the data was performed using Dunnetts' multiple comparisons test. Log transformation was used to equal the variances.

Microsomes were prepared from lobster hepatopancreas or dogfish liver homogenates (in 1.15% KCl buffered to pH 7.6 with 0.013 M HEPES) by centrifugation; microsomal protein concentrations were determined and mixed-function oxidase activities were measured toward aniline, benzphetamine, benzo[a]pyrene, and 7-ethoxycoumarin as described in detail elsewhere (ref. 8).

PCB residue analyses were performed according to Armour and Burke (ref. 9) following caustic hydrolysis of a preliminary extract which removed DDT, PCB's, and related chemicals from the tissues to be studied (ref. 10).

In estimating the degree of metabolism of ^{14}C-2,4,5,2',5'-PCB, 25 percent w/v aqueous homogenates of lobsters hepatopancreas and green gland were extracted four times with equal volumes of warm hexane and/or acidified toluene. Homogenates of livers from dogfish were extracted in a similar manner with benzene.

RESULTS

Of the various lobster tissues investigated, the female egg mass was found to contain the highest residual level of PCB's (table 1) although the hepatopancreas also contained a significant amount. This is interesting since the tomale (i.e., hepatopancreas of the cooked lobster) is considered a delicacy by some people. The PCB concentration in lobster muscle was about an order of magnitude lower than that of egg mass or hepatopancreas and was well below the 5 ppm limitation on PCB residues in human foodstuffs.

Dogfish shark liver also had appreciable PCB residues (table 1), whereas muscle contained only about one-fifth the hepatic concentration (per gram wet weight). These residual PCB's are not unexpected in either dogfish shark liver or lobster hepatopancreas since both tissues have high lipid contents (50 to 60 percent wet weight)(ref. 11).

The specific activity of several lobster tissues, plasma, and feces with time, after parenteral administration of ^{14}C-2,4,5,2',5'-PCB, is shown in table 2, and the percentage of dosed radioactivity present in the various organs at each time point is outlined in table 3. The hepatopancreas contained much higher amounts of radioactivity (per mg tissue) than any other organ (table 2) and accounted for between 91 and 96 percent of the total recovered radioactivity at all times. The half-life ($t_{½}$) for radioactivity in tissues was estimated from semilogarithmic plots of the specific activity (dpm/mg) versus time (days). The tissues could be classified into two categories (table 2): those in which labeled compound had a $t_{½}$ of 3 weeks or longer and those in which the $t_{½}$ was 1 week or less.

Almost all of the radioactivity in lobster hepatopancreas at 2, 4, or 8 weeks after treatment was unchanged 2,4,5,2',5'-PCB. More than 90 percent of this hepatopancreas activity was extracted into hexane after shaking homogenates four times with this solvent (93 ± 3%, mean ± SD, n = 4). Over 95 percent of the hexane soluble radioactivity cochromatographed with authentic 2,4,5,2',5'-PCB (Analabs) on TLC plates developed in solvent A (R_f 0.7-0.8) or solvent B (R_f 0.9-1.0). Similarly, more than 90 percent of the radioactivity in hexane extracts of green glands from lobsters sacrificed 2 or 4 weeks after dosing was 2,4,5,2',5'-PCB, although in this case only about 50 percent of the total activity was hexane and toluene (acidified) extractable, the remainder residing in the aqueous phase of green gland homogenate. Only about 10 percent of the fecal radioactivity was extracted into hexane and acidified toluene (four

774491

Table 1. Residue levels of polychlorinated biphenyls (PCB's) in some tissues of the lobster *(Homarus americanus)* and the dogfish shark *(Squalus acanthias)*

Species	ppm wet weight PCB's[a]		
Lobster[b]	Egg mass	Hepatopancreas	Muscle
	4.41 (2.78-5.98)	1.57 (1.13-2.27)	0.097 (0.07-0.13)
Dogfish shark[c]	Liver	Muscle	Kidney
	1.87	0.42	0.2[d]

[a]Reported in terms of total Aroclor 1242 and 1254 residues.

[b]Mean and ranges for 4 animals.

[c]Mean values for 2 dogfish weighing 4-6 kg.

[d]Detection limit in dogfish kidney.

Table 2. Specific activity of various lobster tissues and fluids with the following pericardial injection of ^{14} C-2, 4, 5, 2^{1}, 5^{1}, -penta-chlorobiphenyl (0.2 mg/kg)[a]

Tissue	Time after administration					$t_{\frac{1}{2}}$ (days)
	24 hr	1 wk	2 wk	4 wk	8 wk	
	dmp/mg tissue or /ul plasma					
Hepatopancreas	183.4 ± 24.7 (6)[b]	192.9 ± 33.4 (7)	170.9 ± 40.0 (5)	131.2 ± 34.7 (6)	77.4 ± 28.4 (9)	45
Green gland	20.1 ± 13.0 (6)	8.4 ± 2.4 (7)	6.1 ± 1.9 (5)	4.8 ± 1.2 (6)	3.4 ± 1.4 (9)	<7
Intestine	14.0 ± 7.0 (6)	14.3 ± 5.9 (7)	17.6 ± 18.7 (5)	4.3 ± 0.9 (6)	2.2 ± 1.5 (9)	23
Heart	8.8 ± 5.4 (6)	2.7 ± 0.4 (7)	2.2 ± 0.7 (5)	1.6 ± 0.3 (6)	1.1 ± 0.3 (9)	<7
Tail muscle	5.1 ± 1.8 (6)	1.6 ± 0.1 (7)	1.3 ± 0.3 (5)	0.8 ± 0.2 (6)	0.4 ± 0.2 (9)	<7
Claw muscle	5.0 ± 3.1 (6)	1.5 ± 0.2 (7)	1.3 ± 0.1 (5)	0.8 ± 0.1 (5)	0.6 ± 0.2 (9)	<7
Stomach	4.5 ± 1.1 (6)	4.8 ± 2.1 (7)	4.3 ± 2.0 (5)	2.2 ± 1.0 (6)	1.3 ± 0.4 (9)	28
Gill	3.4 ± 1.8 (6)	3.2 ± 1.5 (7)	3.1 ± 2.3 (5)	1.4 ± 0.9 (6)	0.8 ± 0.3 (9)	24
Male gonad	8.3 (1)	1.6 (1)	2.9 (2)	2.1 (2)	1.1 ± 0.2 (5)	<7
Egg masses	16.6 ± 9.7 (5)	7.7 ± 6.6 (6)	10.2 ± 6.0 (3)	8.6 ± 4.0 (6)	7.7 ± 4.0 (4)	39
Plasma	1.33 ± 0.41 (6)	0.49 ± 0.17 (7)	0.62 ± 0.07	0.36 ± 0.13 (5)	0.20 ± 0.05 (9)	<7
Feces	--	--	142.5 ± 70.7 (5)	21.5 ± 6.6 (6)	20.1 ± 10.5 (9)	

[a]Data from Bend et al. (ref. 12).

[b]Mean ± SD (N).

GENP 005844

774492

Table 3. Percent administered radioactivity remaining in tissues of lobster with time after pericardial injection of ^{14}C-2, 4, 5, 2^{1}, 5^{1}-pentachlorobiphenyl (0.2 mg/kg)[a]

Tissue	Time after injection				
	24 hr	1 wk	2 wk	4 wk	8 wk
Hepatopancreas	61.4 ± 8.3 (6)[b]	60.5 ± 10.8 (7)	61.4 ± 14.6 (5)	55.2 ± 13.4 (6)	31.2 ± 12.5 (9)
Green gland	0.19 ± 0.12 (6)	0.07 ± 0.01 (7)	0.07 ± 0.03 (5)	0.05 ± 0.01 (6)	0.04 ± 0.02 (9)
Intestine	0.10 ± 0.09 (6)	0.11 ± 0.05 (7)	0.21 ± 0.27 (5)	0.04 ± 0.01 (6)	0.03 ± 0.02 (9)
Heart	0.09 ± 0.04 (6)	0.03 ± 0.01 (7)	0.04 ± 0.02 (5)	0.02 ± 0.01 (6)	0.01 ± 0.01 (9)
Tail muscle	4.36 ± 0.84 (6)	1.57 ± 0.26 (7)	1.54 ± 0.41 (5)	0.96 ± 0.26 (6)	0.45 ± 0.02 (9)
Stomach	0.36 ± 0.14 (6)	0.53 ± 0.39 (7)	0.45 ± 0.22 (5)	0.20 ± 0.10 (6)	0.12 ± 0.04 (9)
Gill	0.61 ± 0.31 (6)	0.59 ± 0.31 (7)	0.60 ± 0.41 (5)	0.25 ± 0.15 (6)	0.16 ± 0.07 (9)
Male gonad	0.06 (1)	0.02 (1)	0.03 (2)	0.04 (2)	0.01 ± 0.01 (5)
Egg masses	0.48 ± 0.34 (5)	0.37 ± 0.56 (6)	0.46 ± 0.44 (3)	0.64 ± 0.38 (4)	0.67 ± 0.53 (4)
Mean total recovery	67.6%	64.8%	64.8%	57.4%	32.7%

[a]Data from Bend et al. (ref. 12).

[b]Mean ± SD (N).

extractions with each solvent), but about 70 percent of the organic extractable material was chromatographically identical to 2,4,5,2′,5′-PCB. Neither the water soluble fecal metabolites nor green gland metabolites were investigated further.

Total recovery experiments in which lobster carcasses were homogenized after dissection accounted for as much as 90 percent of the injected radioactivity.

The specific radioactivity (dpm/mg tissue) was higher in dogfish shark liver than in any other tissue following parenteral administration of ^{14}C-2,4,5,2′,5′-PCB (table 4). There was an apparent increase in specific radioactivity of liver between 6 and 24 hours, concomitant with a statistically significant decrease in the radioactivity of most other tissues. Liver radioactivity remained at, or above, the 6-hour level throughout the course of the experiment (20.3 dpm/mp at 12 days, the longest period sharks could be maintained).

At all times subsequent to administration of ^{14}C-2,4,5,2′,5′-PCB to dogfish sharks, almost all of the recovered radioactivity was located in the liver (table 5), and initially all of the benzene extractable activity from hepatic tissue was unchanged ^{14}C-2,4,5,2′,5′-PCB. Only trace amounts of radioactivity were present in all other tissues (less than 1 percent) with the exception of muscle which contained 7 to 9 percent of the dosed activity 3 and 7 days after treatment. This observation was attributable more to the large muscle content of the dogfish (about 23 percent) (ref. 14) than to the specific radioactivity of the tissue.

Urine was collected continuously from a few sharks with cannulated urinary papillae. Only trace amounts of radioactivity were excreted in the urine of these fish after injection of ^{14}C-2,4,2′,5′-PCB. The delayed biliary excretion of radioactivity and the excretion of only very small quantities of biliary metabolites suggested that dogfish sharks biotransformed the dosed compound very slowly. Unaltered 2,4,5,2′,5′-PCB was not excreted in the bile and the biliary radioactivity was not converted to organic soluble material by β-glucuronidase hydrolysis indicating that glucuronide conjugates of phenols were not major biliary metabolites.

The decline in blood radioactivity following the intravenous administration of ^{14}C-2,4,5,2′,5′-PCB is illustrated in figure 1. The disappearance of radioactivity follows a multiple exponential decay relationship with time. Using least squares technics (fig. 2), we resolved this blood decay curve into three components by computer analysis. The $t_{½}$ of ^{14}C-2,4,5,2′,5′-PCB was estimated for each component; the α, β, and γ components of the radioactivity disappearance curve had $t_{½}$ values of 4, 27, and 730 minutes, respectively. It is interesting that the α and β components for blood disappearance of the PCB isomer tested had similar $t_{½}$ values to those reported by Dvorchik and Maren (ref. 14) for DDT blood disappearance in this same species (3 and 30 minutes, respectively).

The initial, rapid phase of radioactivity removal from blood after injection of ^{14}C-2,4,5,2′,5′-PCB is probably related to the rapid uptake into liver.

774493

GENP 005845

Table 4. Specific activity of various dogfish shark tissues and fluids with time following intravenous injection of ^{14}C-2, 4, 5, 2^{1}, 5^{1} -pentachlorobiphenyl (0.03 mg/kg)[a]

Tissue	Time after administration			
	6 hr[b]	24 hr[b]	3 days[b]	7 days[c]
	dpm/mg tissue or /µl fluid			
Liver	14.00 ± 2.15	21.63 ± 4.80	18.98 ± 5.77	14.05 ± 2.39
Kidney	5.39 ± 0.72	1.04 ± 0.22[e]	0.65 ± 0.05[e]	0.49 ± 0.05[e]
Salt gland	3.12 ± 0.91	0.72 ± 0.07[e]	0.60 ± 0.07[e]	0.36 ± 0.05[e]
Pancreas	2.31 ± 0.77	0.49 ± 0.08[e]	0.53 ± 0.16[e]	0.33 ± 0.05[e]
Spleen	1.86 ± 1.04	0.59 ± 0.05[e]	0.61 ± 0.08[e]	0.46 ± 0.06[e]
Gill	1.84 ± 0.38	0.78 ± 0.05[e]	0.55 ± 0.13[e]	0.70 ± 0.21[d]
Brain	0.92 ± 0.30	1.07 ± 0.24[e]	0.40 ± 0.16[e]	0.16 ± 0.03[e]
Heart	0.82 ± 0.10	0.36 ± 0.02[e]	0.41 ± 0.11[e]	0.15 ± 0.04[e]
Muscle	---	---	0.87 ± 0.42	0.66 ± 0.08
Blood	0.80 ± 0.02	0.32 ± 0.08[d]	0.50 ± 0.23	0.14 ± 0.13[e]
Bile	0.41 ± 0.21	1.35 ± 0.51[d]	2.71 ± 0.58[e]	12.03 ± 4.83[e]
CSF	0.02 ± 0.03	0.03 ± 0.05	0.06 ± 0.05	0.04 ± 0.04

[a]Data from Hart et al. (ref. 13).

[b]Mean ± SD (N = 3).

[c]Mean ± SD (N = 4).

[d]$p < 0.05$ compared with 6 hr.

[e]$p < 0.01$

Table 5. Percent administered radioactivity remaining in tissues of Dogfish shark with time after intravenous injection of ^{14}C-2, 4, 5, 2^{1}, 5^{1} -pentachlorobiphenyl (0.03 mg/kg)[a]

Tissue	Time after injection			
	6 hr[b]	24 hr[b]	3 days[b]	7 days[c]
Liver	75.22 ± 6.11	94.02 ± 24.65	79.55 ± 12.77	89.42 ± 11.17
Kidney	0.43 ± 0.16	0.06 ± 0.01	0.06 ± 0.01	0.06 ± 0.02
Salt gland	0.08 ± 0.02	0.02 ± 0.002	0.01 ± 0.001	0.01 ± 0.001
Pancreas	0.25 ± 0.03	0.05 ± 0.02	0.05 ± 0.02	0.03 ± 0.004
Spleen	0.21 ± 0.04	0.08 ± 0.02	0.06 ± 0.02	0.07 ± 0.03
Brain	0.03 ± 0.01	0.03 ± 0.01	0.01 ± 0.001	0.01 ± 0.002
Heart	0.05 ± 0.01	0.01 ± 0.002	0.02 ± 0.004	0.01 ± 0.003
Mean total recovery	76.3%	94.3%	79.8%	89.6%

[a]Data from Hart et al. (ref. 13).

[b]Mean ± SD (N = 3).

[c]Mean ± SD (N = 4).

GENP 005846

774494

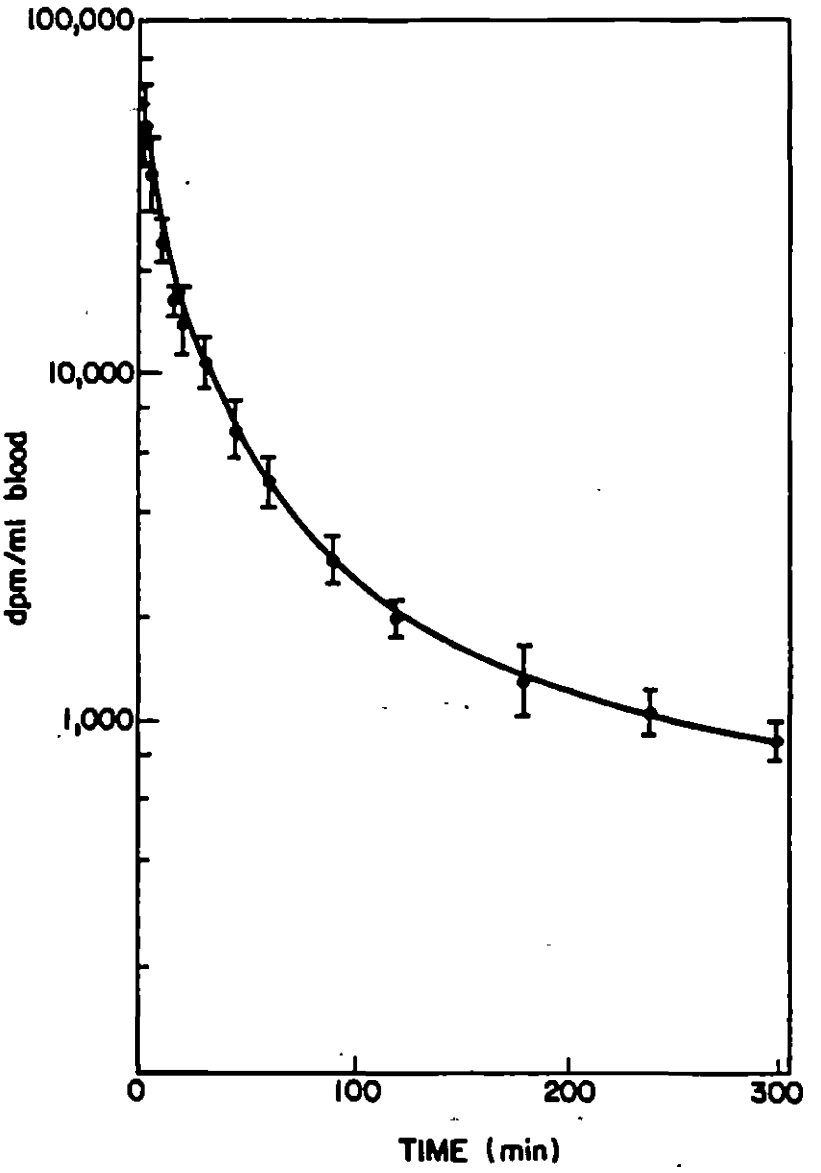

Figure 1. Decline in blood activity following the intravenous administration of ^{14}C-2, 4, 5, 2^{1}, 5^{1}-PCB.

GENP 005847

774495

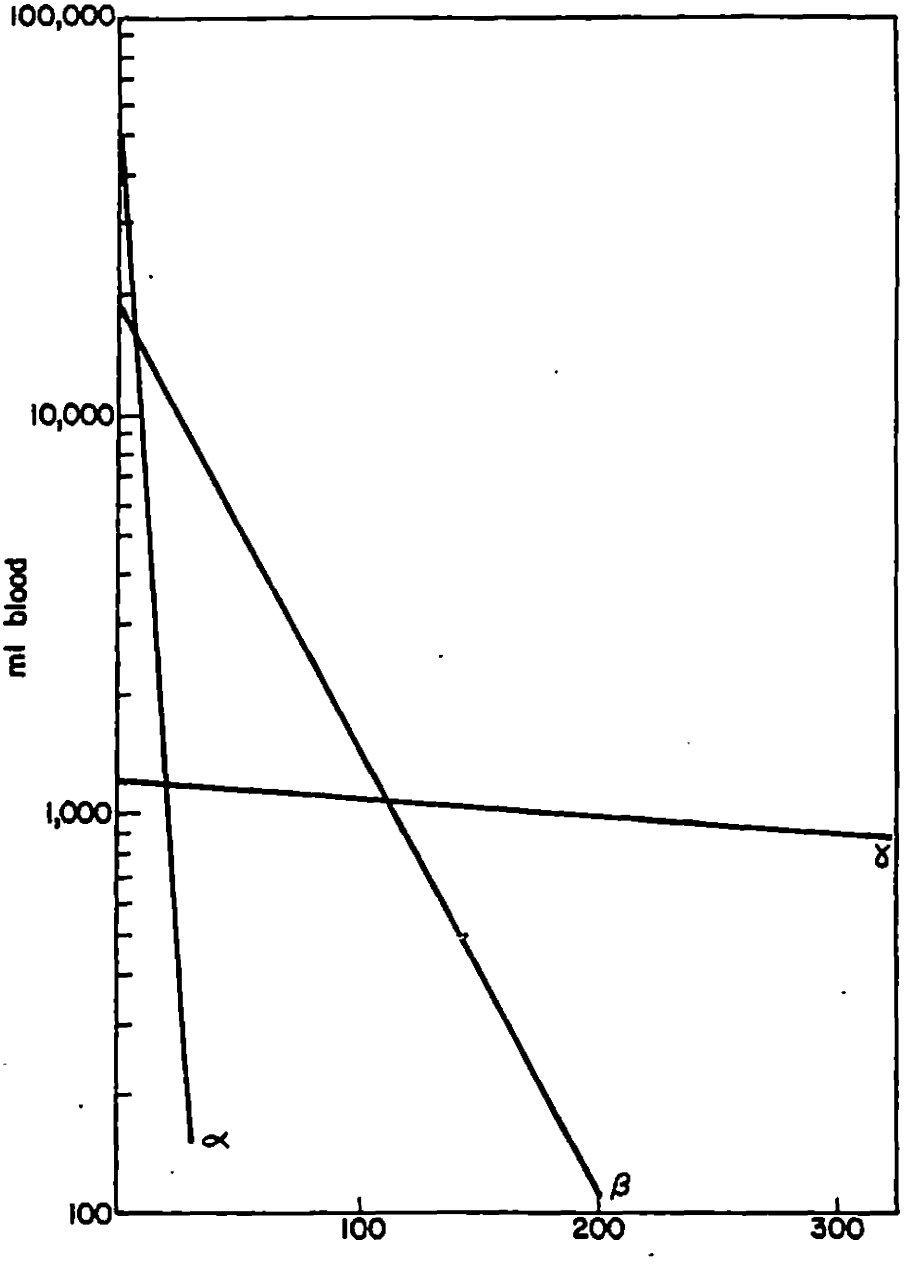

Figure 2. Three components of blood decay curve.

GENP 005848

774496

Microsomes prepared from lobster hepatopancreas had no detectable aniline hydroxylase, benzphetamine N-demethylase, 7-ethoxycoumarin O-deethylase, or benzpyrene hydroxylase activity (table 6), whereas dogfish shark liver microsomes had appreciable (but low, relative to the little skate, *Raja erinacea*, another marine elasmobranch indigenous to Maine) mixed-function oxidase activity toward each substrate tested. These assays were run at 30° C, the optimal in vitro temperature for 7-ethoxycoumarin O-deethylation in the dogfish (ref. 8). At 12° C, which is within the range of summer water temperature in Maine, specific 7-ethoxycoumarin O-deethylase activity was only about 20 percent of that found at 30° C.

DISCUSSION

Although the accumulation and toxicity of commercial PCB mixtures, consisting of many isomers of varying chlorine content, were demonstrated in many aquatic species (refs. 15-22) few such studies have utilized single, purified PCB isomers. Hutzinger et al. (ref. 23) demonstrated that 4-chlorobiphenyl, 4,4′-dichlorobiphenyl, and 2,2′,5,5′-tetrachlorobiphenyl were hydroxylated by rat and pigeon but not by brook trout, a freshwater species. No hydroxylated metabolites of 2,2′,4,4′,5,5′-hexachlorobiphenyl were found in rat, pigeon, or brook trout.

In previous studies from our laboratory, we found that many marine species have some hepatic microsomal mixed-function oxidase activity, but that this activity is generally considerably lower than that found in mammalian liver (refs. 8, 24-26). Reduced rates of oxidative xenobiotic metabolism in marine vertebrates and invertebrates would partially account for the persistence of lipophilic compounds, such as the PCB's, in these species.

The distribution, excretion, and metabolism of ^{14}C-2,4,5,2′,5′-PCB in the rat was studied by Matthews et al. (refs. 27-31), working in our laboratory. This compound is metabolized readily by rats and the major metabolites are 3-hydroxy-, 3′,4′-dihydroxy-, and 3′,4′-dihydro-3′,4′-dihydroxy-2,4,5,2′,5′-pentachlorobiphenyls; the first half-life in rats is only about 2.5 days. This varies markedly from both the lobster (tables 2 and 3) and the dogfish shark (tables 4 and 5), where excretion of radioactivity occurs very slowly and the fatty hepatopancreas and liver, respectively, act as storage depots for ^{14}C-2,4,5,2′,5′-PCB.

The very slow metabolism (and excretion) of ^{14}C-2,4,5,2′,5′-PCB in the lobster is probably related to the very low microsomal mixed-function oxidase activities of lobster hepatopancreas (table 6). In separate experiments, we found only traces of benzpyrene hydroxylase or aniline hydroxylase activity in gill or hepatopancreas homogenate. The much lower concentrations of PCB's (tables 1 and 2) in lobster muscle and dogfish muscle (vs. hepatopancreas or egg mass) suggest that portions of marine species might be used for foodstuffs even in certain organs exceed the FDA recommended

Table 6. Mixed-function oxidase activity in lobster hepatopancreas and dogfish shark liver microsomes[a]

Species	Aniline Hydroxylase[b]	Benzphetamine N-demethylase[b]	7-Ethoxycoumarin O-deethylase[b]	Benzpyrene Hydroxylase
Lobster, *Homarus americanus*	0.01 (3)[d,e]	0.06 (3)	0.01 (3)	0.01 (3)
Dogfish Shark, *Squalus acanthias*	0.07 ± 0.01 (3)[f]	0.15 ± 0.05 (3)	0.08 ± 0.02 (3)	0.07 ± 0.02 (3)

[a]Data taken from Pohl et al. (ref. 8).

[b]Nmoles/min/mg microsomal protein.

[c]Fluorescence units/min/mg microsomal protein.

[d]Minimum metabolism detected by assay procedure used.

[e]Microsomes from three lobsters were tested separately.

[f]Mean ± SD (N).

GENP 005849

774497

PCB levels, provided that care is taken in preparation and that no PCB metabolites or degradation products with high toxicity to humans are present (ref. 32).

Although hepatic microsomes from dogfish shark have mixed-function oxidase activity, this activity is low relative to mammals and some other marine species (ref. 8). Furthermore, dogfish liver is very fatty and the microsomal protein yield is very low (only 1-3 mg protein/g liver vs. 6-15 mg/g liver in the little skate), meaning that whole liver xenobiotic-metabolizing activity per gram tissue in the dogfish is even lower relative to the skate than is specific activity (per mg microsomal protein).

The liver appears to function both as the major site of ^{14}C-2,4,5,2′,5′-PCB uptake and storage in the dogfish shark, probably due to its high lipid content. The delayed excretion may be related to poor partitioning of the compound from liver lipid into metabolically active parenchymal cells, and to the low mixed-function oxidase activity, especially at 12° to 15° C which is the Maine water temperature in summer.

The persistence of trace doses of ^{14}C-2,4,5,2′,5′-PCB, an isomer that is metabolized rapidly by rats, in the two marine species studied suggests that the problem of PCB residues in marine and freshwater species will be with us for some time, especially in the face of continued PCB release into the aquatic environment.

ACKNOWLEDGMENT

We are grateful to Ms. S. Bend, Ms. T. Devereux, and Ms. R. Pohl for excellent technical assistance and to Dr. J. Haseman for the statistical analysis.

REFERENCES

1. O. Hutzinger, S. Safe, and V. Zitko, *The Chemistry of PCB's*, CRC Press, 1974.
2. S. Jensen, "Report of a New Chemical Hazard," *New Scientist*, Vol. 32 (1972), pp. 39-45.
3. R. W. Risebrough, and B. de Lappe, "Accumulation of Polychlorinated Biphenyls in Ecosystems," *Environ. Health Perspect.*, Vol. 1 (1972), pp. 39-45.
4. H. A. Price, and R. L. Welch, "Occurrence of Polychlorinated Biphenyls in Humans," *Environ. Health Perspect.*, Vol. 1 (1972), pp. 73-78.
5. G. R. Harvey, W. G. Steinhauer, and J. M. Teal, "Polychlorobiphenyls in North Atlantic Ocean Water," *Science*, Vol. 180 (1973), pp. 643-644.
6. R. H. Adamson, and A. M. Guarino, "Natural Levels of DDT-Related Compounds and Polychlorinated Biphenyls (PCB's) in Various Marine Species," *Bull. Mt. Desert Island Biol. Lab.*, Vol. 12 (1972), pp. 6-9.
7. D. Sissons, and D. Welti, "Structural Identification of Polychlorinated Biphenyls in Commercial Mixtures by Gas-Liquid Chromatography, Nuclear Magnetic Resonance, and Mass Spectrometry," *J. Chromatography*, Vol. 60 (1971), pp. 15-32.
8. R. J. Pohl, J. R. Bend, A. M. Guarino, and J. R. Fouts, "Hepatic Microsomal Mixed-Function Oxidase Activity of Several Marine Species from Coastal Maine," *Drug Metab. Disposition*, Vol. 2 (1974), pp. 545-555.
9. J. A. Armour, and J. A. Burke, "A Method for Separating Polychlorinated Biphenyls From DDT and Its Analogs," *J. Assoc. Official Anal. Chem.*, Vol. 53 (1970), pp. 761-768.
10. *Pesticide Analytical Manual 1968*, Vol. I, Sections 211-13a, 221.14, 221.15. Food and Drug Administration, U.S. Department of Health, Education and Welfare, second edition.
11. A. M. Guarino, J. B. Pritchard, J. B. Anderson, and D. P. Rall, "Tissue Distribution of [^{14}C] DDT in the Lobster After Administration via Intravascular or Oral Routes or After Exposure From Ambient Sea Water," *Toxicol. Appl. Pharmacol.*, Vol. 29 (1974), pp. 277-288.
12. J. R. Bend, S. G. Bend, A. M. Guarino, D. P. Rall, and J. R. Fouts, "Distribution of ^{14}C-2,4,5,2′,5′-Pentachlorobiphenyl in the Lobster *Homarus americanus* after a Single Injection Into the Pericardial Sinus," *Bull. Mt. Desert Island Biol. Lab.*, Vol. 13 (1973), pp. 1-4.
13. L. G. Hart, J. R. Fouts, and J. R. Bend, "Distribution and Blood Disappearance of ^{14}C-2,4,5,2′,5′-Pentachlorobiphenyl in the Dogfish Shark *squalus acanthias* After Intravascular Administration," *Bull. Mt. Desert Island Biol. Lab.*, Vol. 13 (1973), pp. 56-59.
14. B. H. Dvorchik, and T. H. Maren, "The Fate of p,p′-DDT [2,2-bis(*p*-chlorophenyl)-1,1,1-trichloroethane] in the Dogfish, *Squalus acanthias*," *Comp. Biochem. Physiol.*, Vol. 42A (1972), pp. 205-211.
15. D. J. Hansen, P. R. Parrish, J. I. Lowe, A. J. Wilson, Jr., and P. D. Wilson, "Chronic Toxicity, Uptake, and Retention of Aroclor 1254 in Two Estuarine Fishes," *Bull. Environ. Cont. Toxicol.* Vol. 6 (1971), pp. 113-119.
16. M. L. Hattula, and O. Karlog, "Toxicity of Polychlorinated Biphenyls (PCB) to Goldfish," *Acta Pharmacol. Toxicol.*, Vol. 31 (1972), pp. 238-240.
17. N. Johansson, A. Larsson, and K. Lewander, "Metabolic Effects of PCB (Polychlorinated Biphenyls) on

GENP 005850

774498

the Brown Trout (*Salmo trutta*)," *Comp. Gen. Pharmacol.*, Vol. 3 (1972), pp. 310-314.
18. W. B. Kinter, L. S. Merkens, R. H. Janicki, and A. M. Guarino, "Studies on the Mechanism of Toxicity of DDT and Polychlorinated Biphenyls (PCB's): Disruption of Osmoregulation in Marine Fish," *Environ. Health Perspect.*, Vol. 1 (1972), pp. 169-173.
19. V. Zitko, "Uptake of Chlorinated Paraffins and PCB from Suspended Solids and Food by Juvenile Atlantic Salmon," *Bull. Environ. Cont. Toxicol.* Vol. 12 (1974), pp. 406-412.
20. D. R. Nimmo, J. Forester, P. T. Heitmuller, and G. H. Cook, "Accumulation of Aroclor 1254 in Grass Shrimp (*Palaemonetes pugio*) in Laboratory and Field Exposures," *Bull. Environ. Cont. Toxicol.* Vol. 11 (1974), pp. 303-308.
21. A. J. Lieb, D. D. Bills, and R. O. Sinnhuber, "Accumulation of Dietary Polychlorinated Biphenyls (Aroclor 1254) by Rainbow Trout (*Salmo gairdneri*)," *J. Agric. Food Chem.*, Vol. 22 (1974), pp. 633-642.
22. H. Nestel, and J. Budd, "Chronic Oral Exposure of Rainbow Trout (*Salmo gairdneri*) to a Polychlorinated Biphenyl (Aroclor 1254): Pathological Effects," *Canad. J. Comp. Medicine*, Vol. 39 (1975), pp. 208-215.
23. O. Hutzinger, D. M. Nash, S. Safe, A. S. W. De Freitas, R. J. Norstrom, D. J. Wildish, and V. Zitko, "Polychlorinated Biphenyls: Metabolic Behavior of Pure Isomers in Pigeons, Rats, and Brook Trout," *Science*, Vol. 178 (1972), pp. 312-314.
24. J. R. Bend, R. J. Pohl, and J. R. Fouts, "Further Studies of the Microsomal Mixed-Function Oxidase System of the Little Skate, *Raja erinacea*, Including Its Response to Some Xenobiotics," *Bull. Mt. Desert Biol. Lab.*, Vol. 13 (1973), pp. 9-13.
25. R. J. Pohl, J. R. Bend, T. R. Devereux, and J. R. Fouts, "Hepatic Chemical and Drug Metabolizing Enzymes in Coastal Maine Marine Species," *Bull. Mt. Desert Island Biol. Lab.*, Vol. 13 (1973), pp. 94-98.
26. R. J. Pohl, J. R. Fouts, and J. R. Bend, "Response of Hepatic Microsomal Mixed-Function Oxidases in the Little Skate, *Raja erinacea*, and the Winter Flounder, *Pseudopleuronectes americanus* to Pretreatment with TCDD (2,3,7,8-Tetrachlorodibenzo-*p*-dioxin) or DBA (1,2,3,4-Dibenzanthracent)," *Bull. Mt. Desert Island Biol. Lab.*, in press.
27. H. B. Matthews, P. R. Chen, H. M. Mehendale, and M. W. Anderson, "The Metabolism, Storage, and Excretion of Highly Chlorinated Compounds by Mammals," ACS Symposium Series No. 2., Mechanism of Pesticide Action, American Chemical Society, 1974, pp. 54-68.
28. P. R. Chen, and H. B. Matthews, "Metabolism and Excretion of 2,4,5,2',5'-Pentachlorobiphenyl (PCB) in the Male Rat," *Toxicol. Appl. Pharmacol.*, Vol. 29 (1974), p. 88.
29. H. B. Matthews, and M. W. Anderson, "The Distribution and Excretion of 2,4,5,2',5'-Pentachlorobiphenyl in the Rat," *Drug Metab. Disposition*, Vol. 3 (1975), pp. 211-219.
30. H. B. Matthews, and M. W. Anderson, "Effect of Chlorination on the Distribution and Excretion of Polychlorinated Biphenyls," *Drug Metab. Disposition*, Vol. 3 (1975), pp. 371-380.
31. H. B. Matthews, "PCB Chlorination vs. PCB Distribution and Excretion," this conference.
32. J. D. McKinney, "Correlating Biological Effects with Chemical Structure," this conference.

GENP 005851

774499

20 November 1975

Session V:

ECONOMICS AND SUBSTITUTES

Warren Muir, Ph.D.*
Session Chairman

GENP 005852

*Senior Staff Member for Environmental Health, Council on Environmental Quality, Washington, D.C.

Preceding page blank

774500

INTRODUCTORY REMARKS

Warren Muir, Ph.D.

I guess we have all had an opportunity to hear about health and ecological impact and other aspects of PCB's in the last day and a half. The history of PCB's, as I am sure most of you are aware, is several years old. By 1971 and 1972 there was sufficient concern over their potential environmental effects that a Federal task force was created under the sponsorship of the Council on Environmental Quality and the Federal Council for Science and Technology, which looked into the situation and made a variety of recommendations.

In addition, at that time the Monsanto Chemical Company developed a restricted sales policy with regard to uses of PCB's, and also shortly thereafter, the Organization for Economic Cooperation and Development had an international agreement with regard to uses of PCB.

All of these actions were directed in one fashion or another toward inappropriate uses of the chemical. Yet, as of this date, there is no Federal authority to control the use of these chemicals, despite 5 years of consideration of toxic substances control legislation.

This particular session of the conference deals with economics and substitutes; we will have a presentation or a brief description of two economic case studies that have been done on PCB's, and then several speakers will discuss the substitutability or nonsubstitutability for uses of PCB's.

In dealing with environmental problems such as PCB's and a variety of other chemicals, I am sure you are aware that there is a great deal of scientific uncertainty with regard to particular health or ecological impacts. For example, there is a certain amount of uncertainty as to whether or not something is carcinogenic or whether it can bioaccumulate.

There typically appears to be, however, a much greater uncertainty about the economic implications or the economic impacts of any action that might be taken to mitigate the suspected problems. Much of this arises from uncertainty, about substitutes and also about the inability to predict the actual individual or corporate responses that would be made under a given type of regulatory action or other type of mitigating action. Thus in my view, there is much greater economic uncertainty in many of these issues than there is scientific uncertainty.

Also, irrespective of all the uncertainties, we know that the further along in the chemical marketing and development process, the longer it has been manufactured, and the larger the market, generally the greater the health and environmental effects of the particular chemicals and the greater the economic impact there is of mitigating action, to the extent that they are necessary.

Thus, if we are to deal with problems such as PCB's, we must change our approach toward environmental chemical problems; we must get out of a reactive posture. We must undertake the task of identifying potential hazardous chemicals early in the development process. By so doing, health and ecological problems can be avoided before they develop. And, by so doing, the economic dislocation and impacts from any potential regulatory action will be eliminated or minimized to the benefit of all.

Preceding page blank

GENP 005853

774501

PCB's IN CAPACITOR APPLICATIONS

Richard L. Rollins*

Abstract

Alternating current (AC) capacitors have used a grade of polychlorinated biphenyls (PCB's) since the 1930's. Long life, high reliability and a high degree of flame retardancy are imparted to the capacitors by these fluids.

The latter characteristic is very important in applications where high exposure to the general population exists such as in fluorescent lights and television sets. The main disadvantage with the fluid is its long persistence in nature. When the capacitor industry became aware of the environmental problem, it generated guidelines for handling and disposal of the material, then voluntarily imposed these restrictions upon itself. Now of the 70,000 pounds per day processed, only 7 pounds are being discharged into plant water effluents. Liquid waste materials are sent to proper incineration facilities and solid waste materials are placed in sanitary landfills to prevent escape into the environment. For 4 years the industry has been using a significantly more biodegradable grade of Aroclor identified as 1016 by Monsanto. In that time, Aroclor 1016 has not been identified as a PCB commonly found in the environment. Non-PCB materials are continuing to be evaluated, but there are not dielectric fluids available today which can be considered an acceptable substitute for PCB's in the broad range of AC capacitors.

On behalf of the electronic industrial association and the manufacturers of PCB capacitors, I appreciate this opportunity to present our point of view. I will discuss PCB capacitors, the industry's response to the environmental problem, and possible alternative candidates to PCB's.

Manufacturers of AC capacitors have used PCB's since the early 1930's, and have used them almost exclusively since World War II. They are presently used, for example, in capacitors for fluorescent lighting, air conditioners, and television sets. These capacitors are in the plant where you work, in the home, and in public gathering facilities. They are therefore near you a high percentage of the time. Manufacturers are very cognizant of their responsiblities in providing a capacitor that will operate satisfactorily in these applications for providing long life and high reliability at a reasonable cost.

*Vice President for Engineering, Jard Corporation, Bennington, Vermont.

The consequence of these requirements in a competitive marketplace is that the products and their components are constantly being reevaluated to increase life, increase reliability, decrease size, and decrease cost. The capacitor manufacturer indeed daily sees pressures for improvements. It is, therefore, an obvious question to ask why are PCB's still used after 40 years during which the best capacitor research and development scientists in the United States were constantly seeking substitutes.

One of the reasons lies in the nonflammability of the PCB material. Because of applications, such as lighting, where personnel and equipment safety are paramount, capacitors must be manufactured since they not only fail infrequently but also fail safely. In applications such as the World Trade Center in New York, where 250,000 fluorescent lights are installed, it is obvious that high reliability and a nonflammable capacitor characteristic are mandatory.

A capacitor which fails violently and contains a flammable fluid could create a serious problem, especially in densely populated buildings, giving visions of a towering inferno. The Consumer Products Safety Commission, as an example, has shown considerable concern over television set fires and has requested Underwriters' Laboratories to develop standards for safety for television set receivers.

A second reason lies in the reliability of the product as it is known today. Presently, the capacitors our companies manufacture have a survival rate per year greater than 99.9988 percent. The requirement that more than 95 percent of our capacitors must survive after 13 years of normal application conditions must also be met.

The test time and the amount of test necessary to guarantee the above reliability is mind boggling to say the least. Many thousands of units and millions of unit hours at or referred to application conditions are required to satisfy our statisticians that any change in product will conform to these present day standards.

Even with the large amount of previous testing and history on the PCB-containing capacitor, there have been many instances which despite all controls in existence cause consumer concern due to extreme failure rates. That is at a rate greater than 10 percent.

The first occurred in 1957, when a variation in the quality of the PCB fluid, as synthesized, resulted in a highly unstable capacitor. Standard analytical tests in use at the time did not detect the quality difference. The result was a large number of capacitors failing in a very short period of application life.

GENP 005854

774502

The consequence was the requirement by the customer that the capacitor manufacturer not only provide compensation for the cost of the capacitor, but the cost of the equipment which contained the capacitor, plus the labor charge for placing the equipment in the installation. The total replacement cost the manufacturer 100 times the original price of the capacitor.

The second instance of numerous failures occurred 6 years later, this time involving the capacitors of most manufacturers. In this circumstance reduced-size capacitors were tested and approved by industry-accepted accelerated life testing and a new size was shipped to customers.

Approximately 1 year later, up to 15 percent of these capacitors began failing in some applications. A subsequent modification in the accelerated-life testing based upon findings in the field failure analyses now provides proper screening to eliminate the chance of such a problem occurring. Therefore the AC capacitor industry now does very extensive evaluations before releasing new designs or using new materials.

The capacitor industry became aware that PCB's were possible environmental problems in 1970. Soon thereafter, in 1971, a committee was formed under the sponsorship of the American National Standards Institute, ANSI, to develop standard industry guidelines for the handling and disposal of capacitor grade PCB's. An interim standard was published as an official standard proposal by the National Electric Manufacturers Association, NEMA, in January 1973. And a final document, C107.1 1974, was published in January 1974.

Briefly, properly planned housekeeping, considerations for employee safety, and scrap disposal procedures were detailed. Today, to the best of my knowledge, all manufacturers of PCB capacitors in the United States have applied these guidelines for the handling and disposal of PCB's.

The success of the manufacturer's control in handling practices is apparent from the fact that of the approximately 70,000 pounds per day used, less than .01 percent or 7 pounds per day is discharged into the water effluents of the plants. The ANSI guidelines also recommended that the capacitor companies change from Aroclor 1242 to a PCB with less toxic effects which Monsanto identified as Aroclor 1016.

Here it must be pointed out that various grades of PCB's cannot, as so often is assumed, be classified as having the same chemical, physical, or biological characteristics. For instance, in "A Comparative Study of Two Chlorinated Biphenyl Mixtures . . ." by Goldstein et al., significant differences were shown to exist in the biological effects of Aroclor 1242 and 1016 on equal doses of the two mixtures. Aroclor 1016 also reduces by greater than 94 percent those higher homologs existing in Aroclor 1242 which were the most persistent in nature. With these benefits, and without sacrificing the capacitor characteristics, all capacitor manufacturers began using the new material by 1972, despite the fact that it was 50 percent more expensive.

After 4 years of use by the capacitor industries, Aroclor 1016 has not been identified as a PCB that is commonly found in the environment. Nor should it be suspected that 1016 would be commonly found, because the industry is exercising control over waste disposal from its capacitors, so that there is little or no opportunity for leaking PCB's.

Our industry believes it is much more important to reduce the environmental problems and to allow continued use of the capacitor-grade PCB than to be concerned with the material cost increase and immediately turn to a substitute which is not thoroughly evaluated and may be flammable.

Alternates have been considered ever since the original introduction of PCB's. The substitutes must be not only a satisfactory dielectric fluid providing acceptable life, reliability, and safety, but in addition must not cause environmental problems. Our experience with PCB's has demonstrated that some material will escape into the environment through processing and handling. Therefore, alternate fluids must be evaluated on this basis. The effects on man and his environment must be determined before the product is introduced. It would be a very serious error to replace capacitor-grade PCB's with a fluid which eventually becomes a greater threat to man.

Further PCB modification which would provide even less toxicity and persistence in nature but still maintain good dielectric properties and good nonflammability would seem to be one alternative to Aroclor 1016. Our companies respectfully urge Monsanto to pursue this possibility.

Non-PCB alternatives are now being offered and suggested. Some are new and some have been available for many years. The industry's position on these is as follows.

Mineral oil is a flammable fluid which was replaced by PCB's in the 1930's. Capacitors using it are 50 to 100 percent larger, much less reliable, and much less safe than those using PCB's. The substitution of mineral oil necessitates redesign of equipment to utilize the larger capacitor, an increase in the capacitor manufacture facility, and will result in increased use of basic materials which are presently in short supply.

Modified synthetic hydrocarbon oils have been developed which while flammable would allow capacitors to approximate today's size. Samples have been dis-

774503

tributed for testing, but the material is not commercially available.

Phthalate ester, also a flammable fluid and also with biodegradability problems, has been used in certain restricted applications where conditions of limited temperatures exist. The unknown factors of reliability and safety in the broad consumer use areas such as lighting now prevent its use. Evaluations, however, are continuing.

Substituted aromatic compounds are possible candidates, and one has been proposed that has less fire resistance than PCB's; it is suggested to be a good dielectric fluid but only for high-voltage power factor correction. This, to our estimation, represents only 17 percent of the PCB used in closed systems, and leaves completely unanswered an alternative or alternatives for the remaining 83 percent of the applications. Some material has been produced but the fluid has not been made commercially available. In fact, our companies are having trouble obtaining samples from the manufacturer. When samples become available, the time-consuming testing can begin. It has been estimated that 3 years are required before final commercial use after initial testing of a change in capacitor fluids.

Also proposed for limited applications is the use of a plastic film replacing the kraft paper dielectric in the AC capacitor. Although evaluations with the highest quality film have been underway for more than 2 years using the current processing techniques, the reliability of the product is only 1/20th of that of present capacitors in most applications. Significant additional testing is required to determine if the cause of poor reliability is totally inherent or if improvements can be made by modifications in capacitor design.

In summary, there are no commercially available fluids which today can be considered a totally acceptable substitute for PCB's in the broad range of AC capacitors, nor are there substitute dielectric systems which would satisfy the requirements of reliability and safety in most applications.

I would like to reiterate that our companies have shown responsiveness to the environmental problems of PCB's by the following actions.

1. Working as a group with government and consumers in providing guidelines for proper handling and disposal of capacitor- and transformer-grade PCB's.
2. Reducing discharge levels of PCB's in a 16-capacitor plant. Further reductions are now being planned.
3. Converting to a more expensive grade of PCB's which is less persistent and has less toxic effects.

Finally significant differences do exist between Aroclor 1016, which capacitor manufacturers are now using, and material which is predominantly being found in the environment. Our industry believes that all concerned should be aware of the differences.

We respectfully urge this awareness in environmental studies and in drafting of regulations.

GENP 005856

THE ECONOMIC IMPACT OF A BAN ON POLYCHLORINATED BIPHENYLS

Duncan MacArthur* and Stephen F. Nagy†

Abstract

The study described below assessed the effects of a hypothetical total ban on PCB's. In order to compile a realistic scenario, the proposed Toxic Substances Control Act was used as a model. A complete phaseout was estimated to take 76 months, and would involve publication of rules, testing, hearings, halting of imports and manufacturing of PCB's, and depletion of stocks of PCB-containing products.

Mineral oil was assumed to be the primary substitute for PCB's, since a major technological breakthrough in the development of alternate fluids is unlikely in the near future.

Minimum estimates are given for the one-time and annual capital expenditures by industry of a ban on PCB's, and for the primary and secondary impact costs. Intangible issues, such as the effect of a PCB ban on public safety, are also discussed.

In the course of our work with private and public clients, we have examined polychlorinated biphenyls, PCB's, in a number of areas, ranging from product design to economic impact. The work to be discussed here was completed in 1975 as part of a study to examine the effects of the proposed Toxic Substances Controls Act, as illustrated by Senate Bill S776 (20 Feb. 75).

We selected as an example a case study to completely ban an existing product following the procedures outlined in the proposed bill. We use the case study for following reasons. It provides an example of the complete analysis required to assess the impact of a ban; it illustrates the direct and secondary impact on industry; and it enables us to estimate the economic consequences of a ban on one specific product. In our study, we also highlighted the unquantifiable factors.

In our methodology, and again this was done in the early part of the year, we assume all the steps in the proposed Toxic Substance Control Act as illustrated by Senate Bill S776 are taken. The end result of this is a total ban on PCB manufacture and use. We selected PCB's for illustrative purposes only. Our discussion was not intended to reflect on the actual health or environmental aspects of the example product.

*Associate Research Director, Foster D. Snell, Inc., Division of Booz, Allen, & Hamilton, Inc., New York, New York.

†Research Director, Foster D. Snell, Inc., Division of Booz, Allen, & Hamilton, Inc., New York, New York.

The scenario for banning the product is estimated to require about 76 months for complete phaseout of product use. Thirty-eight months were estimated for publications of the rules, testing, hearings, and so forth. The key element in this period is the 24-month period that we estimated would be required for testing. The key element in months 39 through 76 is phasing out the sale of some manufactured goods, particularly appliances. We also assumed that no legal action would be taken by industry until publication of the final ban on substances occurring after the 38 months of testing and hearings.

A possibility in the scenario of the second 38 months is that industry requests a judicial review but complies with the review. We estimated the judicial review takes 2 years and results in a complete product ban. In the second 38-month period the following types of activity would go on: documentation for control purposes; monitoring of shipments; limitation of stockpiling of PCB products; refining methods to prevent PCB's from entering the environment, such as controlled use and control proposal; stopping the production and import of PCB's or equipment containing PCB's, and finally banning the manufacture and sale of PCB-containing products.

In the analysis of our PCB's we have tried to consider the complete life cycle of the product. PCB's are produced by one manufacturer in the United States—the trade name is Aroclor—and about 40.5 million pounds were produced in 1974. The sale of PCB's is currently restricted to electrical use and casting waxes. In the past they were used as transfer fluids from heat exchangers, hydraulic fluids, and so forth. However, as you know, to avoid potential adverse environmental impact, Monsanto restricted domestic and export sales in 1972 to electric installation equipment applications in which the product is enclosed in a relatively well-maintained container throughout its use. Monsanto and others offer PCB disposal service.

We found that PCB applications are characterized by their long-term utilization with the majority controlled by utilities. Transformers, for example, were reported to last 20 to 30 years, and capacitors to last 7 to 10 years.

The number of transformer manufacturers vary; anywhere from 2 to 10 have produced PCB-containing transformers. Primary use is as nonflammable electric insulating oil. Previous estimates report approximately 5,000 transformers were produced per year with an aver-

774505

GENP 005857

age PCB amount of about 5,000 pounds per transformer. Value of shipments (1974 data) is estimated at $35 to $45 million.

The number of people using capacitors varies. Estimates range from 16 up to 50 capacitor manufacturers. There are approximately 90 to 100 million units per year produced with a value about $105 to $147 million. There are primarily two types: large utility capacitors, using about 9 to 13 million pounds of PCB's per year, and small industrial capacitors, using about 17 million pounds per year.

In the case of casting wax, there is only one manufacturer in the United States. PCB's represent 30 percent of the components of the wax. The annual usage is about half a million pounds. Primarily, it is imported. We also found another indirect importation of PCB's—in capacitors in electrical equipment.

The primary transformer users are utilities; others include manufacturers of and users of electrically powered rail equipment, furnace equipment, and electrostatic precipitators. About 85 percent of PCB transformers are used as network transformers by the utilities, and we estimate that approximately 90 percent of the transformer uses are controlled by the utilities, either through ownership or service contracts.

With respect to the capacitor users, electric utilities use large capacitors and manufacturers and consumers of goods use small capacitors. Electric utilities use them primarily for power factor correction, and smaller units are used for starting and other uses such as fluorescent lighting. We estimate that about 2 to 3 percent of large capacitors are consumed as replacements and about 5 to 10 percent of the small capacitors were consumed as replacements.

With respect to the casting wax, approximately 98 percent of that is now recycled and the people in the business maintain that the remaining 2 percent that is left in the mold is destroyed when the mold is prepared at high temperatures.

The final step is disposal. Monsanto and others have specialized incinerator facilities for PCB liquids, primarily for large uses such as transformers and capacitors used by utilities.

The ban of PCB's was estimated to result in a one-time cost of $13.7 million. There would be additional expenditures of $110 million annually. The ban would also affect regulatory codes, public safety, and other intangible areas, and, as always, the net result would be an increase in consumer costs.

The primary impact, which is on the manufacturer and users, is estimated at $8.8 billion for one-time costs and approximately $16 million for annual costs. Key elements in this, surprisingly enough, were "red tape" required by Senate Bill S776. There are also disposal costs, plant rebuild costs, and salary costs.

Secondary impact on users of PCB's, PCB-containing products or services, and disposal organizations is estimated at $4.9 billion for one-time costs and $93 billion for annual costs. Elements of secondary impacts are primarily new plant rebuilds for increasing the capacitor output of the United States, disposal, and the increased cost of substitutes.

The annual costs reflect the forecasted increased costs of electrical equipment manufacture and use, including replacements of existing equipment. Since the lifetime of large transformers and capacitors is 20 to 30 years, the additional annual cost, over $110 million, was forecast for the same period.

In the proposed 38-month time period, industry representatives indicated that for primary and secondary transformer use, there would essentially be a shift to mineral oil as a replacement for PCB's, since the environment and performance characteristics of other substitutes are not thoroughly researched. Major technological breakthroughs, such as development of substitute fluids, were not forecast.

We did use minimum cost estimates. The cost of replacing a PCB transformer, for example—not necessarily the transformer but the vault which is surrounded by the building—has been estimated as varying anywhere from $5,000 to $50,000. We used a figure of about $10,000, which we consider low and very conservative.

The economic impact of changing the regulatory codes cannot be accurately quantified without a detailed survey. However, the impact of the changeover for those localities with regulations was estimated not to cause major dislocation in building activities. We do know that many cities permit only nonflammable, essentially PCB, electrical equipment to be installed in tall buildings; however, others do permit non-PCB transformers with a vault.

Intangible issues include public safety, which would be impacted by a ban on PCB's. Analysis would require a detailed analysis of the tradeoffs between the benefits of the product versus the benefits of the ban. Electrically driven trains use PCB transformers and it has been reported that the flammable liquid in the transformer would be a potential hazard. Uses of other transformers in rail cars, if possible, would require redesign and overhaul of existing equipment. Use of large quantities—over 20 gallons of liquid—in buildings would present a potential danger even in walls. Insurance underwriters have reportedly studied the problem but nothing has been presented as a request to change rates.

Other intangible areas are in replacements for all types of equipment. Dry transformers, for example, are

GENP 005858

774506

reported to have a low reliability. There are also specific areas, such as replacement capacitors for compact equipment in which the capacitors cannot be replaced with a non-PCB-containing unit similar in size and characteristics, forcing either salvage or scrappage of the equipment.

In assessing all these costs, we forecasted pass-through to the consumer.

GENP 005859

774507

THE USE OF DOW CORNING® Q2-1090 DIELECTRIC LIQUID IN POWER TRANSFORMERS

Richard H. Montgomery*

Abstract

Dow Corning has developed Q2-1090 Dielectric Liquid to replace askarels in transformers. Five years of laboratory and field testing have shown it to be both efficient and safe. It is now being sold in commercial quantities both for new transformers and for retrofilling old transformers. With some redesign, competitive entries, and further restrictions on PCB use anticipated, it is expected to have favorable economics. A 3- to 5-year phase-in to completely commercially qualify the liquid in all applications is planned.

Thank you for the opportunity to come here today to represent the silicone industry, which in the United States consists of the Dow Corning Corporation, the General Electric Corporation, Union Carbide, and Stauffer Chemical. The global silicone industry is now 5 years into a program to qualify dielectric fluid replacements in both transformers and capacitors. The Japanese silicone industry and Dow Corning Corporation have led this effort to date. As a result of this extremely large effort by the industry, I am very pleased today to make two major announcements.

First, the technology to commercially manufacture a capacitor dielectric fluid with superior dielectric properties is being developed. This material appears to withstand any of the high electrical stresses the material would normally be used for in the industry. We plan to make this product commercially available during 1976. At its present state of development, we know of no environmental problems with this particular product. No chemistry would indicate there should be any. But this will be continually studied, as have other products from the silicone industry.

Second, Dow Corning now has commercial production available to manufacture silicone transformer liquids in sufficient capacity to handle the global transformer market, and that is a very large investment. So let me now turn in some detail to the transformer industry and the role silicones can play.

We must remember that today three environmentally safe transformer systems are available to replace transformers filled with PCB liquids. Gas-cooled, air-cooled dry types, and liquid-silicone-filled transformers will meet almost every need where PCB-containing transformer fluids are used.

The silicone industry has produced insulating materials for transformers for 25 years. The industry's newest material, a silicone transformer liquid, is now in use in Japan as a direct replacement for PCB-containing transformer oils. In the United States, extensive field testing has been under way for 4 years and at the present time this material is being examined for inclusion in the U.S. National Electrical Code.

Now, to underscore Dow Corning's personal assurance in the safety, the efficacy, and the efficiency of this liquid, Dow Corning has notified its vendors that we will be specifying silicone-filled transformers for all the new transformers in our production plants around the world. Our existing askarel transformers, in which we have a very heavy investment, are being phased out rapidly through a silicone retrofit program. Over 6 transformers have been installed new or retrofitted in the past year, and this program will accelerate in the spring. It is, of course, not possible in Michigan during the winter months to drain the PCB's satisfactorily and replace these materials with a silicone fluid.

The material that we are talking about is known today as Q2-1090 dielectric liquid. Basically, Q2-1090 transformer liquid is a dimethyl silicone that has been specially formulated and qualified for use in electrical applications. The technical feasibility of using the silicone in transformers has been shown in over 20 years of experience in military transformers, in several years of use on the Japanese National Railway, and in a number of power transformers in the Midland, Michigan, area; several other areas around the United States will also test silicone transformers in the next few months.

In addition to these actual applications, which today are well known and have worked out nicely, support for the use of a silicone dielectric fluid in power transformers is contained in over 30 years of accumulated data on dielectric properties and compatibility with the common materials of transformer construction.

The present concern for fire, explosion, health, and environmental hazards are all strong reasons for an evolutionary approach to using silicones and qualifying them in this application for all major power transformer uses over the next few years.

The silicone liquids of this type are much less

*New Product Market Manager, Fluids and Lubricants Marketing, Dow Corning Corporation, Midland, Michigan.

GENP 005860

774508

flammable than typical mineral oils. They actually have a higher flash point than many PCB-containing transformer fluids. Although they will burn, they have an extremely low heat of combustion, extremely high flashpoints and firepoints, and they have been shown in catastrophic testing to be self-extinguishing. They appear to offer a level of fire safety greatly superior to mineral oils.

The silicone that we are now recommending, a dimethyl silicone, has been evaluated by Underwriters Laboratory, and has received an extremely low flammability classification number. In Japan and the United States, transformer cases containing PCB's, silicones, and mineral oil were subjected to catastrophic failure testing. In both tests, all liquids exploded. Most important, following this test, only the mineral oil continued to burn. Both the polychlorinated biphenyl materials and the silicone fluid self-extinguished. Normally, in a test of this type you would fuse the circuit cutout. The fault in the silicone fluid self-cleared, thereby extinguishing the arc. With the other materials, the backup fuse blew and extinguished the arc.

Following the review of some very extensive data (which is available to all of you by writing to me at Dow Corning, provided you are willing to put in 4 or 5 hours in reading it), the major insurance companies have given their permission to use silicone fluid in indoor transformers. Because it is a new material and since no general policy has been established, the insurers have indicated that they will evaluate each application on an individual basis; this is a conservative approach which we highly applaud.

Dow Corning feels that we should look at a 3- to 5-year evolutionary approach of gradually putting a larger and larger number of transformers into operation. We are offering financial inducements to companies who do this in order to collect a large body of case history data that can be used to convince ourselves and the industry that there are no fatal flaws that have been overlooked. It's an extremely conservative approach.

Silicones are often used in small concentrations in the preparation of certain foods. Any time you eat a jam or jelly or drink a glass of some of that good old Milwaukee beer, you are eating a food-grade dimethyl silicone. And if you have an ulcer and you eat Di-Gel, you are also eating it. They are excellent deflaccuants.

The toxicity of dimethyl silicones to mammals, aquatic life, and plants has been very thoroughly investigated. The extremely low toxicity of silicones has made it difficult to detect any toxic reactions in test subjects. Studies directed toward determining the tendency of silicone to bioconcentrate have been negative. It has not been possible to date to show that any bioaccumulation was occurring.

It has been often stated that silicones are persistent in the environment because they do not biodegrade, under the evidence available at the present time. However, there is considerable evidence that silicones do chemically degrade in the environment. Contact with soil and water causes the liquid to depolymerize to low-molecular-weight species, and known chemistry definitely suggests that these degrade in water or in the atmosphere.

Silicones cost more money than the current liquids being used in transformers, but they are not outrageously expensive. Referring to the entire market of capacitors and transformers, and making some assumptions which would include the shipment of present products such as PCB's to the manufacturer's site, if we include the shipping costs, my estimate is that the industry PCB purchases would be about $19.2 million.

If good engineering practices are followed to reduce the amount of fluid needed, which has never been a design criteria in the major manufacturer's mind, as mineral oil, of course, is cheap, those costs would probably rise with the use of silicone to an industry figure of $25 million.

So the total increased cost to the electrical and electronics market would be about $5.8 million or 29 percent. If we made the assumption that the dielectric fluids cost is 20 percent of the total material cost going into a transformer or capacitor, we are talking about an average cost increase of about 5.8 to 6 percent at the manufacturing level on new equipment.

I feel that this slightly higher initial cost of silicone liquid-filled transformers is more than offset by the cost of monitoring and controlling of PCB-filled transformers over their lifetimes. And with silicone, no known environmental hazards are incurred.

PCB-filled transformers currently in service can be changed over to Q2-1090 transformer liquid without undue problems. I think the work we have done over the past 4 years—some of it in conjunction with Dow Chemical, a lot of it in conjunction with leading transformer manufacturers—shows this.

I think you will be hearing not only from Dow Corning in more detail on this subject. I highly suspect that our worthy competitors, who can manufacture dimethyl silicones to the same specifications once they learn what they are, will go into the market. At that particular time, the law of supply and demand will come into effect. The silicone industry at the present time has more capacity than it can sell. I anticipate the economics will be extremely favorable for further consideration of this product in both transformers and capacitors over the next three years.

GENP 005861

774509

DOW XFS-4169L: AN ENVIRONMENTALLY ACCEPTABLE CAPACITOR FLUID

Dean Branson, Ph.D.*

Abstract

Dow and McGraw-Edison Companies have developed a new capacitor fluid which is electrically, ecologically, and economically acceptable. Chemically, the new fluid can be described as butylated monochlorodiphenyl oxide.

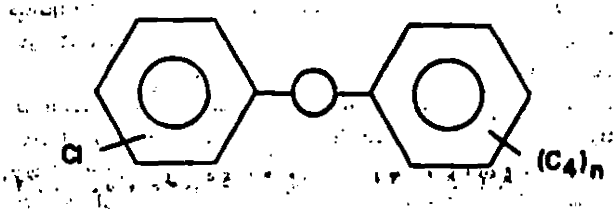

Dow XFS-4169L capacitor fluid

Dow XFS-4169L capacitor fluid performs equal to or better than Aroclor 1016 in power capacitors. This conclusion is based on dielectric losses, discharge inception voltages, capacitor size, fire hazard, reliability, economics, and availability. Dow XFS-4169L capacitor fluid and its components are acceptable in terms of health and environment according to an assessment of biodegradability, bioconcentration in fish, toxicity to animals, and toxicity to fish. Other capacitor manufacturers are currently evaluating XFS-4169L for applicability in their respective companies. Field trails have been started with utility companies across the country.

The contents of this presentation represent 4 years of joint research between Dow and McGraw-Edison Company which has culminated in the development of an environmentally and electrically acceptable capacitor fluid.

When PCB's replaced mineral oils some 40 years ago in power capacitors, this represented another step forward in the electrical industry's continuing effort to provide the public with low-cost electrical power and safer electrical equipment. As a result of the use of PCB's, there has been a downward trend in the cost per kilovar of power factor correction.

In 1971, Monsanto limited the sale of PCB's for dielectric uses where acceptable alternatives were not yet available. Since then, industry has been searching for alternatives which were ecologically, electrically, and economically acceptable.

Today, we want to report to you that Dow and McGraw-Edison have developed a butylated monochlorodiphenyl oxide known as XFS 4169L. It meets all the above criteria and can be used in high-voltage capacitors.

Initially, over 60 fluids representing several chemical families were selected as possible dielectric fluids on the basis of their chemical and physical properties. These fluids were then screened for both electrical performance in miniature capacitors and for potential hazard to the health and the environment in a battery of indicative tests.

The conclusion of these screenings was that the most promising chemical family was the alkylated monochlorodiphenyl oxides.

Electrically, several members of this family performed equal to or better than Aroclor 1016. It was the health and environmental data that demonstrated the significant advantages of the butylated monochlorodiphenyl oxides.

Electrical Performance

The confidence that McGraw-Edison Company has in high-voltage capacitors made with the XFS fluid is based on the following assessment of these six key electrical performances.

1. *Dielectrical losses.* The dielectric losses are as low or slightly lower than for capacitors with a PCB known as Aroclor 1016. This is true for both paper-film and all-film high-voltage power capacitors. This means that the capacitors will operate under normal temperatures and that the operating costs will be minimal. This is one of the same significant advantages that PCB's have relative to mineral oil.
2. *Discharge inception voltages.* Discharge inception voltage is significantly higher than for Aroclor 1016 in both paper-film and all-film capacitors. This means that operating voltages may surge at least 20 to 30 percent higher without resulting in temporary malfunction due to electrical discharges known as corona.
3. *System size.* The size or volume per unit of high-voltage power capacitor correction known as kilovar is

*Capacitor Fluid H.N.E., Project Manager, Health and Environment Research Laboratories, Dow Chemical, Inc., Midland, Michigan.

GENP 005862

774510

flammable than typical mineral oils. They actually have a higher flash point than many PCB-containing transformer fluids. Although they will burn, they have an extremely low heat of combustion, extremely high flashpoints and firepoints, and they have been shown in catastrophic testing to be self-extinguishing. They appear to offer a level of fire safety greatly superior to mineral oils.

The silicone that we are now recommending, a dimethyl silicone, has been evaluated by Underwriters Laboratory, and has received an extremely low flammability classification number. In Japan and the United States, transformer cases containing PCB's, silicones, and mineral oil were subjected to catastrophic failure testing. In both tests, all liquids exploded. Most important, following this test, only the mineral oil continued to burn. Both the polychlorinated biphenyl materials and the silicone fluid self-extinguished. Normally, in a test of this type you would fuse the circuit cutout. The fault in the silicone fluid self-cleared, thereby extinguishing the arc. With the other materials, the backup fuse blew and extinguished the arc.

Following the review of some very extensive data (which is available to all of you by writing to me at Dow Corning, provided you are willing to put in 4 or 5 hours in reading it), the major insurance companies have given their permission to use silicone fluid in indoor transformers. Because it is a new material and since no general policy has been established, the insurers have indicated that they will evaluate each application on an individual basis; this is a conservative approach which we highly applaud.

Dow Corning feels that we should look at a 3- to 5-year evolutionary approach of gradually putting a larger and larger number of transformers into operation. We are offering financial inducements to companies who do this in order to collect a large body of case history data that can be used to convince ourselves and the industry that there are no fatal flaws that have been overlooked. It's an extremely conservative approach.

Silicones are often used in small concentrations in the preparation of certain foods. Any time you eat a jam or jelly or drink a glass of some of that good old Milwaukee beer, you are eating a food-grade dimethyl silicone. And if you have an ulcer and you eat Di-Gel, you are also eating it. They are excellent deflaccuants.

The toxicity of dimethyl silicones to mammals, aquatic life, and plants has been very thoroughly investigated. The extremely low toxicity of silicones has made it difficult to detect any toxic reactions in test subjects. Studies directed toward determining the tendency of silicone to bioconcentrate have been negative. It has not been possible to date to show that any bioaccumulation was occurring.

It has been often stated that silicones are persistent in the environment because they do not biodegrade, under the evidence available at the present time. However, there is considerable evidence that silicones do chemically degrade in the environment. Contact with soil and water causes the liquid to depolymerize to low-molecular-weight species, and known chemistry definitely suggests that these degrade in water or in the atmosphere.

Silicones cost more money than the current liquids being used in transformers, but they are not outrageously expensive. Referring to the entire market of capacitors and transformers, and making some assumptions which would include the shipment of present products such as PCB's to the manufacturer's site, if we include the shipping costs, my estimate is that the industry PCB purchases would be about $19.2 million.

If good engineering practices are followed to reduce the amount of fluid needed, which has never been a design criteria in the major manufacturer's mind, as mineral oil, of course, is cheap, those costs would probably rise with the use of silicone to an industry figure of $25 million.

So the total increased cost to the electrical and electronics market would be about $5.8 million or 29 percent. If we made the assumption that the dielectric fluids cost is 20 percent of the total material cost going into a transformer or capacitor, we are talking about an average cost increase of about 5.8 to 6 percent at the manufacturing level on new equipment.

I feel that this slightly higher initial cost of silicone liquid-filled transformers is more than offset by the cost of monitoring and controlling of PCB-filled transformers over their lifetimes. And with silicone, no known environmental hazards are incurred.

PCB-filled transformers currently in service can be changed over to Q2-1090 transformer liquid without undue problems. I think the work we have done over the past 4 years—some of it in conjunction with Dow Chemical, a lot of it in conjunction with leading transformer manufacturers—shows this.

I think you will be hearing not only from Dow Corning in more detail on this subject. I highly suspect that our worthy competitors, who can manufacture dimethyl silicones to the same specifications once they learn what they are, will go into the market. At that particular time, the law of supply and demand will come into effect. The silicone industry at the present time has more capacity than it can sell. I anticipate the economics will be extremely favorable for further consideration of this product in both transformers and capacitors over the next three years.

GENP 005863

774511

DOW XFS-4169L: AN ENVIRONMENTALLY ACCEPTABLE CAPACITOR FLUID

Dean Branson, Ph.D.*

Abstract

Dow and McGraw-Edison Companies have developed a new capacitor fluid which is electrically, ecologically, and economically acceptable. Chemically, the new fluid can be described as butylated monochlorodiphenyl oxide.

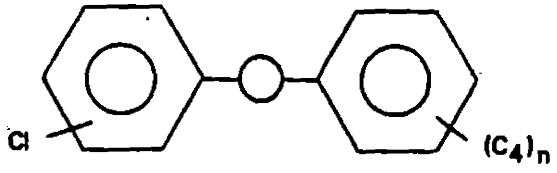

n = 0, 1, 2, 3

Dow XFS-4169L capacitor fluid

Dow XFS-4169L capacitor fluid performs equal to or better than Aroclor 1016 in power capacitors. This conclusion is based on dielectric losses, discharge inception voltages, capacitor size, fire hazard, reliability, economics, and availability. Dow XFS-4169L capacitor fluid and its components are acceptable in terms of health and environment according to an assessment of biodegradability, bioconcentration in fish, toxicity to animals, and toxicity to fish. Other capacitor manufacturers are currently evaluating XFS-4169L for applicability in their respective companies. Field trails have been started with utility companies across the country.

The contents of this presentation represent 4 years of joint research between Dow and McGraw-Edison Company which has culminated in the development of an environmentally and electrically acceptable capacitor fluid.

When PCB's replaced mineral oils some 40 years ago in power capacitors, this represented another step forward in the electrical industry's continuing effort to provide the public with low-cost electrical power and safer electrical equipment. As a result of the use of PCB's, there has been a downward trend in the cost per kilovar of power factor correction.

In 1971, Monsanto limited the sale of PCB's for dielectric uses where acceptable alternatives were not yet available. Since then, industry has been searching for alternatives which were ecologically, electrically, and economically acceptable.

Today, we want to report to you that Dow and McGraw-Edison have developed a butylated monochlorodiphenyl oxide known as XFS 4169L. It meets all the above criteria and can be used in high-voltage capacitors.

Initially, over 50 fluids representing several chemical families were selected as possible dielectric fluids on the basis of their chemical and physical properties. These fluids were then screened for both electrical performance in miniature capacitors and for potential hazard to the health and the environment in a battery of indicative tests.

The conclusion of these screenings was that the most promising chemical family was the alkylated monochlorodiphenyl oxides.

Electrically, several members of this family performed equal to or better than Aroclor 1016. It was the health and environmental data that demonstrated the significant advantages of the butylated monochlorodiphenyl oxides.

Electrical Performance

The confidence that McGraw-Edison Company has in high-voltage capacitors made with the XFS fluid is based on the following assessment of these six key electrical performances.

1. *Dielectrical losses.* The dielectric losses are as low or slightly lower than for capacitors with a PCB known as Aroclor 1016. This is true for both paper-film and all-film high-voltage power capacitors. This means that the capacitors will operate under normal temperatures and that the operating costs will be minimal. This is one of the same significant advantages that PCB's have relative to mineral oil.
2. *Discharge inception voltages.* Discharge inception voltage is significantly higher than for Aroclor 1016 in both paper-film and all-film capacitors. This means that operating voltages may surge at least 20 to 30 percent higher without resulting in temporary malfunction due to electrical discharges known as corona.
3. *System size.* The size or volume per unit of high-voltage power capacitor correction known as kilovar is

*Capacitor Fluid H.N.E., Project Manager, Health and Environment Research Laboratories, Dow Chemical, Inc., Midland, Michigan.

GENP 005864

774512

flammable than typical mineral oils. They actually have a higher flash point than many PCB-containing transformer fluids. Although they will burn, they have an extremely low heat of combustion, extremely high flashpoints and firepoints, and they have been shown in catastrophic testing to be self-extinguishing. They appear to offer a level of fire safety greatly superior to mineral oils.

The silicone that we are now recommending, a dimethyl silicone, has been evaluated by Underwriters Laboratory, and has received an extremely low flammability classification number. In Japan and the United States, transformer cases containing PCB's, silicones, and mineral oil were subjected to catastrophic failure testing. In both tests, all liquids exploded. Most important, following this test, only the mineral oil continued to burn. Both the polychlorinated biphenyl materials and the silicone fluid self-extinguished. Normally, in a test of this type you would fuse the circuit cutout. The fault in the silicone fluid self-cleared, thereby extinguishing the arc. With the other materials, the backup fuse blew and extinguished the arc.

Following the review of some very extensive data (which is available to all of you by writing to me at Dow Corning, provided you are willing to put in 4 or 5 hours in reading it), the major insurance companies have given their permission to use silicone fluid in indoor transformers. Because it is a new material and since no general policy has been established, the insurers have indicated that they will evaluate each application on an individual basis; this is a conservative approach which we highly applaud.

Dow Corning feels that we should look at a 3- to 5-year evolutionary approach of gradually putting a larger and larger number of transformers into operation. We are offering financial inducements to companies who do this in order to collect a large body of case history data that can be used to convince ourselves and the industry that there are no fatal flaws that have been overlooked. It's an extremely conservative approach.

Silicones are often used in small concentrations in the preparation of certain foods. Any time you eat a jam or jelly or drink a glass of some of that good old Milwaukee beer, you are eating a food-grade dimethyl silicone. And if you have an ulcer and you eat Di-Gel, you are also eating it. They are excellent deflaccuants.

The toxicity of dimethyl silicones to mammals, aquatic life, and plants has been very thoroughly investigated. The extremely low toxicity of silicones has made it difficult to detect any toxic reactions in test subjects. Studies directed toward determining the tendency of silicone to bioconcentrate have been negative. It has not been possible to date to show that any bioaccumulation was occurring.

It has been often stated that silicones are persistent in the environment because they do not biodegrade, under the evidence available at the present time. However, there is considerable evidence that silicones do chemically degrade in the environment. Contact with soil and water causes the liquid to depolymerize to low-molecular-weight species, and known chemistry definitely suggests that these degrade in water or in the atmosphere.

Silicones cost more money than the current liquids being used in transformers, but they are not outrageously expensive. Referring to the entire market of capacitors and transformers, and making some assumptions which would include the shipment of present products such as PCB's to the manufacturer's site, if we include the shipping costs, my estimate is that the industry PCB purchases would be about $19.2 million.

If good engineering practices are followed to reduce the amount of fluid needed, which has never been a design criteria in the major manufacturer's mind, as mineral oil, of course, is cheap, those costs would probably rise with the use of silicone to an industry figure of $25 million.

So the total increased cost to the electrical and electronics market would be about $5.8 million or 29 percent. If we made the assumption that the dielectric fluids cost is 20 percent of the total material cost going into a transformer or capacitor, we are talking about an average cost increase of about 5.8 to 6 percent at the manufacturing level on new equipment.

I feel that this slightly higher initial cost of silicone liquid-filled transformers is more than offset by the cost of monitoring and controlling of PCB-filled transformers over their lifetimes. And with silicone, no known environmental hazards are incurred.

PCB-filled transformers currently in service can be changed over to Q2-1090 transformer liquid without undue problems. I think the work we have done over the past 4 years—some of it in conjunction with Dow Chemical, a lot of it in conjunction with leading transformer manufacturers—shows this.

I think you will be hearing not only from Dow Corning in more detail on this subject. I highly suspect that our worthy competitors, who can manufacture dimethyl silicones to the same specifications once they learn what they are, will go into the market. At that particular time, the law of supply and demand will come into effect. The silicone industry at the present time has more capacity than it can sell. I anticipate the economics will be extremely favorable for further consideration of this product in both transformers and capacitors over the next three years.

GENP 005865

774513

DOW XFS-4169L: AN ENVIRONMENTALLY ACCEPTABLE CAPACITOR FLUID

Dean Branson, Ph.D.*

Abstract

Dow and McGraw-Edison Companies have developed a new capacitor fluid which is electrically, ecologically, and economically acceptable. Chemically, the new fluid can be described as butylated monochlorodiphenyl oxide.

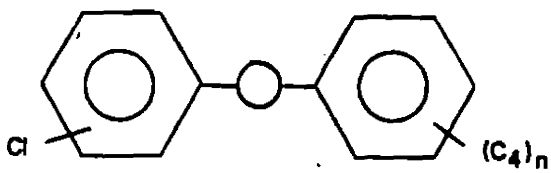

n = 0, 1, 2, 3

Dow XFS-4169L capacitor fluid

Dow XFS-4169L capacitor fluid performs equal to or better than Aroclor 1016 in power capacitors. This conclusion is based on dielectric losses, discharge inception voltages, capacitor size, fire hazard, reliability, economics, and availability. Dow XFS-4169L capacitor fluid and its components are acceptable in terms of health and environment according to an assessment of biodegradability, bioconcentration in fish, toxicity to animals, and toxicity to fish. Other capacitor manufacturers are currently evaluating XFS-4169L for applicability in their respective companies. Field trails have been started with utility companies across the country.

The contents of this presentation represent 4 years of joint research between Dow and McGraw-Edison Company which has culminated in the development of an environmentally and electrically acceptable capacitor fluid.

When PCB's replaced mineral oils some 40 years ago in power capacitors, this represented another step forward in the electrical industry's continuing effort to provide the public with low-cost electrical power and safer electrical equipment. As a result of the use of PCB's, there has been a downward trend in the cost per kilovar of power factor correction.

In 1971, Monsanto limited the sale of PCB's for dielectric uses where acceptable alternatives were not yet available. Since then, Industry has been searching for alternatives which were ecologically, electrically, and economically acceptable.

Today, we want to report to you that Dow and McGraw-Edison have developed a butylated monochlorodiphenyl oxide known as XFS 4169L. It meets all the above criteria and can be used in high-voltage capacitors.

Initially, over 50 fluids representing several chemical families were selected as possible dielectric fluids on the basis of their chemical and physical properties. These fluids were then screened for both electrical performance in miniature capacitors and for potential hazard to the health and the environment in a battery of indicative tests.

The conclusion of these screenings was that the most promising chemical family was the alkylated monochlorodiphenyl oxides.

Electrically, several members of this family performed equal to or better than Aroclor 1016. It was the health and environmental data that demonstrated the significant advantages of the butylated monochlorodiphenyl oxides.

Electrical Performance

The confidence that McGraw-Edison Company has in high-voltage capacitors made with the XFS fluid is based on the following assessment of these six key electrical performances.

1. *Dielectrical losses.* The dielectric losses are as low or slightly lower than for capacitors with a PCB known as Aroclor 1016. This is true for both paper-film and all-film high-voltage power capacitors. This means that the capacitors will operate under normal temperatures and that the operating costs will be minimal. This is one of the same significant advantages that PCB's have relative to mineral oil.
2. *Discharge inception voltages.* Discharge inception voltage is significantly higher than for Aroclor 1016 in both paper-film and all-film capacitors. This means that operating voltages may surge at least 20 to 30 percent higher without resulting in temporary malfunction due to electrical discharges known as corona.
3. *System size.* The size or volume per unit of high-voltage power capacitor correction known as kilovar is

*Capacitor Fluid H.N.E., Project Manager, Health and Environment Research Laboratories, Dow Chemical, Inc., Midland, Michigan.

GENP 005866

774514

flammable than typical mineral oils. They actually have a higher flash point than many PCB-containing transformer fluids. Although they will burn, they have an extremely low heat of combustion, extremely high flashpoints and firepoints, and they have been shown in catastrophic testing to be self-extinguishing. They appear to offer a level of fire safety greatly superior to mineral oils.

The silicone that we are now recommending, a dimethyl silicone, has been evaluated by Underwriters Laboratory, and has received an extremely low flammability classification number. In Japan and the United States, transformer cases containing PCB's, silicones, and mineral oil were subjected to catastrophic failure testing. In both tests, all liquids exploded. Most important, following this test, only the mineral oil continued to burn. Both the polychlorinated biphenyl materials and the silicone fluid self-extinguished. Normally, in a test of this type you would fuse the circuit cutout. The fault in the silicone fluid self-cleared, thereby extinguishing the arc. With the other materials, the backup fuse blew and extinguished the arc.

Following the review of some very extensive data (which is available to all of you by writing to me at Dow Corning, provided you are willing to put in 4 or 5 hours in reading it), the major insurance companies have given their permission to use silicone fluid in indoor transformers. Because it is a new material and since no general policy has been established, the insurers have indicated that they will evaluate each application on an individual basis; this is a conservative approach which we highly applaud.

Dow Corning feels that we should look at a 3- to 5-year evolutionary approach of gradually putting a larger and larger number of transformers into operation. We are offering financial inducements to companies who do this in order to collect a large body of case history data that can be used to convince ourselves and the industry that there are no fatal flaws that have been overlooked. It's an extremely conservative approach.

Silicones are often used in small concentrations in the preparation of certain foods. Any time you eat a jam or jelly or drink a glass of some of that good old Milwaukee beer, you are eating a food-grade dimethyl silicone. And if you have an ulcer and you eat Di-Gel, you are also eating it. They are excellent deflaccuants.

The toxicity of dimethyl silicones to mammals, aquatic life, and plants has been very thoroughly investigated. The extremely low toxicity of silicones has made it difficult to detect any toxic reactions in test subjects. Studies directed toward determining the tendency of silicone to bioconcentrate have been negative. It has not been possible to date to show that any bioaccumulation was occurring.

It has been often stated that silicones are persistent in the environment because they do not biodegrade, under the evidence available at the present time. However, there is considerable evidence that silicones do chemically degrade in the environment. Contact with soil and water causes the liquid to depolymerize to low-molecular-weight species, and known chemistry definitely suggests that these degrade in water or in the atmosphere.

Silicones cost more money than the current liquids being used in transformers, but they are not outrageously expensive. Referring to the entire market of capacitors and transformers, and making some assumptions which would include the shipment of present products such as PCB's to the manufacturer's site, if we include the shipping costs, my estimate is that the industry PCB purchases would be about $19.2 million.

If good engineering practices are followed to reduce the amount of fluid needed, which has never been a design criteria in the major manufacturer's mind, as mineral oil, of course, is cheap, those costs would probably rise with the use of silicone to an industry figure of $25 million.

So the total increased cost to the electrical and electronics market would be about $5.8 million or 29 percent. If we made the assumption that the dielectric fluids cost is 20 percent of the total material cost going into a transformer or capacitor, we are talking about an average cost increase of about 5.8 to 6 percent at the manufacturing level on new equipment.

I feel that this slightly higher initial cost of silicone liquid-filled transformers is more than offset by the cost of monitoring and controlling of PCB-filled transformers over their lifetimes. And with silicone, no known environmental hazards are incurred.

PCB-filled transformers currently in service can be changed over to Q2-1090 transformer liquid without undue problems. I think the work we have done over the past 4 years—some of it in conjunction with Dow Chemical, a lot of it in conjunction with leading transformer manufacturers—shows this.

I think you will be hearing not only from Dow Corning in more detail on this subject. I highly suspect that our worthy competitors, who can manufacture dimethyl silicones to the same specifications once they learn what they are, will go into the market. At that particular time, the law of supply and demand will come into effect. The silicone industry at the present time has more capacity than it can sell. I anticipate the economics will be extremely favorable for further consideration of this product in both transformers and capacitors over the next three years.

GENP 005867

774515

DOW XFS-4169L: AN ENVIRONMENTALLY ACCEPTABLE CAPACITOR FLUID

Dean Branson, Ph.D.*

Abstract

Dow and McGraw-Edison Companies have developed a new capacitor fluid which is electrically, ecologically, and economically acceptable. Chemically, the new fluid can be described as butylated monochlorodiphenyl oxide.

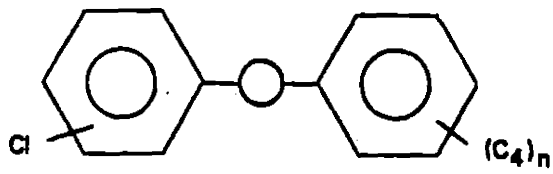

n = 0, 1, 2, 3

Dow XFS-4169L capacitor fluid

Dow XFS-4169L capacitor fluid performs equal to or better than Aroclor 1016 in power capacitors. This conclusion is based on dielectric losses, discharge inception voltages, capacitor size, fire hazard, reliability, economics, and availability. Dow XFS-4169L capacitor fluid and its components are acceptable in terms of health and environment according to an assessment of biodegradability, bioconcentration in fish, toxicity to animals, and toxicity to fish. Other capacitor manufacturers are currently evaluating XFS-4169L for applicability in their respective companies. Field trails have been started with utility companies across the country.

The contents of this presentation represent 4 years of joint research between Dow and McGraw-Edison Company which has culminated in the development of an environmentally and electrically acceptable capacitor fluid.

When PCB's replaced mineral oils some 40 years ago in power capacitors, this represented another step forward in the electrical industry's continuing effort to provide the public with low-cost electrical power and safer electrical equipment. As a result of the use of PCB's, there has been a downward trend in the cost per kilovar of power factor correction.

In 1971, Monsanto limited the sale of PCB's for dielectric uses where acceptable alternatives were not yet available. Since then, industry has been searching for alternatives which were ecologically, electrically, and economically acceptable.

Today, we want to report to you that Dow and McGraw-Edison have developed a butylated monochlorodiphenyl oxide known as XFS 4169L. It meets all the above criteria and can be used in high-voltage capacitors.

Initially, over 50 fluids representing several chemical families were selected as possible dielectric fluids on the basis of their chemical and physical properties. These fluids were then screened for both electrical performance in miniature capacitors and for potential hazard to the health and the environment in a battery of indicative tests.

The conclusion of these screenings was that the most promising chemical family was the alkylated monochlorodiphenyl oxides.

Electrically, several members of this family performed equal to or better than Aroclor 1016. It was the health and environmental data that demonstrated the significant advantages of the butylated monochlorodiphenyl oxides.

Electrical Performance

The confidence that McGraw-Edison Company has in high-voltage capacitors made with the XFS fluid is based on the following assessment of these six key electrical performances.

1. *Dielectrical losses*. The dielectric losses are as low or slightly lower than for capacitors with a PCB known as Aroclor 1016. This is true for both paper-film and all-film high-voltage power capacitors. This means that the capacitors will operate under normal temperatures and that the operating costs will be minimal. This is one of the same significant advantages that PCB's have relative to mineral oil.
2. *Discharge inception voltages*. Discharge inception voltage is significantly higher than for Aroclor 1016 in both paper-film and all-film capacitors. This means that operating voltages may surge at least 20 to 30 percent higher without resulting in temporary malfunction due to electrical discharges known as corona.
3. *System size*. The size or volume per unit of high-voltage power capacitor correction known as kilovar is

*Capacitor Fluid H.N.E., Project Manager, Health and Environment Research Laboratories, Dow Chemical, Inc., Midland, Michigan.

GENP 005868

774516

the same as for comparative capacitors impregnated with Aroclor 1016. This means that it will not be necessary to redesign capacitors, the capacitor manufacturing, or the application of capacitors.

4. *Fire hazards.* As indicated with PCB's, there is a low risk of explosion and fires from power capacitors impregnated with XFS 4169L. A major problem associated with a failure in a paper-film power capacitor is the decomposition of the paper and, to a lesser degree, the film. The resulting pressure of the gases formed is a major cause of tank rupture. After failure, the flammability of the fluid may contribute to a fire only if the paper, the film, and the fluid, are above the ignition or flash temperatures.

Under normal operating conditions, a capacitor will operate between 40° and 80° C. At a time of failure, this temperature will have to exceed the flashpoint of the capacitor fluid before this fluid becomes contributive to the explosiveness or the flammability of the system. In this regard, the flash temperature for the existing dielectric fluids for mineral oil is 154° C; for Aroclor 1016, 166° C; and for XFS 4169L, 174° C. The fire temperature for mineral oil, 167 PCB, is greater than 316° C; for XFL 4169L, it is 199° C. This clearly shows that the flash and fire points are substantially above the operating temperatures.

The National Electric Code allows the installation of the electrical devices without a vault if they contain less than 3 gallons of burnable liquid. The most common size of our capacitor used today is a 200-kilovar unit. These units contain less than 3 gallons of fluid, and are installed predominantly outdoors.

5. *Capacitor reliability.* Power capacitors impregnated with XFS are more reliable than the same type of capacitors impregnated with Aroclor 1016. This conclusion is based on results of comparative evaluations. The following tests have been completed. Three years of accelerated life tests, more than 18 million kilovar hours in full-sized units without failures. Hundreds of sample capacitors operating up to 200 percent of the rated voltages for a wide range of temperatures, minus 60° to plus 125° C.

6. *Economics and availability.* The long-range price of power capacitors impregnated with XFS 4169L will be reasonable. The increased price or expense attributed to the fluid is expected to be less than $20 for a 200-kilovar unit.

Dow has assured the electrical industry that it will have the manufacturing capabilities to produce XFS at a million pounds per year rate during the first quarter of 1976. Should this fluid prove to be acceptable to the industry, Dow is willing to make the commitment to produce the fluid in multimillion pound quantities per year by the end of 1976.

Health and Environmental Assessment

The Dow Chemical Company's assessment of the health and environmental acceptability of XFS 4169L as a dielectric fluid in capacitors is based on the following criteria.

1. *Biodegradability.* The components in XFS 4169L are significantly more biodegradable than the components of Aroclor 1016. With micro-organisms, the rates of formation of radioactive carbon dioxide from radiolabeled components of XFS 4169L are much faster than for 2,5,2' trichloro biphenyl, a major component of Aroclor 1016. The major component in 4169L is 45 times more biodegradable than the representative PCB isomer. This rate of biodegradability is comparable to several nonpersistent industrial chemicals.

2. *Bioconcentration.* The bioconcentration factors in fish of the components of XFS 4169L are low relative to the components of Aroclor 1016. The environmentally significant components in each fluid show a factor 30 times less bioconcentratable in trout muscle for XFS.

3. *Toxicity to animals.* In both acute and 90-day toxicity tests with animals, XFS shows very little toxicity. For example, in rats, a dose of 10 grams per kilogram of XFS 4169L was administered orally and had no observable effect on rats.

The levels of the components of XFS that accumulated in the fat of rats fed the XFS in the diet for 150 days were significantly lower than for the comparable dietary tests with Aroclor 1016. For example, the accumulation in the fat was 22 times less for XFS; the apparent plateau level was achieved in 1 to 2 months compared to 6 to 7 months for the PCB, and the estimated half-life of the rat was 7 days with XFS compared to 60 days for the PCB. This indicates the relatively low degree of toxicity associated with XFS 4169L in animals.

4. *Toxicities to fish.* The XFS material is only moderately toxic to fish compared to capacitor-grade PCB, which is extremely toxic. The concentration of XFS that was toxic to fathead minnows was 15 milligrams per liter compared to 0.76 milligrams per liter of Aroclor 1016, which is a factor of 20 times less toxic to the fathead minnow.

Dow and McGraw-Edison Companies have determined that XFS 4169L is an acceptable alternative to capacitor-grade PCB in high-voltage power capacitors. This is based on the electrical performance and its low potential impact on health and the environment.

Today, McGraw-Edison is proceeding with field trials of capacitors at utility companies across the

GENP 005869

774517

country Other U.S manufacturers of power capacitors are currently evaluating XFS for applicability in their respective companies.

The information about XFS in this discussion is only a very brief summary of the toxicological and ecological data which have been generated.

GENP 005870

774518

CHLORINATED BIPHENYL DIELECTRICS— THEIR UTILITY AND POTENTIAL SUBSTITUTES

David Wood*

Abstract

The paper describes the major reasons for the use of chlorinated biphenyl in capacitors and transformers. These lead to establishment of objectives for research into potential substitutes. MCS-1238, a non-PCB capacitor fluid developed by Monsanto, is discussed and areas where further development work is required are indicated. The particular problems associated with definition of "fire resistance" relative to transformer fluids is raised.

I. INTRODUCTION

In 1970, Monsanto voluntarily began its program of terminating sales of chlorinated biphenyls to open applications—those which could result in losses to the environment. By late 1972, this program was fully implemented and Monsanto was selling these products only to manufacturers of sealed electric equipment such as transformers and capacitors.

Major applications affected by our withdrawal were carbonless paper, fire-resistant hydraulic fluids, heat transfer fluids, and plasticizers. Sales for other miscellaneous minor applications were discontinued during the same period. This action resulted in a reduction of some 45 million pounds per year in the use of chlorinated biphenyl in areas where entry to the environment was less controllable.

We decided at that time to continue supply to closed electrical applications because we believed that:

1. Entry of chlorinated biphenyl to the environment was limited and controllable;
2. A more biodegradable, lower chlorinated homolog had been developed which the capacitor industry could use;
3. Withdrawal would have brought to a halt production of equipment essential to the safe and efficient distribution and use of electrical energy because there was no known satisfactory replacement for chlorinated biphenyl dielectrics.

Today we continue to sell chlorinated biphenyl, observing the following policy:

1. We supply only to manufacturers of *sealed* electrical equipment such as capacitors and transformers.
2. We supply lower chlorinated homologs, Aroclor 1016, to the capacitor industry.
3. We offer an incineration service for liquid PCB wastes.
4. We continue to work with ANSI Committee C107 and other bodies to establish appropriate handling and control procedures for equipment containing chlorinated biphenyl.
5. We allocated increased research resources in 1969 to seek and develop effective replacements; this program continues.
6. In seeking possible replacements, we will insure that differences between Aroclor and candidate fluids from our program are widely reviewed in order that the potential impact of any compromises is fully evaluated.

The implementation of these and other programs both by ourselves and electrical equipment manufacturers was prompted by the utility of this dielectric family and the difficulties inherent in developing substitutes to effectively and fully replace it.

II. UTILITY OF CHLORINATED BIPHENYL IN CAPACITORS

1. *Fire Resistance*

The adoption of chlorinated biphenyls in 1929 as capacitor dielectrics stemmed from their superior dielectric properties compared to mineral oil. However, recognition of the fire-resistant character of the fluids influenced system and equipment design and standards over the subsequent 45 years. It is probably true that today many people find it difficult to assess potential capacitor fire hazard purely because Aroclor has been used for 45 years.

Particular examples where fire resistance in a capacitor is of benefit include:

a. fluorescent lighting ballasts,
b. air-conditioner motor capacitors,
c. television capacitors,
d. large power capacitors where high fault currents can cause rupture and ejection of fluid from pole-mounted units close to people and buildings,
e. industrial furnace capacitors.

2. *Stability*

The persistence of chlorinated biphenyl in the environment is associated with the high degree of thermal, chemical, oxidative, and hydrolytic stability which permits capacitor manufacturers to fulfill the exacting reliability requirements that exist today.

*Manager, Product and Marketing Dielectrics, Monsanto Industrial Chemicals Company, St. Louis, Missouri.

GENP 005871

774519

3. *Dielectric Constant/Dielectric Strengths*

These properties are important in determining the size of a capacitor. In a mixed dielectric system, e.g., paper/Aroclor or paper/polypropylene/Aroclor, the dielectric properties of Aroclor permit optimization of stress distribution between the components making up the dielectric layer. This has enabled capacitor manufacturers to reduce paper and film volumes for a given capacitance. I shall discuss under the heading of "potential substitutes" the impact that this could have on:

a. paper/film availability and usage;
b. design of equipment containing capacitors.

III. UTILITY IN TRANSFORMERS

Chlorinated biphenyl transformers represent less than 15 percent of transformers in service. Their use is associated with the need to limit fire hazard in installations.

1. *Railroad Transformers*

Multiple unit cars as used in rapid transit systems have transformers mounted beneath each car. By nature of the type of service, involving high passenger density, safety is essential.

2. *Urban Power Substations* (e.g., Underground Vaults)

These designs need to take into account city center space limitations and also the safety of the public and maintenance crews. Fire-resistant liquid transformers are helpful to all these objectives.

3. *Industrial Load Centers*

Efficient system designs for large, power intensive, manufacturing plants (e.g., automotive assembly, steel production) often incorporate transformers close to the electrical load centers. The use of Aroclor transformers at these centers, in the heart of the plants, or overhead in roof structures, protects both employees and plant.

4. *Transformer/Rectifiers*

Programs to reduce the emission of particulate matter from stack gases, for example in fossil fuel generating plants, include installation of electrostatic precipitators. The transformer/rectifiers energizing the precipitator field must be located close to the electrodes. In many designs, the multiple transformers are located in a penthouse above the precipitator. A fire in the penthouse could lead to shutdown of the precipitator, and thus the generating plant, if pollution control is to be maintained. A fire-resistant fluid is of obvious benefit in this application.

In each of these applications, Aroclor protects the system from:

a. initiation of a transformer fluid fire by an electrical fault beneath the liquid level,
b. electrical breakdown of the fluid causing emission of flammable gases,
c. propagation of fire if the transformer liquid content is involved in an external fire.

IV. POTENTIAL SUBSTITUTES IN CAPACITORS

1. *Research Objectives*

In seeking potential substitutes, our research objectives of necessity involved keeping those properties that gave Aroclor its value. We equally recognized the need that an Aroclor replacement should eliminate environmental concerns. A replacement should ideally operate across the full range of current Aroclor capacitor applications while requiring minimum changes in design of capacitors and equipment utilizing capacitors.

The use of chlorinated biphenyl is worldwide. Monsanto manufactures chlorinated biphenyls both in America and Great Britain. We supply to the capacitor industry of many countries. We sought potential replacement products that could be made available with the consistent quality control applied to Aroclor on a worldwide basis.

We referred earlier to availability of codielectric components in capacitors. A solution requiring substantial changes in availability of polypropylene film (quantity or quality) or a major increase in short-term availability or capacitor paper, we considered unsatisfactory. If in 1974 such increased quantities had been required, they would not have been available. Capacitor production would have fallen short of demand, further jeopardizing efficient power supply.

Our research objectives can be broadly summarized in table 1.

2. *Non-PCB Candidates*

The capacitor industry is currently examining two Monsanto non-PCB (candidate) dielectrics. These contain no chlorinated biphenyl and are not chlorinated products. The two fluids are designated MCS 1238 and MCS 1588. Both of these products are blends of synthetic hydrocarbons with a high dielectric constant additive to give a dielectric constant equivalent to Aroclor 1016. Table 2 lists some of the properties of MCS 1238 and MCS 1588 compared to Aroclor 1016.

GENP 005872

774520

Table 1. Research objectives in seeking potential substitutes for capacitors

1.	Match or exceed Aroclor 1016 capability:	
	a. Dielectric constant Dielectric strength	- Usage of other components - Convertability
	b. Stability Power factor	- Reliability
	c. Fire resistance	- Safety
2.	Good environmental compatibility:	
3.	a. Span existing applications	- Complete solution.
	b. Internationally available	- Not solely U.S.A. situation.

Table 2. Some properties of MCS 1238 and MCS 1588 compared to Aroclor 1016

Property	Aroclor 1016	MCS 1238	MCS 1588
DK 25° C	5.9	6.0	6.1
100° C	4.85	5.1	5.1
Corona IV/EV[a]	-	-	-
Hydrolysis stability[a] (neutralization number)	0.00	0.00	0.00
Dissipation factor fluid tan δ 60 Hz. 100° C	0.0025	0.05	0.05
Dissipation factor model paper capacitor at 90° C	0.0032	0.0039	0.0035

[a]See text explanation, section IV 2.

GENP 005873

774521

Corona inception and extinction voltages are more a function of capacitor design than of the liquid itself. Preliminary industry results demonstrate functioning in capacitors equivalent to Aroclor 1016. Further full-scale work is required before final conclusions can be drawn.

Dielectric constants relate closely to those of Aroclor 1016 over the temperature range of capacitor operation. Hydrolysis stability is mentioned because of work carried out on earlier candidates based on esters, which gave concern because of hydrolysis instability. Hydrolysis was assessed by measuring the neutralization number of a sample with 0.5 percent water added, which had been heated for 168 hours at 210° F in a stainless steel bomb along with an aluminum and a mild steel coupon.

3. *Fire Resistance*

Neither MCS 1238 or 1588 is fire resistant. This deficiency versus Aroclor 1016 must be closely considered.

4. *Environmental Considerations*

The environmental/health evaluation of capacitor replacement fluids must be related to:

a. Degradation—If some quantity enters the environment, at what rate and through which mechanism will it degrade?
b. Tissue accumulation
c. Toxicity—Occupational safety
   Environmental compatability

5. *Degradation*

Biodegradation has been studied using a semicontinuous activated sludge technique. Forty-eight-hour exposure of Aroclor 1254, Aroclor 1016, and MCS 1238 dielectric fluids to activated sludge using a semicontinuous procedure resulted in the percent biodegradation rates and 95 percent confidence limits shown in table 3.

For the polychlorinated biphenyl (PCB) materials, the level of chlorination appears to be the most significant factor in their relative biodegradability. The rate of biodegradation decreases as the number of chlorine atoms per biphenyl molecule increases. Chromatograms representing samples after exposure to activated sludge show significant alteration in the Aroclor 1016 isomer distribution, but little for Aroclor 1254. Degradation of the nonhalogenated fluid, MCS 1238, proceeds much more rapidly than for the halogenated PCB fluids with no evidence of resistant components. The methodology for this technique is described in appendix B.

6. *Tissue Accumulation*

Figure 1 depicts the results of rat tissue residue level studies vs. time and compares Aroclor 1242, Aroclor 1016, and MCS 1238. A fraction of the ingested Aroclor 1242 and Aroclor 1016 was stored in rats' lipid reservoirs. However, most of this residue was depleted after the rats had been on the basal laboratory diet for several weeks. During the course of the feeding study, residues of Aroclor 1016 accumulated more slowly and to a significantly lesser extent than those of Aroclor 1242. During the recovery period, these PCB residues decreased to lower values for Aroclor 1016.

The residue concentrations of MCS 1238 quickly reached a stable level well below the concentration in the feed. The residues did not increase with continued exposure. After feeding of the treated chow was ceased, the MCS 1238 residues were rapidly metabolized and/or excreted. The tissue residue accumulation and depuration profile of MCS 1238 shown in figure 1 is markedly different than those of the Aroclor fluids, especially that of Aroclor 1242. Methodology is given in appendix A.

Table 3. Results of biodegradation using a semicontinuous activated sludge technique

Material	48-Hour percent biodegradation	Feed concentration, ppm
Aroclor 1254	15 ± 38	1
Aroclor 1016	33 ± 14	1
MCS 1238	70 ± 10	3

GENP 005874

774522

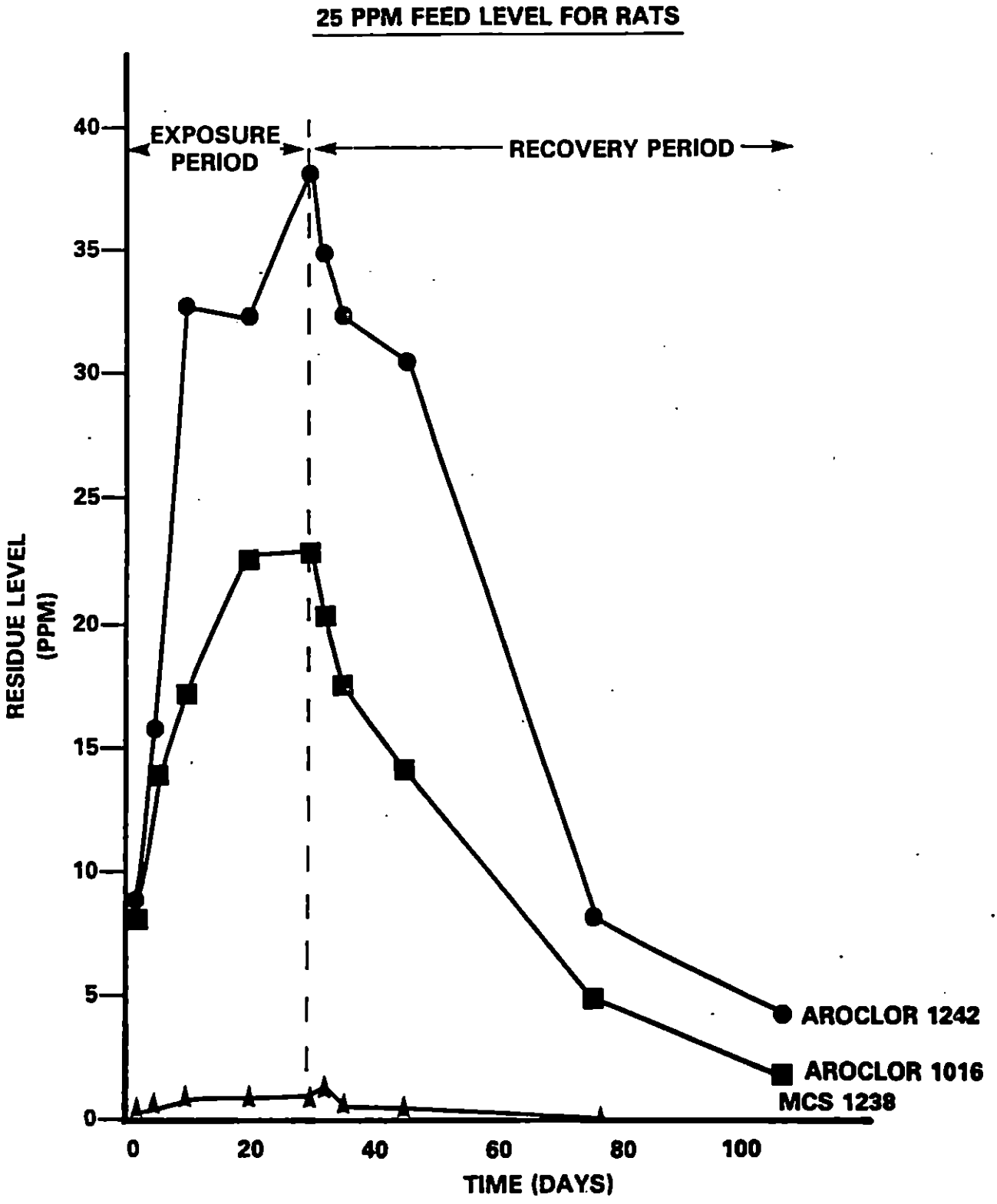

Figure 1. Results of rat tissue residue level studies vs. time, comparing Aroclor 1242, Aroclor 1016 and MCS 1238.

774523

GENP 005875

7. *Toxicity*

Before samples of MCS 1238 could be evaluated in the capacitor industry and within Monsanto, acute toxicity data was gathered:

a. Rat—Acute single oral dose LD_{50}: 3,800 mg/kg.
b. Rabbit—Dermal LD_{50}: 5,000-8,000 mg/kg.
c. Rabbit—Potential eye irritation: A slight degree of irritation resulted when 0.1 ml of undiluted MCS 1238 was placed in the conjunctival sac of the rabbit eye. The average maximum score recorded at one and again at 24 hours after treatment was 12.0 on a scale of 110.0. All eyes had regained normal appearance 72 hours after dosing.
d. Rabbit—Potential skin irritation: When undiluted, MCS 1238 was held in continuous 24-hour contact with intact rabbit skin, a moderate degree of irritation resulted. The maximum average score was 3.6 on a scale of 8.0.

Further programs are in process, or scheduled, to study the following:

a. vapor inhalation,
b. ultimate degradation,
c. 90-day pilot feeding study,
d. long-term (2-year) feeding studies, and
e. fish tissue residues.

8. *Conclusions*

To summarize Monsanto research activities:

- A large number of single compounds and mixtures have been evaluated in terms of physical property data, environmental compatability, fire resistance, and model capacitor life testing.
- These have led us to conclude that:
  a. Aroclor 1016 may well be sufficiently degradable to remain in controlled use,
  b. MCS 1238 is a potentially acceptable replacement with the qualification that it is not fire resistant.
- Further programs must be completed with MCS 1238 in order to:
  a. deepen our knowledge of its environmental compatibility,
  b. permit complete evaluation by the capacitor industry across their range of applications,
  c. enable utilities, capacitor users, and agencies to evaluate the significance of decreased fire resistance.

As a closing thought to this section, I would like to comment that since 1929 when Aroclor was first developed as a capacitor dielectric, normal commercial pressures have spurred efforts to find superior replacements. The awareness of environmental accumulation of chlorinated biphenyls from other applications added further impetus for more intensive research in the chemical and electrical industries. Aroclor has defied 45 years of search for a superior replacement.

V. SUBSTITUTE TRANSFORMER FLUIDS

Neither Monsanto nor any other company, to our knowledge, has developed a transformer dielectric with equivalent fire resistance to that of Aroclor. The difficulties that we face in common with other workers in this field are twofold:

1. Aroclor has become the reference standard for fire resistance in transformers because it works and has worked for 45 years. To establish standards to guide research effort, there is a need for objective evaluation of the fire hazard associated with the major sectors of transformer use.
2. The chemistry which imparts fire resistance tends also to produce stable molecules. Monsanto seeks replacement products that will provide protection against:
   a. fire from transformer faults under the liquid surface,
   b. fire from secondary ignition of gaseous arc decomposition products,
   c. fire propagation if the transformer is involved in an externally initiated conflagration.

We strive to accomplish this and produce an environmentally compatible product. We have four candidates which are currently being evaluated by the transformer industry. These materials are in a sufficiently early stage of development that it would be premature to give detailed property data at this meeting.

GENP 005876

774524

APPENDIX A

METHODOLOGY FOR FEEDING STUDY

Feeding and Sampling

Rat chow containing 25 ppm Aroclor 1242, Aroclor 1016, or MCB 1238 was prepared by mixing the products into Ralston Purina rat chow. The treated chow was fed ad libitum to adult albino rats for an exposure period of 30 days. Following the 30-day exposure period, all remaining rats were placed on the basal laboratory diet. At predetermined intervals during the exposure and recovery periods, five rats from each exposed set and a control set were sacrificed. Fat tissue was excised for analysis and composited for each group. Samples were quick-frozen and stored in glass containers with aluminum foil-lined caps to minimize risk of contamination.

Isolation

The dielectric fluid residues were isolated from the fat by solvent extraction. A weighed amount of fat was placed in an Erlenmeyer flask and homogenized three times with 25 ml of pesticide-grade hexanes and anhydrous sodium sulfate using an ultrasonic homogenizer. The combined supernatants and washings were filtered through anhydrous sodium sulfate and diluted to 100 ml with hexane.

Lipid Weight Determination

A 5 ml-aliquot of the extract solution was pipetted into a tared 50-ml beaker. After evaporation of the solvent under a stream of nitrogen, the beaker and residue were reweighed to obtain the lipid weight of the aliquot. All residue levels are reported as ppm on a lipid weight basis.

PCB Cleanup And Measurement

Sample cleanup for the extracts containing Aroclor 1242 and Aroclor 1016 residues was accomplished by pipetting an aliquot of the extract onto a 5 percent deactivated alumina column and eluting with 125 ml of hexanes. The column eluate was collected in a Kuderna-Danish evaporative concentrator, a 3-ball Snyder condenser was attached, and the solution was concentrated to 5 ml. The residue levels in the extracts were measured by gas chromatography using an electron capture detector.

Non-PCB Cleanup And Measurement

Sample cleanup for the extracts containing MCS 1238 residues required separation of the residues from the lipid by preparative scale gel permeation chromatography. Following the GPC separation, the extracts were further cleaned up on an alumina column, collected, and concentrated as above. The residue levels in these extracts were measured by gas chromatography using a flame ionization detector.

Calculations

Calibration curves for each product were prepared by plotting detector response (total peak area) versus nanograms of standard injected. Residue levels in the samples were determined by summation of the total area of peaks corresponding to peaks in the standard and use of the appropriate calibration curve. The calculations were done as follows:

$$\text{Residue (ppm)} = \frac{(N)(V_F)}{(V_I)(W)}$$

where N = Amount of product from calibration curve (ng),
V_F = Volume of final concentrate (ml),
V_I = Volume injected (ul),
W = Lipid weight of original sample (g).

APPENDIX B

TECHNIQUE FOR BIODEGRADATION METHOD

Biodegradation Method

Since activated sludge is one of the most important agents for sewage treatment, test procedures evaluating its action are of great importance.

The semicontinuous activated sludge (SCAS) method has been extensively utilized in the development of biodegradable detergents. In our SCAS procedure, patterned after the Soap and Detergents Association's

GENP 005877

774525

standard method (1,2) mixed liquor (activated sludge and supernatant) from a local domestic sewage treatment plant is charged to magnetically stirred glass vessels of 1.5-l capacity. Means for aeration and sampling are provided. The SCAS unit is generally operated using a retention or aeration time cycle of 24 to 72 hours. At the beginning of each cycle, synthetic sewage (300 mg glucose, 200 mg nutrient broth, and 130 mg K_2HPO_4) and the appropriate test material in ethanol solution are added to the mixed liquor (2,500 mg/l suspended solids concentration). Aeration is maintained until the end of the cycle, at which time the sludge is settled and 1 l of supernatant drained. The cycle is then reinitiated by the addition of tap water, synthetic sewage, and test material. Operation of the units can be continued for an indefinite period of time until consistent degradation rates are observed.

Sample Analysis

Biodegradation of the test material was determined during one cycle each week by analyzing 20 to 50 ml mixed liquor samples withdrawn after feeding and at the end of the aeration cycle. The mixed liquor analytical procedure involved extraction with three successive 25-ml portions of hexane, and drying combined extracts with anhydrous sodium sulfate. Extracts were concentrated in a Kuderna-Danish evaporative concentrator equipped with a 3-ball Snyder condenser, and measured by electron capture or flame ionization gas chromatography. Calibration curves for each product were prepared by plotting detector response (total peak area) versus nanograms of standard injected.

The percent biodegradation was calculated from the following equation:

$$\text{percent biodegradation} = (C_o - C_n)/C_o \times 100$$

where C_o and C_n use the initial and final concentration of test material, respectively, on the mixed liquor.

REFERENCES

1. *J. Am. Oil Chem. Soc.*, Vol. 42 (1965), p. 986.
2. *J. Am. Oil Chem. Soc.*, Vol. 46 (1969), p. 432.

GENP 005878

774526

SOME COMMENTS ON ALTERNATIVES TO PCB's

Bruno Rey Coquais*

Abstract

In the transformer industry, the benefit of a nonflammable liquid seems to exceed the risks of pollution by polychlorinated biphenyls; however, to minimize eventual contamination of the environment, it is suggested to use, when possible, a mixture of chlorobenzene and trichlorobiphenyl or even chlorobenzene alone.

For the impregnation of capacitors, most of the substitutes which can be imagined are not very attractive, though they are useful for certain applications. It is proposed to use a mixture of pure dichlorobiphenyls and their alkylated derivatives. This impregnant, named chloralkylene, has dielectric properties very similar to the industrial trichlorobiphenyl.

The tests in progress already show that chloralkylene is easily biodegradable and has a low toxicity. This compound seems to be quite acceptable for the environment and should he a perfect substitute for polychlorinated biphenyls in capacitors.

To begin with, I would insist on the fact that heavy chlorinated biphenyls have been used for a long time in dispersive applications as plasticizers and for other uses. Although these types of applications have been stopped in accordance with the OECD recommendations of the February 14, 1973, it is not surprising to continue to find these persistent, highly chlorinated PCB's everywhere in the environment. It is therefore very difficult to know if the electrical uses of PCB's for transformers and for capacitors have a significant contribution to the pollution of our environment.

TRANSFORMERS

PCB's are used in transformers only when the fire hazard is high (department stores, theatres, movies, skyscrapers, factories); otherwise oilfilled transformers, which are cheaper, are always preferred. We do not think dry-type transformers would be a competitive alternative in spite of the fact that silicone and epoxy belong to the range of products we market. They may be very attractive in some cases, but in addition to certain economical and technical disadvantages, dry transformers do not offer a perfectly safe solution wherever flammable vapors (solvents, oil, gas) may be present accidentally.

We believe a nonflammable dielectric liquid is absolutely necessary to prevent the risk of fire in transformers. In table 1 we have listed the different possible solutions. In the United States, at this time, transformers are filled with Inerteen 70-30, which is based on pentachlorobiphenyl, or with Inerteen 100-42. To minimize the pollution risk, a mixture of trichlorobiphenyl and chlorobenzene or even the chlorobenzene alone could be used in spite of some technological problems.

In any case, the systematic recovery of used PCB's will further limit pollution hazards; our company Prodelec has organized this practice throughout France since 1968, as soon as this pollution problem became known. This systematic recovery has now been enforced in France by the French law of July 8, 1975, on PCB's.

CAPACITORS

For capacitor impregnation, we have examined various possible solutions. We think that the performances of such compounds as silicone; sulfone or synthetic oil (alkylbenzene, polybutene); phthalate; and sebacate—which we are indeed selling ourselves for certain applications—are not really satisfactory enough for generalized or widespread use.

In our opinion, a substitute to PCB's should be characterized by:

- High permittivity;
- Nonflammability, at least not sustaining combustion;
- Compatibility with polypropylene film;
- Being a permanent liquid with no crystallization until -25°;
- Good thermal and electric subfield stability;
- Regarding its effect on the environment, being fairly easily biodegradable, to eliminate the risk of accumulation, and by having low toxicity.

To get a good and nonflammable dielectric fluid means in practice that the compound must be a chlorinated aromatic hydrocarbon. We have studied, for instance, new structures, as shown in figure 1. With chlorobiphenyl oxide, we are afraid of the risk of metabolization in highly toxic dioxins and we feel that products of the family of the chlorobiphenylethane are technically and environmentally much more promising. Actually, introducing a totally new compound would require a long and expensive testing program and it seems better to take advantage of the huge amount of knowledge gathered about PCB's and to see how it may be possible to improve the present situation.

*Development Manager, Prodelec, S.A., 25 Quai Paul Doomer, Courbevoie, France.

774527

GENP 005879

Table 1. Possible solutions for dielectric liquid

IEC type	Chloro-biphenyl	Chloro-benzene	Pour Point (°C)	Viscosity Cst at 20° C	ε at 20° C	Hydrogen index[a]	Askarels for transformer
T_1	60% hexa	40% tri	<-33	21	4.5	<0 excess Cl	Pyralene T_1 Pyroclor
T_2	45% hexa	55% tri and tetra	<-40	11	5	<0 excess Cl	
T_4	70% penta	30% tri	<-30	20	5	0	Inerteen 70-30 Pyralene T_4
	45% penta	55% tri and tetra	<-40	10		<0 excess Cl	Pyralene T_2
T_3	100% tri		<-18	65	6	16	Pyralene T_3 Inerteen 100-42
	60% tri	40% tri	<-50	7	6	10	Pyralene 1460
	40% tri	60% tri and tetra	<-20			4	
		100% tri and tetra	Chrys-tallize -9		6	<0 excess Cl	

[a]Hydrogen index = $\frac{\text{No. hydrogen - No. chlorine}}{\text{Molecular weight}}$.

GENP 005880

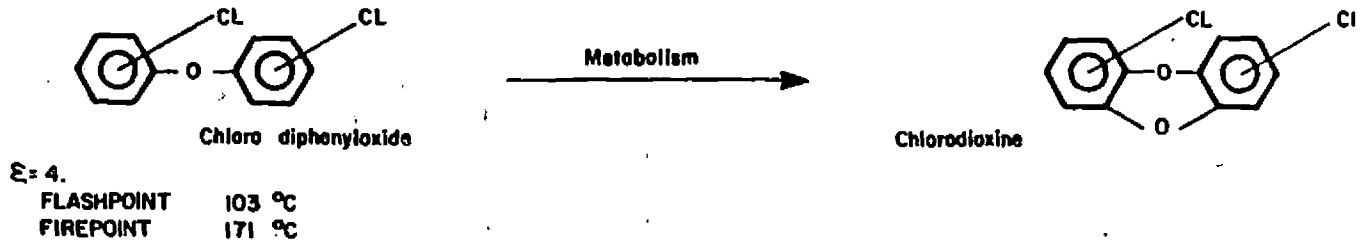

ε= 4.
FLASHPOINT 103 °C
FIREPOINT 171 °C

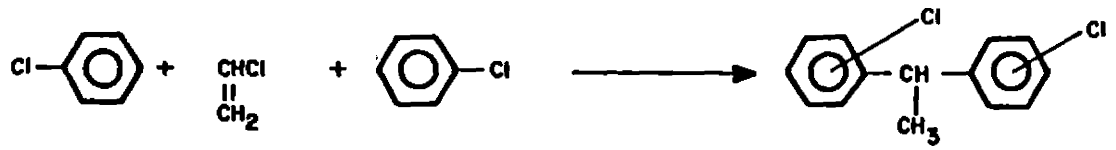

(developed by Teigin)

ε= 5.6
FLASHPOINT 180 °C
FIREPOINT 250 °C

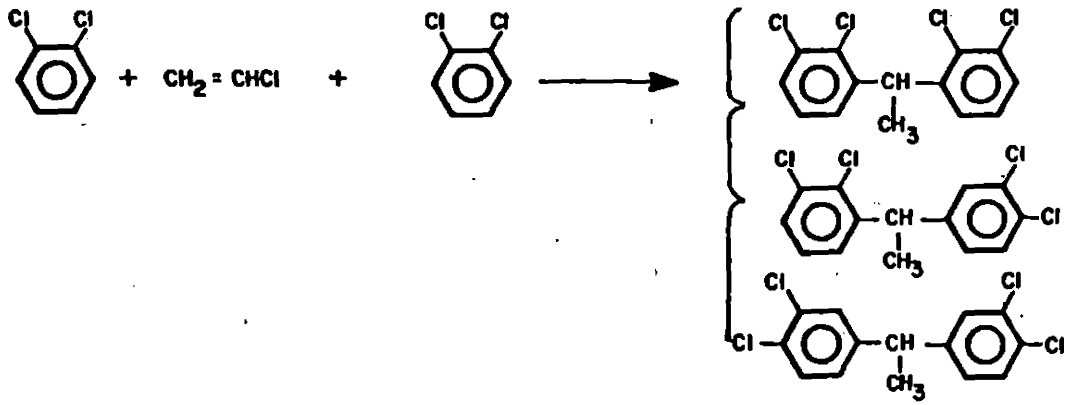

ε= 8.3
FLASHPOINT 210 °C
FIREPOINT NONE

Figure 1. New structures for nonflammable dielectric fluids.

774529

GENP 005881

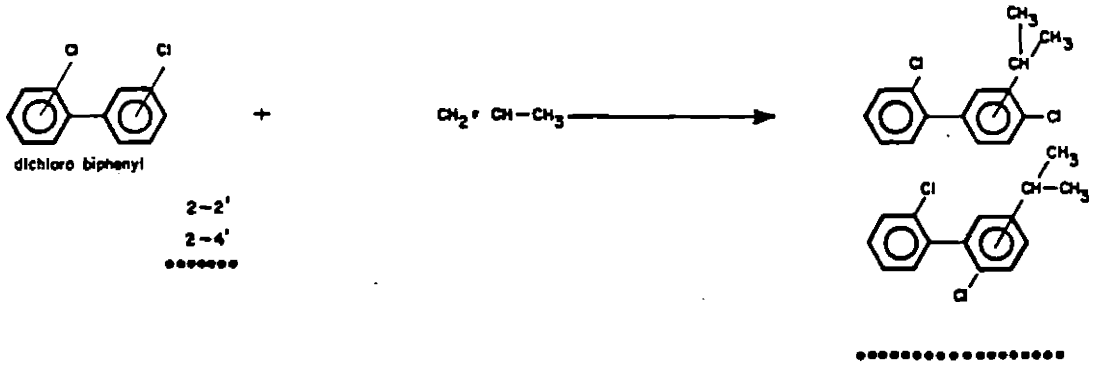

Figure 2. Structure of chloralkylene.

Table 2. Composition of various impregnants

Composition, percent	Chloralkylene 12	Pyralene 3010 (trichloro-biphenyl)	Pyralene 1500	Pyralene 2000
Biphenyl	0	0	0	1.6
Monochlorobiphenyl	0	0	0.5	18.4
Dichlorobiphenyl	20	11.4	37.5	44.0
Trichlorobiphenyl	0	57.1	40.0	23.4
Tetrachlorobiphenyl	0	29.4	20.5	11.7
Pentachlorobiphenyl	0	2.2	1.5	0.9
Alkylchlorobiphenyl isomers	80	-	-	-
Chlorine content, percent	25.8	42.	38.5	33.5

GENP 005882

Table 3. Comparison of chloralkylene to commercial trichlorobiphenyls

Characteristics	Chloralkylene 12	Pyralene 3010 (trichlorodiphenyl)
Specific gravity at 20° C	1.163	1.391
100° C	1.097	1.319
Coefficient of expansion	7.5×10^{-4}	6.8×10^{-4}
Viscosity Cst. at 20° C	135	65
100° C	3.2	2.3
Pour point (ASTM D 97)	-25° C	-23° C
Firepoint (Cleveland)	258° C	none until boiling
Permitivity at 20° C	6.00	5.93
100° C	4.86	4.80
Resistivity 100° C - 500 V - 1 mn	$>3000 \times 10^9$	$>3000 \times 10^9$
Dissipation factor +gδ 100° C - 50 cps	<0.02	<0.02

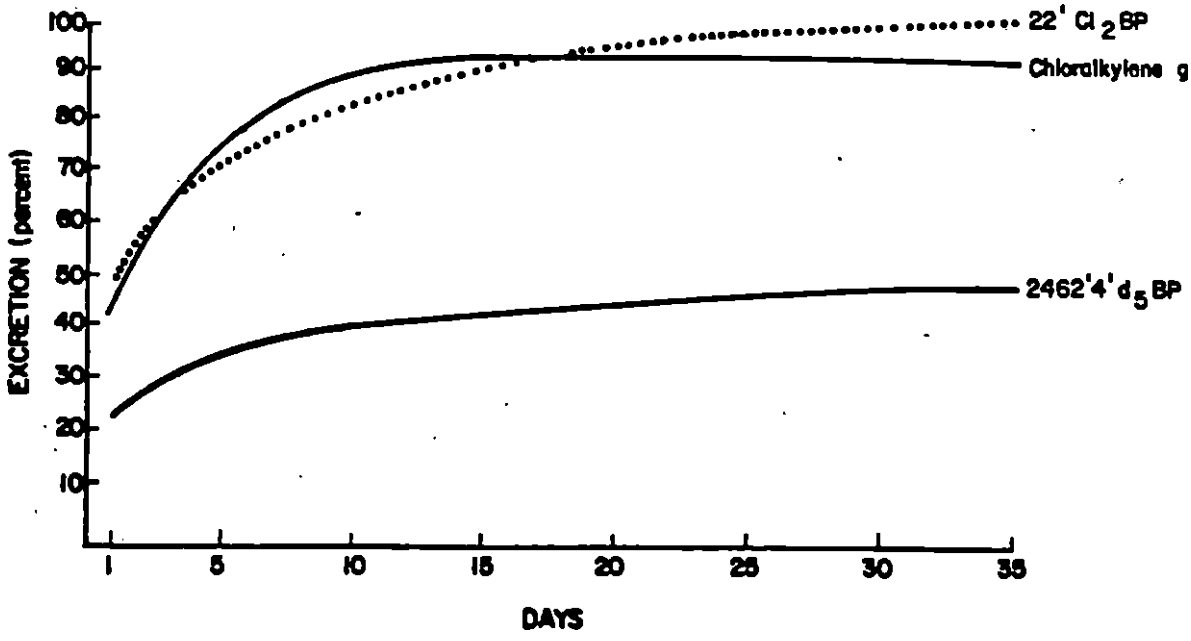

Figure 3. Excretion by rats, with diet of 2 ppm/day for 5 weeks.

GENP 005883

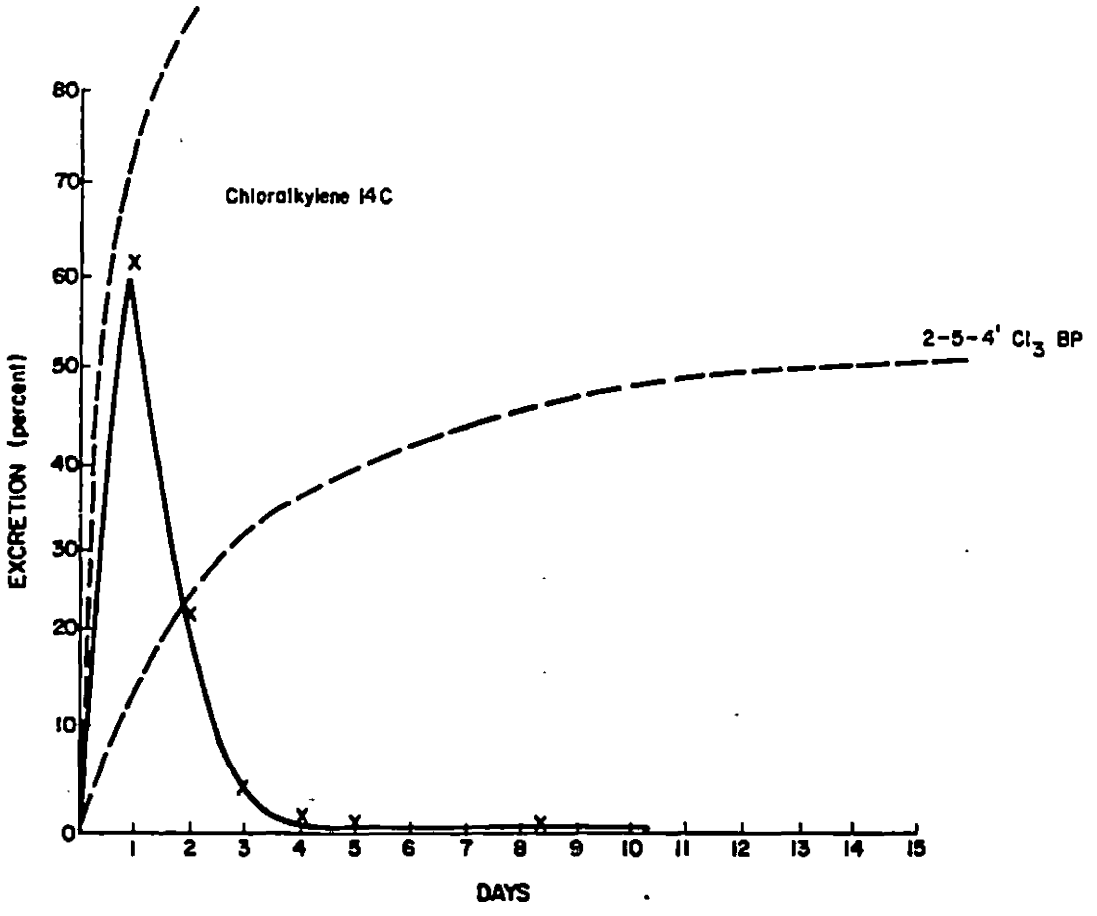

Figure 4. Excretion by rhesus monkey; single oral dose 1 mg/kg.

The studies carried on, in particular by Prof. Korte and Dr. Klein in Germany, seem to prove the easy biodegradability of PCB's when they have a very low chlorine content; therefore, pure mono- or dichlorobiphenyls could be quite acceptable for the environment.

As an impregnant consisting only of mono- and dichlorobiphenyls would crystallize at room temperature, it is necessary to produce a more complicated mixture to get a permanent liquid at all temperatures. We have therefore developed a product named "chloralkylene," obtained by addition of an alkyl chain, actually an isopropyl group, on a mixture of nearly pure dichlorobiphenyl isomers (figure 2).

As shown on table 2, chloralkylene contains no penta- nor tetrachlorobiphenyl and the trichlorobiphenyl content can be extremely low. Technically, for its dielectric and physical properties, the chloralkylene is a perfect substitute to the commercial trichlorobiphenyls (Pyralene 3010, Arochlor 1016), as shown in table 3 and as checked by some major capacitor manufacturers here and abroad.

To assess its impact on the environment, we have given chloralkylene to the Institute for Ecological Chemistry in Bonn, Germany, Prof. Korte. This institute is engaged in an extensive investigation on "PCB's in the Environment." We therefore hope to have next spring the final results on the fate of chloralkylene in comparison with PCB isomers.

Tests on environmental acceptability are actually being carried out with chloralkylene based on 2-4' dichlorobiphenyl labeled with 14c. The tests consist of a study of the balance of the excretion, the storage, and the metabolism in rats and in monkeys (figures 3 and 4); the monkey studies are being completed at the Institute of Experimental Pathology and Toxicology, Albany Medical College, Albany, New York. These tests also examine the fate of chloralkylene in a soil plant ecosystem and in an aquatic ecosystem, as well as its behavior under atmospheric conditions, upon waste composting, and in sewage treatments. The results so far obtained prove that

CENP 005884

774532

chloralkylene does not accumulate, is metabolized quickly, and behaves generally like the dichlorobiphenyls isomers themselves.

Chloralkylene is two times less toxic than trichlorobiphenyl when one compares the acute toxicity values. At this time, there is no real reason to consider PCB's dangerous for the labor manufacturing capacitors, if the necessary precautions are taken. We think that with an easily biodegradable compound such as chloralkylene, long-term effects due to accumulation along the food chain do not need to be feared.

The chloralkylene price is presently twice that of the currently commercially available polychlorobiphenyls, which would result in an increase of the capacitor costs of about 5/10 percent. However, by substituting mineral oil or other substitutes with less outstanding characteristics, the increase of the cost of capacitors would be much higher. We hope to improve its economy and are quite confident that chloralkylene could thus be an excellent substitute for trichlorobiphenyls.

GENP 005885

774533

PCB's AND THEIR SUBSTITUTES – A BRIEF LOOK AT SOME EXAMPLES OF PAST TRADEOFFS

Dale Hattis, Ph.D., and Albert Murray, Ph.D.*

Abstract

Some aspects are described of a study of the economic, health, legal, and other impacts of the past voluntary restriction on PCB sales. Examples illustrate the importance of examining the effects of substitute technologies in assessing regulatory policy by showing the potential for surprises in this regard. In the PCB case, substitutes may be producing both unanticipated economic benefits and unappreciated health and safety risks.

I am Dale Hattis of the Center for Policy Alternatives at M.I.T. My colleague at the center, Dr. Albert Murray, who was originally scheduled to speak here—and who would be the most appropriate speaker on this subject—was unfortunately taken ill about a week and a half ago and he is now still recuperating in the hospital. What I have done in his place for presentation today is to extract some particular examples of tradeoffs from Al's work on PCB's, which illustrate some occasionally surprising features of the technological changes that arise out of environmental/health concerns.

For context, I would like to say that our project, sponsored by the Council on Environmental Quality and EPA, and under the direction of Dr. Nicholas A. Ashford, has for the past year been exploring ways to analyze the economic, environmental health, legal, and other impacts of regulatory decisions related to environmental chemicals. In this exploration, we are now in the process of completing eight experiments in the analysis of the impacts of particular regulatory actions, primarily drawn from the past 5 years of history. The first of our eight experiments, though not strictly resulting from a mandatory governmental action, was the restriction a few years ago of the sale of PCB's for particular uses. Because our case studies are experiments to explore the practical use of methods, and because the resources we could devote to each case were relatively small, we could not perform as comprehensive an elucidation of effects as we would have wished. Nevertheless, we do think that our analyses have revealed important types of questions, similar to those referred to yesterday by Mr. Train, which are difficult to deal with in the single chemical reactive context of most current regulatory authorities.

My initial two examples of such questions on PCB's illustrate the fact that it is sometimes difficult to be sure that technological changes introduced with the intent of reducing environmental health risks accomplish their purpose on balance, when the risks of substitute practices are considered. Sometimes there appear to be legitimate reasons for concern that particular changes—especially in the absence of continuing regulatory followup—might create environmental health hazards as dangerous or more dangerous than the ones that are eliminated.

As a first example, the substitutes for PCB's in some large heat exchangers and in some special hydraulic fluids for high-fire-risk uses are flammable at elevated temperatures. Concern for the lack of fire protection previously provided by PCB's in these situations has reportedly caused a substantial increase, as much as a doubling in some cases, in fire insurance rates on some industrial facilities employing high-temperature heat exchangers. In our case study, Al Murray estimated the total increase in premiums at possibly in the tens of millions of dollars annually. This, of course, reflects mainly property damage and not the human cost. However, if our information on the increased premiums is correct, and if the apparent perception of the insurance companies is correct as to the size of the added chance of catastrophic fires, then we must consider that such events would be likely to be accompanied by appreciable human casualties. The rise in insurance rates, of course, may not reflect an actual change in risk, and in that case the increased insurance cost is simply a transfer payment to the benefit of the insurance companies, but the matter seems to deserve further exploration with the aid of hard statistics on actual fire-risk experience. If the data confirm that appreciable human impact may be expected to occur, alternative means for reducing this risk might be productively evaluated.

Another, although probably less important, example of potential risk of substitute technology arises in the case of the former use of PCB's as a dye-solvent for carbonless carbon paper. It may be recalled that at some frequency PCB's from this source found their way into recycled paperboard products for food contact use, and this was a source of concern for the FDA. Now the PCB's formerly used for this purpose have been replaced, but unfortunately it is not public information what exactly has replaced them. The barrier of trade secrecy

*Research Associates, Center for Policy Alternatives, Massachusetts Institute of Technology, Cambridge, Massachusetts.

GENP 005886

774534

in this instance, as in many others, can frustrate attempts to assess the difference in environmental health risk produced by the change in technology.

Two other examples illustrate the potential for a different category of surprises—those in the economic area.

Formerly, PCB's costing on the order of 25 cents per pound were used in many paints and coatings, sometimes as a major ingredient. In this application PCB's were a chemically stable blender and conferred resistance to fire, impacts, water, and weathering. Our inquiries with paint manufacturers indicate that chlorinated paraffins now perform essentially all the technical functions of PCB's at about half the former cost. Our industry informants mention some increased problems in a few of their products with lowered stability to dechlorination—causing occasional discoloration and loss of weathering resistance—but over the great bulk of their product lines, the industry perception appears to be that the change has been economically beneficial. PCB's had evidently become established as paint additives before the availability and advantages of the chlorinated paraffins became widely appreciated. Later, when approximate technical equality and lower prices might have tempted paint manufacturers to substitute, the usual inertial resistance to any change appears to have caused this opportunity to be generally neglected. The real world and the economists' ideal one occasionally behave differently.

Another example of a surprise (at least to us) in the economic area is the potential importance of even small adverse impacts on sport fishing. A U.S. Department of Interior survey (ref. 1) indicates that in 1970 a total of about 700 million person-days and five billion dollars were spent in pursuit of this pastime — mainly in fresh water. The five billion dollars must, of course, be considered an underestimate of the actual "value" of that activity to people. If PCB's had continued to be used as they were in the past, we might speculate that additional concern of people about residues (such as that now publicly in evidence), or possibly some declines in fish populations might have led to small fractional declines in participation or enjoyment of fishing by some portion of the population. If this were to occur, the loss of value to society of even less than a fraction of a percent of national sport fishing activities might be appraised at tens of millions of dollars annually—depending on the "value" realized by former fishers in substitute recreational activities.

The importance of examining subtle and uncertain effects, including the effects of substitute technologies, is illustrated by such occasional insights into their potential magnitude.

REFERENCES

1. Fish and Wildlife Service, Bureau of Sport Fisheries, U.S. Dept. Interior, "National Survey of Fishing and Hunting," Resource Publication 95, GPO, Washington, D.C., 1972.

774535

GENP 005887

ENJ-2065—AN ELECTRICAL INSULATING FLUID

E. J. Inchalik, Ph.D.*

Abstract

The need for an electrical insulating fluid whose use would avoid the adverse toxicological and ecological effects associated with polychlorinated biphenyls prompted a study of organic esters as possible substitutes. The study culminated in the identification of diisononyl phthalate (ENJ-2065) as a dielectric fluid of potential interest to the capacitor industry. ENJ-2065 has been made available to that industry and it is now being used in some commercial capacitors.

In late 1970, a study was begun at Exxon Research and Engineering Company by Drs. A. J. Rutkowski and E. O. Forster to develop an electrical insulating fluid whose use would avoid the adverse toxicological and ecological effects associated with polychlorinated biphenyls. This study culminated in the identification of diisononyl phthalate (ENJ-2065) as a dielectric fluid of potential interest to the capacitor industry. Exxon Chemical Company U.S.A. has made ENJ-2065 available to the industry for its evaluation and it is now being used in some commercial capacitors.

In the preliminary phases of this study, the dielectric properties of a significant number of mono- and dibasic acid esters were determined in order to obtain a general understanding of the interrelation between molecular structure and dielectric properties. From these data it was concluded that major attention ought to be directed at the esters of phthalic acid. The phthalates that we tested all had dielectric constants of 4-6, close enough to the desired level for fluids for the widely used paper-based capacitors to justify further evaluation. The optimum dielectric constant for these capacitor fluids is one which closely matches the dielectric constant of the paper. A close match reduces electric field inhomogeneities, increases dielectric strength and lifetime, and decreases capacitor size. Other important property criteria for a paper dielectric fluid include a low dissipation factor, to reduce energy loss and destructive heat buildup; a high dielectric strength, to reduce capacitor size and improve service life by permitting short-term exposure of the fluid to abnormally high stresses without breakdown; a low gassing tendency, to avoid production of gases that could lead to pressure buildup in sealed units; stability at elevated temperatures, to prevent capacitor breakdown and stabilize performance; low viscosity, to allow for easier impregnation and filling of capacitors and elimination of air pockets; a low order of toxicity; and compatibility with the environment.

Consideration of these factors as well as availability and cost resulted in narrowing the choice of potential candidates to those shown in table 1. From this list, diisononyl phthalate (ENJ-2065) was selected as the most promising for additional study. ENJ-2065 was chosen on the basis that it has (1) a higher dielectric constant than the phthalates of higher molecular weight, (2) an advantage in its loss characteristics relative to the lower molecular weight dihexyl and dioctyl phthalates, (3) a relatively high flash point of 430° F, (4) a more highly branched molecular structure than dihexyl and dioctyl phthalates with the potential for improved hydrolytic stability and (5) a good balance of other physical and electrical properties. ENJ-2065 is manufactured in the United States by Exxon Chemical Company U.S.A. from phthalic anhydride and a mixture of branched isomeric alcohols in which C_9 alcohols predominate.

Electrical insulating fluids have to remain essentially unchanged chemically when subjected to temperature cycles. Once having chosen ENJ-2065 for further evaluation, it was desirable to know what effect certain contaminants might have on its stability, how these contaminants might be removed, and what additives, if any, might be useful in enhancing its stability.

The effects of small amounts of two potential contaminants, alcohol and water, on conductivity of ENJ-2065 are shown in tables 2 and 3. The results show that alcohol levels of less than about 1,000 ppm and water levels of less than about 100 ppm can probably be tolerated without affecting performance seriously. To remove small quantities of these impurities as well as any acids or catalyst residues from the production of ENJ-2065, we found percolation through a packed column of activated Attapulgus clay to be effective, but we did not carry out extensive studies to optimize a purification system. It is our feeling that systems now being used in the industry for purification of PCB's prior to use in capacitors, or slight modifications of them, will prove to be satisfactory for ENJ-2065.

Although the most widely used capacitors today are of the all-paper type, newer types based on polypropylene film and paper or on all-polypropylene film are growing in importance. With capacitors of this type, the dielectric constant of the fluid is less important.

*Research Associate, Chemical Intermediates Technology Division of Exxon Chemical Company, Linden, New Jersey.

GENP 005888

774536

Table 1. Electrical and physical properties of phthalate esters

Phthalate Ester	Dihexyl	Di-2-ethylhexyl	Diisooctyl	ENJ-2065	Diisodecyl	Ditridecyl
Dielectric constant	5.64	5.33	4.97	4.66	4.45	4.08
Tan delta	--	0.14	0.30	0.05	0.02	0.01
AC conductivity, 10^{-11} (ohm-cm)$^{-1}$	9.0	2.1	1.3	0.29	0.20	0.04
Breakdown voltage (KV/0.1 in.)	--	28	27	30	36	29
Boiling point--mid @ 5 mmHg, °C	210	230	235	252	256	286
Pour point, °C	-33	-50	-45	-48	-50	-37
Viscosity, cps., 20° C	50	81	83	95	110	230
Flashpoint, COC, °F	380	425	430	430	452	470
Firepoint, COC, °F	420	475	485	495	515	555

GENP 005889

774537

Table 2. Effect of residual alcohol on conductivity of ENJ-2065

Temperature cycle (1,000 V, 60 Hz)	Conductivity (10^{-12} ohm-cm)$^{-1}$ Wt. percent alcohol added		
	0	0.01	0.1
25° C	0.78	1.97	1.98
90° C	40	65	320
25° C	3	4	12

Table 3. Effect of residual water on conductivity of ENJ-2065

Temperature cycle (1,000 V, 60 Hz)	Conductivity (10^{-12} ohm-cm)$^{-1}$ Wt. percent water added			
	0	0.001	0.01	0.1
25° C	0.78	2.7	3.7	135
90° C	40	165	>400	>400
25° C	3	10	25	70

Table 4. Weight gain of PP film in contact with dielectric fluid

Fluid	Run number		
	1	2	3
ENJ-2065	11.0	10.9	13.8
Arochlor 1242	18.8	18.2	22.8

GENP 005890

774538

Impregnation of the polypropylene film with the fluid, however, is of great importance and prompted a brief study, summarized on table 4. These data show that ENJ-2065 swells polypropylene capacitor-grade films satisfactorily, as measured by the film weight gain after 2 days at 60° C, so that film impregnation should not be a serious problem. The next generation of capacitors may well be based on metallized polypropylene film. Polychlorinated biphenyls cannot be used for this type of capacitor since they generate hydrogen chloride, which can lead to premature breakdown.

In summary, we believe that ENJ-2065 has a balance of properties such that it will find a niche in the capacitor fluid field.

GENP 005891

774539

GENERAL DISCUSSION OF SESSION V

CHAIRMAN MUIR: All right. I see that we have reached our scheduled departure hour. I think it's only fair to entertain a few questions from the audience and given the diversity, I would request that people raise a question from the floor and then address their questions to the individual they would like an answer from.

MR. BEN KININGHAM (Illinois Lung Association, Springfield, Illinois): I do not have any particular gentleman on the panel to address. I just want to refer to the breakdown of the film, if anyone could elaborate on how that comes about, and if so, is there any research that is being carried on now in development of films that would be any more stable.

MR. RICHARD ROLLINS (Jard Corporation, Bennington, Vermont): Are you talking about a biological breakdown?

MR. KININGHAM: Biological or chemical or both breakdowns.

MR. ROLLINS: It is a reduction type atmosphere in the capacitor so it does not see the oxygen that would normally be considered. The basic problem is not one of the degradation as much as it is an inherent characteristic of not being able to survive voltage levels or stresses in an AC application.

MR. KININGHAM: Would it be feasible to develop an alternative program?

MR. ROLLINS: The organic type films have been used or have been attempted to be used in AC capacitors. The basic problem is one of corona exception and corona distinction voltages, and this is inherently low and goes down to initiation of points 250 to 275 volts and the extinction voltage is extremely low. The meaning of the corona is that the capacitor slowly deteriorates by this ionic device which is the definition of corona. The interpretations of corona I am not going to get into today because every capacitor designer has his own opinion, but every capacitor designer is completely aware of what the corona problems can do. So essentially what we are saying is that organic films have the basic problem of not being able to withstand high AC voltages, especially in the dry system.

On an impregnated system, the circumstances are still there, so you are not really changing the circumstances a great deal in all polypropylene film or any organic film when you impregnate it.

VOICE: I have a question for Dave Wood. We heard a number of things about environmental factors. How about a still lower chlorinated material than 1016 that might be a more desirable material? I believe Monsanto has passed a given developmental material such as 1043, which is a lower chlorinated material.

MR. DAVID WOOD (Monsanto Industrial Chemicals Company, St. Louis, Missouri): We have done considerable work with MCS 1043, but at the present time commercialization of such a product must hang in the balance pending further conclusions being drawn about the true significance in the differences observed between the trichlorinated materials and bichlorinated materials. Aroclor 1016 was itself a reduction in materials from the Aroclor 1042 widely used by the industry.

In order to carry through development of the dichlorinated material, I think we need some approvals from the community that they recognize a movement in that direction as one that should be taken.

So yes, some data are already available. Acceleration or stopping of that program depends largely, on some of the things that we hope will come out of this conference this week.

MS. NANCY STROUP (Environmental Defense Foundation, Washington, D.C.): I apologize for the openhandedness of my question, but I hope that the panel members will respond as concisely as possible.

One of the speakers mentioned that his concern was that we not jump from the frying pan into the fire, and I am sure it's the concern of everyone at this meeting. To that end I would like to know when the four or five compounds that are now being developed to replace PCB's will be tested for the health and safety of these compounds, including carcinogenic, immunogenic, and teratogenic tests before your marketing. And whether this information will be available for independent review.

DR. MUIR: Essentially, as I already outlined in my talk, we developed a date for the work and the work is going forward and we recognize the biphenyl problem and that replacing the product inevitably is going to have to satisfy the most thorough and rigorous testing.

DR. DEAN BRANSON (Dow Chemical, Inc., Midland, Michigan): In the case of methosilicones additional data will be published very shortly and will be publicly available. I think this is most in the minds of all manufacturers when they consider substitutes

GENP 005892

774540

for the material which is dielectrically one of the best ever developed. This will seem to solve the problem when it comes out.

DR. E. J. INCHALIK (Exxon Chemical Company, Linden, New Jersey): A great deal of information is already available. You may recall in 1972 a program sponsored by the National Foundation of Health Sciences and one subject made by Dr. Tapper, what he observed at comparison of PCB and mercury, it was like an ideology searching for a disease, and that's a quote.

The recent study by Dr. Hartung of the University of Michigan has concluded that no problems attributable to polyesters have been noted due to the constant low level exposure of the general population, and that occupationally, only mild skin irritation has been observed at high exposures. But he did point out that ecological work should be continued. And I might add that Dr. Tapper suggested the same.

To help answer these questions, particularly related to these items, a research grant has been made by the University of Missouri to the Manufacturing Chemists Association, and they are starting tests. I think we can hope within the next year or so results will be coming from this study obviously available to all which will help answer these questions.

MR. DUNCAN MacARUTHUR (Booze Allen and Hamilton, Inc., New York, New York): Well, some of the things that you have asked for are in progress and when these things are available, they will also be made available to the general public.

MR. DAVID C. MORRIS (Weyerhauser Company, Tacoma, Washington): You stated, sir, that a cost of $4.9 million would be necessary for I guess you would call them secondary market users like my company, to replace our PCB with some substitute.

Did I understand you correctly, Mr. MacArthur?

MR. MacARTHUR: Yes.

MR. MOSS: Just for my own sake, I just believe in it very strongly, the cost alone is estimated at $2 million and we are right in the midst of investing. And I think somewhere along the line the investing might not take into account the factors that we initially have to face. I would guess it's at least 50 times over.

CHAIRMAN MUIR: Yes, sir.

VOICE: There are three experimental items coming on the market. Will someone label these transformers--

MR. ROLLINS: Well, I'm not too sure, but there have been requests that major capacitors manufacturers now conform by labeling all capacitors that have greater than I believe 5 pounds of Aroclor--I may be wrong, but on small capacitors, the basic problem is the label gets hidden because this is placed into another piece of equipment.

MR. STEVE NUMUS (Environmental Protection Agency): I have a question for Richard Montgomery regarding the use of silicone which was approved by Underwriters Lab for indoor use. Do you know the reasons why it was approved for indoor use and why it was not approved for outdoor use?

And secondly, can somebody give me an idea of the percent of transformers in the United States used for outdoor purposes as opposed to indoor purposes?

MR. RICHARD H. MONTGOMERY (Dow Corning Corporation, Midland, Michigan): First of all, Underwriters Laboratory does not approve of any particular material for any given use--once you exceed 600 volts in a transformer, Underwriter's Laboratories has no certification. The only certification received from Underwriters' Laboratories is as to the fire hazard of your particular material on a scale which ranges from 0 to 100, with the burnability of water as 0, and gasoline as 100. Therefore, Underwriter's Laboratory does not approve silicone material for indoor use.

In respect to the use of dielectric fluids in transformers, the electric code for outdoor uses does not specify nonflammable material. It does in subsection 450, paragraph 23 approve the use for the indoors. These are the only materials approved for use.

MR. NUMUS: I want to know the percentage as opposed to indoor use.

MR. MONTGOMERY: Well, my research seems to indicate 85 to 90 percent of the transformers sold in the United States are currently outdoor applications, and the other 10 to 15 percent are indoor applications, for safety is of paramount importance.

MR. WOOD: Essentially the figure that he is using is pretty accurate. Very large power transformers are filled with mineral oil because, if they're out in the field, there is not a substantial hazard, they can be screened out. In the medium voltage range the use of askarel is something under 15 percent of the transformers used in that medium voltage area.

MR. CLIFFORD H. TUTTLE (Aerovox Industries, Inc., New Bedford, Massachusetts): I really have two questions--another alternative mentioned up there, the capacitor for getting the high voltage can consume 20 to 50 million pounds a year. How long

GENP 005893

would it take fluid to be available in that type of quantity; 1 year, 2 years, 3 years, or what? I don't want to pressure you, I just want to determine.

The second question is a third of that market is lighting, fluorescence. If you have an application at 100° C, are any of these fluids or alternatives capable of operating at that temperature without breaking?

MR. MONTGOMERY: Let me answer your second question first. The answer is yes. The answer to the first question is we do have the productive capabilities capable to handle that market. It could be accomplished very quickly. It would probably be faster than the industry takes to evaluate and qualify new material.

MR. WOOD: In terms of Monsanto, alternatives could be made available on a production basis in calendar year 1976, in relationship to the stability of these materials at 100° in the HIB and the fluorescent lighting capacitors, these are test sequences which are going on under our test programs. And the results will be forthcoming. We are in a period now of collective work. We are not ready to go tomorrow.

GENP 005894

20 November 1975

Session VI:

GENERAL SESSION

Christopher M. Timm*
Session Chairman

*Director, Surveillance and Analysis Division, Environmental Protection Agency—Region V, Chicago, Illinois.

GENP 005895

774543

GENP 005896

774544

OPEN DISCUSSION

DR. JOHN BUCKLEY (Environmental Protection Agency, Washington, D.C.): I'd like to call to order the evening session which is our General Session. There are some papers to be presented tonight that are technical papers appropriate to other parts of the session but which just didn't fit in. In the rest of the sessions we've tried to avoid people expressing their opinions. So with that, I'd like to turn it over to our Chairman for the evening, Chris Timm, who is the Director of the Surveillance and Analysis Division for EPA here in Chicago.

MR. CHRISTOPHER TIMM (Environmental Protection Agency, Chicago, Illinois): Thank you, John. I have at the present time 26 registered speakers. There won't be any discussion during this session.

I'd like to start off by introducing the groups that have been most directly impacted by PCB's in the environment, at least as far as their livelihoods. They are the real reason we have conferences like this. We have a group of commercial fishermen, commercial as far as both the market and as far as recreational aspects in the charter fishing, who are here from Lake Michigan and some of the surrounding areas. I will lead off with them. I'll mix it up after that with technical presentations, industrial viewpoints, environmental groups, etc.

MS. JEAN HERMES (Spokesperson for Commercial Fishing Interests, Green Bay, Wisconsin): I would like you to know that hardships are already being inflicted on families because of the PCB poisoning of our waters. We are fourth-generation commercial fishermen out of Green Bay. We have four children and have had our livelihood taken away because of high levels of PCB's in the Green Bay waters.

On the last part of July of this year, the FDA shut down our business when fish tested from our nets measured 54 ppm of PCB's. Overnight we've lost a business it's taken 15 years to build.

As PCB's are almost indestructible, any further discharge, no matter how small, would only add to an already insurmountable problem. The mills dumping PCB's into the waters have gotten rich at everyone's expense but their own. It is time they make a few sacrifices. Industries have been allowed to pollute and poison the waters long enough. Every commercial fisherman in Wisconsin will soon face our situation.

The commercial fisherman provides the public with a food that is 75 percent protein. In these days of food shortages, it is a crime to let this commodity be destroyed. But the commercial fisherman will not suffer alone. Sportfishing, all water recreation, and tourist towns are threatened. Even our drinking water will become, if it is not already, hazardous. Someone must be held responsible for stopping PCB discharge into our waters before they are destroyed beyond repair. Thank you.

MS. GLORIANNE HERMES (Spokesperson for Commercial Fishing Interests, Green Bay, Wisconsin): We are from another family with seven children that fishes carp commercially from the waters of Green Bay. We have also lost our livelihood because of the high levels of PCB in carp taken from Green Bay waters. Our fish measured up to 57 ppm when tested by the Agriculture Department and we were forced to release the 15,000 pounds of carp that were in our holding ponds at that time.

The PCB problem so far has been handled backwards. My husband and his brothers were stopped from fishing carp on Green Bay, while nothing has been done to stop the sources of PCB's. The fisherman who had no part in the PCB pollution has been inflicted with great hardships after many years of building his business.

The innocent have been made to pay the price for the destruction caused by a few industries that are getting richer everyday and do not want to reinvest a small part of their profits into the treatment of their waste.

We believed that the EPA and DNR were keeping the waters clean and safe, which is supposed to be their job. How has our water been allowed to become so chemically polluted as to make its fish inedible even for animal consumption or even for use as a fertilizer? Some people have not been doing their job. For if the industries' discharges were safe, so would the water and fish be safe.

The DNR still plans to plant trout and salmon into the waters although the levels of PCB in these fish tested out even higher than some of our carp. Also, they claim that no money is available to compensate commercial fishermen for their losses due to the PCB problem when they still plan on planting trout and salmon into the polluted water.

It isn't going to help to lower the limit of PCB's

Preceding page blank

774545

GENP 005897

from 5 ppm to 2 ppm, as nothing has been done to stop the dumping of PCB's even at the 5-ppm level. To lower the limit of PCB's in fish from 5 ppm to 2 ppm would destroy the fishing industry all over the United States. The levels of PCB in all other edible products, such as meat, would also have to be lowered and sport fishing would have to be stopped altogether. The fishermen would have to be compensated for their losses, which resulted from other parties' ruthlessness and carelessness.

Please attack this problem where it started by stopping all PCB discharges into the water immediately. Thank you.

MR. GENE LAMBRICH (Spokesperson for Commercial Fishing Interests, Green Bay, Wisconsin, and representative of Lambrich Brothers Live Fish Company): We haul fish from the Hermes Brothers and I think something that a lot of people don't realize is that carp is a good fish. It's just not a scavenger, it's something that's a necessity. We have two fishing resorts in St. Louis, Missouri. It has cost us roughly over 100 thousand dollars since July of this year and I think that our load was a sample load that the Federal Food and Drug Administration took the samples off of and said they were polluted.

Now if these fish were polluted at the time we inquired, in February 1975, they did state that there were PCB's in the water; why weren't they periodically checked and sampled, and if there was pollution at that time, why wasn't it stopped? We're just one of a few fish haulers. This goes all over the United States. For the life of me I can't figure out why they cannot do something with the people putting these pollutions in the waters. Thank you.

LEE WEDDIG (National Fisheries Institute, Washington, D.C.): We're a trade association consisting of 550 companies engaged in the commercial fish and seafood business.

This is somewhat of an old refrain here. In the last several years we've talked about things like DDT in our waters, which had its toll. After that it was mercury, and today it's PCB. In each of these situations, there was a cost to our business, which is a 6 billion dollar industry in the United States. It represents the livelihood of 140 thousand people throughout the entire country. In each of these situations, our industry faces three losses. The first is the direct loss of income, such as has been related to you by the people who were up here a few minutes ago, as their products become unsaleable. Then we have the loss that is harder to define yet was alluded to today, and that's the destruction of habitat for our resource. Many of our resources are failing. We're running out of fish, there's been speculation that perhaps we're overfishing. But as we learn what these chemicals do to the ability of fish to reproduce, we would have to believe that the real cause of some of the failures in our resources is because of the pollution that has been caused by the unchecked dumping of chemicals into the water.

And then finally we have a loss of consumer confidence. People don't understand that in a case of PCB's, there are certain fish that are taken from the market because they do exceed the Food and Drug Administration tolerances. The consumer doesn't really understand that this affects only a very small portion of the total and the reaction is—Well, let's not use any fish—which is certainly an unjustifiable attitude, but nonetheless, it does exist.

It's also very easy for one to say the percentage of loss is small. We are a 6 billion dollar industry; we supply something like 10 billion pounds of fish a year to the consumer. One can listen to the folks from Green Bay and say, "Well, perhaps you could lose several hundred thousand pounds of fish a year and it doesn't really amount to much in the way of percentage." But yet for these folks, it's 100 percent.

Those are the losses that our industry has. What we're recommending to this group to do, is to muster its strength, to come up with six different points. We have to solve the problem. We cannot just live with the DDT's, the mercury, the PCB's, or whatever it will be next year. We have to come to a solution. So we're recommending six things.

First for the immediate. The Government should immediately ban further sale, production, importation, or recycling of PCB's in any form, with perhaps an exception for use in existing electrical transformers where usage should be strictly controlled. But after hearing this afternoon's statement about possible substitutes that have been used in other countries, I'm not too sure I even agree to my exception any more.

Efforts should be made to achieve an international agreement to the same goals. If legislation is necessary to achieve such a ban, then we should all get together to get it passed.

Number two, we must establish a national system to provide for safe disposal of PCB's already used in electrical equipment. We were shocked to hear of the hundreds of millions of capacitors that are in use and we can just envision that over the

774546

GENP 005898

next 30 to 50 years these elements are going to be disposed of without any control whatsoever, and eventually they are going to leak into our environment.

Number three, the Toxic Substances Control Act must be passed. We must avoid future problems of this type with other chemicals. I admit our industry has not worked hard enough to get this bill passed. We did support it as it went through the various stages of the Congress, but we did not really get behind it and scream loud enough. I can assure you we will do this from this point on.

Number four, we believe the present Food and Drug tolerance of 5 ppm in fish should be retained pending further research on the toxic effects on humans of PCB's. We believe that any reduction in tolerance should be selective, based on the role and the specific effect of the food in the diet.

Five, compensation, in all justice, must be made to commercial fishermen whose livelihood is destroyed by prohibition of sale of the species of fish in which the presence of PCB exceeds the Food and Drug tolerance. One element of our society must not pay for the mistake of the entire society.

And sixth, Congress should investigate the Environmental Protection Agency to determine why effluent standards for PCB's have not yet been established despite the clear mandate of the Water Quality Act to do so. If EPA doesn't have the funding, we have to get it. If the deadlines were unreasonable as set by Congress in 1972, then Congress should know they were unreasonable. Nonetheless, our industry would have expected results from this act at this time. Thank you.

PCB BODY BURDENS DENY FULL USE OF THE GREAT LAKES FISHERY RESOURCE

Carlos M. Fetterolf, Jr.*

The 1954 Convention on Great Lakes Fisheries between the United States of America and Canada led to establishment of the international Great Lakes Fishery Commission in 1956. The Commission has two major thrusts, control of the sea lamprey and determination of research and management strategies to provide sustained productivity in the convention area of any stock of fish which is of common concern to the parties. The Commission works cooperatively with the Canadian and U.S. Federal agencies and the provincial and State governments of Ontario and eight Great Lakes States to improve and perpetuate Great Lakes fishery resources.

The statement below is not Commission-approved. It is an expression of my personal opinions as the Commission's executive secretary.

The U.S. Food and Drug Administration guideline of 5 μg/g (ppm) in edible tissue of fish has been exceeded in numerous species in lakes Michigan, Huron, Erie, and Ontario, and in their connecting waters. Several important sport and commercial species are included with those that exceed the guideline. This situation casts a pall over the social and economic aspects of Great Lakes fisheries. It creates a very real problem for commerical fishermen, processors, and retailers; a shadow of doubt in the minds of every consumer and sport fisherman; an added question for the fishery manager; a symbol of defeat for the water pollution control agencies; and a mark for every environmental management critic to flaunt as an example of the failure of the "system." It denies full use of the Great Lakes fishery resource.

I hope none of you have the feeling that if residues in Great Lakes fish diminish to below 5 μg/g that all is well. A few years ago commercial mink ranchers fed their animals Great Lakes fish until they noticed a disturbing phenomenon, reproduction was falling off alarmingly. This led to studies of the effects of PCB's in ranch mink. Ringer et al. (ref. 1) demonstrated that 2 μg/g PCB's in fish flesh prevented survival of newborn animals, and Platonow and Karstad (ref. 2) demonstrated that reproduction was eliminated in mink fed a beef diet containing 0.64 μg/g Aroclor 1254, a PCB compound. If regulatory agencies consider fish as animal feed a use to be protected, application of a modest 0.2 safety factor provides a tissue level of 0.1 μg/g PCB in whole fish. There aren't many adult fish in the Great Lakes system that can meet that objective at this time.

The presence of PCB's in Great Lakes fish continues to deny full use of the fishery resource. The Great Lakes Fishery Commission is not a regulatory agency. We must

*Executive Secretary, Great Lakes Fishery Commission, Ann Arbor, Michigan.

GENP 005899

774547

depend on legislative action to pass the laws and enforcement agencies to furnish the muscle which will provide an aquatic environment that will produce usable fishery products. It appears to me that some foot dragging has been going on. How do we get response from a regulatory agency? Dr. Nisbet expressed disappointment that so few people were aware of his $8 publication and concluded that to have impact one must release large amounts of reprints into the environment. I don't think that's the answer.

How about development of data and publication by the regulatory agency itself? You heard Charlie Walker state that PCB's in fish were added in 1970 to the National Pesticide Residue Monitoring Program participated in by EPA. Data showing PCB body burdens as high as 213 μg/g in the Hudson River and 133 μg/g in the Ohio River were available 5 years ago. FDA guidelines of 5 μg/g were the same then as they are now.

How about the regulatory agency funding a study to recommend allowable levels of contaminants? EPA funded such a study by the National Academy of Sciences/Engineering in 1971 and the first draft was delivered on schedule to EPA's Washington office in December 1971. The recommendation for PCB's in that draft of Water Quality Criteria 1972 (ref. 3) read similarly to that in the published document:

> "Aquatic life should be protected where the maximum concentration of total PCB in unfiltered water does not exceed 0.002 μg/l at any time or place, and the residues in the general body tissues of any aquatic organism do not exceed 0.5 μg/g."

The National Academy report concluded that water quality levels alone were insufficient to predict what body burdens could result and therefore combined a body burden recommendation. If the body burden exceeded the recommendation, then obviously the water concentration was too high and should be further restricted.

In the four years since EPA received that recommendation from the National Academy of Sciences, sufficient data have been developed so that the recommendation of the Water Quality Objectives Subcommittee to the International Joint Commission made in June 1975 (ref. 4) could read:

> The concentration of total polychlorinated biphenyls in fish tissues (whole fish, calculated on a wet weight basis), should not exceed 0.1 micrograms per gram for the protection of fish consuming birds and animals.
>
> NOTE: The Subcommittee expresses concern that a water concentration objective for this ubiquitous contaminant is unavailable. Based upon poorly defined bioconcentration factors it may be concluded that PCB's in water should not exceed 0.001 micrograms per litre (1 ppt). However, this level may not be adequate to provide protection to certain predators, and could presently not be enforced because of insufficiently sensitive quantification limits.

This was a reduction to 0.1 μg/g body burden in whole fish from the NAS recommendation of 0.5 μg/g and a reduction in water level concentration from the 0.002 μg/l of the Blue Book to stating that 0.001 μg/l may be inadequate.

I am pleased that EPA is currently releasing for review their proposed Quality Criteria for Water. Remember yesterday Tom Kopp showed us the recommendation for PCB's, "0.001 μg/l for freshwater and marine aquatic life and for consumers thereof." Wastes go into systems, different systems have different capacities of response to PCB's. Is a blanket nationwide water level fair to industry, the environment, and the people? Will this water concentration alone do the job?

Apparently there is no accompanying body burden recommendation. This is disturbing to me. I didn't know EPA was so confident that bioaccumulation from 0.001 μg/l won't be a problem. Remember I told you that 0.64 μg/g Aroclor 1254 in the diet of ranch mink eliminated reproduction? A modest safety factor of 0.2 provided a recommended residue in fish of 0.1 μg/g used to feed mink. You heard several speakers mention bioconcentration factors greater than 100,000, some as high as 270,000. Two hundred thousand multiplied by a water concentration of 0.001 μg/l yields a body burden of 0.2 μg/g, double the recommended residue if you're in the business of selling fish to mink ranchers.

I don't believe the concentration of PCB in the waters of Lake Superior is known accurately enough that it appears in the refereed literature. It is generally believed to be 0.001 μg/l, the concentration recommended in EPA's proposed Quality Criteria for Water. An analytical chemist of EPA's National Water Quality Laboratory at Duluth on the shores of Lake Superior estimates the PCB concentration in Lake Superior water at 0.0004 μg/l, 0.4 parts per trillion. The total PCB body burden of whole Lake Superior adult ciscoes is 5 μg/g and greater. Depending on which water concentration one chooses, we have a bioconcentration factor of at least 500,000 times. I don't believe the proposed EPA water concentration is going to do the job necessary so that Great Lakes fishery resources can be fully used. Canada shares the Great Lakes with us. The November 17, 1975, announcement by its Department of Health and Welfare, lowering its PCB regulatory level to 2 μg/g

CFNP 005900

774548

in edible tissue is going to further restrict the full use of Great Lakes fishery resources.

You heard Dr. Munson say this morning that 99 percent of the PCB content in upper Chesapeake Bay water is associated with suspended sediment. Obviously it's going to affect analytical results if you measure water concentrations unfiltered, settled, or filtered. I was surprised EPA's proposed recommendation for PCB did not include a mention of whether suspended materials should be included in the analysis. By the way, are PCB's adsorbed to suspended materials biologically important? If not, perhaps the water should be filtered before analysis. Do regulatory agencies know the answers to questions so critical to our environment and economic welfare?

There are several avenues of problem solution open to EPA. There are tough choices, and fortunately it is not my responsibility to make a recommendation. All I ask is that something be done, and that what is done will permit full use of the Great Lakes fishery resource.

REFERENCES

1. R. K. Ringer, R. J. Aulerich, and M. Zabik, "Effect of Dietary Polychlorinated Biphenyls on Growth and Reproduction of Mink," *Amer. Chem. Soc. National Meeting Preprints of Papers*, Vol. 12 (1972), pp. 149-154.
2. N. S. Platonow and L. H. Karstad, "Dietary Effects of Polychlorinated Biphenyls on Mink," *Can. J. Comp. Med.*, Vol. 37 (1973), pp. 391-400.
3. *Water Quality Criteria 1972*, National Academy of Sciences, National Academy of Engineering, U.S. Environmental Protection Agency Ecological Research Series, EPA-R3-73-C33, Superintendent of Documents, Washington, D.C., pp. 595.
4. Great Lakes Water Quality Board, third annual report to the International Joint Commission, 1975, IJC Regional Office, Windsor, Canada.

• • • • • • • • • • • • • • • •

DR. WILBUR P. MCNULTY (Oregon Regional Primate Research Center, Beaverton, Oregon): I will summarize briefly a series of experiments on the toxicity of polychlorinated biphenyls (PCB's) in rhesus monkeys. Three preliminary conclusions can be drawn from the results.

First, PCB's produce a unique and reproducible constellation of pathologic changes in monkeys over a wide range of doses. These changes are different from those reported for other laboratory animals. Furthermore, 2,3,7,8-tetrachlorodibenzo-p-dioxin (TCDD) causes exactly the same constellation.

Second, rhesus monkeys are lethally poisoned by very low levels of intake of PCB's in the diet, roughly 100 times less than the levels which cause serious illness in rats.

Third, some individual PCB components are quite toxic for monkeys and some are not. Contaminating chlorodibenzodioxins or -furans probably cannot account for the toxicity of commercial Aroclor 1242 in monkeys.

Figure 1 shows extensive downgrowth of mucous glands into the submucosa of the stomach of a monkey which died after 8 months consumption of regular monkey chow to which Aroclor 1242 was added at 3 ppm. The development of this gastric lesion was studied by monthly biopsies in monkeys fed Aroclor 1242 at 3 to 10 ppm, and the results will be discussed by my colleague Dr. Bell.

An early clinical sign of PCB poisoning in rhesus monkeys is thickening and reddening of the eyelids. The Meibomian (sebaceous) glands were completely converted to squamous cysts (figure 2). Sebaceous glands associated with hair follicles in the face and and scalp similarly underwent squamous metaplasia, with atrophy of the gland or, occasionally, cyst formation (figure 3).

The thymus became markedly atrophic (figure 4); the thymocytic cortex disappeared entirely, and the corpuscles formed small cysts.

Exactly the same pattern of changes was found in monkeys accidentally poisoned with what subsequent chromatographic analysis of the tissues showed was probably Aroclor 1260, presumably used in construction materials in the pens. And finally, the same pattern followed experimental poisoning with TCDD—in only 12 days at an intake of 20 ppb in the diet.

The spectrum was the same at exposure of from 3 to 800 ppm of Aroclor 1242, though of course

GENP 005901

774549

Figure 1a. Normal gastric mucosa of young male rhesus monkey. H&E, 30x.

Figure 1b. Gastric mucosa of young male rhesus monkey fed diet containing 3 ppm Aroclor 1242 for 8 months. Extensive mucous epithelial invasion of submucosa. H&E, 30x.

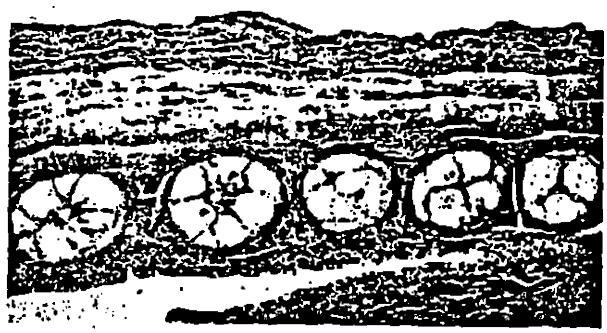

Figure 2a. Normal eyelid of young male rhesus monkey. Transverse section, conjunctival surface below. H&E, 30x.

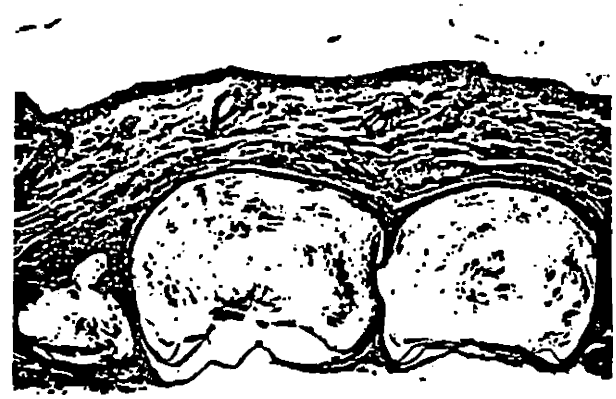

Figure 2b. Eyelid of young male rhesus monkey fed diet containing 3 ppm Aroclor 1242 for 8 months. Squamous metaplasia and cystic dilation of Meibomian glands. H&E, 30x.

GENP 005902



Figure 3a. Normal vibrissae or sinus hairs in lip of young male rhesus monkey. A garland of sebaceous glands encircles the hair follicle at the upper end of the blood sinus. H&E, 30x.

Figure 3b. Sinus hair of lip of young male rhesus monkey fed diet containing 3 ppm Aroclor 1242 for 8 months. Garland of sebaceous glands is absent. H&E, 30x.

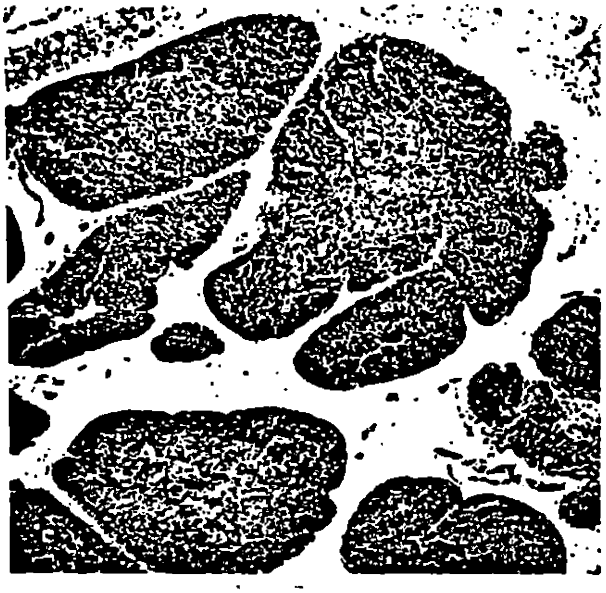

Figure 4a. Normal thymus of young male rhesus monkey. H&E, 30x.

Figure 4b. Thymus of young male rhesus monkey fed diet containing 3 ppm Aroclor 1242 for 8 months. Severe atrophy and cyst formation in corpuscles. H&E, 30x.

GENP 005903

illness and death came sooner at higher doses. A dietary level of 3 ppm corresponds to an intake of 150 μg/kg/day, or about 40 times the level that Dr. Nisbet calculated might be the intake of a fisherman or a nursing baby today.

At least with respect to the effects on sebaceous glands, the disease in monkeys resembles that reported in the victims of Yusho, an accidental poisoning of Japanese people.

I have tested three pure PCB compounds at 10 ppm; this is a reference level which, in the case of Aroclor 1242, causes barely discernible histologic changes in 30 days, slight clinical illness in 45 days, and outspoken disease in 60 days.

At this level, 2,4,4'-trichlorobiphenyl and 2,4,5,2',5'-pentachlorobiphenyl, both major components of Aroclor 1242, caused no clinical or histological changes in rhesus monkeys experimentally fed for 80 days. On the other hand, 3,4,3',4'-tetrachlorobiphenyl, which is not significantly present in Aroclor 1242 killed a monkey and caused the usual pathologic changes in 34 days. This finding invites the speculation that the metabolites of some PCB's may be the actual toxins. For example, 2,3,7,8-tetrachlorodibenzofuran (TCDF), which is known to be quite toxic for laboratory rodents but has yet to be tested in monkeys, could conceivably be formed from the 3,4,3',4'-tetrachloro-biphenyl by hydroxylation and condensation. But this lot of tetrachlorobiphenyl has yet to be analyzed for possible preexisting contaminants.

However, it is not likely that contaminating dioxins or furans can account for the toxicity of commercial PCB's. Pilot experiments have indicated that TCDD is about 10,000 times as toxic as Aroclor 1242 on a per gram basis. TCDF can be expected to be somewhat less active. Since our analysis of Aroclor 1242 has shown contamination to be not more than 1 ppm, there is not enough dioxin or furan present to account for the effects of the Aroclor.

ULTRASTRUCTURAL FEATURES OF GASTRIC MUCOSA AND SEBACEOUS GLANDS AFTER INGESTION OF AROCLOR 1242 BY RHESUS MONKEYS

Mary Bell, Ph.D.

The effects of PCB's on the stomach, skin, and liver of rhesus monkeys have previously been described by Allen and his associates (refs. 1-5) and some of these effects by McNulty (ref. 6). Of these organs, the liver has been the only one on which any electron microscopic observations have been made. In the liver, PCB administration results in a proliferation of the smooth endoplasmic reticulum and, in some cases, the accumulation of fat droplets within the hepatocyte. Because the cytological features of these organs are extremely diverse, it is important to document the effects of PCB's of all of them.

McNulty (ref. 6) has described a series of rhesus monkeys that were fed either 3, 10, 30, or 100 parts per million (ppm) Aroclor 1242 until they became moribund. The stomach and lip of each animal were serially biopsied at monthly intervals beginning 2 weeks after first ingestion of these compounds. The tissues were processed according to routine procedures for light and electron microscopic observation. This report describes the effects of ingestion of Aroclor 1242 on the cellular components of the stomach and of the sebaceous glands associated with the large tactile, facial hairs, vibrissae, of these animals.

Figures 1 and 2 demonstrate the changes seen with the light microscope in the gastric epithelium of an animal fed 100 ppm Aroclor 1242. After 2 weeks ingestion, the stomach was still essentially normal (figure 1). The mucus-secreting surface and the gastric glands that contain parietal cells (hydrochloric acid secretors) and zymogenic cells (enzyme secretors) showed no pathologic changes. After ingestion of 100 ppm PCB's for 2 months, however, the mucus-secreting surface had become hyperplastic (figure 2); the parietal and zymogenic cells of the gastric glands had totally disappeared and had been replaced by mucus-secreting cells. These effects, though demonstrable at varying times after onset of PCB administration, were identical in all animals at any of the dose levels used. Figures 3 and 4 show the

*Assistant Professor of Environmental Health, University of Cincinnati, Department of Environmental Health, Kettering Laboratory, 3223 Eden Avenue, Cincinnati, Ohio 45267.

GENP 005904

774552

Figure 1. A light micrograph of the gastric mucosa of a rhesus monkey fed 100 ppm Aroclor 1242 for 2 weeks. The mucus-secreting surface mucosa and the gastric glands containing parietal and zymogenic cells are of essentially normal appearance (x140).

Figure 2. An oblique section of gastric mucosa from a rhesus monkey fed 100 ppm Aroclor 1242 for 2 ½ months. Most of the gastric glands have been replaced by mucus-secreting cells (x140).

effects after 5-½ months on the stomach of an animal fed 3 ppm Aroclor 1242. At this time, most of the gastric glands had been replaced by mucus-secreting epithelium.

At the electron microscope level, the first PCB-related changes were seen in the parietal cells of the gastric glands, and some of these changes were observed at the higher dosage levels shortly after the onset of PCB ingestion. These cells normally have a distinctive cytology, which includes intracellular canaliculi through which the hydrochloric acid is secreted, many small cytoplasmic vesicles, and large numbers of mitochondria. After PCB ingestion, the intracellular canaliculi became somewhat distended, the cytoplasmic vesicles became less discrete and tended to break down, and small dense bodies, presumably containing hydrolytic enzymes, accumulated (figure 5).

In the bases of the gastric glands, mucus-secreting cells were interspersed among zymogenic cells after ingestion of PCB's. Zymogenic cells normally contain extensive concentrations of granular endoplasmic reticulum located basally in the cells; this reticulum is responsible for the production of enzymes. After PCB ingestion, however, mucus-secreting cells with typically little endoplasmic reticulum began to appear adjacent to the zymogen-secreting cells (figure 6). In some cells still recognizable as zymogenic, the endoplasmic reticulum was dilated and the cells contained large autophagic vacuoles (figure 7). The latter usually occur in cells that are undergoing degradation.

Figures 8 and 9 show the changes seen at the light microscope level in the sebaceous glands associated with the tactile hairs of the face after PCB ingestion. Normally, lipid production by the sebaceous glands begins close to the peripheral portions of the glandular alveoli and continues to the more central portions where the

GENP 005905

774553

Figure 3. Gastric mucosa of a rhesus monkey fed 3 ppm Aroclor 1242 for 5 ½ months. Most of the gastric glands have been replaced by mucus-secreting cells. The effects are similar to those shown in figure 2 (x140).

Figure 4. A higher magnification of a portion of figure 3. The gastric glands are almost completely composed of mucus-secreting cells. Only one gland (at the left center of the field) contains zymogenic cells (x560).

lipid is secreted onto the hairs. After ingestion of Aroclor 1242, lipid synthesis and accumulation became increasingly limited to the central zones of the alveoli; ultimately, only small buds of cells no longer secreting lipid droplets were found adjacent to the hair follicles in the sites normally occupied by sebaceous glands. These effects were identical in all animals fed PCB's, but they occurred most rapidly at 100 ppm, least rapidly at 3 ppm Aroclor 1242.

As observed at the electron microscope level, sebaceous cells normally contain large Golgi zones that are the site of synthesis of the lipid droplets and many profiles of agranular endoplasmic reticulum, which are considered to participate actively in the production of lipid (figure 10). After PCB ingestion, these membranes acquired a softened appearance during stages when they were still prominent. Many small electron-opaque bodies, probably indicative of the presence of hydrolytic enzymes, also occurred in these cells after PCB ingestion. When no lipid droplets were detectable after PCB ingestion (~ 2-½ months at 100 ppm, ~ 4-½ months at 3 ppm), filaments usually associated with epidermal-type cells (from which sebaceous glands are embryologically derived) often increased in abundance in the sebaceous cells, they continued to contain a few profiles of granular endoplasmic reticulum, but smooth membranes could no longer be detected (figure 11). Ultimately, the sebaceous cells no longer even resembled the epidermal cell type, and they no longer appeared capable of producing lipid.

These studies do not enable us to determine whether cells can change their direction of differentiation under the influence of PCB's or whether they merely differentiate in the only direction available to them when PCB's are present. They do tell us, however, that cells, depending on their location and function in the body, respond in very different ways to PCB's.

GENP 005906

774554

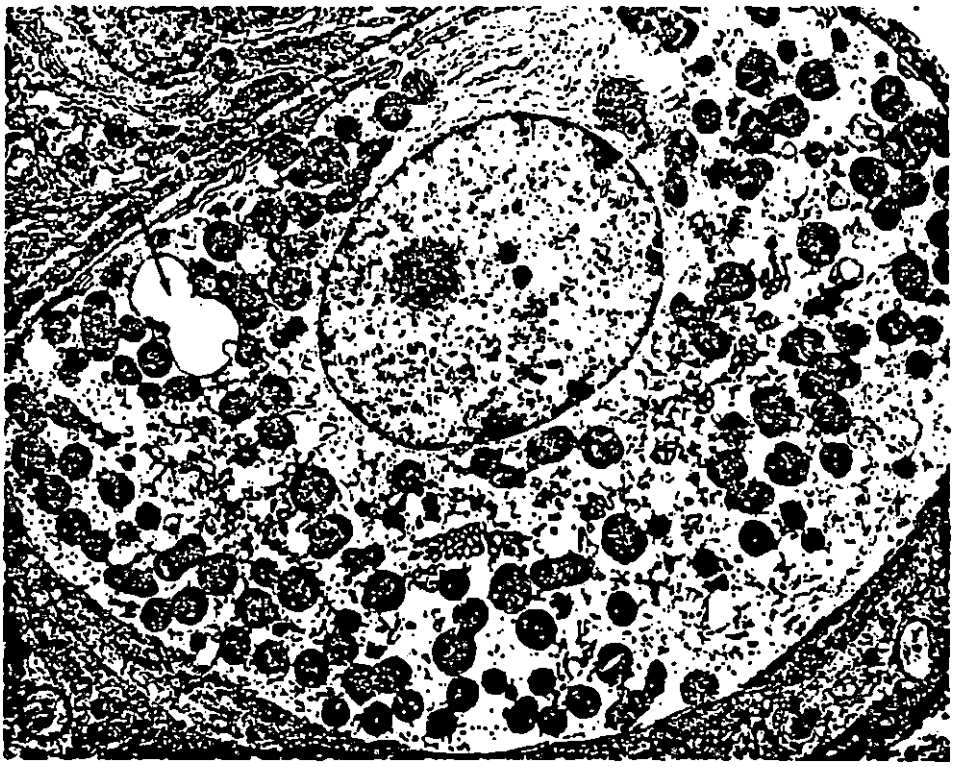

Figure 5. An electron micrograph of a parietal cell from the stomach of a rhesus monkey fed 30 ppm Aroclor 1242 for 2 weeks. Many small perinuclear cytoplasmic vesicles (v) are disrupted and a portion of an intracellular canaliculus is distended (arrow) (x6300).

GENP 005907

774555

Figure 6. An electron micrograph of a portion of a gastric gland from a rhesus monkey fed 10 ppm Aroclor 1242 for 4 ½ months. Mucus-secreting cells (M) have become interspersed with zymogenic cells (Z) in this location (x3400).

GENP 005908

774556

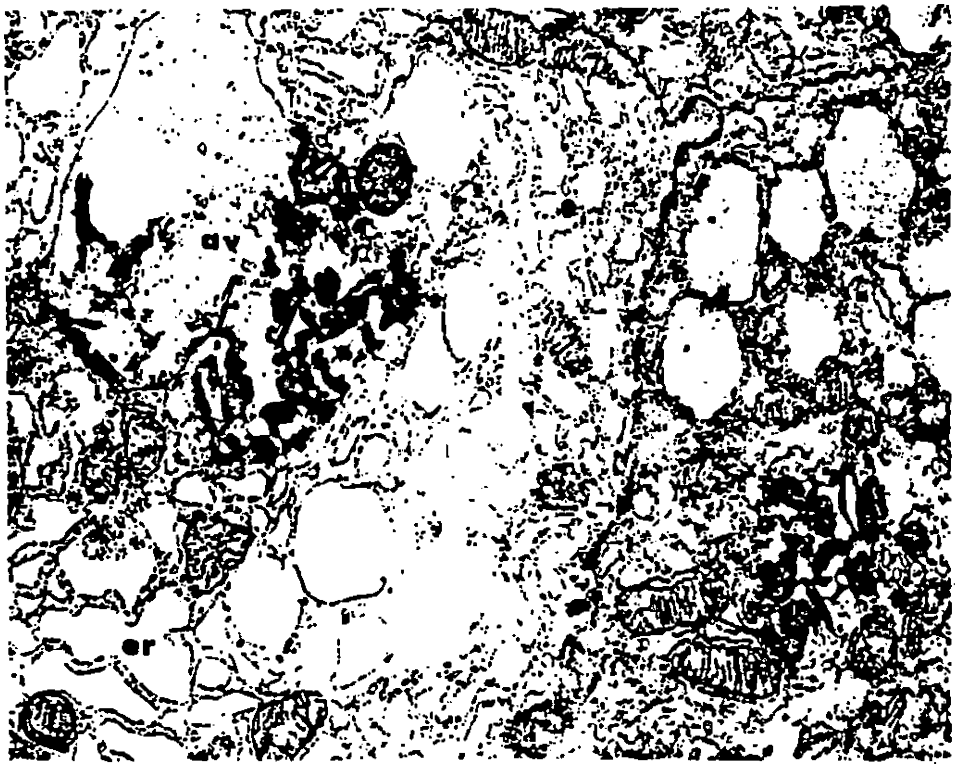

Figure 7. Portions of two zymogenic cells containing large autophagic vacuoles (av) and dilated granular endoplasmic reticulum (er). The animal from which the tissue was biopsied had been fed 3 ppm Aroclor 1242 for 5 ½ months (x13,150).

GENP 005909

774557

Figure 8. An oblique section through a tactile hair with associated sebaceous glands. Though the glands are small, cell differentiation, evidenced by sebum droplets, is still occurring close to the periphery of the alveoli (arrows). This tissue was taken from an animal fed 3 ppm Aroclor 1242 for 3 ½ months (x140).

Figure 9. A light micrograph of a comparable site as that shown in figure 7 but after 3 ppm Aroclor 1242 for 4 ½ months. No sebum droplets or differentiating cells are visible in the sites (arrows) normally occupied by the sebaceous glands (x140).

GENP 005910

774558

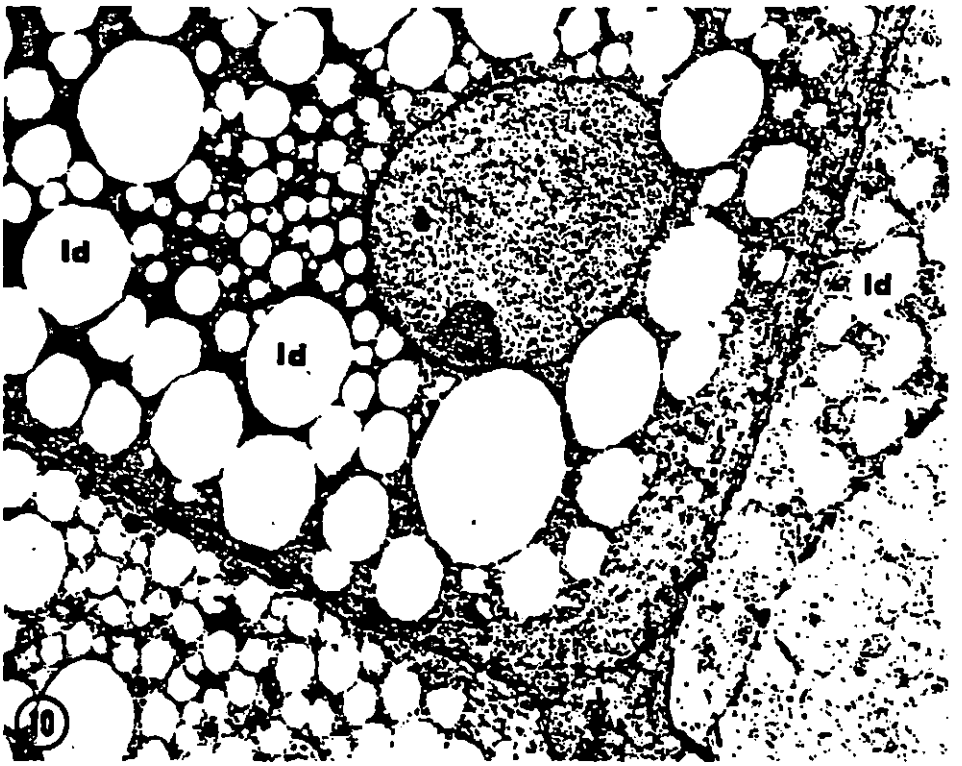

Figure 10. An electron micrograph of cells with essentially normal features in a sebaceous gland associated with a large tactile hair. The animal from which the tissue was biopsied had been fed 30 ppm Aroclor 1242 for 2 months. Although these cells are close to the periphery of an alveolus, they are producing abundant lipid droplets (ld) (x5600).

GENP 005911

774559

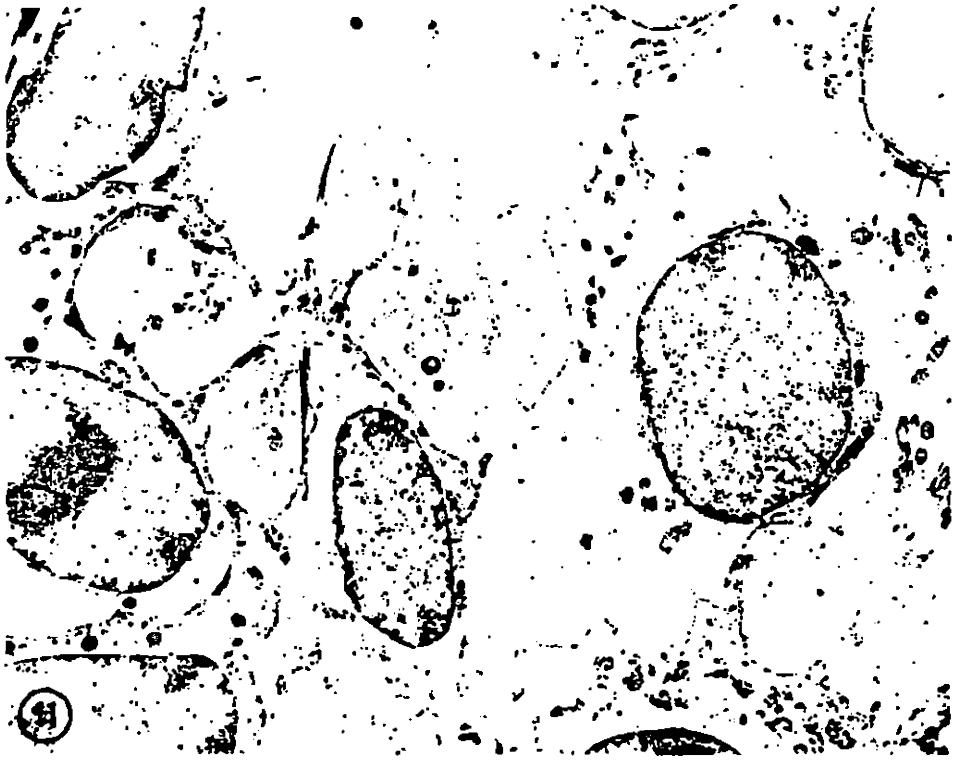

Figure 11. An electron micrograph of cells from a site similar to that shown in figure 10, but from an animal fed 3 ppm Aroclor 1242 for 4 ½ months. The cells contain no lipid droplets, and their cytoplasm appears largely amorphous (x7200).

ACKNOWLEDGMENT

All of the specimens and much of the data for this study were collected at the Oregon Regional Primate Research Center. Work was supported in part by Grants AM08445 and RR00163 of the National Institutes of Health and ES-00159-10 of the National Institute of Environmental Health Sciences.

REFERENCES

1. D. H. Norback and J. R. Allen, "Pathobiological Responses of Primates to Polychlorinated Biphenyl Compounds," this conference.
2. D. H. Norback and J. R. Allen, "Chlorinated Aromatic Hydrocarbon Induced Modifications of the Hepatic Endoplasmic Reticulum: Concentric Membrane Arrays," *Environ. Health Perspec.*, Vol. 1 (1972), p. 137.
3. L. J. Abrahamson and J. R. Allen, "The Biological Response of Infant Nonhuman Primates to a Polychlorinated Biphenyl," *Environ. Health Perspec.*, Vol. 4 (1973), p. 81.
4. J. R. Allen and D. H. Norback, "Polychlorinated Biphenyl and Triphenyl Induced Gastric Mucosal Hyperplasia in Primates," *Science*, Vol. 179 (1973), p. 498.
5. J. R. Allen, L. A. Carstens, and D. A. Barsotti, "Residual Effects of Short-Term, Low-Level Exposure of Nonhuman Primates to Polychlorinated Biphenyls," *Toxicol. App. Pharmacol.*, Vol. 30 (1974), p. 440.
6. W. P. McNulty, Jr., this volume.

GENP 005912

774560

THE VIEW OF THE PAPER INDUSTRY ON THE OCCURRENCE OF PCB'S IN THE ENVIRONMENT AND THE NEED FOR REGULATION

Paul E. Trout*

My name is Paul E. Trout. I am Director of Environmental Control for Container Corporation of America and am presenting the following comments on behalf of my company and the American Paper Institute.

The American Paper Institute is a national organization composed of manufacturers of pulp paper, and paperboard. Members utilize both virgin and recycled fiber in the manufacture of paper products. In 1973, the American paper industry and its wastepaper suppliers recycled nearly 15 million tons of wastepaper (ref. 1) an all time high. In the same year, approximately 41 percent of the fiber used by Container Corporation of America's 13 paperboard mills was derived from wastepaper.

This recycling of wastepaper unwittingly plunged my company and similar recyclers into the morass of the PCB problem in late 1970.

I. THE PAPER INDUSTRY DOES NOT USE OR INTRODUCE PCB'S INTO THE ENVIRONMENT BUT RATHER RECIRCULATES PCB'S ALREADY PRESENT, WHICH ARE UNAVOIDABLY INCLUDED IN ITS MANUFACTURING INPUT

PCB's are not a part of the paper manufacturing process. Consequently the paper industry does not add new PCB's to the environment. PCB's are, however, unavoidably included in certain inputs into the paper manufacturing process. In particular, the water supply used in paper making contains PCB's from other unrelated sources. The paper manufacturing process is not designed to remove PCB's and consequently effluents do contain low levels of this chemical which have entered the mills in the intake waters.

The other PCB input to the paper manufacturing process is the raw material used by recycling mills as a fiber source. Until early 1971, NCR paper (carbonless copy paper) used Aroclor 1242 enclosed in microcapsules coated on the paper. Thus business forms made with carbonless copy paper have been a component of office waste paper, a portion of which is recycled in the papermaking process. Inevitably the PCB's present in the office waste have been introduced into the paper recycling process.

Again, no new PCB's are added to the environment by paper mills but, rather, existing PCB's are simply recirculated. If the paper mills could not recylce the office waste containing PCB-bearing paper, the paper would just as surely enter the environment either through leaching in landfills or volatilization in incinerators which are unable to destroy the PCB's. In either of those events, municipal solid waste systems would have a very substantial new burden added to their normal operating loads and the important national recycling would be significantly injured. Moreover, the PCB present in the old NCR paper still occasionally finding its way into the waste stream is Aroclor 1242, the one not accumulating in the environment. It is this PCB that is found both in the paper products and in the effluent of paper mills.

Since 1971, when the use of PCB in the manufacture of carbonless carbon paper was halted, PCB levels in recycled-fiber paperboard used for food packaging have continued to decline. The industry monitoring program showed that, in the third quarter of 1975, 99.63 percent of such paperboard had a PCB content less than 10 ppm and 91.3 percent had a PCB content less than 2.5 ppm. These results have been achieved through the most careful selection of the wastepaper used in the recycling process with rejection of all types of wastepaper suspected to contain PCB's.

II. THE PCB RECIRCULATED BY THE PAPER INDUSTRY, AROCLOR 1242, IS NOT FOUND TO ACCUMULATE IN ANIMALS, MAN, OR IN THE ENVIRONMENT

The PCB occasionally detected in paper products and in the effluent of paper manufacturing plants is Aroclor 1242. For the years 1960 through 1971, Aroclor 1242 represented from 48.15 to 68.9 percent of the total domestic PCB production, reaching this maximum percentage in 1967 and 1968 and decreasing thereafter. Accordingly, it would necessarily be the PCB most widespread in the environment if all PCB's were all equally degradeable. In fact, however, Aroclor 1242 is neither found in the tissues of man or animal nor in the aquatic environment generally. This indicates that the lower chlorinated PCB's such as Aroclor 1242 are either metabolized, decomposed in aqueous environments, or degraded by photolysis. If accumulation of PCB in aquatic environments, and thereby in the food chain and

*Director of Environmental Control, Container Corporation of America, Carol Stream, Illinois.

774561

GENP 005913

man, is perceived to be a potential threat to human health, it is a threat unrelated to Aroclor 1242. Any PCB regulation based on environmental needs must accomodate this fact.

III. THE CURRENT LEVELS OF DIETARY INTAKE IS MANY ORDERS OF MAGNITUDE LOWER THAN THE ALLOWABLE DAILY INTAKE AS FOUND BY THE FOOD AND DRUG ADMINISTRATION

Evaluation of the need for regulatory controls of the source and distribution of PCB's must begin with the threat PCB's pose to the health of man or other parts of the living environment. In the case of PCB's, the possible threat to human health is through the food supply. Accordingly, that evaluation should start with the levels of dietary intake of PCB's with reference to the levels posing a threat to man.

As a distinguished committee of the National Academy of Sciences, National Research Council stated, "For every chemical there is some finite level sometimes called the 'safe' level, at or below which it can be present in food without prejudicing safety (ref. 2)." Conversely, as three other NAS committees have recently noted, "There is no substance which under certain circumstances, could not be dangerous and unsafe (ref. 3)." The possible need for regulatory controls of PCB's therefore must be assessed in terms not of the conceivable danger posed by some amount of a substance but rather in terms of the available margin of safety between conceivably harmful dosages and actual consumption.

According to the Food and Drug Administration's Director of the Office of Science, Dr. Albert C. Kolbye, Jr., the allowable daily intake of PCB's in the adult human diet is 200 μg/g/day. This conclusion is based upon Dr. Kolbye's analysis of available animal toxicity studies including the recent investigations of Dr. Kimbrough as well as upon analysis of human toxicity data arising from the "Yusho" incident in Japan involving massive intoxication by PCB's.

The Food and Drug Administration's "Total Diet Studies" demonstrate that PCB average dietary intake levels have never been remotely near this 200 μg/adult/day figure. On March 18, 1972, FDA stated in a *Federal Register* notice that its total diet studies indicated an average daily intake of 7/μg/day/adult or 4.7 ppb in the total diet. This is 3.5 percent of the amount Dr. Kolbye concluded was plainly safe. Those data reflected the period of August 1969 through March 1972 when PCB exposure must have been at its peak since the steps taken by Monsanto Company in early 1971 to confine the sale of PCB's to closed systems had not yet had time to be reflected in the data base.

Fifteen months later, on July 6, 1973, FDA announced that the quantitatively measurable residue of PCB's were equivalent to an average dietary intake of 4.2 μg/day/adult. This corresponds to a dietary intake of 2.8 ppb or about 2 percent of the level Dr. Kolbye identified as safe. According to FDA's total diet studies for fiscal year 1973, the dietary intake of PCB's was 1 μg/day/adult or .67 ppb. This is less than ½ percent of the safe amount calculated by Dr. Kolbye. According to these studies for the period of October 1972 to January 1975, the average dietary intake was .178 μg/day/adult or .118 ppb (118 ppt), or below 1/10 of 1 percent of Kolbye's safe level. An examination of the total dietary intake as shown by FDA's total diet studies from January 1, 1974, through June 1975 shows PCB intake has been *zero*: that is, not a single quantifiable residue of PCB has been detected in the total diet study which would allow any quantitative estimate whatsoever.*

In short, dietary intake of PCB has been declining rapidly since approximately the time Monsanto implemented its voluntary controls on the distribution of PCB's to its customers. Even during the maximum exposure period, the average dietary intake was nowhere near what the Food and Drug Administration states to be an allowable daily intake. At the present time, there is an even vaster gulf—many orders of magnitude—between the allowable daily intake and the amount of PCB posing any conceivable hazard to man.

IV. ANY ADDITIONAL CONTROLS MUST ACHIEVE MAXIMUM ENVIRONMENTAL COST-EFFECTIVENESS

The paper recycling industry has been a participant in the PCB drama through circumstance, not by choice, and our industry is not alone in this. We thus appreciate the need for procedures to prevent similar happenings in the future as well as to correct remaining PCB problems.

Our industry approves the principle of restricting the use of hazardous substances. We do not, however, support far-reaching regulation of the nature of Senate Bill S776. Such legislation simply would amount to the "Biological and Analytical Chemist's Relief Act of 1975" and would, in addition, open a new Pandora's box of legal mischief. We believe duplication of existing legislation should be avoided and that deficiencies in existing legislation be corrected by specific amendment in order to maximize environmental benefit at minimum cost to the public.

*It is also significant that for FY 1975 the total diet studies did not detect a single trace of Aroclor 1242, the PCB associated with the recycled paper manufacturing process.

GENP 005914

774562

We particularly urge States now considering new regulations to combat the PCB problem to develop rational rather than simplistic solutions. Destruction of the wastepaper recycling industry will benefit neither the public health nor the public purse.

We commend the Environmental Protection Agency for establishing a task group to investigate PCB imports. We urge that they continue to track down specific uses of these materials in the United States and publish this information so that further unknowing use of PCB's can be avoided.

We urge EPA to publicize abroad the self-regulatory action taken by Monsanto Co. to minimize further PCB contamination of the environment. Hopefully, such enlightened action may spread worldwide.

And, finally, we urge the Environmental Protection Agency to implement a program whereby PCB-containing wastepapers issuing from Federal agencies are disposed of by incineration at a temperature sufficient to destroy PCB. If Aroclor 1242 is an environmental hazard, this procedure would prevent the reservoir of this material now residing in the files of the world's greatest recordkeeper from contaminating the environment.

All of these control actions can be initiated immediately, without need for additional legislation and with immediate positive results.

To conclude, I would like to summarize these points:

I. The paper industry does not use or introduce PCB's into the environment but rather recirculates PCB's already present which are unavoidably included in its manufacturing input.
II. The PCB recirculated by the paper industry, Aroclor 1242, is not found to accumulate in animals, man, or in the environment.
III. The current levels of dietary intake is many orders of magnitude lower than the allowable daily intake as found by the Food and Drug Administration.
IV. Any additional controls must achieve maximum environmental cost-effectiveness.

REFERENCES

1. F. L. Smith, Jr., "Wastepaper Recycling: Review of Recent Market Demand and Supply," *Pulp and Paper*, September 1975, p. 148.
2. "Guidelines for Estimating Toxicologically Insignificant Levels of Chemicals in Food," Food Protection Committee, Food and Nutrition Board, National Academy of Sciences, National Research Council, Washington, D.C., p. 1.
3. "Principles for Evaluating Chemicals in the Environment," a joint report of three NAS committees: Committee for the Working Conference on Principles of Protocols for Evaluating Chemicals in the Environment; Environmental Study Board, NAS, National Academy of Engineering; and Committee on Toxicology, National Research Council, Washington, D.C., p. 83.

• • • • • • • • • • • • • • • •

MR. BERNARD A. KERNS (Westinghouse Electric Corporation, Pittsburgh, Pennsylvania): I very much appreciate the opportunity to make these comments at this conference. It is the hope of Westinghouse that this conference will bring together all of the scientific and technical information that is available to identify the positive aspects of the current mixtures that are being used by the electrical industry.

The Westinghouse Transformer Divisions and the Westinghouse Distribution Apparatus Division are users of a substantial quantity of polychlorinated biphenyls in the production of transformers and capacitors. At this point I should point out that Westinghouse uses a term inerteen for the mixtures of PCB's it uses as a dielectric, and that the generic term used in the electrical industry is askarel. These terms are really not interchangeable with the term PCB's. While there are 209 isomers of PCB's; the electrical industry uses only several mixtures of PCB isomers as dielectric.

Of these, Westinghouse utilizes primarily only two askarels, Aroclor 1242 for transformers and Aroclor 1016 for capacitors as inerteen. Since the early 1970's, when scientific studies indicated that PCB mixtures presented some hazard in the environment, Westinghouse has expended considerable money and effort to reduce the amount that might escape into the environment.

Measures that have been employed are: The sealing of drains in manufacturing areas where inerteen is used; utilizing specially designed incineration facilities for the destruction of scrap inerteen and special scientific landfills for the disposal of inerteen-contaminated materials; instructing operation personnel and our customers regarding the need for

774563

GENP 005915

care and that special waste disposal is required; and reducing the number of pounds of inerteen per KVA in transformers and capacitors. Most of these measures were implemented prior to the enactment of the Federal Water Pollution Control Act amendments of 1972. It is significant to note that France has just enacted regulations on the use of PCB's which require actions that have been taken by Westinghouse since 1972.

Westinghouse recognized that these measures could not prevent the total elimination of inerteen escaping into the environment. Therefore, concurrent with the above measures, we have conducted extensive evaluation programs designed to utilize those mixtures of PCB's having low persistence and high biodegradibility in the environment.

By February 1968, Westinghouse determined that a mixture of PCB's sold by Monsanto as Aroclor 1242 would be satisfactory as inerteen for transformers. Aroclor 1242 contains about 91 percent of the lower isomers, containing four chlorines or less that more readily biodegrade in the environment.

This material has been used by Westinghouse since that time, with the understanding that over 90 percent of the small amount that did enter into the environment would have relatively low persistence. Monsanto subsequently developed a new material from Aroclor 1242 which contains more of the lower chlorinated isomers and marketed this material as Aroclor 1016. By the first quarter of 1972, this material was introduced by Westinghouse into the manufacture of all capacitors.

This material contains 99 percent of the lower biodegradible isomers, four chlorines or less, so that less than 1 percent of this material that might escape into the environment might be more resistant to biodegradation. The industry, Monsanto, our own research, scientific literature, and most of the papers presented at this conference have indicated that the lower chlorinated mixtures of polychlorinated biphenyls are more biodegradible and do not present the same long-term toxic environmental problems as those which contain the higher chlorinated isomers.

It is interesting to note, in this regard, that EPA researchers have found a significant difference between the effects of Aroclor 1242 and Aroclor 1016 on rats, confirming our position. But they published this information in Great Britain and did not make the information available during the toxic hearings of 1974. We believe the U.S. scientific community should determine the benefits and the environmental impact of the two or three askarels used by the electrical industry on a scientific basis and not let the desire to see a toxic substance bill passed stampede us into a selection of an alternate fluid which is more potentially dangerous to man and to his environment. Thank you.

STATEMENT RELATING TO POLYCHLORINATED BIPHENYLS ON BEHALF OF THE WISCONSIN PAPER COUNCIL

James S. Haney*

The Paper and Paper Recycling Industries in Wisconsin

I appear today on behalf of the Wisconsin Paper Council, the trade association for the pulp and paper industry within Wisconsin. I am chairman of the Wisconsin Paper Council's Government Relations Committee.

There are 49 pulp and paper mills in Wisconsin employing 46,000 people who produce in excess of 5 million tons of pulp and paper products annually. Wisconsin manufactures more than 11 percent of the total production of pulp and paper products in the United States and is the number one paper-producing State in the country.

Not only do we lead the nation in *papermaking*, but we are also the number one State in paper *recycling*. At least 19 Wisconsin paper firms recycle fibers to some extent and several firms make a specialty of it. A *fifth* of Wisconsin's annual paper production, about 780,000 tons, is made from *recycled, post-consumer wastes*. Some Wisconsin papermakers, like my own company, have been producing recycled paper and paperboard since the turn of the century.

*Public Affairs Director, Bergstrom Paper Company, Neenah, Wisconsin.

CTNP 005916

774564

What Has The Wisconsin Paper Industry Done For The Environment?

Manufacturing any product is not a clean, tidy process. Generally, it is noisy, usually it is dirty, and often it involves work with large machinery. It normally takes skilled labor, of which Wisconsin is fortunate to have an ample and sufficient supply. The point being, however, that in the manufacturing process certain natural resources are consumed and related byproducts are discharged or emitted as a part of the process itself.

Recognizing this impact on the environment upon which our industry depends, the Wisconsin paper industry had expended approximately $126 million on water pollution abatement equipment prior to 1975. It is estimated by the industry that within the next 5 years an additional $153 million, at a minimum, will be expended for a total investment of approximately $280 million for water pollution abatement equipment alone, not one cent of which is attributable to new production equipment.

As to air pollution, prior to 1975, the Wisconsin paper industry had invested approximately $34 million in air pollution abatement equipment and anticipates that between 1975 and 1980 it will invest minimally an additional sum in excess of $60 million. In rough figures, therefore, the paper industry in Wisconsin alone will have spent approximately $375 million by 1980 for air and water pollution abatement equipment—approximately $8,200 per employee—on what is very environmentally necessary, but absolutely unproductive, equipment.

The Issue of Polychlorinated Biphenyls

In light of previous comments at this conference, I think I need spend little time in identifying polychlorinated biphenyls (PCB's) or their historical uses. One of the many varied uses of PCB's prior to 1971 had been in carbonless copy paper, which has accumulated in the files of many businesses and numerous governmental agencies. From time to time, some of this paper is discarded and becomes part of the solid waste chain.

At this time I wish to make one point very clear. *Wastepaper collectors and recyclers do not manufacture PCB's nor do they use them in their manufacturing process.* To the extent that recyclable wastepaper does contain traces of PCB's, this contaminant is introduced into the industrial system and becomes part of the industrial waste discharge of recycling facilities. The only other known PCB's on a paper mill's premises might be PCB-containing transformers or capacitors.

The Wisconsin Paper Council is vitally concerned that overly restrictive regulations of PCB's, both in finished paper or paperboard products or in effluent discharges, could destroy the Nation's recycling efforts. We strongly urge that those who are drafting regulations concerning PCB's more fully analyze the impact of such regulations on recycling industries.

You must understand, for example, that a very small portion of the total amount of PCB's manufactured domestically by Monsanto Company were used for carbonless paper, which is the chief assumed source by which wastepaper contains the PCB contaminant. Aroclor 1242, by weight containing relatively lower amounts of chlorine than other domestically produced and sold PCB's, was used in the production of carbonless paper. Between 1958 and 1971, at which time the use of PCB's in the manufacture of carbonless paper was ceased, approximately 48 percent of Monsanto's PCB production was of Aroclor 1242. However, of its entire domestically sold production during those years, only about 22 percent was used for "plasticizer applications." Plasticizer applications include not only use for carbonless paper, but also for adhesives, textile and other surface coatings, inks, investment casting wax, and sealants. Therefore, we know that something considerably less than 10 percent of Monsanto's total PCB production between 1958 and 1971 was used in the manufacture of carbonless paper, all of it being of the Aroclor 1242 variety.

Aroclor 1242 has significantly different structural constituent characteristics, whereby its stability and persistence are less and its degradeability appears to be significantly higher than its comparatively more highly chlorinated Aroclor relatives. At least 1,500 reports in scientific literature have been written relating to PCB's and, whereas most of these deal with only the question of reporting the presence of PCB's in the environment, invariably these reports describe and relate to Aroclor 1254 and 1260, the more highly chlorinated PCB's produced by Monsanto. In fact, a Monsanto spokesman has indicated that it was his opinion that "if we could just turn the clock back" and have produced only Aroclors 1221, 1232, 1242, and no others, we probably wouldn't be holding hearings today. We are told that the principal Aroclors being found in Wisconsin fish are Aroclor 1254 (Mississippi River) and Aroclor 1248 (lower Green Bay). Predominantly it is Aroclor 1254 that is found in the environment. In terms of degradation and degradeability, there is a definite difference between Aroclors 1242 and 1254.

On the issue of bioconcentration, the EPA has stated that Aroclor 1242 bioaccumulates on the order of 8 times less than the more highly chlorinated Aroclors. On the issue of removal from effluent, the EPA has predicted that we can look forward to significant reductions in discharge concentrations as the program and

774565

GENP 005917

projected treatment systems required by the NPDES program become effectively operational.

All of the above can be restated concisely as follows. Only a small portion of total PCB's domestically produced were utilized for purposes of manufacturing carbonless paper and, as to those particular Aroclors, they are relatively less stable and persistent, appear to be more degradeable, and are less susceptible to accumulation in fish than are their related, more highly chlorinated Aroclors. *As a result, the impact of the waste paper recycling industry on the issue of PCB's must be put into a more proper and positive perspective.*

Concluding Remarks

I think the time has come for us to recognize that we all know less than we would like to know about PCB's. Because of their persistence and because of uncertainties about their impact, the new production of this substance has all but been eliminated and is now used for only very specific purposes. *An inventory must be made of where PCB's are coming from; the type of Aroclors that are being discharged, emitted, and landfilled; the best methods of decreasing these discharges, emissions, and landfilling; and to put some proper perspective on the existence of this substance in our environment.* We know of no current practical method by which to separate out of the wastepaper mass that portion of paper that contains PCB's—particularly since PCB's have been recycled into paper products other than carbonless paper. *PCB's cannot be legislated out of the recycled paper system.* The whole concept of recycling wastepaper is at stake in considering the promulgation of regulations particularly at a time when, as a national industry, the pulp and paper industry is expanding its papermaking capacity at a faster rate than it is expanding its ability to produce pulp. It simply must be a national priority to encourage recycling.

The Wisconsin Paper Council recognizes that there is a potential problem with the introduction of PCB's into the environment. We strongly support strict controls on the manufacture, distribution, and use of PCB's and we favor a national ban on the importation of PCB's. But the paper industry has not created this problem, it does not use PCB's in its processes, and it finds itself caught in the middle of this controversy merely because of its recycling efforts, which would be halted by the adoption of overly restrictive regulations.

For example, proposed regulations in Wisconsin place an incredible burden on our industry, requiring removal of PCB's to levels 1,000 times smaller than the Food & Drug Administration's temporary tolerances as applied to food.

Our industry has a history of cooperation with government agencies to reduce PCB levels in our finished products. We will continue to cooperate with the Food & Drug Administration, with the EPA, and with our own DNR to find solutions to the PCB problem in effluent. We concurred with Mr. Schweitzer when he testified in Wisconsin that "it is important to clarify the portion of the PCB contamination problem which can be attributed to specific discharges and the *practical feasibility of reducing the discharges.*" We hope that his Department recognizes that there is a difference in terms of environmental acceptance of various forms of PCB's and that this should be taken into account when dealing with any proposed regulations.

But we continue to appeal to you for reason. Let us admit together that we do not know enough, at least at this point, to promulgate reasonable regulations and that ill-conceived rules could mean economic catastrophe for a significant portion of Wisconsin's paper industry. The commitment of this industry is to Wisconsin and to its environmentally pure future. It has invested and will invest over $300 million prior to 1980 to accomplish that goal. We only hope that realistic, reasonable, feasible, and responsible regulations will be proposed by the EPA which will bolster its reputation as a defender of the environment while at the same time not place it in a position of ridicule because it has suggested regulations so badly researched that they are either unenforceable or that they destroy recycling—one of the this country's most environmentally considerate industries.

• • • • • • • • • • • • • • • •

CHAIRMAN TIMM: Now for another change of pace, David Kotelchuck, followed by Lee Botts.

DR. DAVID KOTELCHUCK (United Electrical Workers Union, New York, New York): At present, several States are proposing new PCB standards while EPA is actively considering such a standard. New standards for PCB's are clearly in process. I would like to discuss a matter that is of great importance to electrical workers, the people first affected by PCB's in the environment and the people whose lives are most immediately affected by the changes in the standards, both in terms of the health and jobs.

774566

We want to point out that attempts to regulate PCB's use State by State leaves workers in existing plants subject to job loss through plants moving. United Electrical Workers represents over 1,000 workers at GE Capacitor plants at Fort Edwards and Hudson Falls, New York. Presently a New York State law is being considered phasing out PCB by next year. If the New York State laws pass in the absence of a Federal standard, then workers in New York and other States with stringent standards face possible plant moves and subsequent job loss.

Local GE plant officials have already publicly threatened to move if proposed New York State standards pass. We recognize the need for change in PCB standards to protect the health of workers and the general public. But we insist that this must be done by promulgating a Federal standard so as not to subject workers to this threat and not prejudice their job security relative to workers in other States.

It is incumbent upon EPA to set a new Federal standard. We want to point out that this is also the most effective way to regulate PCB in the environment.

One further point. We commend scientists who have examined health and environmental hazards of PCB. But a report of the results in medical and scientific literature does not end the scientist's responsiblility in our opinion. We believe that scientists also have a responsibility to inform electrical workers, those most directly affected by any PCB health hazard, of their results. In the past several years neither workers at the Fort Edward and Hudson Falls plants nor their national Union were informed by scientists or government officials of their findings or proposals. One cannot claim to be helping mankind by researching PCB hazards and regulating its use while ignoring precisely those individuals most intimately affected by PCB.

We request that as new scientific studies are conducted the authors please inform us of their results. Our address: Research Department, United Electrical Workers, 11 East 51st Street, New York, New York 10022. Thank you.

BETTER LATE THAN NEVER: THE CASE FOR TREATING PCB'S AS TOXIC SUBSTANCES NOW

Lee Botts*

My name is Lee Botts, and I represent the Lake Michigan Federation, a coalition of citizen groups and individuals with members in Wisconsin, Illinois, Michigan, and Indiana. Our affilitates include organizations of conservationists, of sports fishermen, of organized labor, of school children, and of people who could be classified under many other labels but share a common concern for protection of Lake Michigan from manmade pollution. Today I am here to express the dismay of our organization over the failure of the Government of the United States to protect the lake and those of us who depend on it for drinking water, for food, and for the quality of our lives in the future against contamination by polychlorinated biphenyls (PCB's).

The fact that such contimaination exists is not news. Attention was called to PCB's as a potential danger in a Lake Michigan Enforcement Conference in 1971. We worked for and celebrated the passage of the Water Pollution Control Act amendments in 1972. We have asked for and waited for regulatory action on toxic substances that would include PCB's as provided for under Section 307. In the past year we have become increasingly alarmed over the failure of EPA to make use of its powers under Section 504.

Under this section, the administrator may bring suit on behalf of the United States to stop pollution that threatens either the public health or the means of livelihood of people. PCB's do both, and yet what has EPA done?

EPA ACTIONS TO DATE

Since 1972, EPA officials have been assuring themselves, if not the rest of us, that, in the words of John Buckley, chairman of this conference, "The PCB problem is fairly well in hand." This statement was attributed to him in a *Science* magazine discussion of PCB's in October, 1972 (page 388, Vol. 178). Just how EPA reached this conclusion is a mystery, since it was not

*Executive Director, Lake Michigan Federation, Chicago, Illinois.

774567

GENP 005919

confirmed by the monitoring efforts being made by agencies here in Region V, including the National Water Quality Laboratory in Duluth and the Great Lakes Fishery Laboratory in Ann Arbor.

When confronted with the rising levels of PCB's found by monitoring in the Great Lakes, Washington EPA officials dismissed the problem as a regional one. Now this is a fairly large region, and it might have seemed reasonable to investigate whether PCB's were present in other waterways when their existence in the largest fresh water system in the world was so widespread. But evidently the thought was that if you do not look for a problem, you will not have to deal with it. Unfortunately, the problem was not only present elsewhere; research confirmed that it was growing worse.

NATURE OF THE PCB PROBLEMS

In various research efforts, the nature of the problem was becoming clear. First, there is the fact that PCB's have high concentration factors, considerably higher than those of the chlorinated hydrocarbon pesticides. Evidence suggests that PCB's may not be as soluble in water, but there is no doubt now that biomagnification of PCB's in the food chain is very great.

Second, a number of the 190 different PCB compounds degrade very slowly. The U.S. Department of Agriculture found in experiments reported in a 1972 conference that the isomers in the intermediate range of chlorine content were more toxic to chickens than those with either very small or very high chlorine content.

Third, it was learned that, like DDT and other pesticides, PCB's are stored in fatty tissues of animals and man, ready to be released with metabolism of the fat. One 1974 report on this phenomenon in the Bulletin of Environmental Control and Technology found that normal persons seem to have small blood level concentrations of both DDT and PCB's even if they have higher levels in stored fat. But nine persons with cancer were found to have extremely high levels of both the degraded form of DDT and PCB's in their blood, suggesting that the toxic chemicals had been released into the bloodstream during an illness that causes weight loss through fat metabolism. The authors of this report speculate that this mechanism may offer a much more serious long-term threat to health than was previously realized, since it would affect people already sick, or growing old, or even those trying to improve their health by dieting to lose weight.

The point is that for several years many investigators have been trying to find out not only whether PCB's are toxic but how they cause trouble. That is, many investigators outside EPA were studying the problem.

WHAT EPA HAS NOT DONE

In this connection, let us consider what EPA has not done that might have reasonably been expected of the agency that has the charge of protecting the environment and public health in general but has the power to regulate specific toxic substances.

The major action to determine sources of PCB's was to request information from industries that might have occasion to discharge wastes containing PCB's into waterways, that is, to be point sources of PCB's. Since Section 308 applies only to owners and operators of such sources, this inquiry was not adequate to disclose all the industrial users of PCB's nor means of distribution from manufacturers through middlemen to actual users. Strictly speaking, an industry that did not discharge PCB's directly would not have to provide information under Section 308 letters about whether it made and sold products containing the chemicals that might ultimately reach the environment by other means.

Conceivably, EPA might have been trying to find out for itself just how the PCB's were being scattered so widely. But EPA did not, for example, investigate whether PCB's are finding their way into rivers and lakes from sanitary landfills. Nor did it obtain information about possible atmospheric transfer, even though the fact that other substances are carried into bodies of water like Lake Michigan by rainfall is stimulating attention to this mechanism.

Having failed to take advantage of PL 92-500, it might have been supposed that EPA would turn to other means of regulation. Again, not so. PCB's are not regulated under the Safe Drinking Water Act, either.

CONCLUSION

I spoke in the beginning of the failure of the Federal Government to deal adequately with the PCB problem, but in truth some agencies have already taken some initiative. The Food and Drug Administration is amending its food packaging regulations to prevent contamination by plastic wrappings. The Department of Defense and the General Service Administration have indicated willingness to restrict purchase and use of items containing or using PCB's.

Some States have acted, at least to protect the public even though such actions can do little to prevent continuing environmental contamination. Wisconsin and Michigan have issued warnings to the public about eating

GENP 005920

774568

fish caught in Lake Michigan more than once a week. This warning, of course, is cold comfort indeed to the fishermen, whether for sport or for a living. Present at this meeting are representatives of both groups who will speak to their own interests in this matter.

In calling for decisive regulatory action by the Environmental Protection Agency now, I would like to submit to you several petitions signed by individual members of one of the member organizations of the Lake Michigan Federation, the National Council of Jewish Women. This is tangible evidence of their concern, but I can assert with confidence that it is shared not only by other members of the Lake Michigan Federation but almost everyone who understands the nature of this problem. EPA must understand that its leadership is needed to deal with this national problem now.

A FAILURE OF GOVERNMENT

Richard R. Knabel*

Representing:
The Hudson River Fisherman's Association
The Hudson River Sloop Restoration
The Federated Conservationists of Westchester County

The Hudson River Fisherman's Association, the Sloop Restoration, and the Federated Conservationists of Westchester County together represent the major elements of the environmental movement in the Hudson Valley. They have collectively helped to define many of the environmental safeguards, such as they are, that have come into being since public awareness of ecological problems came into its own during the past 10 or 12 years.

My comments today, on behalf of these groups, are intended to raise the "decibel level," as Administrator Train commented yesterday, but not intended to criticize the efforts of this conference or its participants. What we in the Hudson Valley have experienced over the past 3 months, and all that I have heard since arriving in Chicago, indicates that the decibel level has not yet reached the pain threshold in government offices. We are astonished at the delays. We cannot understand why it has taken so long for the PCB menace to surface, and we are horrified that so little action seems to be contemplated. We wonder what would have happened if the expose begun by Commissioner of Environmental Conservation, Ogden Reid, in New York State had not occurred.

As many of you may know, this conference owes its genesis, in part, to the almost unbelievable revelations in the Hudson Valley last August. On August 8, 1975, Commissioner Reid dropped a bombshell on the public by warning them not to eat striped bass from both the Hudson River and Lake Ontario because data given him by the EPA indicated levels of PCB's exceeding 5 ppm were found in the fish taken from both waterbodies. He identified the culprit in the case of the Hudson River as primarily the two General Electric facilities at Fort Edward and Hudson Falls, New York, whose massive capacitor plants there were dumping an average of 30 lb. per day of PCB. The river is apparently contaminated for a distance exceeding 100 miles, and the entire fishery is in question.

As one might imagine, the reaction to this stunning announcement was one of shock, frustration, disgust, dismay and confusion. The reasonably successful clean-up of sewage and industrial waste in the Hudson Valley, while far from complete, was making visible progress. The water was not only cleaner to the eye, but the increased variety of fish returning to the river in numbers not seen by commercial fishermen for over 20 years inspired confidence and pride. Since 1972, the Sloop Restoration had been sponsoring an annual shad sail in which thousands of people had participated by eating freshly caught shad. Eating fish from a cleaner Hudson was a natural outgrowth of the cleaner water we all thought existed. Imagine the concern, and fright of all these people on the morning of August 8th.

When the shock wore off somewhat, many of us asked; was this a new discovery? Was this just another layer of contamination that no one had looked for before? Did new analytical techniques, or a fortuitous

*Director, Hudson River Fishermen's Association, Yorktown Heights, New York.

GENP 005921

774569

investigation produce this damaging information? To our horror, consternation, and anger, what we found, in New York State anyway, was an Environmental Watergate that knows no parallel. The confusion rapidly changed to an angry feeling of betrayal.

As early as February 17, 1971, we discovered, efforts were made by Mr. Robert Boyle of *Sports Illustrated*, and perhaps others, to alert New York State environmental officials, notably Mr. Carl Parker, chief of the Bureau of Fisheries, to the presence of dangerously high PCB levels in striped bass eggs, and levels approaching the cutoff of 5.0 ppm in fish tissue. Mr. Boyle describes the response he got as "derisive." Not only was no action taken by State officials, but considerable evidence exists that active efforts to suppress any information about PCB contamination persisted within the department for several years. All of this despite reports of the problem written by Boyle in both *Sports Illustrated* and *Audubon Magazine* in 1970.

In June, 1971, the New York State Department of Health certified that the water quality of the discharge from the two enormous General Electric plants met its criteria. In spite of the fact that 5.7 million lb of PCB's are used at these plants each year, no mention of PCB's was made by the health department.

In July and through September 1972 (1⅓ years after Boyle first signaled trouble), New York State undertook PCB analyses in the mid-Hudson area and discovered concentrations exceeding FDA limits of 5.0 ppm in fish. This information never saw the light of day. The then Commissioner, Henry Diamond, recently disclaimed any knowledge of the study or its damaging results. His successor, James Biggane, also denies knowledge, and the new Commissioner claims he found out from Federal sources, not from within his own department. Reid said in a *New York Times* story, by Richard Severo, "There has been a failure of government here...," referring to the suppression of information within his newly aquired department. That was a masterful example of understatement.

Subsequent further investigation revealed that between 1970 and 1975, 99 analyses of Hudson River fish were conducted by State officials, and in 52 cases the PCB levels were greater than the maximum allowable level of 5.0 ppm. A largemouth bass caught at the mouth of Esopus Creek, about 80 miles north of New York City, in 1970, but not analyzed until 1972, contained 53.8 ppm, or more than 10 times the maximum allowable limit. Subsequently, levels were detected in several species that ranged to over 100 ppm, with levels generally decreasing as distance from the GE discharges increased.

On September 8, 1975, GE was ordered by the State to stop dumping its average of 30 lb per day by September 30, 1976, and to immediately curtail its discharges to 2 lb per day as of September 30, 1975. Reid required GE to post a $2 million performance bond to back up his order. GE's response was to contest the order, as it did the provisions of its NPDES permit, which also required a major curtailment of PCB discharges, and to claim that it had already voluntarily reduced the discharge levels to under 2 lb per day. However, in the course of hearings, going on at this moment in Albany, it has been revealed that in the 24-hour period between October 17 and 18, 1975, 75 lb of PCB's were dumped at the Fort Edward Plant, by virtue of "heavy rain during sewer line repair." On September 13-14, 1975, a horrendous 116 lbs of PCB's were dumped by the Hudson Falls plant with no reason stated. Both pieces of data came from GE's own written responses to questions raised by State environmental lawyers. Based upon data the EPA has presented at this meeting, both of these occurances represent major spills. I wonder if the EPA is aware of them, and what they will do about them.

In any case, it is clear that GE has not curtailed its discharges, and it seems probable that this random and massive dosing of the Hudson will continue to poison and jeopardize the health, safety, and welfare of residents not only in the valley, but all along the northeastern seaboard, where commercial fishermen catch fish born and raised in the Hudson Estuary.

While the record of State officials is both shameful and scandalous, the EPA has not acted with openness, or alacrity either. I should say that Region II's behavior has left much to be desired in this matter. Without providing the full details, which I will gladly do for anyone desiring them, our investigations of the Region II office's actions indicate that it too had knowledge of the severity and extent of the PCB problem in the Hudson long before it forwarded the data to Albany or made it public themselves.

An internal EPA memo dated May 31, 1974, reveals a request from Sandra Kunsberg, attorney in the Water Enforcement Branch, to Dr. Richard Spears, Chief of Surveillance and Analysis Division, to conduct sampling at the GE plants and in the Hudson River, to "Determine whether or not there exists a health hazard within the meaning of Section 504 of the Water Pollution Control Act." This request was occasioned by testimony at the May 1974 EPA hearings on toxic substances standards where GE revealed the extent of its PCB discharges into the Hudson River.

The EPA lab report on this investigation, dated October 1974, concluded "that the biotic component of the river ecology are heavily contaminated with PCB's,

GENP 005922

grazing populations as well as carnivorous piscine populations," and notes that certain areas around Fort Edward and Hudson Falls "are fished primarily by the youngsters of Fort Edward. Ingestion of these fish by the populus would certainly lead to contamination of specific tissues in their bodies...." There was no health alert. No news release. There was nothing.

Almost 1 year went by before this information finally reached the new environmental commissioner of New York. The question again is why? We must ask, how can so-called public servants walk around with the knowledge that commercial and sports fishermen up and down the North Atlantic as well as on the Hudson were catching Hudson River striped bass, shad, small mouth bass, and eels for human consumption, knowing full well that the likelihood of their contamination was great, that the fish posed a health hazard, and that their oaths of office required action. That this situation could persist for literally years is unforgiveable. A failure of government? No. Indictable criminal offenses more suited to investigation by a grand jury than discussion at a conference such as this one.

As far as action to end the problem nationwide is concerned, we decry the procrastination, fear, or whatever, that seems to underlie the apparent lack of direction and assertiveness thus far displayed. There still appears to be a question about what comes first, the national health or the business interests of the electrical and other industries that rely upon PCB's for their profits.

We fail to see how a proposed standard of 1 part per trillion ambient in the Nation's waterways will solve the problem. Is it low enough? Can it be enforced? How was it arrived at? Can we live with PCB's at all? What will happen, or rather what should happen to the more than 100 million lb of PCB still available to be degraded or released into the environment? How will we deal with this problem?

It is equally alarming to note that the FDA has not stated here one syllable about any proposed change in the permissible PCB levels in food or fish. We wonder why fish have highest permissible PCB level in the first place. The suggestion that PCB levels are decreasing in all foods except fish seems to contradict the ubiquitous nature of PCB's, and creates a false sense of security. Our Canadian neighbors have announced a new lower standard of 2.0 ppm in food, and Commissioner Ogden Reid has taken the position, to his credit again, that a standard of 1.0 ppm seems to be desirable. When will the FDA take some action?

Getting back to the Hudson Valley, which we hope is not the average situation around the country, the fledgling Hudson River fishery, thanks to GE, is dead for all intents and purposes. Commercial fishermen who had hoped to go back to fishing full time have scrapped their plans. Even if their catches were not contaminated, fish markets won't buy them or pay such low prices that no profit is possible. The public is now convinced that Hudson fish are tainted, and will continue to think so for many years regardless of cleanup requirements or measurable improvements that may or may not take place. The implications for the North Atlantic fishery have yet to be explored or defined, but the potential economic impact of the August 8th revelation, an environmental Pearl Harbour, for fishermen everywhere is devastating. Confidence in government and in the Hudson's recovery is at a new low.

In conclusion, the time to act is now. Administrator Train said yesterday that he hopes this will be his last PCB conference. Well, we also hope that no more conferences on PCB's will be necessary. How much data does it take before action can be justified? Must we suffer an outbreak of Yusho disease before the problem assumes real proportions? We must have more than conferences. And we expect more than talk.

Thank you for your attention, and for this opportunity to speak.

• • • • • • • • • • • • • • • •

MS. EILEEN JOHNSTON (Concerned citizen): Thank you, Chris. Well, I would like to thank the U.S. Environmental Protection Agency for putting on this stimulating meeting. I felt privileged to be in the room with so many fantastic research members and I was a little encouraged and discouraged. I happen to live in the Lake Michigan basin. I was wondering, too, where are all the concerned citizens. I really saw very few people from Illinois that I felt should have been here if they were concerned about PCB's.

I also want to congratulate the State of Wisconsin for the hearings that they have held, and I'll be very anxious to see what comes from those, and also to congratulate the State of Michigan for the fine presentation that John Hesse made. I will be interested to follow House Bill 5619 in Michigan.

My own great concern for PCB's in the environ-

774571

GENP 005923

ment is due to my own Illinois Environmental Protection Agency. Last February the agency was asked to host the February meeting for the Governor's five-State Interdisciplinary Council on Pesticides. Jim Frank, a very capable young man from EPA, put on an all-day meeting on PCB's. I was the only citizen at this meeting and it was so stimulating that I started out to do what an individual citizen can do. I talked to a few citizen groups that I am associated with and we decided to put on a meeting to help warn the Lake Michigan fishermen about this and we held the meeting in March or April.

I urged more citizen groups to do this sort of thing—to take positive action. Citizens need more education. I hope that USEPA and everybody else concerned with PCB's will really listen to Carlos Fetterholf, who really socked it to people tonight.

Getting back to Illinois, I've talked to 225 citizens quite recently and explained to them the perils of PCB's and they signed petitions for me to take to the Illinois Pollution Control Board to ask it to hold informational hearings on PCB's, to get them informed, and to get our own Illinois EPA and interested citizens to be better informed. They decided to wait until after these meetings to decide whether to hold hearings.

Another thing I heard today that the researchers mentioned is that we ought to get together and get some standardized analytical methods. Remember when we were concerned about DDT? I attended a 2-day seminar out on Pershing Road at EPA headquarters. Everybody was analyzing whole fish, half fish, and it seems to me from what I heard that they really should get together and develop uniform procedures.

I think it was a great conference but I really want to know what EPA is going to do. What are you guys going to do? I have great faith in the U.S. Environmental Protection Agency. I know so many people in Region V—but what are you going to do? Are you going to Congress? Are you going to take action? Are you going to answer the questions tonight, Chris? Thank you.

Session continued on next page.

GENP 005924

MR. RAY OLTMANNS (Illinois Wildlife Federation, Blue Island, Illinois): I am a delegate from the Illinois Wildlife Federation. I am going to read a letter (figure 1) that is going to go to Mr. Train; it is from Frank Goetschel, our president. Thank you.

ILLINOIS Wildlife FEDERATION
13005 S. WESTERN AVE., BLUE ISLAND, ILLINOIS 60406
P. O. BOX 116 PHONE 312-388-3995

November 18, 1975

Mr. Russell B. Train
Administrator
U. S. Environmental Protection Agency
Washington, D. C. 20460

Dear Mr. Train:

The Illinois Wildlife Federation concurs with the need for immediate and strict regulations of production, distribution and use of the industrial chemicals called polychlorinated biphenyls (PCB).

Failure of the Environmental Protection Agency to have restricted these chemicals as toxic substances under the Federal Water Pollution Control Act of 1972 cannot be excused. Their widespread distribution in the environment and the threat they pose to public health has been fully documented and are well known to your agency. Yet to date EPA has contented itself with requests for voluntary action by industry even while PCB's have continued to accumulate in ever higher levels in all water wastes, and while research evidence has continued to confirm their toxicity.

The chance to take preventive action was missed when EPA delayed and delayed its regulations of PCBs as a toxic substance. We feel action is now mandatory to ban the use of PCBs.

Sincerely yours,

Frank B Goetschel

Frank Goetschel
President

FG:sa
cc: Ace Extrom, Exec. Sec.

PUBLISHERS OF ILLINOIS Wildlife
NATIONAL WILDLIFE FEDERATION AFFILIATE

Figure 1. Letter.

GENP 005925
774573

MR. BURNETT BAUER (State Senator from South Bend, Indiana): First of all, I want to congratulate the EPA for holding a meeting at which it can't really win. I've heard in this meeting that they've done too much and then I've heard them damned for doing too little. And they don't have to do that; we in politics every election have to stand up and take it, but they really don't have to. But they did call this meeting and I think it's been very beneficial and the fact that we've had discussions is a real step toward solving what all of us recognize is a real problem.

Now the reason I want to talk here is because I want to make one suggestion for those who want the government to take some action. That was suggested a number of times. It'll also maybe warn those who don't want the government to do a darn thing. What I'm suggesting is this, that you not wait for the Federal Government to start action on PCB's but you start it in the States. I know that's contrary to most of the procedure and most of the thoughts that people have, particularly those in State Government. But the historical fact is most of the social changes in our country started in States first. The women's sufferage movement was not suddenly brought on by the Federal Government; the States first started allowing women to vote. We know that most of the environmental actions were started in a locality and in the State.

It's just a fact that once the Federal Government sees States acting that this indicates to them seriousness, and then they go in and invest the time and money that they have. Now there are several reasons why we want the States to do this. First of all, most of the legislatures are citizen legislatures. In one sense, we're not as vulnerable to lobbyists. Most of us are serving there because we want to better our State. We want to give our children a better place in which to live, and we are doing what we think primarily would be best in the long run.

Second, we are closer to specific problems and when we put a solution in there, it is probably a lot closer to a genuine solution. It's much harder for people in Washington to try to legislate something that applies over the 50 States. If you start with your actions at home—and God bless these women out here who have these groups, they'll bring you specific instances you'll start legislating laws that will work. I'll give you just one instance and then I'll sit down.

In Indiana we have pollution of a lot of our fine lakes and we heard it was because of phosphates. Indiana passed the first statewide ban against phosphates in detergents. I'm the grandfather of that bill because it was my son, who just happened to be in the House, who got it passed. He had more energy than I did. The real fact was that I was out for 2 years and the lobbyists went out of the State. They didn't think the bill would be brought up. By the time they found out, the Governor had already signed it. So there's something in passing the work onto the next generation.

We have found as a result of that ban that our State's lakes are clearing up fantastically. That law works. New York now has it. We hope other States of the Great Lakes will adopt it. One reason I'm here is I have met with groups that are around the Great Lakes and the Great Lakes are in danger of many things. And I just want to urge you people who are in favor of having something done to go home and start working on your State legislatures. I know I'll get some letters from some of those guys saying, "why don't you shut up, Bauer, we've got enough work to do." But do that if you really are genuine in your interest of getting some action toward cleaning up our environment, and in passing on to the next generation an atmosphere and environment that can make us happy, and can make us really enjoy the greatest country in the world.

I want to congratulate again EPA and every one of you who came here from industry. I've learned a heck of a lot here, and I think that all those who participated in this meeting are really leaders and genuine pioneers in this country. I salute you.

CHNP 005926

MR. BARRY SCHADE (Minnesota Pollution Control Agency, Roseville, Minnesota): The Minnesota Pollution Control Agency is a member of a task force made up of 11 agencies which represent the various interests of two States and the Federal Government.

This task force was formed to investigate the PCB pollution problem in the upper Mississippi River and its tributaries. In response to preliminary information provided by this task force and by various other studies, the Minnesota Pollution Control Agency board passed a resolution related to PCB's on June 24th, 1975. This resolution, which supports a Federal ban on the sale and use of PCB's, is submitted as figure 1.

CERTIFICATE OF MINNESOTA POLLUTION CONTROL AGENCY'S

AUTHORIZING RESOLUTION

I, Peter L. Gove, do hereby certify that I am Executive Director of the Minnesota Pollution Control Agency, and that the attached is a true, complete and correct copy of a resolution adopted at a meeting of the Board of the Minnesota Pollution Control Agency duly and properly called and held on the 24th day of June, 1975, that a quorum was present at said meeting, that those present unanimously voted for the resolution and that said resolution is set forth in the minutes of said meeting and has not been rescinded or modified.

IN WITNESS WHEREOF, I have hereunto subscribed my name this 25th day of June, 1975:

Peter L. Gove
Executive Director

Subscribed and sworn to before me this 25th day of June, 1975:

MARY E. WYATT
NOTARY PUBLIC — MINNESOTA
DAKOTA COUNTY
My Commission Expires July 30, 1981

Notary Public

Figure 1. Resolution of Minnesota Pollution Control Board.

774575

GENP 005927

STATE OF MINNESOTA
MINNESOTA POLLUTION CONTROL AGENCY
June 24, 1975

RESOLUTION

WHEREAS, *the Agency is charged with the administration and enforcement of all laws relating to the pollution of any waters of the state as given in Minnesota statutes of 1971, Chapter 115.03, and;*

WHEREAS, *no sewage, industrial waste or other wastes shall be discharged into any of the interstate or intrastate waters classified as fisheries and recreation so as to cause any material change in any other substances or characteristics which may impair the quality of interstate or intrastate waters or the aquatic biota in any manner render them unsuitable or objectionable for fishing, fish culture or recreational uses as per Minnesota Pollution Control Agency regulations WPC 14 and 15, (1973 Supplement), and;*

WHEREAS, *significant concentrations of persistent organic compounds known as polychlorinated biphenyls (PCBs) have been identified within the Mississippi River near the border areas of Minnesota-Wisconsin known as Lake Pepin, and;*

WHEREAS, *the United States Food and Drug Administration has enforced the "Action Limit" of five (5) parts per million total PCBs on several shipments of commercially caught rough fish from the Lake Pepin area resulting in voluntary disposal of the fish by the industry, and;*

WHEREAS, *as a result of the above, commercial fishing operations have temporarily been ceased in the Lake Pepin area, and;*

Figure 1. Resolution of Minnesota Pollution Control Board (con.).

GENP 005928

774576

WHEREAS, on May 27, 1975 Dr. Warren R. Lawson, Minnesota Commissioner of Health advised the public to limit consumption to no more than one meal per week of fish taken from the Mississippi River from the Minneapolis-St. Paul metropolitan area and lower Lake Pepin, and;

WHEREAS, a major study completed by Dr. J.R. Allen of the University of Wisconsin (1974) indicated short-term toxicity to a low-level exposure to PCBs in nonhuman primates, and this study and others suggests that there exists a significant potential for harmful effects to humans, and;

WHEREAS, and as a result of the above actions significant environmental effects on the aquatic life and economics of commercial and sports fisheries as well as tourism have occurred, and;

WHEREAS, the Great Lakes Environmental Contaminant Survey (GLECS) conducted yearly by Michigan's Departments of Natural Resources and Agriculture, the U.S. Food and Drug Administration - Detroit Region, and the Great Lakes Fishery Laboratory has determined that Lake Superior lake trout collected near Isle Royale are showing a pattern of elevated PCB residues similar to Lake Michigan.

NOW THEREFORE BE IT RESOLVED, that the Minnesota Pollution Control Agency Board hereby supports a Federal ban on the sale and use of PCBs.

Figure 1. Resolution of Minnesota Pollution Control Board (con.).

GENP 005929

774577

MR. RICHARD T. FERRY (Bio-International, Inc., Woods Hole, Massachusetts): Bio-International, Inc., is principally located in Ft. Lauderdale, Florida, and holds four U.S. patents covering its processes for the microbial degradation of petroleum and petroleum byproducts. Bio-International holds one United States patent for a microbial degradation facility; that is, a mechanical facility comprising an interconnected initial and final degradation system, each containing an inlet and outlet and a conveying means together with aeration or stirring devices and a drainage means.

This patent was issued only 3 months ago, on August 11, 1975. Of particular interest to the group here today is a patent held by the company relating to the microbial degradation of polychlorinated biphenyls that was issued on December 18, 1973 (see figure 1).

Bio-International is currently engaged in the optimization of its processes at three leading universities in the Southeast. The purpose of this ongoing work is to further increase the efficiency of the integrated system and to broaden the scope of field applications.

In the process, a significant amount of scientific and technical data is being electronically stored for quick retrieval when circumstances demand. This information is also being synthesized in order to prepare an affirmative response to the revised Annex Ten of the National Contingency Plan relative to the introduction of microbial additives to the environment.

Additionally, Bio-International maintains a staff of internationally recognized scientific authorities whose main thrust is in the area of environmental consulting. The company is now analyzing the effluent of major industries who recognize their own obligation to solve their own effluent problems, particularly where PCB contamination is involved. Upon the completion of these analyses, it is envisioned that the company's integrated processes will be brought to bear on the problem effluents.

I would be remiss if I did not note in closing that our ongoing studies relative to the problems of PCB's in the environment would be much more difficult were it not for the cooperation of Mr. Papageorge and his colleagues at Monsanto as well as other representatives of government and industry, particularly the fishing and marine-related industries. For those of you who may be interested in the biodegradation approach to environmental problems, you're invited to contact me here or by letter and we'll be happy to provide you with more specific data. Thank you very much.

Figure 1 on following page.

GENP 005930

774578

UNITED STATES PATENT 3,899,376
August 12, 1975

MICROBIAL DEGRADATION FACILITY

ABSTRACT

A facility for the microbial degradation of petroleum and oil wastes, as contained in, e.g., industrial effluent discharge materials, comprising an interconnected initial and final degradation system, each of which contains at least one tank means, associated inlet and outlet means, conveying means, aeration or stirring means and drainage means. The effluent to be degraded is introduced into the initial degradation system together with the microorganisms employed and nutrients therefore, and degradation proceeds with aeration or stirring with the formation of a protein-containing cell mass. The substantially degraded effluent is conveyed to the final degradation system where additional microorganisms are added to obtain the final degradation or polishing. The resulting effluent, after filtering, is clean and clear and may be discharged safely into the environment.

UNITED STATES PATENT 3,779,866
Dec. 18, 1973

MICROBIAL DEGRADATION OF POLYCHLORINATED BIPHENYLS

ABSTRACT

A process for the microbial degradation of polychlorinated biphenyls (PCBs) which comprises treating the PCBs with certain non-pathogenic, hydrocarbon-utilizing strains of Cladosporium cladosporiodes, Candida lipolytica, Nocardia globerula, Nocardia rubra and/or Saccharomyces cerevisiae until the PCBs have been substantially degraded. The process is applicable degrading PCBs as they may be present as pollutants or contaminants in water, in industrial effluents, in various land areas such as industrial sites and the like or in varied laboratory or commercial installations. The process may also be used to clean up and degrade mixtures of PCBs and various hydrocarbon oils or petrochemicals whenever their presence constitutes a deleterious pollution.

Figure 1. Abstract of patent relating to the microbial degradation of polychlorinated biphenyls.

• • • • • • • • • • • • • • • •

MAJOR GORDON GOFF (U.S. Army Materiel Command, Alexandria, Virginia): The following description of the spill of 265 gallons of PCB's into the Duwamish Waterway in Seattle is presented here as an ongoing practical problem that we're facing in the recovery and disposal of contaminated bottom sediments from a busy waterway in this industrial area.

The spill itself occurred on September 13, 1974, when a large electrical transformer fully sheath-crated for open-deck shipment to Alaska was being sling-loaded aboard a barge. As the slung crate was about 2 feet off the dock the bottom members gave way, the transformer fell to the dock, and the outboard cooling fins struck the bull rail, rupturing them and leaking approximately 265 gallons of PCB material in the transformer onto the dock and into the waterway.

At that point in time, because of a lack of awareness of the people on the scene as to exactly what was in the transformer and the lack of labeling or warning on the crating itself, the normal oil spill procedures used at that dock were instituted. Within 2 or 3 days, however, the possibility that PCB's were implicated in the spill appeared. Subsequent investigations bore out the fact that the spill was indeed PCB's. EPA and the State of Washington Department of Ecology instituted an emergency cleanup procedure. Handheld dredges manned by divers recovered the visible pools of PCB's which were lying on the bottom of the waterway.

A filtration unit was then moved into the area

GENP 005931

774579

and the recovered material was run through this filtration unit and the sludge that resulted was drummed and was subsequently disposed of by a commercial contractor.

In this emergency operation, approximately 80 gallons of visible pools of PCB's were recovered. The remaining PCB's are now in the bottom sediments and subsequent sampling has established an area of relatively high PCB contamination in the area of the spill.

To cover the proposed procedures for the recovery of this I'd like to ask Mr. Jack Thompson, who is a fisheries biologist with the Seattle District Corps of Engineers, to cover the details of it.

• • • • • • • • • • • • • • • • • •

MR. JOHN S. THOMPSON (Seattle District, U.S. Army Corps of Engineers, Seattle, Washington): The previous speaker described events leading up to the accidental loss of PCB's into the Duwamish Waterway, Seattle, Washington, and partial removal of the PCB's by EPA and Washington Department of Ecology. There remains about 185 gallons of Aroclor 1242 in the immediate area where the spill occurred. About 2 months ago the Corps was requested by the Department of Defense to remove the contaminated sediments. This decision is supported by EPA and the State of Washington.

The Duwamish Waterway is a dredged channel in the Duwamish River. It is dredged a distance of 5 miles from salt water with one-half of the channel dredged to 30 feet below mean lower low water (MLLW). The spill occurred at about river mile 2, where the dredged channel is 30 feet below mean lower low water.

Background levels of PCB's in bottom sediments run from 0.16 ppm to about 2.5 ppm. Levels of PCB's in the area of spill range from about 5.4 ppm up to 390 ppm in the sediments. We propose to remove the contaminated sediments, which will require dredging up to 40,000 cubic yards.

We plan to use a dredge called Pneuma pump, which is manufactured in Italy and represented in the United States by a Chicago firm. This type of dredge has never been used in Puget Sound country and it is a little experimental for us. The advantage of this particular dredge is that small amounts of water are used for the pipeline dredging; in other words, about 60 percent of the material that will enter the pipeline is sediments and about 40 percent water. Also, this dredge is excellent for controlling turbidity and has excellent control of dredging depth.

We plan on including predredging and postdredging monitoring sampling, which will be performed by EPA. There will be sampling during the actual dredging. We have looked at a number of disposal sites and methods and we have selected one. All of the areas have one thing in common and that is that no one wants the stuff.

The proposed disposal method is as follows: (1) We will pump, using the pneumadredge, into a watertight 4,000-yd^3 barge; (2) When full, the barge will be hauled 2 miles upstream to the disposal area; (3) The pneumadredge will then be placed into the barge and sediments will then be pumped into a disposal area.

The disposal area will be prepared beforehand and will be roughly 300 feet from the waterway. In the Seattle area, we have a tide drain from about plus 12 feet down to about minus 2 feet below MLLW. The disposal area bottom will be at 0 feet MLLW elevation. Consequently, this material will be placed in the water table. The disposal area will be filled to about the plus 14 foot level. The disposal area will be covered with 2-3 feet of clean dredged materials after dredging is completed and material has solidified. All effluents leaving the disposal area will be run through a sand filter to remove suspended sediments.

The cost of this operation will be between $300,000 and $500,000. This is about $2,500 per gallon of PCB's removed. This case study has been presented to you to show one removal operation and illustrate the problems involved in removal and disposal of hazardous materials. Thank you.

GENP 005932

774580

CHLORINATION OF WATERS FOR DISINFECTION—A STUDY OF THE PRODUCTION OF UNDESIRABLE CHLORINATED PRODUCTS

Richard Johnsen, Ph.D.*

The current emphasis on environmental preservation and human health is resulting in an increased use of chlorine for disinfection and waste treatment. Few efforts, if any, are being made by those proposing such procedures to determine the possible adverse impact of increased usage.

The use of chlorine for water treatment falls into two categories: protection of public health, and industrial use for antifouling and for waste treatment. In the United States, chlorination of municiple water supplies and wastewater treatment plant effluents is the most common procedure for disinfection. Most biologists who have maintained aquatic animals in laboratories are aware of the toxicity of chlorinated tap water. Brungs (ref. 1) thoroughly reviewed the current knowledge of the effects of residual chlorine on aquatic life. However, this paper is not concerned directly, per se, with chlorine toxicity but rather its reaction with other constituents of waste waters to produce unwanted chlorinated products. The utility of chlorine in water treatment is attributable to its toxicological characteristics and its oxidative capacity. Chlorine is employed to destroy pathogenic and nuisance bacteria and other microorganisms, to modify the chemical constituents of the water being treated (e.g., reduction of tastes and odors), or both.

In Fort Collins, as well as in most other Colorado cities, chlorination is used not only for disinfection of community water supplies, but also in the disinfection of effluent waters from the two sewage treatment plants. This latter water is released, usually directly, into the Cache La Poudre River, which is part of the South Platte River system.

There are two sewage treatment plants in Fort Collins, with the most recent one (onstream in 1969) currently undergoing a large expansion. The newer plant currently handles about 5.5 million gallons per day of waste waters with a near tripling in capacity nearing completion. Terminal chlorination at this plant site is carried out on the effluent stream from the clarifying tanks and just before the effluent enters the chlorination holding basin from which the water is released to the river.

*Associate Professor, Pesticide Research Laboratory, Department of Zoology and Entomology, Colorado State University, Fort Collins, Colorado 80523.

The question that arises is whether this terminal chlorination treatment, with a desired disinfection as its goal, can give rise to undesired chlorinated products. Recently considerable concern was voiced in the national wire services over the findings by regulatory agencies of certain chlorinated compounds in the drinking waters of numerous communities (e.g., New Orleans) which are potentially dangerous to human health. Most of those cited to date include chlorinated alkanes (methanes and ethanes, etc.) and chlorinated phenols. The sources of these compounds were not ascertained but were being attributed to industrial effluents.

The high reactivity of chlorine with many organic compounds may provide another answer. Since sewage effluent waters from one community become the eventual drinking waters of communities downriver, it is of considerable importance that it be known that a disinfection process at one point does not contribute to the pollution burden at a second point. Another concern is the effect on aquatic fauna of such chlorinated compounds as may be formed by chlorination of waste waters. Although tremendous amounts of data are available on many chlorinated compounds having deleterious environmental effects (e.g., the insecticide DDT and the herbicide 2,4,5-T), very little is known about chlorinated compounds that may emanate from chlorinated sewage effluent waters.

Review of the Literature

A recent release of preliminary results of an Environmental Protection Agency (EPA) survey of U.S. drinking waters suggest that chemical contamination is a national problem (ref. 2). The report states that all 79 cities surveyed contained some amount of chloroform, ranging from 0.1 part per billion (ppb) to 311 ppb. This and other chemicals found were reported to be partially due to chlorination of drinking waters, Delfino (ref. 3), in response to earlier related reports, doubted the formation of chloroform in the chlorine disinfection process but called for more research in this area. Schwartz (ref. 4), in response to Delfino, cites the relative ease in which one may expect to find chlorinated compounds after chlorination considering all the possible organic compounds found just in sewage effluents. Laubusch (ref. 5) stated that when chlorine is added to water, a mixture of hypochlorous (NOCl) and hydrochloric (HCl) acids is formed and that this reaction is complete in a few seconds. He points out that under some conditions,

GENP 005933

774581

chlor-addition or chlor-substitution products may be formed, but gives no further data. Gaffney (ref. 6), in a letter in *Science*, found polychlorinated biphenyls (PCB's) in a sewage treatment plant's trickling filter bed. These PCB's were the result of a high biphenyl influx from a textile mill coupled with waste water prechlorination.

Our interests in this area were rekindled with the paper by Carlson et al. (ref. 7). They reported that not only were 10 organic compounds, ranging from phenol to benzene, chlorinated but also that biphenyl, used as a fungicide, was chlorinated under various conditions to varying extents. This latter compound was of particular interest since we have been working with PCB's for several years as an industrial pollutant. Glaze et al. (ref. 8) found a number of chlorinated compounds by gas chromatography (GC) after extracting waste-water effluents containing from 10 to 100 ppm chlorine. Only chloroform was identified although it was evident from their chromatograms that higher molecular weight chlorinated compounds also were involved. Although levels of chlorine can be quite variable in effluent waters, depending on the chlorine metering devices and operator control, there are known to be some treatment plants that discharge effluents containing as high as 15 ppm total chlorine residual (ref. 9, p. 456).

The literature is replete with references to PCB's in aquatic animals, such as fish, crayfish, snails, shellfish, etc., in fish-eating birds, predatory birds, and other vertebrates, and the question that now arises is whether some of these PCB's are industrial pollutants or those produced by chlorination of waste waters.

Background Experience

We have studied and monitored PCB concentrations in digested sewage sludge, fish, and effluent waters for several years. We have shown that PCB levels have stabilized in sewage sludge at about 4-6 ppm, that they are in the effluent discharges from the sewage plants, and that they are concentrating in the fish in the Poudre River at levels often exceeding 5 ppm (refs. 10,11). Although we have tried, we have been unsuccessful in determining the source of PCB's into the sewage treatment plants. In addition, the gas chromatograms of extracts from effluent waters and fish tissues are not the same as those from digested sludge. If this is not due to some metabolic process, it may possibly be due to chlorination of the effluent water. This we would like to determine.

The fact that PCB's have been reported in effluents from paper mills which use biphenyl in slime control and chlorine in bleaching processes, gives credence to the preliminary work we report below and that already cited.

Preliminary Work

Recently we have conducted some preliminary work using biphenyl in water (5 ppm) to which was added chlorinated water to give chlorine concentrations of 8, 83, and 830 ppm. Under ambient conditions and after aging for 24 hours and 1 week, the samples were analyzed, along with suitable controls, by gas chromatography. The chromatograms shown in figure 1 indicate at least 8 peaks attributed to PCB's. If the individual chromatograms of A and C were superimposed over B, one would see striking overlaps although relative peak heights of most of the peaks aren't comparable. The standard (B) is Aroclor 1221, an industrial formulation containing 21 percent chlorine by weight. This is just one of eight formulations. It is evident that the higher level of chlorine resulted in higher chlorine substitution levels, as indicated by the longer retention times. The above data have not yet been quantitated nor have PCB isomer assignments been made to the various peaks. However, we have on hand over 50 pure PCB standards ranging from several monochloro to decachloro biphenyls which will be used for identification. Present work has indicated that biphenyl is chlorinated readily under conditions similar to those in the local sewage treatment plants. Other work done has involved use of sodium and calcium hypochlorite as chlorine sources. Discussion of these preliminary studies need not be included here since chlorine gas is used locally and we will confine our work to this source initially.

Work Plan

Since we have on hand a very sizable supply of chlorinated PCB isomers, it is our intent to study the chlorination process initially in the laboratory using biphenyl and later Aroclor 1221, to determine the parameters necessary for chlorination. Some of these parameters would be pH, concentration of reactants, reaction time and lastly, chlorine source. Since Fort Collins and most other communities use chlorine gas, and since that is what we have used primarily in the preliminary work, we will continue using this form. After this work has been completed, we plan on using effluent waters obtained from the sewage treatment plant and conduct time-course studies to determine extent of chlorination with time. Chlorine concentration would be the next factor studied. Probably of utmost concern is the unequivocal identification of the products formed. The fact that we have many of the potential products is extremely beneficial. The water samples will be routinely extracted with hexane and analyzed by GC using our Micotek MT-220 equipped with four columns and dual Ni 63 electron-capture detectors. An infrared spectrophotometer (Perkin-Elmer 337) is on hand for determination of

GENP 005934

774582

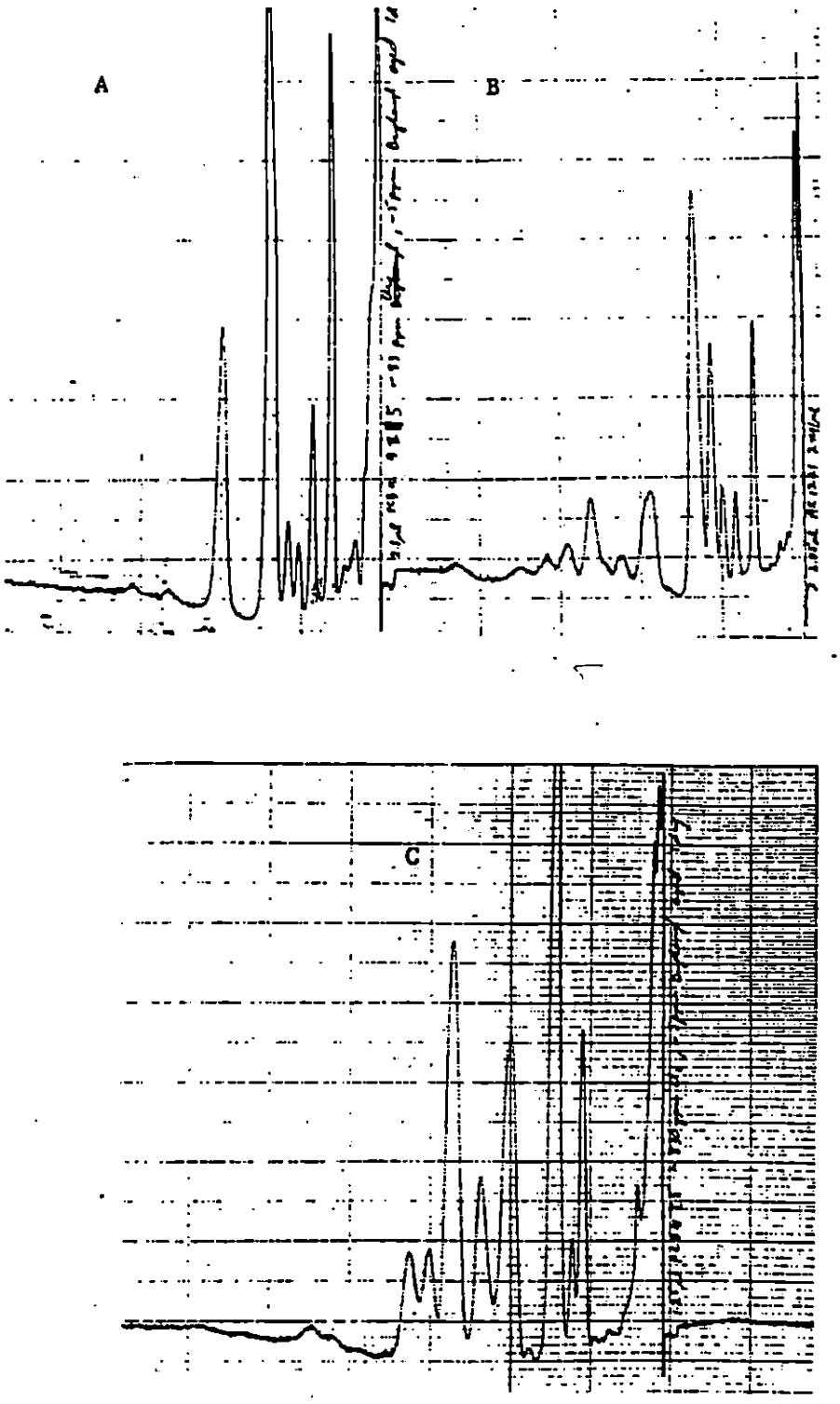

Figure 1. Gas chromatograms of extract of biphenyl reacted with Cl_2-water (83 ppm Cl) for 1 day (A), 830 ppm Cl for 1 day (C) and comparison to to Aroclor 1221 (B).

774583

GENP 005935

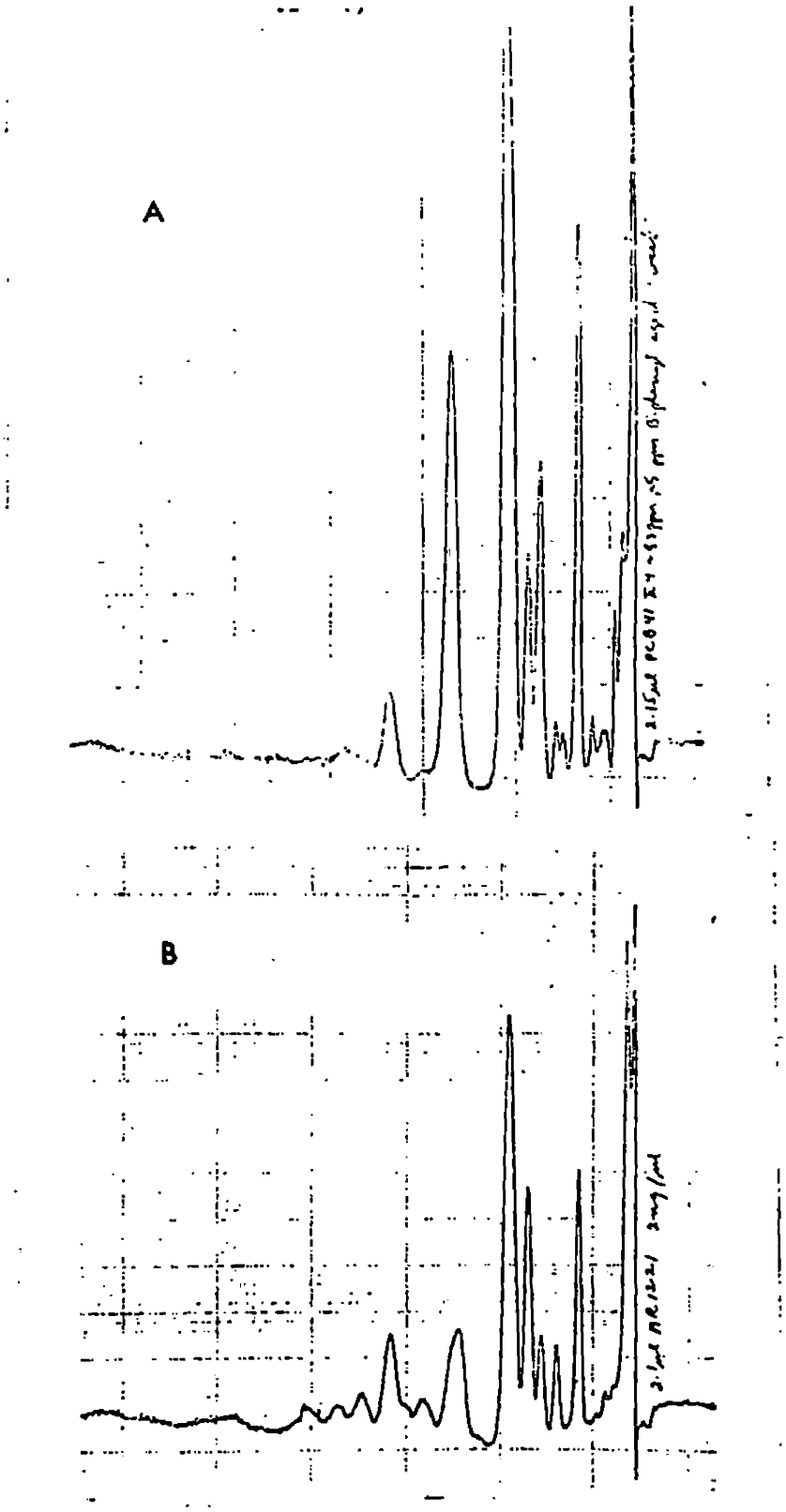

Figure 2. Gas chromatograms of extract of biphenyl reacted with Cl_2-water (83 ppm Cl) for 1 week (A) and comparison with Aroclor 1221 (B).

GHNP 005936

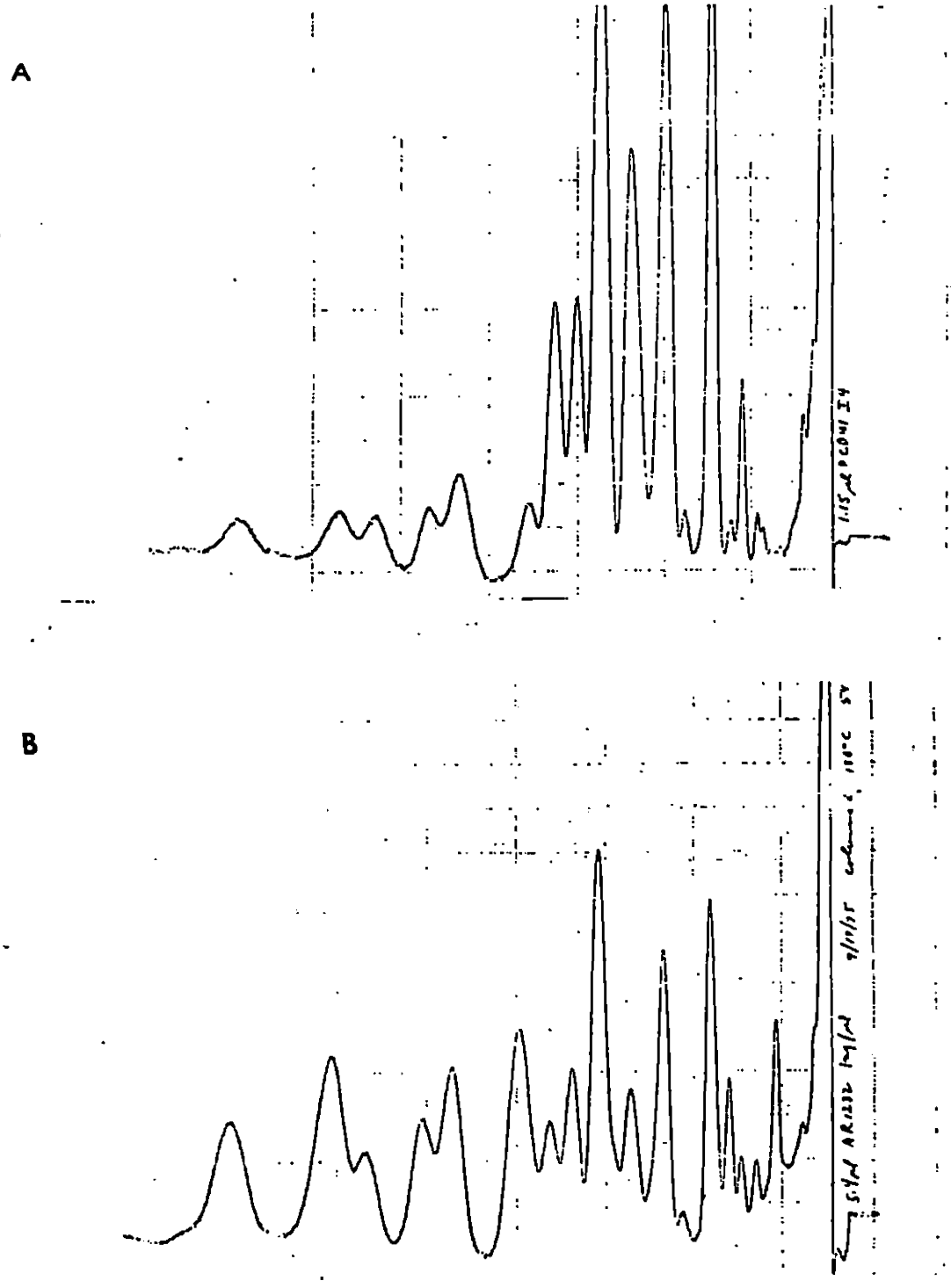

Figure 3. Gas chromatograms of extract of biphenyl reacted with Cl_2-water (830 ppm Cl) for 1 week (A) and comparison to Aroclor 1232 (B).

774585

GENP 005937

infrared spectra of products isolated by thin-layer chromatography. Confirmation of identities is planned using a mass spectrometer coupled with a GC.

Figure 2 illustrates the similarity of the extract (A) (the reaction of 83 ppm Cl_2 water with 5 ppm biphenyl incubated 1 week) with that of Aroclor 1221 but not in the same proportions. Using a light table, the peaks are superimposable on one another. This is true also of figure 3, where the chromatograms show the results of 830 ppm Cl and 5 ppm biphenyl incubated for 1 week in comparison to Aroclor 1232. It is evident that increasing chlorine dosages result in greater degrees of chlorination. The chromatograms in both figure 2 and figure 3 were very similar also after 1 day in incubation with the exception that the later eluting peaks are more pronounced. In figure 3 as in 2 above, all the peaks in the extract are in the Aroclor 1232. It was surprising to us that biphenyl was so readily chlorinated in light of its assumed unreactivity.

Further work is planned along these lines using shorter reaction time spans (hours), utilization of thiosulfate to terminate the reaction, use of CCl_4 or $CHCl_3$ instead of hexane as extracting solvent, and use of glass-distilled water (rather than from Barnstead still) distilled over basic $KMnO_4$. We have used reagent-grade Cl_2 gas and have not noticed any problem with bromine as an impurity. We would like to get access to a MS to check our peaks for chlorine content. We have checked the pH of the saturated Cl_2-water and found it to be 2.4 and after bubbling air through it, via a fritted disc, to be 2.45. So apparently the HOCl and HCl formed by the reaction of Cl_2 gas with water is quite stable. Some early peaks showing up in our blanks, especially the Cl_2-water blanks, are due possibly to the chlorination of hexane. This is the main reason we want to terminate the chlorination reaction with thiosulfate prior to extraction.

REFERENCES

1. W. A. Brungs, "Effects of Residual Chlorine on Aquatic Life," *J. Water Pollut. Contr. Fed.*, Vol. 45 (1973), pp. 2180-93.
2. Anonymous, "Water Contaminated Throughout U.S.," *Chem. Eng. News*, April 28, 1975, pp. 18-19.
3. J. J. Delfino, "Drinking Water Study," *Chem. Eng. News*, December 23, 1974.
4. H. Schwartz, "Chlorine in Water," *Chem. Eng. News*, January 20, 1975, p. 5.
5. E. J. Laubusch, "Water Chlorination," J. S. Sconce, ed., *Chlorine, Its Manufacture, Properties and Uses*, Reinhold, New York, (1962), pp. 457-84.
6. P. E. Gaffney, "PCB's: Another Source," *Science*, Vol. 183 (1974), pp. 367-8.
7. R. M. Carlson, R. E. Carlson, H. L. Kopperman, and R. Caple, "Facile Incorporation of Chlorine Into Aromatic Systems During Aqueous Chlorination Processes," *Envir. Sci. Technol.*, Vol. 9 (1975), pp. 674-5.
8. W. H. Glaze, J. E. Henderson, IV, J. E. Bell, and V. A. Wheeler; "Analysis of Organic Materials in Wastewater Effluents After Chlorination," *J. Chromatogr.*, Vol. II (1973), pp. 580-4.
9. G. C. White, "Handbook of Chlorination," Van Nostrand Reinhold Company, New York, (1972), p. 744.
10. R. E. Johnsen, "Polychlorinated Biphenyls: An Industrial Pollutant," *Environmental Chemicals-Human and Animal Health, Proc., Fort Collins, Colorado,* August 7-11, 1972, Environmental Protection Agency, 1973, pp. 213-20.
11. R. E. Johnsen, and L. Y. Munsell. "PCB's Their Origin and Fate in A River Ecosystem." *Environmental Chemicals- Human and Animal Health, Proceedings Fort Collins, Colorado, 3rd Annual Conference*, July 15-19, 1974, Environmental Protection Agency, 1975, pp. 273-92.

• • • • • • • • • • • • • • • •

HERBERT GILNER (Tivian Laboratories, Providence, Rhode Island): I would like to address myself briefly to the methods used to gather information about polychlorinated biphenyls as environmental contaminants. I do not argue with the need, only with the methods.

It has been claimed both in the press and at this conference that of the 84 firms to whom letters were sent in August concerning the use of PCB's, only one has refused to respond. That company has been named in the press. That company is Tivian. However, to our knowledge, there is at least one other company which has also refused.

There are two distinct principles involved in this refusal. The first is that Tivian Laboratories does not use PCB's. On hearing this, the Environmental Protection Agency demanded information concerning Tivian's use of polychlorinated terphenyls, a series of compounds qualitatively different from PCB's. There has been, to our knowledge,

GENP 005938

774586

no evidence that the PCT's accumulate in human tissues. Moreover, we state and have stated in the past that Tivian Laboratories do not pollute the environment.

Furthermore, and this gets us to the second principle, Tivian feels that the information demanded is proprietary and that EPA, having been set up by executive order, has no constitutional or statutory right to demand such information or to make threats concerning penalties for noncompliance. The company I represent feels that the harassing activities of the EPA, including trial by the press, are totally illegal.

EPA has sought to vilify the name of Tivian by passing its name to the press, claiming that Tivian has contaminated the environment with PCB's, which our company does not use.

Tivian Laboratories has filed a $20 million damage suit against EPA for this release of false information to the public. Tivian has further requested the U.S. Marshall's Office in Providence, Rhode Island, to issue a warrant for the arrest of EPA personnel for the violation of Constitutional laws and congressional statutes in its dealings with Tivian.

It is ironic that the company most responsible for the manufacture and distribution of PCB's in this country continues to do so, but a small company which does not handle PCB's is harassed.

At our request, the EPA supplied us with a list of companies to whom questionnaires were sent. However, the names of certain firms, as we heard again yesterday, were excized from the list. Is it not strange that the name of one company is pejoratively released to the press while the identity of others is concealed? Why?

Is it not capricious that under our unelected administration in Washington, these names as well as those of the companies dealing with the Arabs and cooperating with the Arab boycott of Israel are kept secret? The objectives of EPA are without a doubt useful, necessary, and worthy, and we still support them, but we will not submit to an agency which is so blatantly being used as a tool of an unethical policy.

Figure 1, literature handed out by Tivian Laboratories, is on the following pages.

GENP 005939

774587

NEWS

TIVIAN LABORATORIES INC.
P.O. BOX 6408 . PROVIDENCE, R.I. 02904

FOR IMMEDIATE RELEASE

November 18,1975

PROVIDENCE COMPANY HITS PACK AT EPA

Tivian Laboratories of Providence R.I. today announced that it has initiated actions against the Enviromental Protection Agency and Mr. Michael Deland for allegedly ruining the Company's reputation and its business relations with what the President of the Company described as unfounded, hysterical harrassment, which resulted in a newspaper story instigated by the EPA.

Specifically, a $20,000,000.00 claim has been filed against the Environmental Protection Agency for damages. The newspaper story was released to the Providence Journal Bulletin alleging that the Company contaminated the environment with PCB's, which, incidentally the Company does not deal with. Tivian described the story as highly exagerated. Furthermore, the Company has requested that the U. S. Marshall's office, and particularly Marshall Wyatt, 305 Federal Building, Providence, R.I. issue a warrant for the arrest of certain Environmental Protection Agency Personnel such as Michael Deland New England Enforcement Officer for violating various sections of title 18 of the U. S. Code, namely

> Section 242, "Whoever, under color of law, statute or ordinance, regulation, or custom, wilfully subjects any inhabitants of any state to the deprivation of any rights, privileges, or immunities secured or protected by the Constitution or Laws of the United States... shall be fined no more than $1000 or imprisoned one year or both."
>
> Section 241, "If two or more persons conspire to injure, oppress, threaten or intimidate any citizen in the free exercise or enjoyment of any right or privilege secured to him by the Constitution or laws of the United States ...they shall be fined no more than $5000 or imprisoned not more than ten years or both."

Andrew J. Melechinsky, constitutional attorney for Tivian Laboratories stated that the EPA harrased the Company with registered letters which were

Figure 1. Tivian Laboratories handout.

GENP 005940

774588

refused by Tivian. When Tivian requested the exact contents of these letters and their nature, they were not given a definite answer as to their content. After Tivian had refused these letters, a letter was served upon Tivian by a U.S. Marshall, which contained a very lengthy questionaire form.

Melechinsky charges the EPA with several Constitutional violations in sending out the form particularly Amendment XIII of the U.S. Constitution, which states "Neither slavery nor involuntary servitude.....shall exist within the United States..." Any involuntary response to the subject letter would constitute involuntary servitude.

Melechinsky further maintains that it is becoming a disgusting practice for many states and federal agencies to harrass businessmen with lengthy forms. He asks: 1. Do not such forms add to a tax bill which is already fantastically high? 2. Who pays companies for the time and effort required for filling them out? 3. If such funds are available, isn't that a further unwarranted expenditure of tax monies? 4. How can governments justify adding another nuisance load to the many which various governmental agencies are already seeking to impose on businesses? 5. Isn't this an invasion of privacy? 6. What Constitutional authority is there for such forms?

The claim against EPA has been filed by Tivian's Vice-President of Legal Affairs, Paul Wallins.

Marvin Antelman the President of the Corporation, has stated that he believes that the Agency harrassed him because of his constant criticism, in his capacity as an officer of the National Leadership Conference for The Security of Israel of Kissinger and Ford for their hard line against the State of Israel and Commerce Secretary's Morton's support of the Arab Boycott. Antelman stated that the Company will attempt in its litigation to document this. In a terse reply to Michael Deland Antelman stated "This most recent incident smacks very much like that of a medieval antisemitic libel

Figure 1. (con.).

774589

GENP 005941

such as 'the Jews poisoned the wells."

Antelman further has stated that he views EPA extremism as following in the spirit of Karl Marx who wrote "A World Without Jews", and Marx equated Jews with capitalism and urged their destruction. Acusing EPA of adopting a midieval scenario in which the capitalist replaces the Jew; Antelman stated "This is one Jew who does not pollute the wells and who refuses to be intimidated by an anti-semitic EPA blood libel;" and accused EPA of attempting to dishonor responsible businessmen and to portray them before the public as polluters.

Furthermore, Antelman stated it would be a good idea for Congress to investigate intensively the backgrounds of some EPA people, as he has found that there are members of the EPA today who have had past left wing associations with radical militant anti-business groups such as the Black Panthers and S.D.S. as well as strong Communistic leanings or who have worked for various foundations whose main programs and goals appear to be the destruction of American business and the substitution of a Socialist or Communist state here in the U.S. and who fund radical organizations.

Antelman feels that while it is true that there are irresponsible individuals who have polluted the environment and that measures should be taken to improve the environment, the EPA smacks of too much harrassment and too much hysteria and has substituted realistic objectives with impossible and technologically unfeasible goals. Above all, if ther are polluters that must be dealt with they should not be denied their Constitutional rights in our society. Instead, EPA intimidation has resulted in vast destruction of the industrial capacity of the United States and has weakened our economy. Melechinsky in his reply to Marshall Wyatt accused EPA of practicing a vicious form of extortion characteristic of a totalitarian government.

Figure 1. (con.).

GENP 005942

The Providence Journal, Tuesday, September 30, 1975

Providence firm given ultimatum on data request

BY ROBERT FREDERIKSEN
Journal Bureau Correspondent

PROVIDENCE — Tivian Laboratories, Inc., 330 Silver Spring St., was identified yesterday as the only firm in the nation that has ignored government requests for data on highly toxic PCBs — polychlorinated biphenyls.

As a result, the Environmental Protection Agency has formally ordered officers of the firm, said to be a "major PCB user," to supply the data, or face penalties of up to $25,000 a day, a year in jail, or both.

Marvin S. Antelman of Newton, Mass., president of the six-year-old chemical manufacturing firm, said it does not use PCBs in its business of making plating solutions for the jewelry and electronics industries.

He confirmed that two certified EPA data request letters were ignored because of company policy against accepting certified, or registered, letters on grounds that this might be interpreted legally as consenting, or complying, with the contents.

Antelman also confirmed that a U.S. marshal had served the formal EPA order, but said, "It was not properly served because it was not placed in my hands, as is required. I read it and will respond, however."

He accused EPA and the federal Occupational Safety and Health Administration of "harrassing and bugging" him because of his past criticism of them and of President Ford and Secretary of State Henry Kissinger for their hard treatment of Israel.

The state Health Department, which was notified by EPA, but has taken no action in the case, said the firm appears to be on a city sanitary-storm sewer that overflows into the Moshassuck River after heavy rains.

Antelman said, however, that only domestic waste from two toilets and two sinks goes into the sewer. Laboratory wastes are hauled away. "We don't use any PCBs. We don't put any in the sewer," he said.

Blake Biles, of EPA's Washington office, said Tivian Laboratories, was one of 84 firms, including eight in New England, that were sent letters in August, requesting PCB use and disposal data for use in developing controls because of growing concern over effects on public health.

Tivian was the only one of the 84 firms that ignored the letters, despite several followup phone calls by EPA's Washington and Boston offices before the formal order was issued, he said.

The firms' names were taken from customer lists of the Monsanto Chemical Co., the nation's largest PCB manufacturer, U.S. Customs and EPA hazardous materials data, Biles said.

PCBs are chlorinated hydrocarbons resembling DDT, which EPA banned in 1972, the same year it limited PCB use to closed electrical systems to reduce water and fish contamination, according to a recent news release by John A. S. McGlennon, EPA regional director in Boston.

Health effects associated with PCBs include eye discharge, acne, ulcers of the uterus, abnormal skin pigmentation and reproductive failures. New York recently urged the public not to eat striped bass and certain other fish from the Hudson River and Lake Ontario because of dangerously high PCB levels, McGlennon noted.

Because some striped bass spawned in the Hudson River migrate to New England waters, extensive tests have been started to determine PCB levels in food fish here, he said.

"Final results of the testing will not be available for a few months, but preliminary data indicate that PCB levels are well below the five parts per million tolerance level established in 1972 by the U.S. Food and Drug Administration," McGlennon said.

"There is no need for New Englanders to stop eating striped bass or any other fish because of possible PCB contamination," he said, but added that it is crucial to continue existing controls and may be necessary to extend them as a result of current studies and tests.

Figure 1. (con.).

774591

GENP 005943

GENP 005944

TIVIAN LABORATORIES INC.
330 SILVER SPRING STREET
PROVIDENCE, R. I. 02904
(401) 421-1208

November 1, 1975

United States Marshal
ATTN: Marshal Wyatt
305 Federal Building
Providence, Rhode Island 02901

Dear Sir:

I am in receipt of your Certified envelope No. 155215, containing a letter from the United States Environmental Protection Agency to Tivian Laboratories, Inc., dated October 16, 1975 and a four page brochure entitled POLYCHLORINATED BIPHENYL (PCB) COMPOUNDS OR MIXTURES.

As you may now realize, after our phone conversation of 10-27-75, the E.P.A. letter has no validity or authority under the United States Constitution.

In referring to a non-existent "authority" contained in the unconstitutional Water Pollution Control Act and the equally illegal Clean Air Act and in demanding that certain (private) information "must be provided" within certain time limits, the Environmental Protection Agency is practicing a vicious form of extortion, characteristic of a totalitarian government.

By its unsupported attack on chlorinated terphenyls and its unwarranted demands for confidential information and trade secrets, the Environmental Protection Agency is breaking numerous laws, some of which follow:

The Constitution of the United States of America:

1. Amendment IV, "The right of the people to be secure in their persons, houses, papers, and effects, against unreasonable searches and seizures, shall not be violated, ..." The demands in the E.P.A. letter constitute an attempted search of Tivian Laboratories, Inc., and seizure of our trade secrets.

Figure 1. (con.).

390

774592

TIVIAN LABORATORIES INC.
330 SILVER SPRING STREET
PROVIDENCE, R. I. 02904
(401) 421-1208

2. Amendment IV, "no Warrant shall issue, but upon probable cause, supported by Cath or affirmation, and particularly describing the place to be searched, and the persons or things to be seized." The E.P.A. letter is not a warrant and has no claim to legality.

3. Amendment V, "No person shall be ..... compelled in any criminal case to be a witness against himself, ..." Tivian Laboratories, Inc. is made up of people who enjoy the same rights collectively as we do individually. Any possible adverse information might be used against Tivian Laboratories, Inc. We would be violating the Constitution and our own best interests if we answered the E.P.A. letter.

4. Amendment V, "No person shall be ..... deprived of liberty, ... without due process ....." This includes the liberty to ignore the illegal demands of the E.P.A. letter.

5. Amendment IX, "The enumeration in the Constitution, of certain rights, shall not be construed to deny or disparage others retained by the people." This law guarantees the right of Tivian Laboratories, Inc. to do as we please without government interference of the kind represented by the E.P.A. letter, unless we clearly do harm to others. The E.P.A. letter contains no claims that Tivian Laboratories, Inc. has harmed anyone. We do not have to prove our innocence. The intent of the E.P.A. letter is to coerce us into producing such proof.

6. Amendment X, "The powers not delegated to the United States by the Constitution ..... are reserved ..... to the people." This means that the government cannot demand information from Tivian Laboratories, Inc. unless it has the backing of exact wording in the Constitution. There is no wording in the Constitution which backs or authorizes the Freedom-destroying provisions of the Federal Water Pollution Control Act and Clean Air Act.

7. Amendment XIII, "Neither slavery nor involuntary servitude, ... shall exist within the United States, ..." Any involuntary response to the subject letter would constitute involuntary servitude.

Figure 1. (con.).

391

774593

GENP 005945

GENP 005946

TIVIAN LABORATORIES INC.
330 SILVER SPRING STREET
PROVIDENCE, R. I. 02904
(401) 421-1208

Title 18, U. S. Code:

8. Section 242, "Whoever, under color of law, statute, or ordinance, regulation, or custom, wilfully subjects any inhabitants of any state to the deprivation of any rights, privileges, or immunities secured or protected by the Constitution or Laws of the United States ..... shall be fined no more than $1000 or imprisoned one year or both."

9. Section 241, "If two or more persons conspire to injure, oppress, threaten or intimidate any citizen in the free exercise or enjoyment of any right or privilege secured to him by the Constitution or laws of the United States ..... they shall be fined no more than $5,000 or imprisoned not more than ten years or both."

Also, consider the nuisance, inconvenience and additional expense which a conscientious response would entail.

As Tivian Laboratories' Chief Executive for Federal Affairs, I am assuming responsibility for declining to respond to the letter of the Environmental Protection Agency.

As stated previously, the "laws" quoted by the E.P.A. are illegal. "An unconstitutional law, ... is as inoperative as if it had never been passed ..... imposes no duties, confers no rights, creates no office, bestows no power or authority on anyone, affords no protection, and justifies no acts performed under it ....." (16 Am Jur 2d Sec. 177)

The Constitution provides that (as stated in 16 Am Jur 2d Sec. 177) "No one is bound to obey an unconstitutional law ....."

The Constitution is the law which we will obey, and that law guarantees the right of Tivian Laboratories, Inc. to stand up against the kind of tyranny represented by the E.P.A. letter.

Figure 1. (con.).

392

774594

TIVIAN LABORATORIES INC.
330 SILVER SPRING STREET
PROVIDENCE, R. I. 02904
(401) 421-1208

You should take action against the Environmental Protection Agency which, as you can see, has broken many laws, rather than assist in the persecution of Tivian Laboratories, Inc., which has not broken any valid laws and which has not done harm to anyone. I will be pleased to sign the complaint.

Constitutionally Yours,

Andrew J. Melechinsky
Constitutional Attorney
for Tivian Laboratories, Inc.

Info to:
Mr. Robert Thompson
Environmental Protection Agency
John F. Kennedy Federal Building
Boston, Massachusetts 02203

Mr. Jeffry G. Miller
Acting Assistant Administrator for Enforcement
U. S. Environmental Protection Agency
Washington, D. C. 20460

Figure 1. (con.).

393

774595

GENP 005947

THE NEED FOR COST-BENEFIT ANALYSIS IN TOXIC SUBSTANCE USAGE

A. Eatock*

INTRODUCTION

Yesterday, mercury had the limelight; today, it is PCB's; tomorrow—what? We face a recurrent problem in dealing with toxic substances in the national-social context. Thus, this paper discusses the overall problem of toxic substances rather than just PCB's.

The purpose of this paper is threefold:

a. to show the absolute necessity of cost-benefit analysis in achieving an equitable balance between private and social costs and benefits;
b. to illustrate the need in cost-benefit analysis for researchers to be specific in delineating the chain of consequences together with the risks involved in toxic substances; and
c. to illustrate the elements of a simplified cost-benefit analysis based on PCB's.

Conceptually, cost-benefit analysis is quite simple in that one places a value on the costs of an action or program and a value on the benefits resulting therefrom. If the dollar benefits exceed the dollar cost, then one proceeds with the action or program. However, simple ideas do tend to get complicated in practice and cost-benefit analysis is no exception. One complication, which will be ignored hereafter, is what interest rate to use in finding the present value of future benefits such that they can be compared to the costs. Another complication is how to value intangibles (such as good health and aesthetics) that do not have an established price from being traded on the open market. There is no easy, or even commonly accepted, method for valuing the unintended effects of toxic substances resulting in social costs. This results in considerable conflict due to the judgmental valuing in estimating social costs and, frequently, the ignoring of the whole issue of intangibles.

MAGNITUDE OF THE PCB PROBLEM

To illustrate one aspect of the magnitude of the PCB problem and to lay the groundwork for a cost-benefit analysis, a hypothetical case on the accumulated PCB loading to the Lower Great Lakes from U.S. sources is worked out. There are three categories of inputs as follows:

1. Uncontrolled Imports:
   a. Estimate (ref. 1) of uncontrolled imports of PCB's as part of other products in 1972 ≅ 375,000 lb.
   b. 1971 U.S. population in the Lower Great Lakes Basin (ref. 2) $13 \times 10^6 \cong 6.3$ percent of total population.
   c. Lower Great Lakes water volume converted to weight ≅ $4{,}575 \times 10^{12}$ lb.

Assumptions:

a. The PCB distribution is similar to the population distribution (ref. 2).
b. The continuing flow of import products results in a continuing equivalent amount going into the environment.
c. Thirty percent of PCB's are of the persistent (nonbiodegradable) types (ref. 4).

Then, 375,000 lb of uncontrolled imports result in an equivalent lake water PCB load of 1.5 ppt. Please note the word "equivalent;" in actual fact, the lake water has a very much lower level since PCB's tend to accumulate in the biota and sediment.

2. Existing Pool:

It is reported (ref. 3) that the U.S. consumption was approximately 1 billion lb of PCB's during the 40-year period from 1930 to 1970. The majority of this PCB consumption must now be in the environment, primarily in garbage dumps and sediment. If 0.1 percent of this pool is released annually from the various sources, then the equivalent lake load is 4 ppt PCB's in the water.

3. Continuing Use:

The third category is continuing authorized use for transformers and power factor capacitors, which constitute a consumption of more than 50×10^6 lb/yr (ref. 4). An assumption of a 0.1 percent leakage rate to the environment results in an equivalent lake load of 0.2 ppt in the water.

This is the U.S. loading on the Lower Great Lakes, to which the Canadian contribution must be added. Keeping in mind that these figures are based on unsupported assumptions, it is still interesting to compare them with the proposed water quality target of 1 ppt. It does indicate that, since PCB's are so persistent, the problem will have to be lived with for a long time. How far to go in rectifying the problem is where

*Social Sciences Division, Inland Waters Directorate-Ontario Region, Burlington, Ontario, Canada L7R 4A6.

774596

GLNP 005948

A COST-BENEFIT FORMAT

Benefits

The chief benefit of PCB's is their nonflammability in the liquid phase. This has resulted in *only* PCB-cooled transformers and power factor capacitors being allowed in the upper floors of tall buildings. On similar safety grounds, it is the only fluid permissible for use in electrostatic precipitators that keep the particulate pollution from going up the stack of most industries. No estimates for the value of these benefits, and others which are not considered, are readily available, but they must be substantial or the OECD (ref. 8) group would not have recommended continuing these uses. While not ignoring the necessity of confirming these benefits, the cost-benefit analysis may be simplified to the tradeoffs between direct costs of controlled usage and the cost of damage to the natural and human environment.

At this point, the three sources of contamination can be incorporated in the cost-benefit analysis, as shown in table 1. These figures give some indication of the most cost-effective tradeoffs between various control methods and damages to the natural and human environment.

COST OF CONTROLLING USAGE

The cost of controlling the authorized usages of PCB's consists of the direct and indirect costs (table 2). The direct costs include containment devices to avoid leakages and losses; the handling of contaminated containers, cloths, etc.; the decontamination of equipment; the incineration of contaminated cleaning solvents, clothes, etc.; and the cost of monitoring and policing these activities to minimize leakages to the environment.

Indirect costs could include the monitoring and policing required to reduce unauthorized imports of PCB's as part of other products, and sewage incineration to reduce the environmental levels of PCB's. This latter indirect cost is of considerable interest since high-temperature incineration appears to be the only practical method of destroying PCB's, and sewage sludge incineration has the potential to break the continuing cycle of PCB through the environment. In Ontario, approximately 40 percent of the sewage sludge is incinerated, principally by the larger centers that are the main sources of PCB's. Unfortunately, temperatures well in excess of 860° C are required to destroy PCB's and the normal incinerator operation is just at or below this temperature. Further, since considerable energy is required to burn the wet sludge, optimization of sewage plant operations dictates operating at even lower operating temperatures as the cost of fuel increases. Obviously, there is a need to optimize sewage plant incinerator operations with the destruction of PCB's included in the criteria. The higher cost of fuel can possibly be alleviated by exhaust gas heat recovery to dry the incoming sludge, which apparently is not common practice at present.

SOCIAL COSTS

Social costs, including damage to the environment, as shown in table 3, are again split into direct and indirect costs. The direct costs include loss of commercial fishing and loss of recreational industry business due to the contamination by PCB's of the larger predatory fish which are at the top of the bioaccumulation chain (ref. 5). Another direct cost is the loss of foodstuffs due to contamination during production and packaging. Should PCB's continue to be dispersed to the environment from sewage incineration stacks, and sewage sludge utilized as fertilizer, there is a good possibility that the level of PCB's in milk, presently as high as 0.1 ppm near industrial centers in southern Ontario, will continue to rise and result in value lost when the milk is not fit for consumption. The occasional poisoning of industrial workers working with PCB's, or the poisoning of individuals in the general population due to accidental spills, gives rise to costs from lost work time and medical attention.

Indirect costs (table 4) include such things as fish-eating birds that have all but disappeared from the lower lakes; these include osprey, bald eagle, cormorant, bittern, herons, and loons (ref. 6). The herring gulls would also disappear except for the influx from the East Coast and the Upper Great Lakes (refs. 6,7). There are two aspects related to the loss of these birds. One is that, if the predator fish population declines, the alewife population will increase, and if the gull population declines, who is going to clean up, and at what cost, the mess resulting from massive alewife dieoffs such as we had a few years ago. This is what can happen if the balance of nature is disturbed. However, the main interest at the moment is the social cost aspect. How does one cost the aesthetic value of the bird population? This problem is typical of the multitude of social costs that must be considered, and there is no easy answer or agreement on methods.

EXAMPLE OF SOCIAL COST ANALYSIS

One approach taken to illustrate the problem is as follows. According to the Federation of Ontario Naturalists, there are approximately 750 bird watchers

GENP 005949

774597

Table 1. Functional organizational model

Benefits	Due existing pool	Due continuing usage	Due uncontrolled imports
Transformer and power factor capacitators safety			
Reduction in property loss			
Reduction in loss of life			
Reduction in mdeical costs			
Reduction in employment loss			
Reduction in pollution (electrostatic precipitators)			
Reduction in cost of controlling pollution			

Table 2. Costs of controlling the authorized usages of PCB's

	Risk (cost) due existing pool	Risk (cost) due continuing usage	Risk (cost) due uncontrolled imports
Cost of controlling usage			
Direct costs			
Containment			
Contaminated articles disposal			
Decontamination			
Incineration			
Monitoring and policing			
Indirect costs			
Monitoring and policing (imports)			
Sewage sludge incineration			

GENP 005950

774598

Table 3. Social costs of PCB's

	Risk (cost) due existing pool	Risk (cost) due continuing usage	Risk (cost) due uncontrolled imports
Cost of controlling usage			
Social costs (environmental damage costs)			
Direct costs			
Commercial fisheries			
Recreation industry			
Contaminated food			
Worker lost time			
Worker medical costs			
Nonrecycling of paper			

in Ontario who report on migratory birds and spend approximately 500 hours a year observing; there are another 15,000 bird watchers who pay $12.00 per year to belong to the organization, and it may be arbitrarily assumed that they spend 10 days a year watching birds, for a total of 60 hr/yr. Assuming this is an exponential function tailing off to the 8 millionth person in Ontario, who never looks at birds, it can be calculated that 125,000 hours are spent in bird watching. Again being arbitrary, it could be assumed that 10 percent of the pleasure in bird watching for Ontario residents is lost with the loss of the previously mentioned birds. The loss is then 12,500 hours of enjoyment, and there is still the problem of putting a value on it. In the past, economists have attempted to value recreation on the basis of travel costs, money spent on equipment, the leisure hours tradeoff against employment income, and many other methods. The potential loss of employment income probably sets the upper limit, while the casual observer, at no cost, sets the lower limit. At this stage, no attempt to put a value on leisure hours will be made.

The point to be made here is that the researchers have to provide risk data on the consequences of varying levels of toxic substances in the environment. Without the probabilities of resultant consequences being specified, no cost-benefit analysis can be performed and resource allocation cannot be optimized. Note that the incremental increases in social costs in the Legal Usage columns and the Uncontrolled Imports columns in the figures can be balanced against the same columns in the Cost of Controlling Usage subsection. Alternatively, the cost and effectiveness of sewage sludge incineration may result in a considerable reduction in the Social (Risk) Costs such that other Controlling Usage Costs may be reduced. The combinations and permutations are manifold, but operational research methods are available to find the optimum least-cost arrangement.

STRUCTURE OF TOXIC SUBSTANCE RESEARCH

In conclusion, it will be indicated how cost-benefit analysis relates to the overall scheme of things, along with a few comments about the organizational structure. The following (figure 1) shows a conical structure with the research disciplines at the base, leading up through Economic and Social Cost and Social Goals Policy to Legislation and Regulation at the apex.

It may be observed that, at present, the research

774599

GENP 005951

Table 4. Indirect costs of PCB's

	Risk (cost) due existing pool	Risk (cost) due continuing usage	Risk (cost) due uncontrolled imports
Cost of controlling usage			
Social costs (environmental damage costs)			
Indirect costs			
Aesthetics - loss of osprey, bald eagle, cormorant, bittern, heron, loon			
Recreational fishing			
Recreational hunting			
Cleanup of alewife dieoff			
Human - loss of physical well-being (including abortions)			
Loss of mental well-being			
Loss of social well-being			

tends to be fragmented and uncoordinated. The transportation model (second level in the cone), which shows how a particular toxic substance cycles through the natural, biological, and economic environment, tends to tie together all the various disciplines. The next level, economic and social cost assessments, should also provide a unifying force among these disciplines, as well as linking the research with the social goals.

Further, the ultimate unifying research objective may be stated as:

> To determine the tolerable level of specific toxic substances in the environment with a holistic approach that balances the direct and indirect, private and social costs and benefits relevant to the use, or nonuse of the substance.

Clearly, to meet this objective, some form of centralized body is needed in each country to integrate and coordinate toxic substance research among the various agencies and disciplines involved. These bodies would specify and insure the planning, implementation, and control strategy for achieving the research objective, including:

a. the organization and allocation of research projects and subobjectives among the various agencies;
b. the identification and effective communication of available information and data;
c. the periodic communication of the overall strategy and progress in meeting objectives; and

ENP 005952

774600

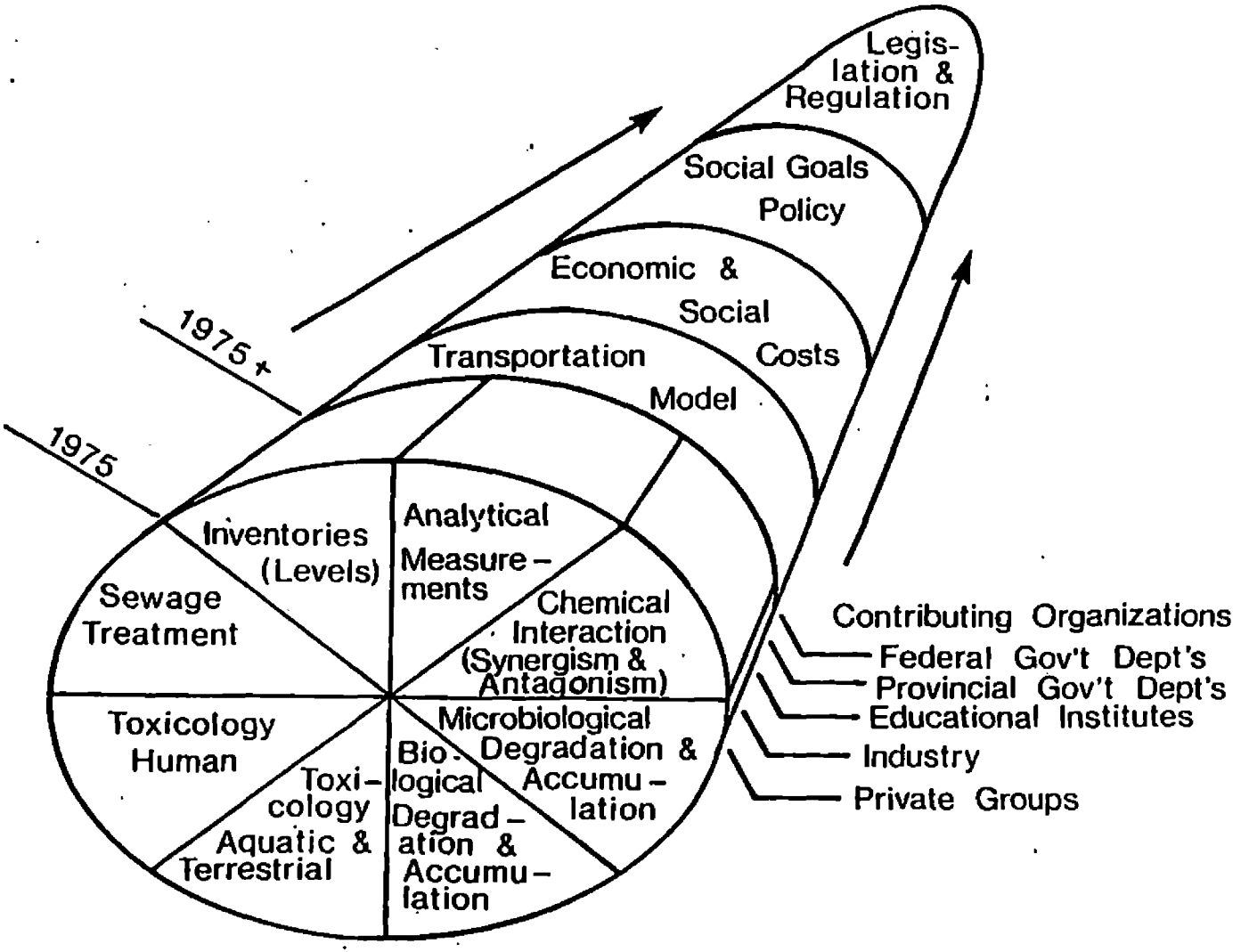

Figure 1. Toxic substances simplified function organization.

GENP 005953

774601

d. the formulation of recommendations based on the research findings, and their communication to policy and decisionmakers.

Clearly, to meet this objective, some form of centralized body is needed in each country to integrate and coordinate toxic substance research among the various agencies and disciplines involved. These bodies would specify and insure the planning, implementation, and control strategy for achieving the research objective, including: (a) the organization and allocation of research projects and subobjectives among the various agencies; (b) the identification and effective communication of available information and data; (c) the periodic communication of the overall strategy and progress in meeting objectives; and (d) the formulation of recommendations based on the research findings, and their communication to policy and decisionmakers.

All the elements for the lead agencies, the Department of Environment and the Environmental Protection Agency, appear to be present, such that they could grasp the authority and carry out the above objectives. It is suggested, as a first step, that each of these lead agencies appoint a Toxic Substances Research Coordination Committee. Both these national committees should be endowed with the power, through interdepartmental agreements, to carry out their objectives effectively. If we can proceed in this direction and if everyone promotes these objectives, an effective solution to the toxic substances problem will be realized.

REFERENCES

1. Statement by G. E. Schweitzer, Director, Office of Toxic Substances, Environmental Protection Agency, during hearings on PCB's by Wisconsin Department of Natural Resources, August 29, 1975.
2. *Population Estimates for the Great Lakes Basins and Their Major Tributaries*, Social Science Series No. 1, Inland Waters Directorate, Canada Centre for Inland Waters, 1973.
3. Kevin P. Shea, "PCB," *Environment*, Vol. 15, No. 9 (November 1973).
4. I. C. T. Nisbet and A. F. Sarofim, "Rates and Routes of Transport of PCB's in the Environment," *Environmental Health Perspectives*, Experimental Issue No. 1 (April 1972).
5. *Great Lakes Water Quality, Third Annual Report to the International Joint Commission*, Great Lakes Water Quality Board, July 1975, p. 641.
6. Glen Agnew, Federation of Ontario Naturalists, Toronto, personal communication, November 1975.
7. D. P. Peakall, "PCB's and Their Environmental Effects," *CRC Critical Reviews in Environmental Controls*, Vol. 5, No. 4 (September 1975).
8. *OECD Council Takes Major Decision with Regard to the Control of Certain Toxic Chemicals*, Organization of Economic Cooperation and Development, Press/A(73)3, Paris, February 14, 1973.

• • • • • • • • • • • • • • • • •

CHAIRMAN TIMM: I have just a few comments on what kind of comes through to me, about three things really. Hopefully it came through to you on the various types of presentations we've had. Obviously we are dealing with a very real problem that impacts the livelihood of people in this country, other countries, etc. Another big thing to come through was that the technical people and the scientific people have got to improve our communication of the scientific facts that we know to the people that are affected. I think this is probably the biggest frustration on the part of the average citizen—he just doesn't understand what we're doing or what we find out or maybe does not know what it means. But I think we've got to continue to try.

Finally, no matter what action is taken, it will have an adverse effect on some people, which of course is an impact on the environment. I think like the Senator says, EPA is in a "no win" situation as far as everybody is concerned. But I think we've learned some things tonight and gained some comments good and bad that are going to help us to go forward. Carlos wants to have some additional comments and then we'll open to the floor.

MR. CARLOS FETTEROLF: I am very disturbed by an item in the statement of the man from the Hudson Valley representing the Sloop Restoration Society. He told us that Ogden Reid, Commissioner of the New York State Department of Environmental Conservation, applauded the Canada Department of Health and Welfare for establishing its fish

GENP 005954

774602

PCB regulation at 2 ppm and that Reid felt the number should be 1 ppm.

I am also disturbed by the Indiana Senator urging that we all go home and pound on our legislators for action on PCB's.

There may not be one immediately correct solution to the PCB problem, but there is a best solution. The best solution is one which recognizes all phases of the problem; weighs the advantages, disadvantages, and costs; evaluates the impacts on the environment, the industry, and the people. I don't think Ogden Reid can do that off the top of his head, nor do I think a State legislature can do it without great thought and the wisest technical guidance. I'm worried. I don't want to see a panic situation. I hope USFDA does not panic. Once regulators deviate from scientifically defensible environmental actions, everyone loses. We waste resources, we trade one problem for another, and we create unnecessary costs and limitations on important segments of society. EPA must take some action. Hopefully, it will be scientifically defensible and not emotionally or politically motivated.

MR. JOHN CHASTAM (Lake Erie Cleanup Committee, Toledo, Ohio): I represent the Lake Erie Clean Up Committee, Michigan United Conservation Clubs, and the Associated Yacht Clubs of Toledo, Ohio. I wasn't going to get up to make any statement whatsoever, but after what I've heard here tonight, I feel very much like Carlos.

Several years ago, you remember taconite was a big issue after the mercury scare. Everybody was under the impression that everything was all settled and all of a sudden we had taconite. We got asbestos and that worried me.

I contacted as many of the Governors and as many of the State officials as I possibly could around the Great Lakes for the simple reason that you people out there as well as me own a part of our Great Lakes. Industry doesn't own them, individuals don't own them, they're a collective thing that we all have to enjoy. I just want you people to know that the fight is ours. Industry should realize what its doing to the very people they need for help, the people that they employ.

GENERAL CHAIRMAN BUCKLEY: I want to say about three words and they really are that I deeply appreciate your being here. Obviously I can't agree with each comment because there have been some mutually exclusive ones, but I certainly found it informative and really appreciate this. And the other thing I have is a personal observation. I think you're an enormously courteous audience and you've sat, you've listened to views that were entirely different from your own. I really enjoyed it, and thanks again.

MR. TIMM: Good night. I got roasted literally as well as physically.

774603

GENP 005955

COMMUNICATIONS
TO THE CONFERENCE

Preceding page blank

GENP 005956

SOME ADDITIONAL COMMENTS WITH RESPECT TO AMBIENT AIR SAMPLING FOR PCB'S

Gordon H. Thomas*

The ORF, under contract to the Air Resources Branch of the Ontario Ministry of the Environment, has conducted ambient air sampling for PCB's.

The ambient air was sampled for gaseous constituents by metering the air through impingers containing ethylene glycol. In addition, sampling of the ambient air for suspended particulates was performed concurrently with the impinger sampling. For this purpose, a Hi-Vol suspended particulate sampler using a glass fiber filter was employed.

Standard analytical procedures for the extraction, cleanup, and separation of PCB's from interfering components were followed. Final extracts were analyzed by gas chromatography using electron capture detection. Confirmation of the presence of PCB's in some of the extracts was obtained with the aid of gas chromatography-mass spectrometry.

PCB's were detected in both gaseous and particulate sample extracts. Levels found were as follows:

Gaseous - 0.9 - 2.6 ng/m^3
Particulate - 0.14 - 0.61 ng/m^3

*Senior Research Scientist, Ontario Research Foundation, Sheridan Park, Mississauga, Ontario, Canada, L5K 1B3.

• • • • • • • • • • • • • • • •

JACK TAYLOR: Gedcor Corporation markets a solvent swellable polymer manufactured by Dow Chemical Company that possesses the unique ability to absorb or imbibe a broad range of hydrocarbons, including chlorinated ones such as askarels. The polymer, sold under the name "Dow Imbiber Bead," draws the hydrocarbon fluid into it's molecular structure, thereby capturing and containing the hazardous substance. The sealoff attribute of the bead allows valves to be manufactured that will allow water to pass and prevent free hydrocarbon escape into the environment.

MS. DORCAS THOMPSON (private citizen): I would like to speak on citizen involvement awareness and communication. It is not enough to have hearings on toxic substances, pollution problems, energy problems, transportation. Ordinary citizens feel they have much to do. They will not get interested in any problems they should be concerned about, because they are not at all aware of the problems. If a problem such as PCB's is identified, EPA must issue "educational" public releases before hearings regularly to inform people of this threat to our health. Of registered attendees at the conference there are few Chicago suburban citizens—all attendees connected with companies or agencies such as EPA. Not one suburban environmentalist or health person is registered. Several citizens such as L. W. Van Audobon are present.

If dangers are identified, we need to be educated by "decree;" signs must be posted on all areas of known PCB traces or presence—such as in air, parks, streets, buildings, beaches, water, markets, and fish and other foods. (We need to treat this similarly to the warning signs on cigarettes.) The knowledge of the presence of PCB's in breast milk must also be imparted to hospitals and new mothers—if all of these warnings were posted with addresses of persons to write, people would be concerned and would know their opinions and concerns are important. I disagree with Dr. Muir's concern over industry—he is compromising by his "philosophical" remarks. As we see Dow, Corning, and Shell have a new product (we are not so entrenched that we must consider economic factors of companies). Relocate company personnel, reeducate personnel to new job, retread personnel, computerize information, and compare notes industry to industry. After all, none of our businesses were in business 100 years ago (in the same States they are in today) so let us gear for change and not allow any industries dangerous ecologically or environmentally.

GENP 005957

Preceding page blank

774605

LETTER TO CONFERENCE ON POLYCHLORINATED BIPHENYLS

Susan E. Caswell
Friends of the Earth, Madison, Wisconsin

November 19, 1975

I am sending this statement to the Environmental Protection Agency technical conference on polychlorinated biphenyls for the 200 members of the Madison, Wisconsin, branch of Friends of the Earth. We are deeply concerned about the growing PCB contamination of rivers and lakes in the Midwest and throughout the country. We are particularly disturbed by the apparent high levels of these chemicals in fish and fowl taken from Lake Michigan and from the Upper Mississippi River.

Both of these great bodies of water have been major sources for recreational and commercial fishing in the Midwest and provide the municipal water supplies for many communities. It seems to us that irreparable harm has already been done to the sport and commercial fishing industries which utilize these water resources and that a very real threat exists to the health of persons ingesting PCB contaminated fish and fowl or drinking from PCB contaminated waters.

We feel that scientific studies have proven the toxicity of PCBs to a wide variety of wildlife including primates even at levels below the standards set by the Federal Drug Administration. That they are also toxic to man has been shown by the tragic Japanese experience.

The fact that polychlorinated biphenyls are virtually indestructible by ordinary chemical or microbial processes means that they will persist in the environment for all time, and since their uses in industry are so diverse and widespread, the possibility for environmental contamination seems to us to be even more serious in the long run than the analogous situation with DDT. Indeed, there is evidence that PCBs are already ubiquitous in the environment—having been detected in the sewage of all major cities, in snow melts, in organisms from the Atlantic Ocean, as well as in fish and sediments of many lakes and rivers.

Therefore, we feel that the time to take effective action on this grave pollution problem is long past due. We favor an outright Congressional ban on production and use of PCB's, but in the meantime, we call on the Environmental Protection Agency to develop a comprehensive monitoring program for identifying sources of PCB pollution of Lake Michigan and the Upper Mississippi River as well as other lakes and rivers and immediately begin to exercise its authority under the Water Pollution Control Act of 1972 to regulate or eliminate PCB discharges. Thank you.

/s/ Susan E. Caswell
Friends of the Earth
Madison, Wisconsin

GENP 005958

774606

LETTER TO THE ADMINISTRATOR OF THE ENVIRONMENTAL PROTECTION AGENCY

Mrs. Meredith C. Tucker

September 8, 1975

Russell Train, Administrator
U.S. Environmental Protection Agency
Waterside Mall
Washington, D.C.

Dear Mr. Train:

We are most concerned with the lack of action the EPA is taking with regard to PCB pollution in Lake Michigan and other waterways. The seriousness of PCB pollution has been well known since 1972, yet nothing has been done to control the release of PCB's into the environment.

It seems clear that Monsanto Company is not going to voluntarily withdraw the chemical from the market; nor are imports of PCB's going to cease through informing industrial users about chemical concentrations in our water. Much stronger enforcement measures are needed.

Banning the use of PCB's clearly seems to be the only real solution to the problem. Since substitute chemicals are available for all uses of polychlorinated biphenyls, banning PCB's should present no real hardship.

As a first step toward eliminating PCB's from Lake Michigan and other water sources, we advocate participation in the National Conference on PCB's. Industrial users should be alerted to the dangers of PCB's and to alternative chemicals they could use. In addition, the public should be aware of the dangers the chemical poses in use or through human consumption of fish and water.

We urge you to take strong and immediate action to eliminate the environmental pollution of PCB's. Thank you for your attention to this matter.

Sincerely,

/s/ Meredith C. Tucker (Mrs.)
Pesticide Control Committee
Chicagoland Chapter
Friends of the Earth
498 N. Inverway Road
Inverness, Palatine
Illinois 60067

cc: Senator Percy
Senator Stevenson
Lake Mich. Fed.

774607

GENP 005959

LETTER TO LAKE MICHIGAN FEDERATION

Chairperson, Pesticide Committee
Knob & Valley Audobon Society of Southern Indiana

November 17, 1975

Lake Michigan Federation
53 W. Jackson
Chicago, Illinois 60604

Dear Sirs,

By unanimous decision the Knob & Valley Audobon Society of Southern Indiana voted to advocate the ban of PCB's or the severe restriction of their use. This recommendation is based on several factors:

1. The permanent nature of PCB'S. They are not biodegradable and are stable to heat making them very difficult to be destroyed.
2. The high levels of PCB's already found in fish in the Hudson River, Lake Michigan, and other bodies of water.
3. The toxic nature of PCB's to human life.

If possible please have our position presented at the EPA conference in Chicago.

Sincerely,

/s/ Chairperson, Pesticide Committee
Box 237
Lanesville, Indiana 47136

LETTER TO THE ENVIRONMENTAL PROTECTION AGENCY, REGION V

Douglas V. Whitesides, Jr.

November 16, 1975

U.S. — EPA, Region V
Chicago, Illinois

Re: PCB Problem Conference
November 19-20-21, 1975, Chicago, Illinois

Gentlemen:

Due to the buildup of PCB's (polychlorinated biphenyls) in the environment and the serious problems caused by this material, I believe that its manufacture and use should be completely banned immediately.

Surely the world will be a much better place without this extremely environmentally degrading substance.

Thank you,

/s/ Douglas V. Whitesides
Rt. 1, Box 296
Lanesville, Indiana 47136

GENP 005960

774608