V. SV (262) C.V. D.V.

CG 03 CODE KY-908-D PKG.

→ DEC11 33251

EST. WGT. 2106 LBS.

STD. HRS. TIME 5P M

YC-3

PROCESSES		APPROVED BY
( ) KY-908-D	(F)	EWK 12-12-77
( ) Alternate	( )	DCG 12-14-77
( )	( )	MTW 12-19-77
( )	( )	FWP 03-27-79
TYPED BY		
emw032879		

14 YC-3-B 93 4 Lot 23880 , 2000# OK

14 YC-3-B 93 4 Lot 23879 , 2000#

14 YC-3-B 93 4 Lot 23867 , 1500#

CLEAN UP AS YOU GO ALONG

Total Wgt 7606#

NON-BLEEDING

IPMENT		NAME: KROLOR® YELLOW LIGHT	USE LBS.	N CODE	ACCT. LBS.
203 & 205 1	1	Run 50" (827 G) water into V-203			
	2	Pour in	730	32-D	730
	3	Dump in Lot	110 x 50	YC-3-B	5500
		Record: Start 3:05 Am 23880	2000		
		Fin 5:00 Pm 23879	2000		
		23867	1500		
	4	~~Adj to 80" (1360 G)~~ 75" (1276 G)			
	5	Pump ~~V-203~~ thru Homog at 2400-2600 psi into V-205			
	6	When V-203 MTY, wash color thru Homog at 1800-2200 psi using minimum water. Use Hot Water			
	7	Record: V-205 Vol 48 " & adj to 54" (1900 G)			
	8	Inspect Homog strainer & clean if necessary			
SV & 205 2	9	Run 2" (200 G) into V-262. Install temp chart & start agitator			
	10	Pump V-205 thru Homog at 4800-5200 psi into SV			
		Record: Time Start 11:30 Total Min: 190			
		NOTE: If Homog pressure falls below 4800 psi 3-way valve will recirculate slurry to V-205			
	11	When V-205 MTY, run in 5" (240 G) water & pump thru Homog at 4800-5200 psi. Rinse in using Hot Water			
349 & 384 3	12	While Homog, run 6" (248 G) water into V-349			
	13	Run ± 1000# water into V-384 & heat to 110-120°F			
	14	Weigh into V-384 & pump to V-349	2570	32-D	2570
	15	Run ± 1000# water into V-384 & pump to V-349			
	16	Adj V-349 to 25" (1163 G) & stir 15 min or longer			
	17	Record: °Be' 1.077 ~~(10.45 ± 0.2)~~ (1.074-1.077) g/mL			
SV 4	18	When S 11 Homog complete, adj SV to 21 " (2100 G)			
	19	Record: pH 9.9 & adj to 11.0-11.2 using N-7-D diluted to 5% (10 parts water to 1 part N-7-D) Assume 50%	30	7-D	15
		Siphon into SV & Record: pH 11.0			
	20	Heat to 190-194°F in 35-45 min & Record: HT 190 °F & Rec 194 °F			
		NOTE: Strike must be started immediately on completion of heating			
343 & 386 5	21	While heating SV, run 56" (1520 G) water into V-343			
	22	Meter in from V-386 M 81 , 9.85#/Gal 38.7 Gal		27-D	380
	23	Stir 15 min or longer			
	24	Record: °Be' 1.017 ~~(2.75 ± 0.1)~~ (1.016-1.018) g/mL			
10 REV.					

Sample

762

EQUIPMENT		PAGE 2 CG 03 CODE KY-908-D (F) EST. WGT. 7606 LBS.	USE LBS.	N CODE	ACC LB
SV 6	25	When S 22 heating complete, Record: pH 10.0 (7.5-10.0)			
	26	Wet V-343 acid pump at 69 setting (± 255 min)			
	27	Set V-349 silicate pump at 60 setting (± 210 min)			
	28	Immediately meter in V-343 & 349, maintain SV at 190-194°F during strike			
	29	Record: Start / Finish / Minutes			
		V-343 2:50 PM			
		V-349 7:20 PM 210			

Record:	Time	V-343 in	V-349 in	SV pH	Normal pH
at 20 min	4:10 PM	(52) 52	(22) 22	9.5	9.3-10.0
40 min	4:30	(48) 48	(20) 20	9.5	9.3-10.0
1 hr	4:50	(43) 43	(18) 18	9.5	9.3-10.0
2¼ hrs	6:05	(27) 27	(7) 7	9.5	9.3-10.0
3½ hrs	7:20	(10) 10	(0) —	9.5	9.3-10.0
Finish	8:05 PM	(0)		9.5	7.5- 8.5

Sample

		NOTE: 1) If pH not as specified, notify Supervisor & note in log			
		2) If final pH is above 8.5, adj pH to 7.5-8.5 & Record: pH Assume 78%		27-D	
	30	Sift in	250	128-A	250
357 7	31	Run 29" (210 G) water into V-357 & heat to 135-140°F			
	32	Dump in & stir to dissolve for S 60	500	15-A	500
302 8	33	Add 24" (294 G) water to V-302			
	34	Add & stir 2 min for S 63 Assume 50%	120	7-D	60
PT 9	35	During strike pump into PT	680	169-A	680
	36	Pump in	76	155-A	76
	37	Pump in	76	160-A	76
	38	Stir 10 min with lightning mixer for S 42			
356 10	39	During strike, run 18" (317 G) water into V-356			
	40	Turn on steam			
	41	Adj to 23" (403 G) at 81-82°C			
	42	Pump PT mixture from S 38 thru undersurface distributor A F A P			
	43	Rinse PT with hot water form hot water mixer & pump in			
	44	Shut off pump			
	45	Stir 30 min at 81-82°C for S 54			
	46	Dc not shut off agitator			
SV 11	47	When V-349 MTY, rinse in with minimum water then set pump to zero setting			
	48	When V-343 MTY, rinse in with minimum water then turn off pump motor			
	49	Heat to 198-200°F in 5-10 min			
	50	Close water line & discharge valves at stearate pump			
	51	Open V-356 discharge valves to stearate pump inlet			
	52	Open water valve at stearate pump & run water thru Homog at 2900-3100 psi to sewer			
	53	While Homog water at 2900-3100 psi, open Homog discharge valve to SV & close valve to sewer			

DUP050094368

262

JUIPMENT		PAGE 3 CG 03 CODE KY-908-D (F) EST. WGT. 7606 LBS.	USE LBS.	N CODE	AC LB
SV 11 cont'd	54	Immediately open stearate pump discharge valve, turn on pump & Homog V-356 to SV at 2800-3100 psi. Maintain SV at 198-200°F			
	55	While Homog V-356 to SV, shut off water valve at stearate pump ASAP			
	56	When Homog complete, rinse in V-356 with hot water from hot water mixer			
	57	When S 56 complete, turn off Homog & stearate pump			
	58	Stir 5 min at 198-200°F			
	59	Shut off steam			
	60	Run in V-357 from S 32 & stir 5 min			
	61	Record: pH 3.1 (3.3-3.7)			
	62	If necessary, adj pH to 3.3-3.7 (Downward only) & Record: pH		15-A	
	63	Run in N-7-D from S 34 in 4-6 min & stir 5 min			
	64	Record: pH 3.8 (4.2-4.4) & if necessary, adj to pH 4.2-4.4 & Record: pH 4.4 Assume 78%		27-D	
		(Dilute 10 parts water to 1 part N-7-D) Assume 50%	44	7-D	22
		Siphon N-7-D into SV			
	65	Do not stop agitator			

Step	V-262 (20 RPM)	V-243, 244, 246, 247
9	2"	4"
18	21"	42"

START	FINISH	OPTR
3:00 PM	10:20 PM	144-237

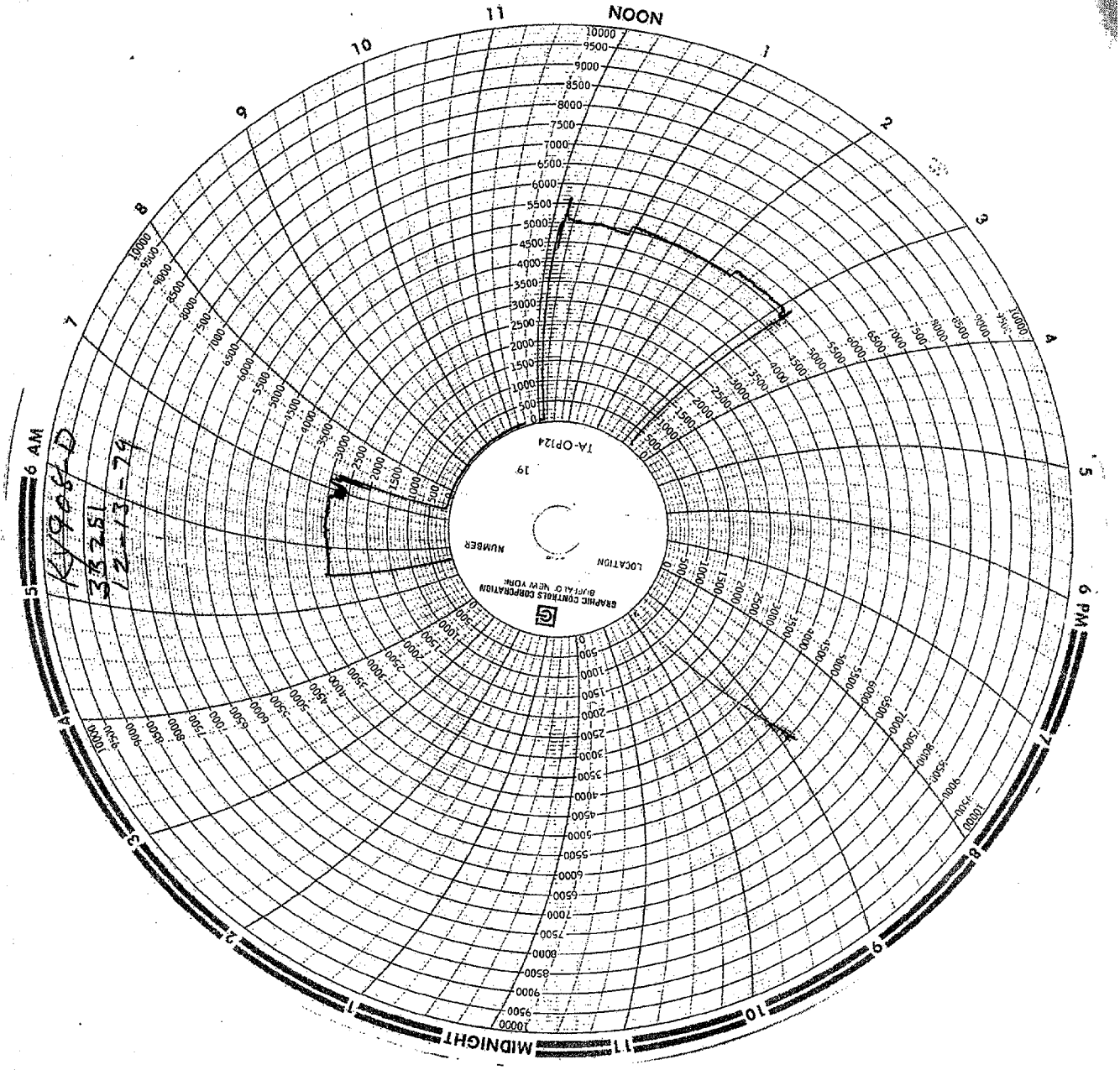

DUP050094370



DUP050094371

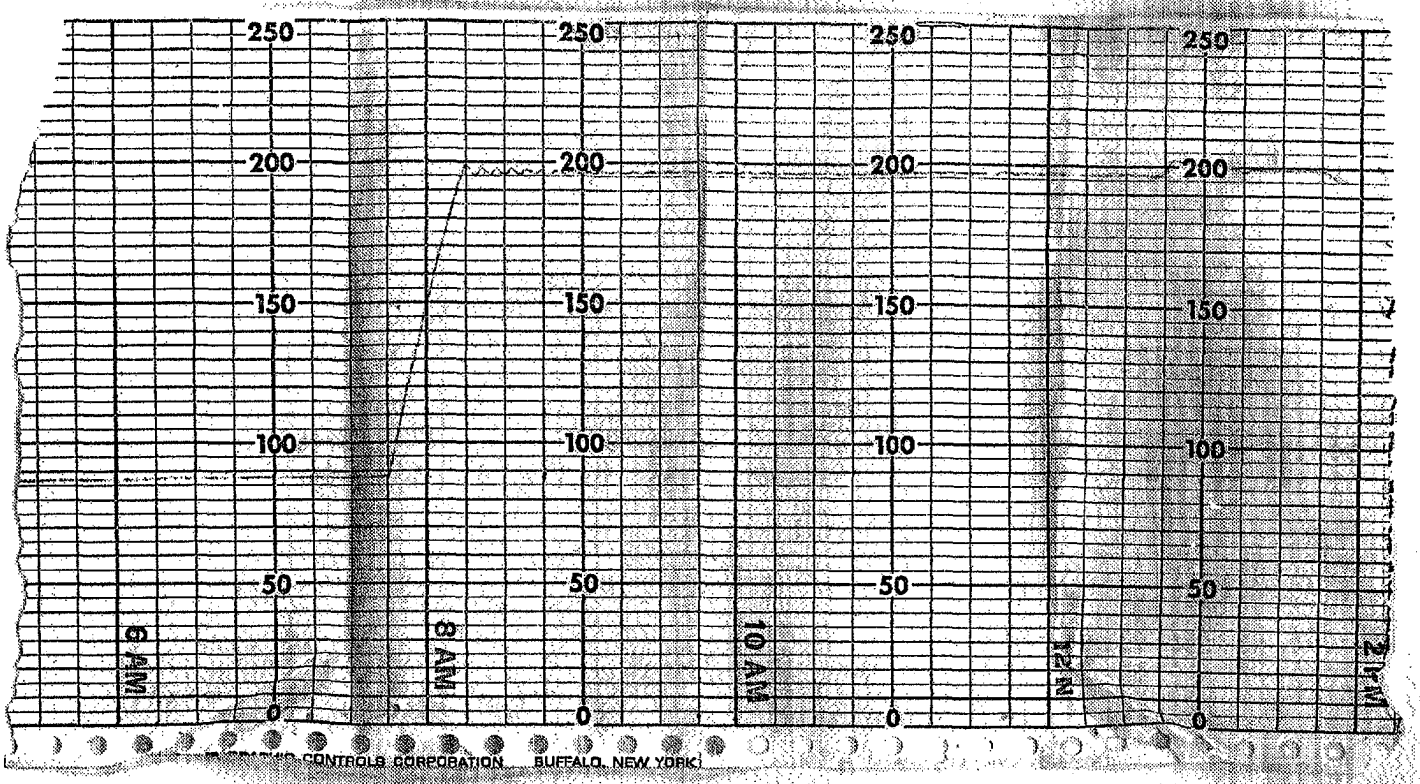

DUP050094372