

Fig. 3

Universal Aerofin (Fig. 3) is distinguished by its "S" bend construction of tubing, units designed with steel headers on opposite ends, the ends of the "S" bends being connected thereto by compression nuts, the bends taking care of the expansion and contraction of the tubing.

Recommended where close control is desired.

Headers—Pressed steel.

Tubing—1 in. O.D. copper or admiralty.

Casings—Copper, aluminum or galvanized iron.

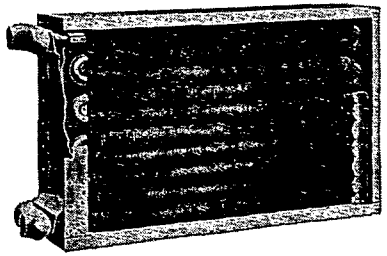

Fig. 4

Aerofin Heavy-Duty Industrial Heating Coil (Fig. 4) for use where extra-rugged coil is needed for close control. Steam pressures from 25 to 450 lb gauge; temperatures to 550 F.

Headers—Pressed steel.

Tubing—1 in. O.D. heavy copper.

Casings—12-gauge galvanized iron.

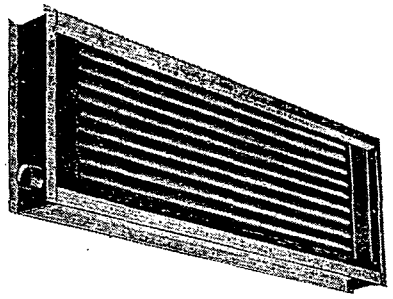

Fig. 5

Booster Aerofin (Fig. 5)—straight tube type, single pass construction for pressures from 1 to 200 lb gauge.

Headers—steel.

Tubings—⅝ in. O.D. copper.

Casings—copper, aluminum or galvanized iron. Recommended where small coils are needed or to raise the air temperatures in branch ducts.

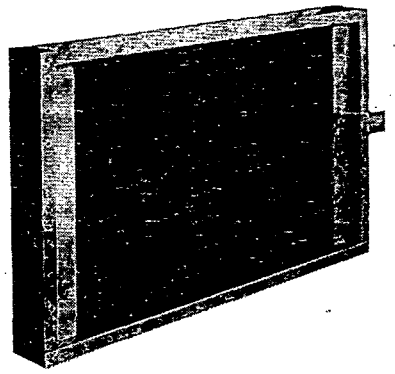

Fig. 6

Narrow Width Aerofin: (Fig. 6) recommended for water cooling or for flooded Freon systems. Made in straight tubes only with headers on opposite ends, joint between headers and tubing being brazed. Construction similar to Flexitube AEROFIN.

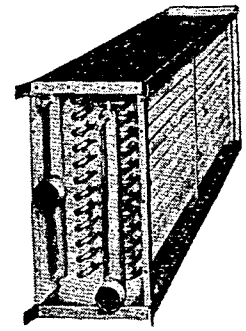

Fig. 7

Aerofin Continuous Tube Water Coils (Fig. 7) are designed for air cooling by circulating cold water through the AEROFIN and air over extended fin surface. Made for either horizontal or vertical air flow.

Tubes and fins are copper, completely tinned with permanent metallic bond between fin and tubes. Headers are made of steel and casings of heavy galvanized iron or copper.

Tested to 250 lb air with coil submerged in water.



Fig. 8

Aerofin Cleanable Tube Units (Fig. 8) for cooling only made with headers removable to permit cleaning tubes. Recommended for use where sediment or scale forming chemicals are present in the cooling water.

Headers—Fabricated steel.

Tubing—Copper or admiralty.

Casings—Copper or galvanized iron.



Fig. 9

Aerofin Direct Expansion Units: (Fig. 9) Centrifugal Header Type—For cooling air, using Freon expanded directly into the coil.

AEROFIN Sizes

Flexitube: 13 standard lengths, three widths, one and two rows deep.

Narrow: same as Flexitube.

Universal: 17 standard lengths, two widths, one and two rows deep.

Continuous Tube: 13 standard lengths, three widths, 2-3-4-5 and 6 rows deep.

Cleanable Tube: 17 standard lengths, one width, 2 and 4 rows deep.

Direct Expansion: Centrifugal Header —11 standard lengths, three widths, 2-3-4-5-6 rows deep.

Steel Supporting Legs: 18 in. and 24 in. high. Punched same bolt hole centers as standard casings. Quickly attached. No other foundation required.

Sale: AEROFIN is sold only by manufacturers of nationally advertised Fan System Apparatus. List upon request.

Write Syracuse for ***Heating Bulletin H-45; Direct Expansion Bulletin DE-48-1 on refrigeration type units; Continuous Tube Bulletin C.T. 39-2 for Water Cooling coils; or pamphlet on Cleanable Type Aerofin for cooling.***