PLAINTIFF'S EXHIBIT

USG-1436



better plastering

for the better house



GP039 2071

The following manufacturers and trade associations have cooperated in the RED TOPICS Plaster Showcase House, and their products are to be seen therein:

National Oak Flooring Manufacturers Assn.

Mutschler Bros. Co., kitchen cabinets

Congoleum-Nairn, Inc., kitchen-laundry floor covering

NuTone, Inc., range hood, food center, kitchen clock

Formica Division of American Cyanamid

Selfridge Co., laundry tray

Moe Lighting Fixture Division of Thomas Industries

Crane Co., plumbing fixtures

People's Gas Light & Coke Co., gas appliances

Lennox Industries, Inc., heating and air conditioning

E. R. Weigand Co., snow-melting equipment

McIntosh Laboratories, high-fidelity amplifier & tuner

Acoustic Research Co., loudspeakers

Neshaminy Electronics, Jensen, electrostatic [illegible]

Viking of Minneapolis, tape recorder

Hamilton Manufacturing Co., Casco table and [illegible]

Cabincraft [illegible]

Pass & Seymour, [illegible]

Roto-glo [illegible]

Bussmann Corp., [illegible] door hardware

Stanley Works, [illegible]

Autotyre Corp., [illegible] hardware [illegible]

Barber Coleman [illegible] overhead door

McKinney Mfg. Co., mailbox

NOTICE: The following trademarks are owned and/or registered in the U.S. Patent Office by United States Gypsum Company, and are used throughout this magazine to identify products manufactured by that company: BRIDJOINT (lathing clips), ROCKLATH (plaster base), STRUCTO-LITE (basecoat plaster), STRUCTO-GAUGE (gauging plaster), IVORY (finishing lime), AUDICOPE (acoustical plaster), RED TOP (plaster), [illegible] (metal lath), TRUSTEEL (studs), PYROBLE (fireproof tile).

Copyright 1955, United States Gypsum Company, 300 W. Adams, Chicago



better plastering for the better house

a visual guide to better plastering methods from the RED TOPICS magazine

plaster showcase house

LATH AND PLASTER JOBS are just like other things that you buy. You can select the type and quality from a variety that the contractor has to offer.

It is logical that the customer building a middle-priced or higher-priced house would select one of the better lathing and plastering systems, just as he selects better quality plumbing fixtures, better door hardware, or insulating glass.

This book is devoted entirely to a house in the middle cost bracket built to the specifications of the editors of RED TOPICS, the plastering magazine, to demonstrate methods of residential lathing and plastering that offer premium results at only a slight premium in cost. All of the methods and materials shown here can be duplicated by any experienced plastering contractor in any community.

The extra cost of the better plastering systems is negligible. The extra quality is not always discernible at first glance, but it certainly makes itself known even within the first year of service. Better lathing methods minimize the possibility of disfigurations developing in the wall and ceiling surfaces, as a new structure dries and settles to its permanent state. Fine plastering can introduce handsome ceiling coves, beautifully textured surfaces, or a smoothness and hardness that is comparable to marble, but conforms to any desired shape.

This house especially calls attention to that characteristic of plaster which sets it apart from all other wall surfacing materials—its plasticity. Dominating and dividing the entire living area of the Plaster Showcase House is an imposing curved partition of 7½-foot radius. In metal lath and plaster it was created easily and economically in a way that leaves the impression that the entire interior of this house is a great piece of sculpture, shaped and molded by the hands of an artist.

The visual effectiveness of a home interior is as dependent upon plaster perfect walls as exterior attractiveness is upon good landscaping. Wall and ceiling areas are such a major proportion of the visible part of a house that their appearance is of supreme importance.

If you are planning to build your home soon, be sure to ask your plastering contractor about these methods that give so much for so little.

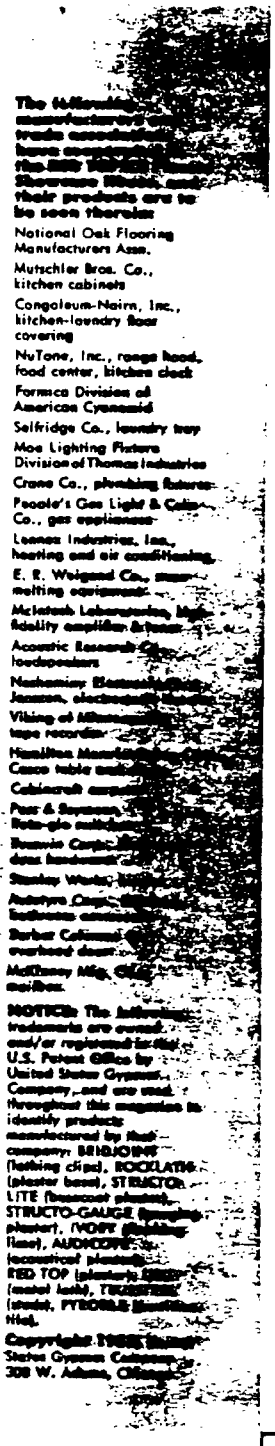

This book is prepared and published as a service to the public, to architects and to the lathing and plastering industry by RED TOPICS, the magazine of lathing and plastering, a United States Gypsum publication.

Architect: Edward D. Dart, Chicago

Lathing & Plastering Contractors: Curtan Plastering Co., Chicago

GP039 2078



The RED TOPICS Plaster Showcase House

lathing...
where better quality begins



PLASTER FREES THE DESIGN TALENT of architects, as demonstrated here, where metal lath is easily formed to the shape of this sweepingly curved partition, from which the Plaster Showcase House gets its character, and its sculptured quality.

THE better-quality lathing and plastering job begins the minute the lathers step onto the job. Two clip attachment systems substantially minimize the possibility of plaster cracks which might otherwise be created by movement or twisting of the framing members. One of these, the resilient clip system, is also ideal for reducing sound transmission through partitions, and is recommended for bathroom walls or around a utility or furnace room in a residence. Metal lath, properly erected, also helps provide strong walls.





THE ROCKLATH RESILIENT CLIP SYSTEM gives excellent protection against cracks in a ceiling area, no matter how extensive. Only the spring goose-neck of the clip is nailed to the joist. Thus the lath, supported slightly below the joist in the prongs of the clip, is free of the structure. The major strain of any twisting of the joist can be absorbed by the clip. This same clip was used on bathroom walls because its flexibility *reduces sound transmission.*







THE BRIDJOINT SYSTEM of lath application is used on side walls. The lather is fitting the first course of lath into the special clip that provides a transition between the resilient ceiling and the nailed-on BRIDJOINT wall lathing.



THE ENTIRE DINING SECTION is formed in a gentle curve. With straight-cornered, unbending materials this curve would complicate construction. With metal lath and plaster it is easy.



JOINTS BETWEEN LATH fall between studs with the BRIDJOINT system, and are joined with a clip. Thus, twisting or movement of the stud works against the strongest part of the lath, its field, instead of its weakest point, the joint. This substantially reduces the possibility of cracking in the handsome bedroom wall shown above.



IN THE SINGLE INSTANCE where there is a solid masonry wall in this house, foil-covered insulating ROCKLATH plaster base provides vapor barrier and thermal insulating value. It is furred out from the wall, as is necessary if its insulating properties are to be effective.



The RED TOPICS
Plaster Showcase House

METAL LATH SHOULD BE SEPARATED from wood studs by a vapor barrier or, as illustrated, by furring with channel or pencil rods. Drive a spike through the studs 16 in. on center from floor to ceiling and wire-tie pencil rods or channel to the spikes. Then tie metal lath to the rods or channel. This minimizes water entering the studs from wet plaster, an occasional cause of cracking when metal lath is nailed directly to the studs.

GP039 2081





STRUCTO-LITE BASECOAT PLASTER spreads well under the trowel and gives excellent coverage. It is available fibered for metal lath jobs, where fibering can save about 5 percent on material use.

THE HOUSE HAS SWEEPING VIEWS because space between areas flows together, as this view reveals; yet where privacy is needed it is present. Straight walls and square corners could have divided these areas, but a mere conventional, cut-up feeling would have resulted. The great circle is the interesting way to divide space, and it is achieved economically with plaster.

plaster
for enduring beauty

NO SANDPILE IN SIGHT when STRUCTO-LITE mill-mixed perlited plaster is used. With STRUCTO-LITE, control of job quality is established when the material is ordered; not left to chance at the mixer.



THE old theory, "plaster is plaster," is a fallacy. It all may have similar appearance as it goes on the wall, but the long-range performance can be as good or as bad as the material used.

That is the reason why, for this Plaster Showcase House, STRUCTO-LITE mill-mixed perlited plaster was selected as the basecoat material. With proportioning and dry mixing done under careful controls right at the mill, only water need be added at the job site. This avoids such constant hazards to the strength of job-mixed plaster as contamination of aggregate, weakening by improper proportioning, and poor distribution of aggregate through the mix. A full-strength, more uniform basecoat job is the result.

For the finish coat, IVORY lime, a double-hydrated product, takes much of the guesswork out of soaking and mixing. Double hydration makes it possible to prepare this material as it is used, if mixed mechanically, without any tedious overnight soak. The finished walls are exceptionally free from butterflies or hot spots.

GP039 2082

RED TOP GAUGING PLASTER creates a gauged lime putty with strength and good working qualities that result in a most satisfactory job. The material is available in a setting speed to suit the working habits of journeymen, so that it need not be weakened by adding accelerator or retarder on the job.





"CAKE-ICING" LIME PUTTY is a joy to use, and is easily obtained by careful mixing and the choice of U.S.G. limes and gauging plaster.



STRUCTO-GAUGE ADDS MOISTURE RESISTANCE, as well as strength to finish plaster and makes it suitable for this bathroom ceiling where a shower is present.



CAREFUL TROWELING is what brings a smooth, hard surface to a lime putty finish. No matter how sharp the curve, nor how intricate the design, the plasterer can meet the specification without great cost.

GP039 2083



OUTLET PROTECTOR keeps electrical box free of plaster, and the green-painted stem is always visible, even if the box is inadvertently buried in plaster. Break it free by pushing it inward after the plaster has set, and the opening breaks clean and free of dirt. The protectors are flexible, reusable from job to job and save much time over the usual stuffing and unstuffing of boxes. The protectors are about $15 a hundred from Green Dot Outlet Protector Co., Dahlgren, Ill.





A DESIGN ACHIEVEMENT of this house is to create most walls as great plaster panels—framed in relief with other materials. The plaster panels are confined within ⅞-inch plaster stops while baseboards and moldings drop back, allowing the plaster panels to stand above them in relief. Baseboard and moldings are Fruitwood pattern Formica adhered to ¼-inch plywood. They are extremely easy to maintain.



MOVING OUT-OF-DOORS, the plasterer creates smooth monolithic eaves. New recommendations indicate that for this type of protected exterior surface, gypsum basecoat plaster is very satisfactory.

GPO39 2084