



NPDES Pretreatment Compliance Sampling Inspection Report

Friesland Campina Ingredients North America,
Inc. (FCINA)

40196 State Highway 10
Delhi, NY 13753

NYP002786 & NY0262838

June 29-30, 2022

Report Prepared by:

THUAN TRAN Digitally signed by THUAN TRAN
Date: 2022.08.25 08:28:51 -04'00'

Thuan Tran; Physical Scientist

Date: _____ August 15, 2022 _____

PHILIP COCUZZA Digitally signed by PHILIP
COCUZZA
Date: 2022.08.25 08:53:58 -04'00'

Report Approved by:

Phil Cocuzza, Chief
Monitoring Operations Section

Date: _____

1.0 OBJECTIVE

On June 29-30, 2022, at the request of the Enforcement and Compliance Assurance Division (ECAD), a Pretreatment Compliance Sampling Inspection (CSI) and a National Pollutant Discharge Elimination System (NPDES) CSI were conducted at Friesland Campina Ingredients North America, Inc (FCINA). The objectives of the Pretreatment CSI and the NPDES CSI were to gather information necessary to determine if the facility is in compliance with the Village of Delhi Industrial User Agreement (EPA ICIS No. NYP002786) and their NPDES Permit; NY0262838, as well as other state and federal regulations.

2.0 KEY PARTICIPANTS

Listed below are key inspection participants and contact information, grouped by organization.

U.S. Environmental Protection Agency

Thuan Tran, Lead Inspector

732-321-4455, email: tran.thuan@epa.gov

Robert Morrell, Geologist

Neal Johansen, Physical Scientist

Friesland Campina Ingredients North America, Inc. (FCINA)

Mark Roach, FCINA Plant Engineer

607-746-0198, email: mark.roach@frieslandcampina.com

Bob Bernhardt, Maintenance Manager

Marc Hammond, Maintenance Supervisor

3.0 FACILITY DESCRIPTION

3.1 General Information

Friesland Campina Ingredients North America (FCINA), Inc. is located at 40196 State Highway 10, Delhi, New York and began operations approximately in 1982. FCINA manufacturing occupies an area of 60,000 square feet. FCINA is categorized as Standard Industrial Classification (SIC) 2023 – Dry, Condensed, and Evaporated Dairy Products and the North American Industry Classification System (NAICS) 311514 – Dry, Condensed and Evaporated Dairy Product Manufacturing. FCINA employs 116 personnel and operates 24 hours/day, 7 days/week, 365 days/year with three (3) shifts; 7:00AM – 3:30PM, 3:30PM – 11:00PM, and 11:00PM – 7:00AM.

FCINA produces hydrolyzed proteins by mixing pig pancreases with water and casein that undergoes digestion and evaporation. Toluene is added to some products to stop bacterial growth. Enzymes are added to certain products and then deactivated to stop the reaction.

The facility manufactures ingredients for different types of baby formulas, as specified by the customers to produce different formulas. FCINA also manufactures Proyield-protein

hydrolysates that are used in biopharmaceutical application to enhance cell culture growth, and Stedygro-protein hydrolysates that are used in micro diagnostic for Agar growth in laboratories for microbial growth.

3.2 Process Information

Raw materials (casein, whey and soy) received at the facility are randomly checked by various testing methods to determine if it meets the facility quality standards. Some raw materials are tested for microbiological contamination, as well. FCINA is a batch manufacturing operation. Raw materials and treated well water are added into a tank/vessel for mixing. The homogenized batched mixture goes through a digestion process. Then, it is transferred into a separate tank for heat pasteurization. After the pasteurization process, the product goes through a filtration system. The filtered product then goes through an evaporation process to remove excess water, followed by drying. The product is packaged and stored in the warehouse or shipped to customers.

Groundwater from 4 private wells is used in the manufacturing processes and cleaning, and as non-contact cooling water. The groundwater is pumped into a water storage tank. From the storage tank, the well water is used as non-contact cooling water for heat transfer. The non-contact cooling water discharges via Outfall 001 under the NPDES Permit. A proportion of the well water is diverted for further treatment prior to use in the manufacturing processes and cleaning.

Well water is treated through a media filtration system to remove any suspended solids in the water column. The filtrate is disinfected by ultraviolet light (UV) unit. Once disinfected, the treated water is directed to the manufacturing operation where it is use in the batch operation, cleaning process, some laboratory testing, hand washing and drinking.

Generated wastewater from the cleaning process and laboratory testing is collected in the process wastewater receiving pit. A lift pump forces the process wastewater across Platner Brook into the equalization (EQ) chamber of the On-Site Process Wastewater Pretreatment System. An anti-foaming agent and a pH control solution are added to the process wastewater. From the EQ chamber, the process wastewater is pumped to the buffer tank. The buffer tank is mainly a holding/storage tank that provides the On-Site Process Wastewater Pretreatment System the capability to receive emergency process wastewater without having to shut down the manufacturing operation. From the buffer tank, the wastewater is pumped into the aeration tanks with fine bubble diffusers. Alum is added into the aeration tank to promote coagulation. The mixed liquor suspended solids (MLSS) in the aeration tanks are conveyed into the aerated Membrane Bioreactors (MBRs). Water within the MLSS is allowed to pass through the fixed plastic media as permeate which leaves a concentrated sludge slurry behind in the MBRs. The permeate is stored in the permeate holding tank. From the holding tank, the pretreated effluent is piped across Platner Brook to the monitoring manhole that houses a Palmer-Bowles flow measuring device with an

ultrasonic flow sensor. Downstream of the discharged pipe, FCINA pretreated effluent combines with Saputo Dairy Foods pretreated effluent. The combined effluent flows to the Village of Delhi Wastewater Treatment Plant (WWTP) for further treatment.

The concentrated sludge slurry in the MBRs is either wasted to the sludge digester as Waste Activated Sludge (WAS) or returned to the aeration tanks as Return Activated Sludge (RAS). The WAS is reclaimed for beneficial reuse.

3.3 Facility Self-Monitoring Information

The Village of Delhi WWTP conducts sampling of the FCINA pretreated discharged effluent to determine if FCINA is in compliance with their Industrial User Agreement. A portable automatic composite sampler is station at the monitoring location. Samples are collected by the Village of Delhi WWTP personnel and are shipped to Phoenix Environmental Laboratories, Inc. located in Manchester, Connecticut. The samples are analyzed for 5-day carbonaceous Biochemical Oxygen Demand (cBOD₅), Total Suspended Solids (TSS), Ammonia (NH₃), and Phosphorus. Once the Village of Delhi WWTP receives the analytical data, a copy is provided to FCINA.

Phoenix Environmental Laboratories, Inc provides sample containers to FCINA for the non-contact cooling water discharge. FCINA QC personnel collects the samples for 5-day Biochemical Oxygen Demand (BOD₅) and Phosphorus. The samples are shipped to Phoenix Environmental Laboratories, Inc. for analysis to determine if the facility is in compliance with their NPDES Permit; NY0262838

4.0 EPA SAMPLING/INSPECTION ACTIVITIES

4.1 Sampling Activities

An ISCO automatic composite sampler was programmed to take 96 sample aliquots during the 24-hour sampling event of the pretreated discharged effluent at the monitoring location in the wooden shed. The 24-hour composite sample was collected and analyzed for cBOD₅, TSS, NH₃ and phosphorus.

On-site grab samples were collected and analyzed for pH and Total Residual Chlorine (TRC).

In addition, grab samples were collected of the non-contact cooling water discharged effluent for compliance with their NPDES Permit. Samples were analyzed for 5-day Biochemical Oxygen Demand (BOD₅) and Phosphorus.

Furthermore, on-site grab samples were collected and analyzed for pH and temperature at the monitoring locations. As part of the permit required conditions, temperature readings were taken at Outfall 001 to the West Branch of the Delaware River, upstream and downstream of the outfall.

All sample containers, preservation techniques and holding times were in accordance with USEPA requirements specified in 40 CFR Part 136. Signed and dated custody seals were placed across the lids and along the sides of the sample containers. The custody sealed sample containers were placed inside plastic sample bags and sealed. All samples were transported on ice to the USEPA Laboratory in Edison, New Jersey for analysis. The chain-of-custody was emailed to the USEPA Laboratory in Edison, New Jersey, to begin the check-in process prior to arrival.

Flow data were provided by FCINA for the pretreated discharge effluent from the On-Site Process Wastewater Pretreatment System and the non-contact cooling water discharge to the West Branch of the Delaware River. The flow monitoring devices for the pretreated discharge effluent and the non-contact cooling water discharge were last calibrated on April 10, 2022.

Split samples were collected and given to the facility representative.

4.2 Inspection Activities

A Pretreatment Compliance Sampling Inspection (CSI) of the On-Site Process Wastewater Pretreatment System and a NPDES CSI of the non-contact cooling water discharge at FCINA were conducted on June 29-30, 2022. The inspectors met with Mark Roach, FCINA Plant Engineer. Inspector's credentials were presented, and business cards were provided. The facility's representative was explained that the inspection purpose with supporting on-site activities was to determine if FCINA is in compliance with the Industrial User Agreement and the NPDES Permit, NY0262838, as well as other state and federal regulations. Due to the simultaneous sampling inspections at two (2) other facilities, supporting on-site activities were limited.

Supporting on-site activities consist of collecting samples of the pretreated discharge effluent and the non-contact cooling water discharged effluent, observing and evaluating the monitoring locations, observing and evaluating the flow monitoring devices, touring the On-Site Process Wastewater Pretreatment System, as well as limited interview with the facility's representative.

The facility's representatives were briefed on the inspection activities throughout the inspection and during the brief closing conference.

5.0 ANALYTICAL RESULTS

**Friesland Campina Ingredients North America, Inc. (FCINA)
 Inspection Dates: June 29-30, 2022
 On-Site Process Wastewater Pretreatment System Discharge**

Parameters	Units	User Agreement Limits		EPA Results
		30-day Avg.	1-day Max.	
Flow	GPD	275,000	350,000	208,995.48
cBOD ₅	mg/l	200	275	2.10
TSS	mg/l	200	275	U
Ammonia	mg/l	10	15	U
Phosphorus	mg/l	20	20	1.41
pH	SU	7.0 – 9.0		8.39
TRC	mg/l	0.05		0.04

**Friesland Campina Ingredients North America, Inc. (FCINA)
 Sampling Date: June 30, 2022
 Non-Contact Cooling Water Discharge**

Parameters	Units	NY0262838 Limits		EPA Results
		30-day Avg.	1-day Max.	
Flow	GPD	720,000	Monitor	569,646
BOD ₅	mg/l	N/A	Monitor	U
Phosphorus - Effluent	mg/l	N/A	Monitor	0.055
Phosphorus - Influent	mg/L	N/A	Monitor	U
Temperature - Outfall	°F (°C)	Monitor	70	60.8 (16°C)
Temperature – Upstream	°F (°C)	Monitor	Monitor	69.8 (21°C)
Temperature – Downstream	°F (°C)	Monitor	Monitor	68.9 (20.5°C)
pH	SU	6.0 – 8.5		7.15

Note: U- The analyte was not detected at or above the reporting limit.

6.0 FINDINGS

6.1 Sampling Result Findings

The EPA analytical results obtained during this inspection are within the acceptable limits.

6.2 Inspection Findings

In addition to the sampling event, a limited inspection of the facility operations was conducted as discussed in Section 4.2 above.

7.0 ATTACHMENTS

Attachment #1. An overview map shows FCINA property boundary.

Attachment #2. Well water is treated and disinfected.

Attachment #3. The facility manufacturing operation is through batch process.

Attachment #4. Process wastewater is pretreated by the On-Site Process Wastewater Pretreatment System before discharging to the Village of Delhi WWTP

Attachment #5. The Chain of Custody for Samples was submitted and received by the USEPA Region 2 Laboratory on Thursday, June 30, 2022.

Attachment #6. The Analytical Data from the FCINA sampling inspections were received on Friday, July 25, 2022.

8.0 PHOTOGRAPHS

Photo #1. Samples were collected of the On-Site Process Wastewater Pretreatment System effluent at the monitoring manhole.

Photo #2. Grab samples were collected of the non-contact cooling water from the monitoring manhole.

Photo #3. A phosphorus grab sample was collected at the influent monitoring location before well water is treated.

Photo #4. No discharges were observed from the stormwater outfalls.

7.0 Attachments

Attachment #1. An overview map shows FCINA property boundary on both sides of Platner Brook.

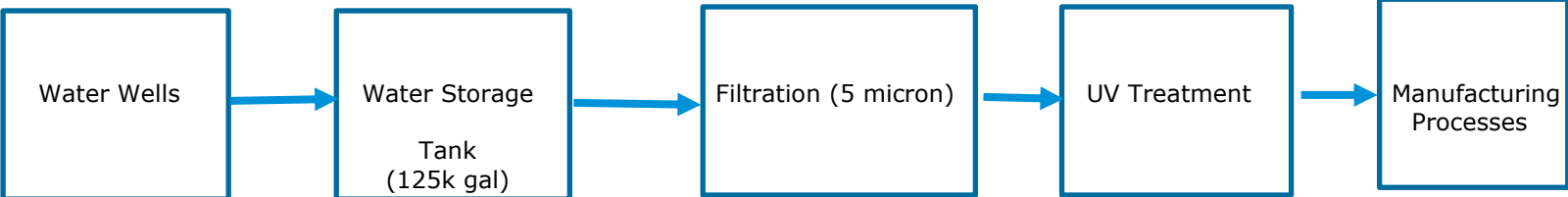


Wastewater Pre-Treatment Plant

Approximate Property Boundary

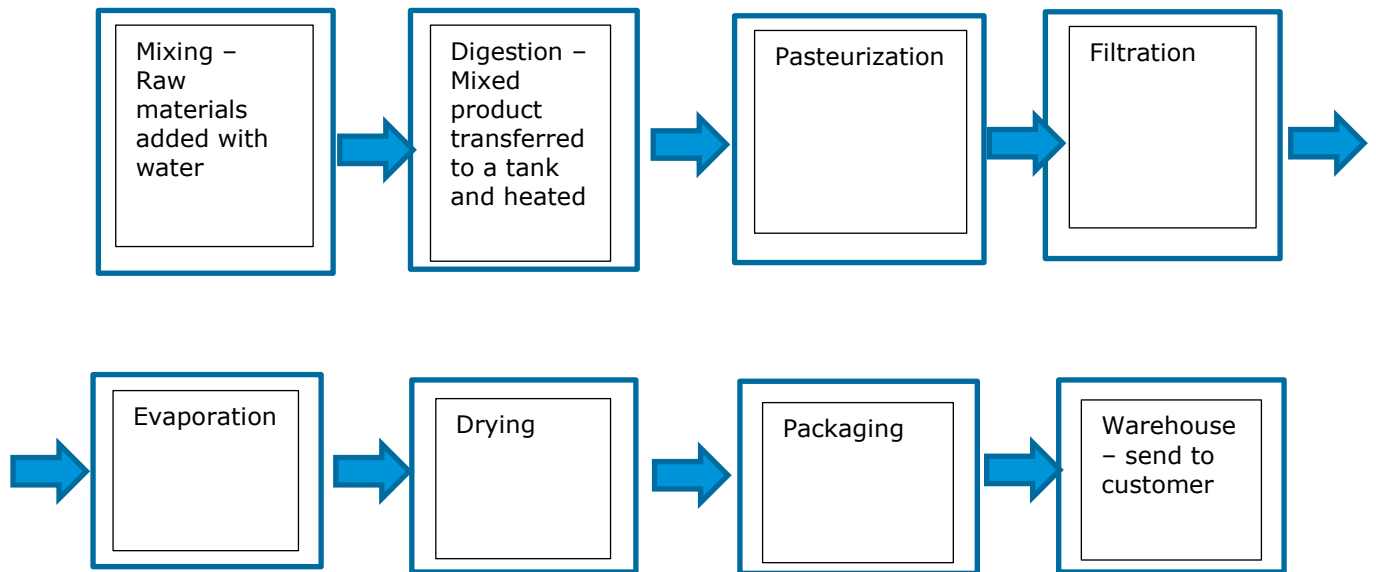
Attachment #2. Well water is treated and disinfected before it can be use in the manufacturing processes.

Flow Diagram - Treated water used in the plant



Attachment #3. Manufacturing operation at FCINA is batch process.

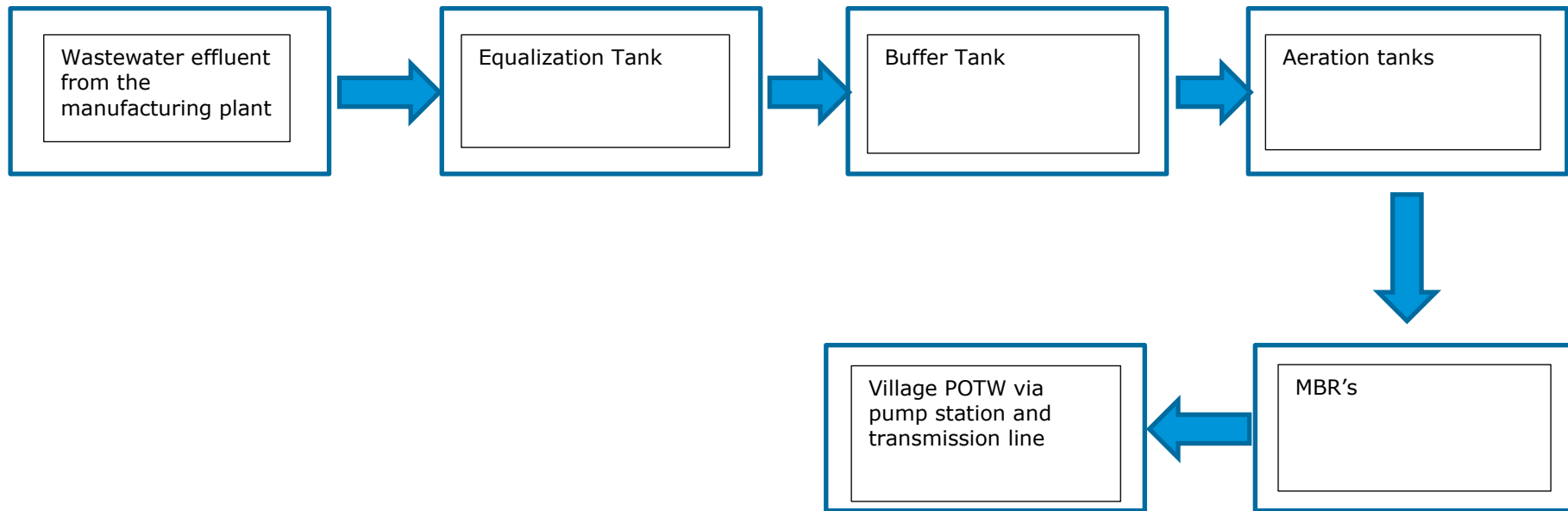
Typical manufacturing Process Flow Diagram – FCINA, Delhi



Note: Our manufacturing process is considered a “batch process”. We do not have a dedicated “processing line” for each product we produce. Equipment is cleaned after each batch and used for the next product. Multiple pasteurizations, filtrations and evaporations may be required based on the product being produced. This diagram depicts a typical manufacturing process for one of our hydrolyzed protein products.

Attachment #4. Process wastewater is treated by the On-Site Process Wastewater Pretreatment System.

Wastewater pre-treatment flow diagram – FrieslandCampina, Delhi



CHAIN OF CUSTODY/ FIELD DATA FORM

SURVEY NAME & LOCALITY FCINA

PROJECT LEADER Thuan Tran

PROGRAM: SF :

SITE ID _____

OPERABLE UNIT _____

PROGRAM RESULTS CODE _____

Decision RCRA RCRA ENF NPDES SDWA AM CAA
 Unit Code Y206 D210 D307 B304 C215 B224 A305

TSCA OD FIFRA CRIMINAL ENF
 L306 B253

LAB ID/ FIELD ID	CONTAINERS # OF	MATRIX	CHECK IF SPLIT SAMPLE <input type="checkbox"/>	DESCRIPTION & INSTRUCTIONS INCLUDING LOCATION, ESTIMATED CONCENTRATIONS, SPECIAL REPORTING LIMITS,	Res CL Checked <input type="checkbox"/>	Preservative (circle)	Collection Time (24hr clock) Begin End		Collection Date mm/dd/yy	
							0	1		
Pretreated Discharge - Comp.	4	B	<input checked="" type="checkbox"/>	2, 1-liter plastic bottles: cBOD5 - 24-Hr Comp	<input checked="" type="checkbox"/>	2206033-01	9:10A	8:55A	6/29-30/22	
		B	<input checked="" type="checkbox"/>	1, 500-ml plastic bottle: TSS - 24-Hr Comp.	<input checked="" type="checkbox"/>		9:10A	8:55A	6/29-30/22	
		B	<input checked="" type="checkbox"/>	1, 250-ml plastic bottle: NH3/Phosphorus - 24-Hr Comp.	<input checked="" type="checkbox"/>	01	9:10A	8:55A	6/29-30/22	
<i>[Handwritten signature and date 6/30/22]</i>										
Outfall 001 - Grab	2	A	<input checked="" type="checkbox"/>	1, 1-liter plastic bottle: BOD5 - Grab	<input type="checkbox"/>	-02			6/30/2022	
		A	<input checked="" type="checkbox"/>	1, 250-ml plastic bottle: Phosphorus - Grab	<input type="checkbox"/>	01			6/30/2022	
	<i>[Handwritten signature and date 6/30/22]</i>									
Influent - Grab	1	A	<input checked="" type="checkbox"/>	1, 250-ml plastic bottle: Phosphorus - Grab	<input checked="" type="checkbox"/>	-03			6/30/2022	
	<i>[Handwritten signature and date 6/30/22]</i>									
	<i>[Handwritten signature and date 6/30/22]</i>									

COMMENTS & SPECIAL REQUIREMENTS:

Note: TRC sample result: 0.04 mg/l of the pretreated discharge

Preservative Added & Checked
 0=ice 7=FAS
 1=H2SO4 pH<2 8=ZnAc
 2=HNO3 pH<2 9=NaOH pH>12
 3=HCl pH<2 10=NH4Cl
 4=Na2S2O3
 5=NaOH pH>9
 6=Ascorbic Acid

Matrix:		Relinquished By:	Received By:	Time	Date
A=aqueous B=aqueous (chlorinated) C=soil D=sediment E=sludge	F=multiphasic G=solvent H=biota I=oil J=other	Thuan M. Tran	Thuan M. Tran	17:00	6/30/22
		Relinquished By:	Received By:	17:00	6/30/22
		Relinquished By:	Received By:		

Direct from sampling, chilled & stabilized. 6/30/22

Attachment #6. Analytical Data for the FCINA sampling inspections were received on Friday, 7/25/2022.



UNITED STATES ENVIRONMENTAL PROTECTION AGENCY

**Region 2 Laboratory
2890 Woodbridge Avenue
Edison , New Jersey 08837
732-906-6886 Phone
732-906-6165 Fax**

July 12, 2022

Thuan Tran
Monitoring & Assessment Branch
LSASD/MAB
Edison, NJ 08837

RE: Friesland Campina - 2206033

Enclosed are the results of analyses for samples received by the laboratory on 06/30/2022. The signature below reflects the laboratory's approval of the reported results. If you have any questions concerning this report, please refer to Project Number 2206033 and contact the laboratory.

Sincerely,

A handwritten signature in black ink, appearing to read "John R. Bourbon".

John R. Bourbon
Chief, LSASD/LB



UNITED STATES ENVIRONMENTAL PROTECTION AGENCY
Region 2 Laboratory

Final Report

Project: Friesland Campina - 2206033

Project Number: 2206033

Project Narrative:

The National Environmental Laboratory Accreditation Conference Institute (TNI) is a voluntary environmental laboratory accreditation association of State and Federal agencies. TNI established and promoted a National Environmental Laboratory Accreditation Program (NELAP) that provides a uniform set of standards for the generation of environmental data that are of known and defensible quality. The EPA Region 2 Laboratory is NELAP accredited. The Laboratory tests that are accredited have met all the requirements established under the TNI Standards.

Condition Comments

None

Comment(s):

The "Sample Analysis Date and Time" is included in the results section for any analyte with a prescribed holding time of 72 hours or less.

Data Qualifier(s):

- U- The analyte was not detected at or above the Reporting Limit.
- J- The identification of the analyte is acceptable; the reported value is an estimate.
- K- The identification of the analyte is acceptable; the reported value may be biased high.
- L- The identification of the analyte is acceptable; the reported value may be biased low.
- NJ- There is presumptive evidence that the analyte is present; the analyte is reported as a tentative identification. The reported value is an estimate.



UNITED STATES ENVIRONMENTAL PROTECTION AGENCY
Region 2 Laboratory

Final Report

Project: Friesland Campina - 2206033

Project Number: 2206033

Reporting Limit(s):

The Laboratory was able to achieve the appropriate limit for each analyte requested.

SUMMARY REPORT FOR SAMPLES

Field ID	Laboratory ID	Matrix	Date Sampled	Date Received
Pretreated Discharge - Comp.	2206033-01	Aqueous	06/30/2022 08:55	06/30/2022 17:00
Outfall 001 - Grab	2206033-02	Aqueous	06/30/2022 09:58	06/30/2022 17:00
Influent - Grab	2206033-03	Aqueous	06/30/2022 10:13	06/30/2022 17:00



UNITED STATES ENVIRONMENTAL PROTECTION AGENCY
Region 2 Laboratory

Final Report

Project: Friesland Campina - 2206033

Project Number: 2206033

SUMMARY REPORT FOR METHODS

Analysis	Method	Certification	Matrix
Ammonia [As N]	EPA 350.1 SOP C-80 Rev 2.7	NELAP	Aqueous
Biochemical Oxygen Demand	SM 5210B SOP C-21 Rev 2.7	NELAP	Aqueous
Biochemical Oxygen Demand, Carb.	SM 5210B SOP C-21 Rev 2.7	NELAP	Aqueous
Phosphorus	EPA 365.1 SOP C-68 Rev 2.7	NELAP	Aqueous
Residue, Non-Filterable	SM 2540D SOP C-33 Rev 3.7	NELAP	Aqueous



**UNITED STATES ENVIRONMENTAL PROTECTION AGENCY
Region 2 Laboratory**

**Final Report
Project: Friesland Campina - 2206033
Project Number: 2206033**

Analyte	Result	Qualifier	Reporting Limit	Units	Batch	Date and Time of Analysis*
---------	--------	-----------	-----------------	-------	-------	----------------------------

Field ID: Pretreated Discharge - Comp.

Sample ID: 2206033-01

Sanitary

Ammonia [As N]	---	U	0.100	mg/L	B207008	
Biochemical Oxygen Demand, Carb.	2.10		2.00	mg/L	B207002	07/06/2022 07:44
Phosphorus	1.41		0.0500	mg/L	B207039	
Total Suspended Solids	---	U	10.0	mg/L	B207005	

Field ID: Outfall 001 - Grab

Sample ID: 2206033-02

Sanitary

Biochemical Oxygen Demand	---	U	2.00	mg/L	B207001	07/06/2022 07:08
Phosphorus	0.0550		0.0500	mg/L	B207039	

Field ID: Influent - Grab

Sample ID: 2206033-03

Sanitary

Phosphorus	---	U	0.0500	mg/L	B207039	
------------	-----	---	--------	------	---------	--



UNITED STATES ENVIRONMENTAL PROTECTION AGENCY
Region 2 Laboratory

Final Report

Project: Friesland Campina - 2206033

Project Number: 2206033

Sanitary - Quality Control

Analyte	Result	Reporting Limit	Units	Spike Level	Source Result	%REC	%REC Limits	RPD	RPD Limit
Batch B207001									
Blank (B207001-BLK1)									
Biochemical Oxygen Demand	--- U	2.00	mg/L						
LCS (B207001-BS1)									
Biochemical Oxygen Demand	168		mg/L	198.0		84.6	84.6-115.4		
LCS (B207001-BS2)									
Biochemical Oxygen Demand	173		mg/L	198.0		87.4	84.6-115.4		
LCS (B207001-BS3)									
Biochemical Oxygen Demand	173		mg/L	198.0		87.4	84.6-115.4		
Duplicate (B207001-DUP1) Source: 2206033-02									
Biochemical Oxygen Demand	--- U	2.00	mg/L		ND				25
Matrix Spike (B207001-MS1) Source: 2206033-02									
Biochemical Oxygen Demand	281	2.00	mg/L	264.0	ND	106	75-125		
Matrix Spike Dup (B207001-MSD1) Source: 2206033-02									
Biochemical Oxygen Demand	262	2.00	mg/L	237.6	ND	110	75-125	6.81	200
Batch B207002									
Blank (B207002-BLK1)									
Biochemical Oxygen Demand, Carb.	--- U	2.00	mg/L						
LCS (B207002-BS1)									
Biochemical Oxygen Demand, Carb.	176		mg/L	198.0		88.8	84.6-115.4		



**UNITED STATES ENVIRONMENTAL PROTECTION AGENCY
Region 2 Laboratory**

Final Report

Project: Friesland Campina - 2206033

Project Number: 2206033

Sanitary - Quality Control

Analyte	Result	Reporting Limit	Units	Spike Level	Source Result	%REC	%REC Limits	RPD	RPD Limit
Batch B207002									
LCS (B207002-BS2)									
Biochemical Oxygen Demand, Carb.	172		mg/L	198.0		86.7	84.6-115.4		
LCS (B207002-BS3)									
Biochemical Oxygen Demand, Carb.	179		mg/L	198.0		90.5	84.6-115.4		
Duplicate (B207002-DUP1) Source: 2206033-01									
Biochemical Oxygen Demand, Carb.	2.32	2.00	mg/L		2.10			9.87	25
Matrix Spike (B207002-MS1) Source: 2206022-03									
Biochemical Oxygen Demand, Carb.	512	2.00	mg/L	396.0	57.3	115	75-125		
Matrix Spike Dup (B207002-MSD1) Source: 2206022-03									
Biochemical Oxygen Demand, Carb.	460	2.00	mg/L	396.0	57.3	102	75-125	10.5	200
Batch B207005									
Blank (B207005-BLK1)									
Residue, Non-Filterable	--- U	10.0	mg/L						
Blank (B207005-BLK2)									
Residue, Non-Filterable	--- U	10.0	mg/L						
LCS (B207005-BS1)									
Residue, Non-Filterable	53.0	10.0	mg/L	54.30		97.6	85-115		
LCS (B207005-BS2)									
Residue, Non-Filterable	56.0	10.0	mg/L	54.30		103	85-115		



**UNITED STATES ENVIRONMENTAL PROTECTION AGENCY
Region 2 Laboratory**

Final Report

Project: Friesland Campina - 2206033

Project Number: 2206033

Sanitary - Quality Control

Analyte	Result	Reporting Limit	Units	Spike Level	Source Result	%REC	%REC Limits	RPD	RPD Limit
Batch B207005									
LCS Dup (B207005-BSD1)									
Residue, Non-Filterable	56.0	10.0	mg/L	54.30		103	85-115	5.50	20
LCS Dup (B207005-BSD2)									
Residue, Non-Filterable	54.0	10.0	mg/L	54.30		99.4	85-115	3.64	20
Duplicate (B207005-DUP1) Source: 2206033-01									
Residue, Non-Filterable	--- U	10.0	mg/L		4.00				20
Batch B207008									
Blank (B207008-BLK1)									
Ammonia [As N]	--- U	0.100	mg/L						
Blank (B207008-BLK2)									
Ammonia [As N]	--- U	0.100	mg/L						
LCS (B207008-BS1)									
Ammonia [As N]	14.7	1.00	mg/L	14.90		99	90-110		
LCS (B207008-BS2)									
Ammonia [As N]	14.6	1.00	mg/L	14.90		98	90-110		
LCS Dup (B207008-BSD1)									
Ammonia [As N]	14.6	1.00	mg/L	14.90		98	90-110	0.7	20
LCS Dup (B207008-BSD2)									
Ammonia [As N]	14.8	1.00	mg/L	14.90		99	90-110	1	20



**UNITED STATES ENVIRONMENTAL PROTECTION AGENCY
Region 2 Laboratory**

Final Report

Project: Friesland Campina - 2206033

Project Number: 2206033

Sanitary - Quality Control

Analyte	Result	Reporting Limit	Units	Spike Level	Source Result	%REC	%REC Limits	RPD	RPD Limit
Batch B207008									
Matrix Spike (B207008-MS1)		Source: 2206022-01							
Ammonia [As N]	9.88	0.100	mg/L	5.000	7.83	41	90-110		
Matrix Spike (B207008-MS2)		Source: 2206033-01							
Ammonia [As N]	5.00	0.100	mg/L	5.000	0.0795	98	90-110		
Matrix Spike (B207008-MS3)		Source: 2206034-01							
Ammonia [As N]	4.97	0.100	mg/L	5.000	0.164	96	90-110		
Batch B207039									
Blank (B207039-BLK1)									
Phosphorus	--- U	0.0500	mg/L						
Blank (B207039-BLK2)									
Phosphorus	--- U	0.0500	mg/L						
LCS (B207039-BS1)									
Phosphorus	2.23	0.250	mg/L	2.220		100	90-110		
LCS (B207039-BS2)									
Phosphorus	2.27	0.250	mg/L	2.220		102	90-110		
LCS Dup (B207039-BSD1)									
Phosphorus	2.24	0.250	mg/L	2.220		101	90-110	0.4	20
LCS Dup (B207039-BSD2)									
Phosphorus	2.26	0.250	mg/L	2.220		102	90-110	0.4	20



**UNITED STATES ENVIRONMENTAL PROTECTION AGENCY
Region 2 Laboratory**

Final Report

Project: Friesland Campina - 2206033

Project Number: 2206033

Sanitary - Quality Control

Analyte	Result	Reporting Limit	Units	Spike Level	Source Result	%REC	%REC Limits	RPD	RPD Limit
Batch B207039									
Matrix Spike (B207039-MS1)		Source: 2206034-01							
Phosphorus	1.31	0.0500	mg/L	1.000	0.344	97	90-110		
Matrix Spike (B207039-MS2)		Source: 2206022-05							
Phosphorus	2.50	0.250	mg/L	1.000	1.69	81	90-110		
Matrix Spike (B207039-MS3)		Source: 2206033-01							
Phosphorus	2.28	0.250	mg/L	1.000	1.41	87	90-110		

8.0 Photographs

Photo #1. A pretreated effluent composite sample was collected at the monitoring location.



Photo #2. Grab samples were collected of the Non-Contact Cooling water discharge.



Photo #3. A grab sample was collected of the groundwater at the influent sample point.



Photo #4. No discharge was observed from the stormwater outfalls during the inspection.

