DISTINCTIVE WALL EFFECTS

The

LACE-STENCIL FINISH

Second of a series of articles on the various wall finishes obtainable with Dutch Boy white-lead and Dutch Boy flatting oil.

By M. REA PAUL
Consulting Colorist



An effective use of the Lace-Stencil Finish in the writing room of a hotel. The pattern is rendered in such minute detail that even under the closest scrutiny it holds the observer's interest.

THE Lace-Stencil Finish should, as a rule, be used in panels. The most satisfactory results will be obtained if the lace selected is as large in area as the panel in which it is to be used, since it is extremely difficult to join one large piece of lace to another. For this same reason the Lace-Stencil Finish is not suited for use as an all-over pattern.

The Lace Stencil Finish also makes a decidedly interesting border. The border may be applied just inside the panel mouldings, or used as a frieze on the upper side walls of a small interior.

The rooms in which the Lace-Stencil Finish, employed in panels, appears to best advantage are: the living room or boudoir of the apartment, private dining room of the hotel; small parlor or writing room of the apartment or hotel; ladies' parlor at the club. It is also used to lend a distinctive atmosphere to the decorative treatment of the theatre and the ball room.



How Lace-Stencil Finish is Produced

An ordinary lace curtain of large mesh is made non-absorbent by a thin coat of shellac.

* * *

The lace is then used as a stencil through which a finishing coat is tamped, with a stencil brush, over a ground coat that has been allowed to dry.



Reasonable in cost

Paint made of Dutch Boy white-lead and flatting oil is easy and economical to use, either for two or three-tone effects, or for plain one-tone walls. It reduces repainting costs because it stands repeated washings over a period of years without losing its rich, velvety finish.

Color specialists in our Department of Decoration will be glad to assist you in planning decorative wall-treatments for any type of building. They will furnish color charts, mixing formulas, paint specifications and color sketches when necessary, showing the colors as they will actually look. Write them in care of our nearest branch. Also, if you wish, we will send you actual painted samples of the Lace-Stencil Finish, as well as the Wiped-Stencil Finish, previously described in this series.



NATIONAL LEAD COMPANY

New York, 111 Broadway; Boston, 131 State Street; Buffalo, 116 Oak Street; Chicago, 900 West 18th Street; Cincinnati, 659 Freeman Avenue; Cleveland, 820 West Superior Avenue; St. Louis, 722 Chestnut Street; San Francisco, 485 California Street; Pittsburgh, National Lead & Oil Co. of Penna., 316 Fourth Avenue; Philadelphia, John T. Lewis & Bros. Co., 437 Chestnut Street.

0000-NLI-000017440