L. J. Wing Mfg. Co.

Branch Offices in Principal Cities

59 Seventh Avenue, New York
PHONE: CHELSEA-3 0027-0030

Factory: NEWARK, N. J.

Wing Featherweight Unit Heaters and Process Heating Units; Utility Unit Heaters; Wing Scruplex Safety Ventilating Fans, Fog Eliminators and Exhausters; Wing Forced Draft Blowers, Turbine or Motor-Driven; Steam Turbines; Man-Coolers.

LIGHT weight, and vertical downward discharge of the heated air through high velocity multiple discharge outlets are original and unique features of Wing Featherweight Unit Heaters. Thus, downward circulation of large volumes of warmed air to the floor and uniform distribution of it over the entire area is assured, with resultant economy in plant heating.



Detail of Wing Featherfin Heating Element showing Compression Union Tube Connection

TYPE LC UNIT

Cross-Section showing location of motor and fan. Used in buildings having low roofs or ceilings



TYPE HC UNIT

Complete coverage accomplished with any of discharge outlets illustrated at right

Standard Discharge Outlets for Type HC

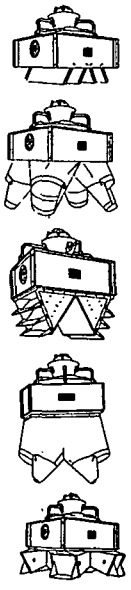

Wing Featherweight Unit Heaters produce a pleasing sense of warmth at the floor level because the warmed air from each of the several heater discharges actually reaches the floor. On the other hand, attempting to accomplish this result by the method of withdrawing cold air from the floor would create cold drafts and circulate floor dust through the atmosphere.

Wing Featherfin Heating Element—(Tested to 1000 lbs. Pressure). Extremely light in weight. By simple variations of the heating surface any desired final air temperature may be obtained with any given steam pressure.

Fin and tube extended surface type. Hairpin or return bend design. Headers of steel, tubular design. Tubes secured to headers by steam-tight compression union. Easily removed and replaced in case of damage.

BULLETIN H-5 CONTAINS COMPLETE DATA

Wing Utility Unit Heater



A general purpose heater. Delivers heated air in one general direction. With vane diffusers and safety guard for fan. Capacity data same as Type HC. *Bulletin U-3.*

Wing-Scruplex Fog Eliminators

Supply tempered fresh air to completely de-fog any building or room where steam, fog or fumes are liberated in manufacturing processes—*e.g.*, Dye Houses, Creameries, Galvanizing Plants, etc.

Wing Featherfin Process Heating Units

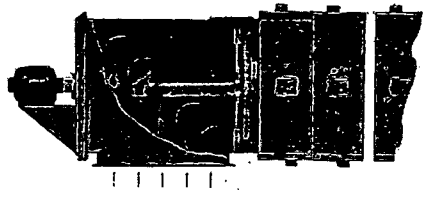

For manufacturing processes such as drying, ageing, etc., requiring the recirculation of the heated air. Motor or turbine located outside air current. *Bulletin P-2.*

Wing Featherfin Heater Sections for general blast heating. Bulletin HS-1.

Wing-Scruplex Safety Ventilating Fans

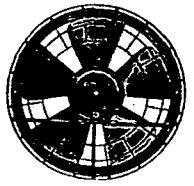



An integral guard of strong steel rings welded to the frame features every model of the Wing-Scruplex Safety Ventilating Fan. This guard removes the ever-present danger which exists whenever fans are in an exposed location, and does not reduce fan efficiency.

The high volumetric efficiency of Wing-Scruplex Safety Fans is due to their true screw propeller design which moves the air forward in straight lines without eddy. Motor is fully enclosed, easily accessible and generously proportioned. Can also be supplied with pulley or turbine drive.

Wing-Scruplex Safety Fans are built in the following sizes: 10, 13, 17, 22, 25, 30, 36, 42, 48, 54 and 60 in.—capacities from 950 c.f.m. to 33,000 c.f.m. Up to 25 in. dia. propellers are made of cast-aluminum—large sizes of pressed steel.

BULLETIN F-5 CONTAINS COMPLETE DATA

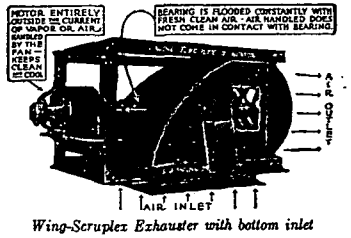

Wing-Scruplex Exhauster with bottom inlet

Wing-Scruplex Exhausters

In the Wing-Scruplex Exhauster the motor is entirely outside the exhaust housing, therefore always easy of access, clean and cool. As an elbow in any duct system where resistance is moderate this exhauster provides efficient, low cost, convenient ventilation. For acid laden air, fan and exposed parts can be supplied in Monel metal.

Wing-Scruplex Exhausters are made for either horizontal or vertical operation—top, bottom or side intakes. The drawings below show the flexibility of application of these units.

BULLETIN E-8 CONTAINS COMPLETE DATA

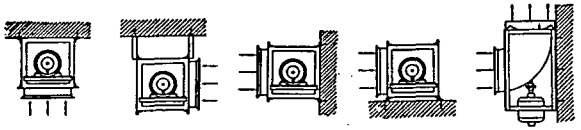

Bolted directly to Ceiling | *Hung from Ceiling* | *Bolted directly to Side Wall* | *Bolted to Floor or Foundation* | *Vertical Bolted to Side Wall*



Wing Blowers for Forced Draft



Wing EM Blower

The installation of Wing Motor-driven Type EM Blowers on heating boilers of all sizes makes possible the use of Buckwheat coal and other inexpensive fuels with great savings in fuel costs, which usually pay for the blowers in the first year of operation.

These blowers are of the propeller type fan construction. They afford large air passages and low air velocities, resulting in quiet operation and even fires.

Wing Blowers controlled by speed regulation, conveniently operated from the front of the boiler. Totally enclosed motors keep out the dust and dirt of the boiler room, insuring many years of service without repair. Automatically controlled, they make the fireman's work easier.

Ask for Bulletin No. M-56 describing Wing EM Units. For High-Pressure Boilers ask for Bulletin No. T-97 describing Wing Turbine Blowers.



The Wing Blower in foreground supplied forced draft to hot water supply heater; while blower in background serves two return tubular heating boilers.